Houston High School
Football
Germantown, TN

POSTSEASON HISTORY REPORT
GENERATED APRIL 18, 2024

Summary

Championship Record: 22-20
Appearances (21): 2023, 2022, 2021, 2020, 2019, 2018, 2017, 2016, 2015, 2014, 2013, 2012, 2007, 2006, 2004, 2002, 2001, 2000, 1999, 1998, 1997
Finals Appearances/Runners-up (1): 2023
Championships (1): 2023

Finals Appearances

Year	Class	Award	Detail
2023	Class 6A	Team Champions	(13-2)

Awards

Year	Award	Name	Class
2002	American General Mr. Football Back of the Year	Abe Felix	Class 5A
2019	Tennessee Titans Mr. Football	Lincoln Pare	Class 6A

2023 Class 6A State Football Playoffs

November 3 - December 2, 2023

Notes:

All times are local time. In the first and second rounds the higher seeded team shall be the host school. In the third round and semifinals in odd-numbered years the top team in each bracket shall be the host team. If two teams from the same region meet in the third round, the team seeded higher in the region standings shall host.

Scoring Summary (Final)
TSSAA Blue Cross Bowl
Houston vs Oakland (Dec 2, 2023 at Chattanooga, TN)

Houston (13-2) vs. Oakland (12-3)
Date: Dec 2, 2023 • Site: Chattanooga, TN • Stadium: Finley Stadium
Attendance:

Score by Quarters	1	2	3	4	Total
Houston	7	3	0	14	24
Oakland	6	0	3	0	9

Qtr	Time	Scoring Play	V-H
1st	02:57	OAKLAND - Morris, Daune 8 yd run (Taylor, Jacob kick failed), 14-57 8:05	0 - 6
	00:07	HOUSTON - Jones, Shawne 3 yd pass from Day, Chandler (Jones, Trotter kick), 11-80 2:50	7 - 6
2nd	08:03	HOUSTON - Jones, Trotter 25 yd field goal, 11-42 2:47	10 - 6
3rd	06:45	OAKLAND - Taylor, Jacob 32 yd field goal, 11-59 5:09	10 - 9
4th	11:43	HOUSTON - Sisa, Damon 2 yd run (Jones, Trotter kick), 17-80 7:02	17 - 9
	01:16	HOUSTON - Williams, Tony 27 yd interception return (Jones, Trotter kick)	24 - 9

Kickoff time: 7:08 pm • End of Game: 9:32 pm • Total elapsed time: 2:24
Officials: Referee: Dennis Brooks; Umpire: M. Stansberry; Linesman: Garrett Dykes;
Line judge: Jeff Dykes; Back judge: Zachery Lawson; Field judge: Ken Clifton;
Side judge: Judd Shoun; Center judge: Joel Bowman ECO;
Temperature: 61 • Wind: SE 3 MPH • Weather: Light rain
Most Valuable Player: Damon Sisa, Houston

Team Statistics (Final)
TSSAA Blue Cross Bowl
Houston vs Oakland (Dec 2, 2023 at Chattanooga, TN)

	HOUSTON	OAKLAND
FIRST DOWNS	15	10
Rushing	12	9
Passing	2	1
Penalty	1	0
NET YARDS RUSHING	236	188
Rushing Attempts	44	42
Average Per Rush	5.4	4.5
Rushing Touchdowns	1	1
Yards Gained Rushing	243	211
Yards Lost Rushing	7	23
NET YARDS PASSING	26	14
Completions-Attempts-Int	4-16-1	3-11-3
Average Per Attempt	1.6	1.3
Average Per Completion	6.5	4.7
Passing Touchdowns	1	0
TOTAL OFFENSE YARDS	262	202
Total offense plays	60	53
Average Gain Per Play	4.4	3.8
Fumbles: Number-Lost	1-0	3-1
Penalties: Number-Yards	5-40	7-52
PUNTS-YARDS	2-31	1-46
Average Yards Per Punt	15.5	46.0
Net Yards Per Punt	7.5	39.0
Inside 20	0	0
50+ Yards	0	0
Touchbacks	0	0
Fair catch	0	0
KICKOFFS-YARDS	5-298	3-180
Average Yards Per Kickoff	59.6	60.0
Net Yards Per Kickoff	38.6	40.0
Touchbacks	3	3
Fair Catch Yards	0	0
Punt returns: Number-Yards-TD	1-7-0	1-16-0
Average Per Return	7.0	16.0
Kickoff returns: Number-Yds-TD	0-0-0	2-45-0
Average Per Return	0.0	22.5
Interceptions: Number-Yds-TD	3-79-1	1-0-0
Fumble Returns: Number-Yds-TD	0-0-0	0-0-0
Miscellaneous Yards	0	0
Possession Time	22:56	25:04
1st Quarter	3:48	8:12
2nd Quarter	5:40	6:20
3rd Quarter	6:45	5:15
4th Quarter	6:43	5:17
Third-Down Conversions	3 of 11	3 of 12
Fourth-Down Conversions	2 of 3	2 of 4
Red-Zone Scores-Chances	3-4	2-2
Touchdowns	2-4	1-2
Field goals	1-4	1-2
Sacks By: Number-Yards	3-21	0-0
PAT Kicks	3-3	0-1
Field Goals	1-2	1-1
Points off turnovers	7	0

Individual Statistics (Final)
TSSAA Blue Cross Bowl
Houston vs Oakland (Dec 2, 2023 at Chattanooga, TN)

Houston

Rushing	No.	Gain	Loss	Net	TD	Lg	Avg
Sisa, Damon	30	183	4	179	1	28	6.0
Day, Chandler	7	29	0	29	0	9	4.1
James, L.	1	12	0	12	0	12	12.0
Davis, M.	3	12	0	12	0	6	4.0
Allen, Andre	1	7	0	7	0	7	7.0
TEAM	2	0	3	-3	0	0	-1.5
Totals	44	243	7	236	1	28	5.4

Passing	C-A-I	Yds	TD	Long	Sack
Day, Chandler	3-15-1	25	1	16	0
Waggener, Owen	1-1-0	1	0	1	0
Totals	4-16-1	26	1	16	0

Receiving	No.	Yards	TD	Long
Allen, Andre	1	16	0	16
Waggener, Owen	1	6	0	6
Jones, Shawne	1	3	1	3
James, L.	1	1	0	1
Totals	4	26	1	16

Punting	No.	Yds	Avg	Long	In20	TB
TEAM	1	0	0.0	0	0	0
Waggener, Owen	1	31	31.0	31	0	0
Totals	2	31	15.5	31	0	0

	Punt			Kickoff			Intercept		
Returns	No	Yds	Lg	No	Yds	Lg	No	Yds	Lg
Allen, Andre	1	7	7	0	0	0	1	11	11
Williams, Tony	0	0	0	0	0	0	1	27	27
Sisa, Damon	0	0	0	0	0	0	1	41	41
Totals	1	7	7	0	0	0	3	79	41

Field goals	Qtr	Time	Dist	Result
Jones, Trotter	2nd	08:03	25 yards	Good
Jones, Trotter	4th	07:27	36 yards	Missed

Kickoffs	No.	Yards	Avg	TB	OB
Jones, Trotter	5	298	59.6	3	0

All-purpose	Run	Rcv	KR	PR	IR	Total
Sisa, Damon	179	0	0	0	41	220
Allen, Andre	7	16	0	7	11	41
Day, Chandler	29	0	0	0	0	29
Williams, Tony	0	0	0	0	27	27

Oakland

Rushing	No.	Gain	Loss	Net	TD	Lg	Avg
Morris, Daune	24	99	5	94	1	14	3.9
Jones, Ashton	12	70	1	69	0	18	5.8
Creasy, Kyler	4	42	8	34	0	40	8.5
TEAM	1	0	2	-2	0	0	-2.0
Freeman, P.	1	0	7	-7	0	0	-7.0
Totals	42	211	23	188	1	40	4.5

Passing	C-A-I	Yds	TD	Long	Sack
Freeman, P.	2-7-2	9	0	6	1
Creasy, Kyler	1-3-1	5	0	5	2
Morris, Daune	0-1-0	0	0	0	0
Totals	3-11-3	14	0	6	3

Receiving	No.	Yards	TD	Long
Bullard, Marcus	1	6	0	6
Tutt, Craig	1	5	0	5
Morris, Daune	1	3	0	3
Totals	3	14	0	6

Punting	No.	Yds	Avg	Long	In20	TB
Taylor, Jacob	1	46	46.0	46	0	0
Totals	1	46	46.0	46	0	0

	Punt			Kickoff			Intercept		
Returns	No	Yds	Lg	No	Yds	Lg	No	Yds	Lg
Smith, Korey	1	16	0	0	0	0	0	0	0
Tutt, Craig	0	0	0	1	19	19	0	0	0
King, Kalijah	0	0	0	1	26	26	0	0	0
Ellison, S.	0	0	0	0	0	0	1	0	0
Totals	1	16	0	2	45	26	1	0	0

Field goals	Qtr	Time	Dist	Result
Taylor, Jacob	3rd	06:45	32 yards	Good

Kickoffs	No.	Yards	Avg	TB	OB
Taylor, Jacob	3	180	60.0	3	0

All-purpose	Run	Rcv	KR	PR	IR	Total
Morris, Daune	94	3	0	0	0	97
Jones, Ashton	69	0	0	0	0	69
Creasy, Kyler	34	0	0	0	0	34
King, Kalijah	0	0	26	0	0	26

FUMBLES: Houston-Sisa, Damon 1-0. Oakland-Jones, Ashton 2-1; Creasy, Kyler 1-0.

Defensive Statistics (Final)
TSSAA Blue Cross Bowl
Houston vs Oakland (Dec 2, 2023 at Chattanooga, TN)

#	Houston	Solo	Ast	Total	Sacks-Yds	TFL-Yds	FF	FR-Yds	Int-Yds	BrUp	Blks	QBH
7	Allen, Andre	3	7	6.5	-	-	-	-	1-11	-	-	-
4	Joiner, Jose	3	6	6.0	1.0-7	2.0-10	-	-	-	-	-	-
9	Waggener, Owen	2	6	5.0	-	-	-	-	-	-	-	-
76	Shaw, Travis	2	5	4.5	-	1.0-2	-	-	-	-	-	-
49	Hagan, Garrett	3	2	4.0	-	-	-	-	-	-	-	-
26	Edwards, Tj	1	5	3.5	1.0-8	1.0-8	1	-	-	-	-	1
3	James, L.	2	1	2.5	-	-	-	-	-	-	-	-
17	Humphreys, K.	2	1	2.5	-	-	-	-	-	1	-	-
2	Yarbrough, D.	2	0	2.0	-	-	1	-	-	-	-	-
35	Williams, Chyco	1	2	2.0	-	-	-	-	-	-	-	-
53	Williams, Tony	1	1	1.5	1.0-6	1.0-6	-	1-0	1-27	-	-	-
8	Killebrew, Ben	0	3	1.5	-	-	-	-	-	-	-	1
21	Powell, Tyson	1	0	1.0	-	-	-	-	-	-	-	-
1	Shaw, Trayshon	0	2	1.0	-	-	-	-	-	-	-	1
30	Mims, Gates	0	1	0.5	-	-	-	-	-	-	-	-
10	Sisa, Damon	0	0	0.0	-	-	-	-	1-41	-	-	-
	Totals	23	42	44.0	3.0-21	5.0-26	2	1-0	3-79	1	0	3

#	Oakland	Solo	Ast	Total	Sacks-Yds	TFL-Yds	FF	FR-Yds	Int-Yds	BrUp	Blks	QBH
41	Johnson, Tre	6	2	7.0	-	2.0-4	-	-	-	-	-	-
3	Ramsey, Gus	6	2	7.0	-	-	-	-	-	-	-	-
2	Ellison, S.	5	1	5.5	-	-	-	-	1-0	2	-	-
8	Ellison, Caleb	3	5	5.5	-	-	-	-	-	-	-	-
33	Swader, Carlos	3	2	4.0	-	-	-	-	-	-	-	-
12	Crisp, Bronson	3	1	3.5	-	-	-	-	-	-	-	-
26	Smith, Korey	2	3	3.5	-	-	-	-	-	-	1	-
9	Norfolk, Q.	2	0	2.0	-	-	-	-	-	-	-	-
1	Tutt, Craig	2	0	2.0	-	-	-	-	-	1	-	-
55	Leflouria, B.	1	0	1.0	-	-	-	-	-	-	-	-
5	Jones, Ashton	1	0	1.0	-	-	-	-	-	-	-	-
79	Sanders, K.	1	0	1.0	-	-	-	-	-	-	-	-
25	Millsap, Will	0	1	0.5	-	-	-	-	-	-	-	-
28	Gainor, Kyrie	0	1	0.5	-	-	-	-	-	-	-	-
	Totals	35	18	44.0	0.0-0	2.0-4	0	0-0	1-0	3	1	0

Drive Chart (By Team) (Final)
TSSAA Blue Cross Bowl
Houston vs Oakland (Dec 2, 2023 at Chattanooga, TN)

		Drive Started			Drive Ended			Consumed	
Team	Qtr	Spot	Time	Obtained	Spot	Time	How lost	Pl - Yds	TOP
HOUSTO	1st	H20	12:00	Kickoff	H26	11:02	Punt	3 - 6	0:58
HOUSTO		H20	02:57	Kickoff	O00	00:07	*TOUCHDOWN	11 - 80	2:50 .
HOUSTO	2nd	H50	10:50	Punt	O08	08:03	*FIELD GOAL	11 - 42	2:47 .
HOUSTO		H28	04:21	Downs	O48	01:54	Punt	5 - 24	2:27
HOUSTO		O39	00:31	Interception	O30	00:05	Interception	3 - 9	0:26
HOUSTO	3rd	H20	06:45	Kickoff	O00	11:43	*TOUCHDOWN	17 - 80	7:02 .
HOUSTO	4th	O26	09:41	Downs	O19	07:27	Missed FG	4 - 7	2:14 .
HOUSTO		H49	05:08	Fumble	O37	01:50	Downs	6 - 14	3:18
HOUSTO		O00	01:16	Interception	O00	01:16	*TOUCHDOWN	0 - 0	0:00
HOUSTO		O43	00:54	Interception	O46	00:00	End of half	2 - (3)	0:54

Houston	1st Qtr	2nd Qtr	3rd Qtr	4th Qtr	1st Half	2nd Half	Total
Time of possession	03:48	05:40	06:45	06:43	09:28	13:28	22:56
3rd down conversions	2-3	0-3	1-3	0-2	2-6	1-5	3-11
Average field position	H20	H46	H20	O40	H35	H50	H42
4th down conversions	0-0	0-0	2-2	0-1	0-0	2-3	2-3

		Drive Started			Drive Ended			Consumed	
Team	Qtr	Spot	Time	Obtained	Spot	Time	How lost	Pl - Yds	TOP
OAKLAN	1st	O43	11:02	Punt	H00	02:57	*TOUCHDOWN	14 - 57	8:05 .
OAKLAN		O20	00:07	Kickoff	O11	10:50	Punt	3 - (9)	1:17
OAKLAN	2nd	O20	08:03	Kickoff	H28	04:21	Downs	8 - 52	3:42
OAKLAN		H36	01:54	Punt	H37	00:31	Interception	3 - (1)	1:23
OAKLAN		O20	00:05	Interception	O18	00:00	End of half	1 - (2)	0:05
OAKLAN	3rd	O27	11:54	Kickoff	H14	06:45	*FIELD GOAL	11 - 59	5:09 .
OAKLAN	4th	O20	11:37	Kickoff	O26	09:41	Downs	4 - 6	1:56
OAKLAN		O20	07:27	Missed FG	H49	05:08	Fumble	5 - 31	2:19
OAKLAN		O37	01:50	Downs	O31	01:16	Interception	3 - (6)	0:34
OAKLAN		O20	01:16	Kickoff	O20	00:54	Interception	2 - 0	0:22

Oakland	1st Qtr	2nd Qtr	3rd Qtr	4th Qtr	1st Half	2nd Half	Total
Time of possession	08:12	06:20	05:15	05:17	14:32	10:32	25:04
3rd down conversions	2-3	0-4	1-2	0-3	2-7	1-5	3-12
Average field position	O31	O34	O27	O24	O33	O24	O29
4th down conversions	1-1	1-2	0-0	0-1	2-3	0-1	2-4

Drive Chart (By Quarter) (Final)
TSSAA Blue Cross Bowl
Houston vs Oakland (Dec 2, 2023 at Chattanooga, TN)

		Drive Started			Drive Ended			Consumed		
Team	Qtr	Spot	Time	Obtained	Spot	Time	How lost	Pl - Yds	TOP	
HOUSTO	1st	H20	12:00	Kickoff	H26	11:02	Punt	3 - 6	0:58	
OAKLAN		O43	11:02	Punt	H00	02:57	*TOUCHDOWN	14 - 57	8:05	.
HOUSTO		H20	02:57	Kickoff	O00	00:07	*TOUCHDOWN	11 - 80	2:50	.
OAKLAN		O20	00:07	Kickoff	O11	10:50	Punt	3 - (9)	1:17	
HOUSTO	2nd	H50	10:50	Punt	O08	08:03	*FIELD GOAL	11 - 42	2:47	.
OAKLAN		O20	08:03	Kickoff	H28	04:21	Downs	8 - 52	3:42	
HOUSTO		H28	04:21	Downs	O48	01:54	Punt	5 - 24	2:27	
OAKLAN		H36	01:54	Punt	H37	00:31	Interception	3 - (1)	1:23	
HOUSTO		O39	00:31	Interception	O30	00:05	Interception	3 - 9	0:26	
OAKLAN		O20	00:05	Interception	O18	00:00	End of half	1 - (2)	0:05	
OAKLAN	3rd	O27	11:54	Kickoff	H14	06:45	*FIELD GOAL	11 - 59	5:09	.
HOUSTO		H20	06:45	Kickoff	O00	11:43	*TOUCHDOWN	17 - 80	7:02	.
OAKLAN	4th	O20	11:37	Kickoff	O26	09:41	Downs	4 - 6	1:56	
HOUSTO		O26	09:41	Downs	O19	07:27	Missed FG	4 - 7	2:14	.
OAKLAN		O20	07:27	Missed FG	H49	05:08	Fumble	5 - 31	2:19	
HOUSTO		H49	05:08	Fumble	O37	01:50	Downs	6 - 14	3:18	
OAKLAN		O37	01:50	Downs	O31	01:16	Interception	3 - (6)	0:34	
HOUSTO		O00	01:16	Interception	O00	01:16	*TOUCHDOWN	0 - 0	0:00	
OAKLAN		O20	01:16	Kickoff	O20	00:54	Interception	2 - 0	0:22	
HOUSTO		O43	00:54	Interception	O46	00:00	End of half	2 - (3)	0:54	

Play-by-Play Summary (1st quarter)

Houston vs Oakland (Dec 2, 2023 at Chattanooga, TN)

Captains: Oakland, Ellison, Hewitt, Bullard, Smith
Captains: Houston, Edwards, Robinson, Grant, Shaw
Oakland wins toss & defers; Houston receives & defends west end zone

1-10	Houston 40	OAKLAND ball on OAKLAND40.		
		Taylor, Jacob kickoff 60 yards to the HOUSTON0, touchback.		
1-10	Houston 20	Day, Chandler pass incomplete to James, L..		
2-10	Houston 20	Sisa, Damon rush for 6 yards to the HOUSTON26 (Millsap, Will;Ellison, Caleb).		
3-4	Houston 26	Day, Chandler pass incomplete to Jones, Shawne (Ellison, S.).		
4-4	Houston 26	Waggener, Owen punt 31 yards to the OAKLAND43, out-of-bounds.		

3 plays, 6 yards, 0:58

OAKLAND drive start at 11:02.

1-10	Oakland 43	Morris, Daune rush for 6 yards to the OAKLAND49 (Waggener, Owen;Allen, Andre).	
2-4	Oakland 49	Morris, Daune rush for 9 yards to the HOUSTON42, 1ST DOWN OAKLAND (Joiner, Jose;Allen, Andre).	R1
1-10	Houston 42	Morris, Daune rush for 4 yards to the HOUSTON38 (Williams, Chyco;Edwards, Tj).	
2-6	Houston 38	Jones, Ashton rush for 3 yards to the HOUSTON35 (Williams, Chyco;Killebrew, Ben).	
3-3	Houston 35	Morris, Daune rush for 2 yards to the HOUSTON33 (Joiner, Jose;Hagan, Garrett).	
4-1	Houston 33	Creasy, Kyler rush for 2 yards to the HOUSTON31, 1ST DOWN OAKLAND (Hagan, Garrett).	R2
1-10	Houston 31	Freeman, P. pass complete to Morris, Daune for 3 yards to the HOUSTON28 (Killebrew, Ben;Waggener, Owen).	
2-7	Houston 28	Jones, Ashton rush for 7 yards to the HOUSTON21, 1ST DOWN OAKLAND, out-of-bounds (Allen, Andre).	R3
1-10	Houston 21	Jones, Ashton rush for loss of 2 yards to the HOUSTON23, fumble by Jones, Ashton recovered by OAKLAND Jones, Ashton at HOUSTON22.	
2-11	Houston 22	PENALTY OAKLAND false start 5 yards to the HOUSTON27.	
2-16	Houston 27	Freeman, P. pass complete to Bullard, Marcus for 6 yards to the HOUSTON21 (Allen, Andre).	
3-10	Houston 21	PENALTY HOUSTON encroachment (Humphreys, K.) 5 yards to the HOUSTON16.	
3-5	Houston 16	Creasy, Kyler pass complete to Tutt, Craig for 5 yards to the HOUSTON11, 1ST DOWN OAKLAND (Shaw, Travis).	P4
1-10	Houston 11	Morris, Daune rush for 2 yards to the HOUSTON9 (Allen, Andre;Shaw, Trayshon).	
2-8	Houston 09	Morris, Daune rush for 1 yard to the HOUSTON8 (Humphreys, K.).	
3-7	Houston 08	Morris, Daune rush for 8 yards to the HOUSTON0, 1ST DOWN OAKLAND, TOUCHDOWN, clock 02:57.	R5
1-G	Houston 03	Taylor, Jacob kick attempt failed.	

Oakland 6, Houston 0

14 plays, 57 yards, 8:05

Taylor, Jacob kickoff 60 yards to the HOUSTON0, touchback.

HOUSTON drive start at 02:57.

1-10	Houston 20	Sisa, Damon rush for 28 yards to the HOUSTON48, 1ST DOWN HOUSTON, out-of-bounds (Ellison, S.).	R1
1-10	Houston 48	Davis, M. rush for 3 yards to the OAKLAND49 (Ellison, Caleb).	
2-7	Oakland 49	Sisa, Damon rush for 4 yards to the OAKLAND45, out-of-bounds (Ramsey, Gus).	
3-3	Oakland 45	Sisa, Damon rush for 15 yards to the OAKLAND30, 1ST DOWN HOUSTON.	R2
1-10	Oakland 30	Day, Chandler pass incomplete to Allen, Andre.	
2-10	Oakland 30	James, L. rush for 12 yards to the OAKLAND18, 1ST DOWN HOUSTON, out-of-bounds (Ellison, Caleb).	R3
1-10	Oakland 18	Sisa, Damon rush for 2 yards to the OAKLAND16 (Ramsey, Gus).	
2-8	Oakland 16	Sisa, Damon rush for 7 yards to the OAKLAND9 (Tutt, Craig).	
3-1	Oakland 09	Sisa, Damon rush for 5 yards to the OAKLAND4, 1ST DOWN HOUSTON (Johnson, Tre).	R4
1-G	Oakland 04	Sisa, Damon rush for 1 yard to the OAKLAND3 (Ellison, Caleb;Gainor, Kyrie).	
2-G	Oakland 03	Day, Chandler pass complete to Jones, Shawne for 3 yards to the OAKLAND0, TOUCHDOWN, clock 00:07.	
1-G	Oakland 03	Jones, Trotter kick attempt good.	

Houston 7, Oakland 6

11 plays, 80 yards, 2:50

Jones, Trotter kickoff 60 yards to the OAKLAND0, touchback.

OAKLAND drive start at 00:07.

1-10	Oakland 20	Jones, Ashton rush for 6 yards to the OAKLAND26 (Allen, Andre).	

END OF 1st QUARTER: Houston 7, Oakland 6

		Time	1st Downs				Conversions				
Quarter Summary	Score	Poss	R	P	X	T	3rd	4th	Rushing	Passing	Penalties
Houston	7	03:48	4	0	0	4	2-3	0-0	10-83	1-4-0-3	1-5
Oakland	6	08:12	4	1	0	5	2-3	1-1	12-49	3-3-0-14	1-5

Quickie Statistics (1st quarter)

Houston vs Oakland (Dec 2, 2023 at Chattanooga, TN)

	HOUSTON	OAKLAND
Score	7	6
FIRST DOWNS	4	5
RUSHES-YARDS (NET)	10-83	12-49
PASSING YDS (NET)	3	14
Passes Att-Comp-Int	4-1-0	3-3-0
TOTAL OFFENSE PLAYS-YARDS	14-86	15-63
Fumble Returns-Yards	0-0	0-0
Punt Returns-Yards	0-0	0-0
Kickoff Returns-Yards	0-0	0-0
Interception Returns-Yards	0-0	0-0
Punts (Number-Avg)	1-31.0	0-0.0
Fumbles-Lost	0-0	1-0
Penalties-Yards	1-5	1-5
Possession Time	03:48	08:12
Third-Down Conversions	2 of 3	2 of 3
Fourth-Down Conversions	0 of 0	1 of 1

Houston

Rushing	No.	Gain	Loss	Net	TD	Lg	Avg
Sisa, Damon	8	68	0	68	0	28	8.5
James, L.	1	12	0	12	0	12	12.0
Davis, M.	1	3	0	3	0	3	3.0

Passing	C-A-I	Yds	TD	Long	Sack
Day, Chandler	1-4-0	3	1	3	0

Receiving	No.	Yards	TD	Long
Jones, Shawne	1	3	1	3

Punting	No.	Yds	Avg	Long	In20	TB
Waggener, Owen	1	31	31.0	31	0	0

Punt Returns	No.	Yards	TD	Long

Kick Returns	No.	Yards	TD	Long

Tackles	UA-A	Total	Sacks	TFL
Allen, Andre	3-3	4.5	0.0	0.0
Hagan, Garrett	1-1	1.5	0.0	0.0
Humphreys, K.	1-0	1.0	0.0	0.0
Shaw, Travis	1-0	1.0	0.0	0.0

Oakland

Rushing	No.	Gain	Loss	Net	TD	Lg	Avg
Morris, Daune	7	32	0	32	1	9	4.6
Jones, Ashton	4	16	1	15	0	7	3.8
Creasy, Kyler	1	2	0	2	0	2	2.0

Passing	C-A-I	Yds	TD	Long	Sack
Freeman, P.	2-2-0	9	0	6	0
Creasy, Kyler	1-1-0	5	0	5	0

Receiving	No.	Yards	TD	Long
Bullard, Marcus	1	6	0	6
Tutt, Craig	1	5	0	5
Morris, Daune	1	3	0	3

Punting	No.	Yds	Avg	Long	In20	TB

Punt Returns	No.	Yards	TD	Long

Kick Returns	No.	Yards	TD	Long

Tackles	UA-A	Total	Sacks	TFL
Ellison, Caleb	2-2	3.0	0.0	0.0
Ramsey, Gus	2-0	2.0	0.0	0.0
Johnson, Tre	1-0	1.0	0.0	0.0
Ellison, S.	1-0	1.0	0.0	0.0

Qtr	Time	Scoring Play	V-H
1st	02:57	OAKLAND - Morris, Daune 8 yd run (Taylor, Jacob kick failed), 14-57 8:05	0 - 6
	00:07	HOUSTON - Jones, Shawne 3 yd pass from Day, Chandler (Jones, Trotter kick), 11-80 2:50	7 - 6

Play-by-Play Summary (2nd quarter)

Houston vs Oakland (Dec 2, 2023 at Chattanooga, TN)

2-4	Oakland 26	Start of 2nd quarter, clock 12:00.	
2-4	Oakland 26	Morris, Daune rush for 1 yard to the OAKLAND27 (Allen, Andre;Joiner, Jose), PENALTY OAKLAND holding 10 yards to the OAKLAND16, NO PLAY.	
2-14	Oakland 16	Jones, Ashton rush for 2 yards to the OAKLAND18 (Edwards, Tj;Shaw, Trayshon).	
3-12	Oakland 18	Freeman, P. sacked for loss of 7 yards to the OAKLAND11 (Joiner, Jose).	
4-19	Oakland 11	Taylor, Jacob punt 46 yards to the HOUSTON43, Allen, Andre return 7 yards to the 50 yardline, out-of-bounds (Leflouria, B.).	

3 plays, minus 9 yards, 1:17

HOUSTON drive start at 10:50.

1-10	Houston 50	Sisa, Damon rush for 4 yards to the OAKLAND46 (Johnson, Tre;Smith, Korey).	
2-6	Oakland 46	Timeout Houston, clock 10:18.	
2-6	Oakland 46	Day, Chandler pass complete to Waggener, Owen for 6 yards to the OAKLAND40, 1ST DOWN HOUSTON (Ellison, S.).	P5
1-10	Oakland 40	Sisa, Damon rush for 19 yards to the OAKLAND21 (Crisp, Bronson), PENALTY HOUSTON holding 10 yards to the OAKLAND31.	
1-1	Oakland 31	1st and 1.	
1-1	Oakland 31	Day, Chandler pass incomplete to Jones, Shawne.	
2-1	Oakland 31	Sisa, Damon rush for 15 yards to the OAKLAND16, 1ST DOWN HOUSTON (Crisp, Bronson;Ellison, Caleb).	R6
1-10	Oakland 16	Day, Chandler rush for 2 yards to the OAKLAND14, out-of-bounds (Smith, Korey), PENALTY OAKLAND personal foul 7 yards to the OAKLAND7.	
1-1	Oakland 07	1st and 1.	
1-1	Oakland 07	Day, Chandler rush for 1 yard to the OAKLAND6, 1ST DOWN HOUSTON (Swader, Carlos;Ellison, Caleb).	R7
1-G	Oakland 06	Sisa, Damon rush for 3 yards to the OAKLAND3 (Swader, Carlos), PENALTY HOUSTON holding (Conklin, R.) 10 yards to the OAKLAND16, NO PLAY.	
1-G	Oakland 16	Day, Chandler pass incomplete to Allen, Andre.	
2-G	Oakland 16	Day, Chandler pass incomplete to Allen, Andre.	
3-G	Oakland 16	Day, Chandler pass incomplete to Jones, Shawne (Ellison, S.), PENALTY OAKLAND pass interference 8 yards to the OAKLAND8, NO PLAY.	
3-G	Oakland 08	Day, Chandler pass incomplete to Allen, Andre.	
4-G	Oakland 08	Jones, Trotter field goal attempt from 25 GOOD, clock 08:03.	

Houston 10, Oakland 6

11 plays, 42 yards, 2:47

Jones, Trotter kickoff 60 yards to the OAKLAND0, touchback.

OAKLAND drive start at 08:03.

1-10	Oakland 20	Morris, Daune rush for 5 yards to the OAKLAND25 (Hagan, Garrett).	
2-5	Oakland 25	Morris, Daune rush for 3 yards to the OAKLAND28 (Waggener, Owen).	
3-2	Oakland 28	Morris, Daune rush for 1 yard to the OAKLAND29 (Edwards, Tj;Shaw, Travis).	
4-1	Oakland 29	Creasy, Kyler rush for 40 yards to the HOUSTON31, 1ST DOWN OAKLAND (James, L.).	R6
1-10	Houston 31	Timeout Houston, clock 05:50.	
1-10	Houston 31	Morris, Daune rush for 5 yards to the HOUSTON26 (Allen, Andre;Joiner, Jose).	
2-5	Houston 26	Morris, Daune rush for loss of 2 yards to the HOUSTON28 (Shaw, Travis).	
3-7	Houston 28	Creasy, Kyler pass incomplete to Bullard, Marcus.	
4-7	Houston 28	Freeman, P. pass incomplete to Hewitt, Connie, QB hurry by Killebrew, Ben.	

8 plays, 52 yards, 3:42

HOUSTON drive start at 04:21.

1-10	Houston 28	Sisa, Damon rush for 3 yards to the HOUSTON31 (Tutt, Craig).	
2-7	Houston 31	Day, Chandler pass complete to Allen, Andre for 16 yards to the HOUSTON47, 1ST DOWN HOUSTON (Ellison, S.).	P8
1-10	Houston 47	Sisa, Damon rush for 1 yard to the HOUSTON48, fumble by Sisa, Damon recovered by HOUSTON Sisa, Damon at HOUSTON47.	
2-10	Houston 47	Sisa, Damon rush for 5 yards to the OAKLAND48 (Crisp, Bronson).	
3-5	Oakland 48	Day, Chandler pass incomplete to Waggener, Owen.	
4-5	Oakland 48	TEAM punt BLOCKED, recovered by OAKLAND Ramsey, Gus at HOUSTON36 (blocked by Smith, Korey).	

5 plays, 24 yards, 2:27

OAKLAND drive start at 01:54.

1-10	Houston 36	Jones, Ashton rush for 1 yard to the HOUSTON35 (Hagan, Garrett).	
2-9	Houston 35	Creasy, Kyler sacked for loss of 8 yards to the HOUSTON43 (Edwards, Tj), fumble by Creasy, Kyler recovered by OAKLAND Creasy, Kyler at HOUSTON37.	
3-11	Houston 37	Freeman, P. pass intercepted by Sisa, Damon at the HOUSTON20, Sisa, Damon return 41 yards to the OAKLAND39 (Jones, Ashton), QB hurry by Shaw, Trayshon.	

3 plays, minus 1 yard, 1:23

HOUSTON drive start at 00:31.

1-10	Oakland 39	Day, Chandler rush for 9 yards to the OAKLAND30 (Norfolk, Q.).	
2-1	Oakland 30	Timeout Houston, clock 00:15.	
2-1	Oakland 30	Day, Chandler pass incomplete to Sisa, Damon (Ellison, S.).	
3-1	Oakland 30	Day, Chandler pass intercepted by Ellison, S. at the OAKLAND0, Ellison, S. return 0 yards	

Play-by-Play Summary (2nd quarter)

Houston vs Oakland (Dec 2, 2023 at Chattanooga, TN)

to the OAKLAND0, touchback.

3 plays, 9 yards, 0:26

OAKLAND drive start at 00:05.

1-10 Oakland 20 TEAM rush for loss of 2 yards to the OAKLAND18.
End of half, clock 00:00.

1 play, minus 2 yards, 0:05

END OF 2nd QUARTER: Houston 10, Oakland 6

		Time	1st Downs				Conversions				
Quarter Summary	Score	Poss	R	P	X	T	3rd	4th	Rushing	Passing	Penalties
Houston	3	05:40	2	2	0	4	0-3	0-0	9-58	2-9-1-22	2-20
Oakland	0	06:20	1	0	0	1	0-4	1-2	11-44	0-3-1-0	3-25

Quickie Statistics (Halftime)

Houston vs Oakland (Dec 2, 2023 at Chattanooga, TN)

	HOUSTON	OAKLAND
Score	10	6
FIRST DOWNS	8	6
RUSHES-YARDS (NET)	19-141	23-93
PASSING YDS (NET)	25	14
Passes Att-Comp-Int	13-3-1	6-3-1
TOTAL OFFENSE PLAYS-YARDS	32-166	29-107
Fumble Returns-Yards	0-0	0-0
Punt Returns-Yards	1-7	1-16
Kickoff Returns-Yards	0-0	0-0
Interception Returns-Yards	1-41	1-0
Punts (Number-Avg)	2-15.5	1-46.0
Fumbles-Lost	1-0	2-0
Penalties-Yards	3-25	4-30
Possession Time	09:28	14:32
Third-Down Conversions	2 of 6	2 of 7
Fourth-Down Conversions	0 of 0	2 of 3

Houston

Rushing	No.	Gain	Loss	Net	TD	Lg	Avg
Sisa, Damon	14	114	0	114	0	28	8.1
Day, Chandler	3	12	0	12	0	9	4.0
James, L.	1	12	0	12	0	12	12.0
Davis, M.	1	3	0	3	0	3	3.0

Passing	C-A-I	Yds	TD	Long	Sack
Day, Chandler	3-13-1	25	1	16	0

Receiving	No.	Yards	TD	Long
Allen, Andre	1	16	0	16
Waggener, Owen	1	6	0	6
Jones, Shawne	1	3	1	3

Punting	No.	Yds	Avg	Long	In20	TB
TEAM	1	0	0.0	0	0	0
Waggener, Owen	1	31	31.0	31	0	0

Punt Returns	No.	Yards	TD	Long
Allen, Andre	1	7	0	7

Kick Returns	No.	Yards	TD	Long

Tackles	UA-A	Total	Sacks	TFL
Allen, Andre	3-4	5.0	0.0	0.0
Hagan, Garrett	3-1	3.5	0.0	0.0
Shaw, Travis	2-1	2.5	0.0	1.0
Joiner, Jose	1-3	2.5	1.0	1.0

Oakland

Rushing	No.	Gain	Loss	Net	TD	Lg	Avg
Morris, Daune	12	46	2	44	1	9	3.7
Creasy, Kyler	3	42	2	40	0	40	13.3
Jones, Ashton	6	19	1	18	0	7	3.0
TEAM	1	0	2	-2	0	0	-2.0

Passing	C-A-I	Yds	TD	Long	Sack
Freeman, P.	2-4-1	9	0	6	1
Creasy, Kyler	1-2-0	5	0	5	1

Receiving	No.	Yards	TD	Long
Bullard, Marcus	1	6	0	6
Tutt, Craig	1	5	0	5
Morris, Daune	1	3	0	3

Punting	No.	Yds	Avg	Long	In20	TB
Taylor, Jacob	1	46	46.0	46	0	0

Punt Returns	No.	Yards	TD	Long
Smith, Korey	1	16	0	0

Kick Returns	No.	Yards	TD	Long

Tackles	UA-A	Total	Sacks	TFL
Ellison, Caleb	2-4	4.0	0.0	0.0
Ellison, S.	3-0	3.0	0.0	0.0
Crisp, Bronson	2-1	2.5	0.0	0.0
Ramsey, Gus	2-0	2.0	0.0	0.0

Qtr	Time	Scoring Play	V-H
1st	02:57	OAKLAND - Morris, Daune 8 yd run (Taylor, Jacob kick failed), 14-57 8:05	0 - 6
	00:07	HOUSTON - Jones, Shawne 3 yd pass from Day, Chandler (Jones, Trotter kick), 11-80 2:50	7 - 6
2nd	08:03	HOUSTON - Jones, Trotter 25 yd field goal, 11-42 2:47	10 - 6

Play-by-Play Summary (3rd quarter)

Houston vs Oakland (Dec 2, 2023 at Chattanooga, TN)

Start of 3rd quarter, clock 12:00.

2-12	Oakland 18	HOUSTON ball on HOUSTON40. Jones, Trotter kickoff 59 yards to the OAKLAND1, King, Kalijah return 26 yards to the OAKLAND27 (Yarbrough, D.).	

OAKLAND drive start at 11:54.

1-10	Oakland 27	Morris, Daune rush for 7 yards to the OAKLAND34 (Joiner, Jose;Waggener, Owen).	
2-3	Oakland 34	Morris, Daune rush for 10 yards to the OAKLAND44, 1ST DOWN OAKLAND (Allen, Andre;Waggener, Owen).	R7
1-10	Oakland 44	Jones, Ashton rush for 9 yards to the HOUSTON47 (Allen, Andre;Joiner, Jose).	
2-1	Houston 47	Morris, Daune rush for 14 yards to the HOUSTON33, 1ST DOWN OAKLAND, out-of-bounds (James, L.).	R8
1-10	Houston 33	Morris, Daune rush for 1 yard to the HOUSTON32 (Edwards, Tj;Shaw, Travis).	
2-9	Houston 32	Morris, Daune rush for 8 yards to the HOUSTON24, out-of-bounds (Waggener, Owen).	
3-1	Houston 24	Jones, Ashton rush for 9 yards to the HOUSTON15, 1ST DOWN OAKLAND (Joiner, Jose).	R9
1-10	Houston 15	PENALTY OAKLAND false start 5 yards to the HOUSTON20.	
1-15	Houston 20	Morris, Daune rush for 2 yards to the HOUSTON18 (Waggener, Owen;Allen, Andre).	
2-13	Houston 18	Jones, Ashton rush for 7 yards to the HOUSTON11 (Joiner, Jose;Killebrew, Ben).	
3-6	Houston 11	Morris, Daune rush for loss of 3 yards to the HOUSTON14 (Joiner, Jose).	
4-9	Houston 14	Taylor, Jacob field goal attempt from 32 GOOD, clock 06:45.	

Houston 10, Oakland 9

11 plays, 59 yards, 5:09

Taylor, Jacob kickoff 60 yards to the HOUSTON0, touchback.

HOUSTON drive start at 06:45.

1-10	Houston 20	Sisa, Damon rush for 14 yards to the HOUSTON34, 1ST DOWN HOUSTON, out-of-bounds (Ramsey, Gus).	R9
1-10	Houston 34	Sisa, Damon rush for 6 yards to the HOUSTON40 (Sanders, K.).	
2-4	Houston 40	Davis, M. rush for 3 yards to the HOUSTON43 (Smith, Korey).	
3-1	Houston 43	Sisa, Damon rush for 4 yards to the HOUSTON47, 1ST DOWN HOUSTON (Ellison, Caleb).	R10
1-10	Houston 47	Sisa, Damon rush for 12 yards to the OAKLAND41 (Crisp, Bronson), PENALTY HOUSTON holding 10 yards to the HOUSTON49.	
1-8	Houston 49	1st and 8.	
1-8	Houston 49	Day, Chandler pass incomplete to Jones, Shawne.	
2-8	Houston 49	Day, Chandler rush for 7 yards to the OAKLAND44 (Johnson, Tre).	
3-1	Oakland 44	Sisa, Damon rush for no gain to the OAKLAND44 (Norfolk, Q.).	
4-1	Oakland 44	Day, Chandler rush for 1 yard to the OAKLAND43, 1ST DOWN HOUSTON (Swader, Carlos).	R11
1-10	Oakland 43	Day, Chandler pass incomplete to Allen, Andre (Tutt, Craig).	
2-10	Oakland 43	Sisa, Damon rush for 5 yards to the OAKLAND38 (Johnson, Tre).	
3-5	Oakland 38	Sisa, Damon rush for 2 yards to the OAKLAND36 (Swader, Carlos).	
4-3	Oakland 36	Day, Chandler rush for 8 yards to the OAKLAND28, 1ST DOWN HOUSTON (Swader, Carlos).	R12
1-10	Oakland 28	Sisa, Damon rush for 6 yards to the OAKLAND22 (Ramsey, Gus).	
2-4	Oakland 22	Day, Chandler pass incomplete to Allen, Andre, PENALTY OAKLAND pass interference 11 yards to the OAKLAND11, 1ST DOWN HOUSTON, NO PLAY.	X13
1-10	Oakland 11	Day, Chandler pass incomplete to Allen, Andre, PENALTY OAKLAND pass interference 6 yards to the OAKLAND5, NO PLAY.	
1-4	Oakland 05	Sisa, Damon rush for 4 yards to the OAKLAND1, 1ST DOWN HOUSTON (Ramsey, Gus).	R14

END OF 3rd QUARTER: Houston 10, Oakland 9

		Time	1st Downs				Conversions				
Quarter Summary	Score	Poss	R	P	X	T	3rd	4th	Rushing	Passing	Penalties
Houston	0	06:45	5	0	1	6	0-0	0-0	13-72	0-2-0-0	1-10
Oakland	3	05:09	3	0	0	3	1-2	0-0	10-64	0-0-0-0	3-22

Quickie Statistics (3rd quarter)
Houston vs Oakland (Dec 2, 2023 at Chattanooga, TN)

	HOUSTON	OAKLAND
Score	10	9
FIRST DOWNS	14	9
RUSHES-YARDS (NET)	32-213	33-157
PASSING YDS (NET)	25	14
Passes Att-Comp-Int	15-3-1	6-3-1
TOTAL OFFENSE PLAYS-YARDS	47-238	39-171
Fumble Returns-Yards	0-0	0-0
Punt Returns-Yards	1-7	1-16
Kickoff Returns-Yards	0-0	1-26
Interception Returns-Yards	1-41	1-0
Punts (Number-Avg)	2-15.5	1-46.0
Fumbles-Lost	1-0	2-0
Penalties-Yards	4-35	7-52
Possession Time	16:13	19:41
Third-Down Conversions	3 of 9	3 of 9
Fourth-Down Conversions	2 of 2	2 of 3

Houston

Rushing	No.	Gain	Loss	Net	TD	Lg	Avg
Sisa, Damon	23	167	0	167	0	28	7.3
Day, Chandler	6	28	0	28	0	9	4.7
James, L.	1	12	0	12	0	12	12.0
Davis, M.	2	6	0	6	0	3	3.0

Passing	C-A-I	Yds	TD	Long	Sack
Day, Chandler	3-15-1	25	1	16	0

Receiving	No.	Yards	TD	Long
Allen, Andre	1	16	0	16
Waggener, Owen	1	6	0	6
Jones, Shawne	1	3	1	3

Punting	No.	Yds	Avg	Long	In20	TB
TEAM	1	0	0.0	0	0	0
Waggener, Owen	1	31	31.0	31	0	0

Punt Returns	No.	Yards	TD	Long
Allen, Andre	1	7	0	7

Kick Returns	No.	Yards	TD	Long

Tackles	UA-A	Total	Sacks	TFL
Allen, Andre	3-7	6.5	0.0	0.0
Joiner, Jose	3-6	6.0	1.0	2.0
Waggener, Owen	2-5	4.5	0.0	0.0
Hagan, Garrett	3-1	3.5	0.0	0.0

Oakland

Rushing	No.	Gain	Loss	Net	TD	Lg	Avg
Morris, Daune	19	88	5	83	1	14	4.4
Jones, Ashton	9	44	1	43	0	9	4.8
Creasy, Kyler	3	42	2	40	0	40	13.3
TEAM	1	0	2	-2	0	0	-2.0

Passing	C-A-I	Yds	TD	Long	Sack
Freeman, P.	2-4-1	9	0	6	1
Creasy, Kyler	1-2-0	5	0	5	1

Receiving	No.	Yards	TD	Long
Bullard, Marcus	1	6	0	6
Tutt, Craig	1	5	0	5
Morris, Daune	1	3	0	3

Punting	No.	Yds	Avg	Long	In20	TB
Taylor, Jacob	1	46	46.0	46	0	0

Punt Returns	No.	Yards	TD	Long
Smith, Korey	1	16	0	0

Kick Returns	No.	Yards	TD	Long
King, Kalijah	1	26	0	26

Tackles	UA-A	Total	Sacks	TFL
Ramsey, Gus	5-0	5.0	0.0	0.0
Ellison, Caleb	3-4	5.0	0.0	0.0
Johnson, Tre	3-1	3.5	0.0	0.0
Crisp, Bronson	3-1	3.5	0.0	0.0

Qtr	Time	Scoring Play	V-H
1st	02:57	OAKLAND - Morris, Daune 8 yd run (Taylor, Jacob kick failed), 14-57 8:05	0 - 6
	00:07	HOUSTON - Jones, Shawne 3 yd pass from Day, Chandler (Jones, Trotter kick), 11-80 2:50	7 - 6
2nd	08:03	HOUSTON - Jones, Trotter 25 yd field goal, 11-42 2:47	10 - 6
3rd	06:45	OAKLAND - Taylor, Jacob 32 yd field goal, 11-59 5:09	10 - 9

Play-by-Play Summary (4th quarter)

Houston vs Oakland (Dec 2, 2023 at Chattanooga, TN)

1-G Oakland 01 Start of 4th quarter, clock 12:00.
1-G Oakland 01 PENALTY HOUSTON false start 5 yards to the OAKLAND6.
1-G Oakland 06 Sisa, Damon rush for 4 yards to the OAKLAND2 (Johnson, Tre;Ramsey, Gus).
2-G Oakland 02 Sisa, Damon rush for 2 yards to the OAKLAND0, TOUCHDOWN, clock 11:43.
1-G Oakland 03 Jones, Trotter kick attempt good.

Houston 17, Oakland 9

17 plays, 80 yards, 7:08

Jones, Trotter kickoff 59 yards to the OAKLAND1, Tutt, Craig return 19 yards to the OAKLAND20 (Powell, Tyson).

OAKLAND drive start at 11:37.
1-10 Oakland 20 Morris, Daune rush for 2 yards to the OAKLAND22 (Humphreys, K.).
2-8 Oakland 22 Morris, Daune rush for 3 yards to the OAKLAND25 (Humphreys, K.;Shaw, Travis).
3-5 Oakland 25 Morris, Daune rush for 1 yard to the OAKLAND26 (Williams, Tony;Shaw, Travis).
4-4 Oakland 26 Morris, Daune pass incomplete to Bullard, Marcus.

4 plays, 6 yards, 1:56

HOUSTON drive start at 09:41.
1-10 Oakland 26 Sisa, Damon rush for 3 yards to the OAKLAND23 (Swader, Carlos;Ellison, Caleb).
2-7 Oakland 23 Davis, M. rush for 6 yards to the OAKLAND17 (Johnson, Tre).
3-1 Oakland 17 Sisa, Damon rush for loss of 2 yards to the OAKLAND19 (Johnson, Tre).
4-3 Oakland 19 Jones, Trotter field goal attempt from 36 MISSED - wide left, spot at OAKLAND20, clock 07:27.

4 plays, 7 yards, 2:14

OAKLAND drive start at 07:27.
1-10 Oakland 20 Jones, Ashton rush for 9 yards to the OAKLAND29 (Mims, Gates;Hagan, Garrett).
2-1 Oakland 29 Morris, Daune rush for 1 yard to the OAKLAND30, 1ST DOWN OAKLAND (Shaw, Travis;Edwards, Tj). R10
1-10 Oakland 30 Jones, Ashton rush for 4 yards to the OAKLAND34 (Waggener, Owen;James, L.).
2-6 Oakland 34 Morris, Daune rush for 4 yards to the OAKLAND38 (Williams, Chyco).
3-2 Oakland 38 Jones, Ashton rush for 18 yards to the HOUSTON44, fumble forced by Yarbrough, D., fumble by Jones, Ashton recovered by HOUSTON Williams, Tony at HOUSTON49.

5 plays, 31 yards, 2:19

HOUSTON drive start at 05:08.
1-10 Houston 49 Sisa, Damon rush for 4 yards to the OAKLAND47 (Ramsey, Gus;Smith, Korey).
2-6 Oakland 47 Allen, Andre rush for 7 yards to the OAKLAND40, 1ST DOWN HOUSTON (Ellison, S.). R15
1-10 Oakland 40 Sisa, Damon rush for 3 yards to the OAKLAND37 (Ramsey, Gus).
2-7 Oakland 37 Timeout Oakland, clock 03:38.
2-7 Oakland 37 Sisa, Damon rush for loss of 2 yards to the OAKLAND39 (Johnson, Tre).
3-9 Oakland 39 Day, Chandler rush for 1 yard to the OAKLAND38 (Ellison, S.;Smith, Korey).
4-8 Oakland 38 Timeout Houston, clock 01:59.
4-8 Oakland 38 Waggener, Owen pass complete to James, L. for 1 yard to the OAKLAND37 (Ellison, S.).

6 plays, 14 yards, 3:18

OAKLAND drive start at 01:50.
1-10 Oakland 37 Creasy, Kyler sacked for loss of 6 yards to the OAKLAND31 (Williams, Tony).
2-16 Oakland 31 Timeout Oakland, clock 01:38.
2-16 Oakland 31 Freeman, P. pass incomplete to Morris, Daune.
3-16 Oakland 31 Creasy, Kyler pass intercepted by Williams, Tony at the OAKLAND27, Williams, Tony return 27 yards to the OAKLAND0, TOUCHDOWN, clock 01:16, QB hurry by Edwards, Tj.

3 plays, minus 6 yards, 0:34

1-G Oakland 03 Jones, Trotter kick attempt good.

Houston 24, Oakland 9

Jones, Trotter kickoff 60 yards to the OAKLAND0, touchback.

OAKLAND drive start at 01:16.
1-10 Oakland 20 Freeman, P. pass incomplete to Runyan, Tayron (Humphreys, K.).
2-10 Oakland 20 Freeman, P. pass intercepted by Allen, Andre at the HOUSTON46, Allen, Andre return 11 yards to the OAKLAND43.

2 plays, 0 yards, 0:22

HOUSTON drive start at 00:54.
1-10 Oakland 43 TEAM rush for loss of 1 yard to the OAKLAND44.
2-11 Oakland 44 TEAM rush for loss of 2 yards to the OAKLAND46.
End of game, clock 00:00.

2 plays, minus 3 yards, 0:54

FINAL SCORE: Houston 24, Oakland 9

		Time	1st Downs				Conversions				
Quarter Summary	Score	Poss	R	P	X	T	3rd	4th	Rushing	Passing	Penalties
Houston	14	06:49	1	0	0	1	0-2	0-1	12-23	1-1-0-1	1-5
Oakland	0	05:11	1	0	0	1	0-3	0-1	9-31	0-5-2-0	0-0

Quickie Statistics (4th quarter)

Houston vs Oakland (Dec 2, 2023 at Chattanooga, TN)

	HOUSTON	OAKLAND
Score	24	9
FIRST DOWNS	15	10
RUSHES-YARDS (NET)	44-236	42-188
PASSING YDS (NET)	26	14
Passes Att-Comp-Int	16-4-1	11-3-3
TOTAL OFFENSE PLAYS-YARDS	60-262	53-202
Fumble Returns-Yards	0-0	0-0
Punt Returns-Yards	1-7	1-16
Kickoff Returns-Yards	0-0	2-45
Interception Returns-Yards	3-79	1-0
Punts (Number-Avg)	2-15.5	1-46.0
Fumbles-Lost	1-0	3-1
Penalties-Yards	5-40	7-52
Possession Time	23:02	24:52
Third-Down Conversions	3 of 11	3 of 12
Fourth-Down Conversions	2 of 3	2 of 4

Houston

Rushing	No.	Gain	Loss	Net	TD	Lg	Avg
Sisa, Damon	30	183	4	179	1	28	6.0
Day, Chandler	7	29	0	29	0	9	4.1
Davis, M.	3	12	0	12	0	6	4.0
James, L.	1	12	0	12	0	12	12.0

Passing	C-A-I	Yds	TD	Long	Sack
Day, Chandler	3-15-1	25	1	16	0
Waggener, Owen	1-1-0	1	0	1	0

Receiving	No.	Yards	TD	Long
Allen, Andre	1	16	0	16
Waggener, Owen	1	6	0	6
Jones, Shawne	1	3	1	3
James, L.	1	1	0	1

Punting	No.	Yds	Avg	Long	In20	TB
Waggener, Owen	1	31	31.0	31	0	0
TEAM	1	0	0.0	0	0	0

Punt Returns	No.	Yards	TD	Long
Allen, Andre	1	7	0	7

Kick Returns	No.	Yards	TD	Long

Tackles	UA-A	Total	Sacks	TFL
Allen, Andre	3-7	6.5	0.0	0.0
Joiner, Jose	3-6	6.0	1.0	2.0
Waggener, Owen	2-6	5.0	0.0	0.0
Shaw, Travis	2-5	4.5	0.0	1.0

Oakland

Rushing	No.	Gain	Loss	Net	TD	Lg	Avg
Morris, Daune	24	99	5	94	1	14	3.9
Jones, Ashton	12	70	1	69	0	18	5.8
Creasy, Kyler	4	42	8	34	0	40	8.5
TEAM	1	0	2	-2	0	0	-2.0

Passing	C-A-I	Yds	TD	Long	Sack
Freeman, P.	2-7-2	9	0	6	1
Creasy, Kyler	1-3-1	5	0	5	2

Receiving	No.	Yards	TD	Long
Bullard, Marcus	1	6	0	6
Tutt, Craig	1	5	0	5
Morris, Daune	1	3	0	3

Punting	No.	Yds	Avg	Long	In20	TB
Taylor, Jacob	1	46	46.0	46	0	0

Punt Returns	No.	Yards	TD	Long
Smith, Korey	1	16	0	0

Kick Returns	No.	Yards	TD	Long
Tutt, Craig	1	19	0	19
King, Kalijah	1	26	0	26

Tackles	UA-A	Total	Sacks	TFL
Ramsey, Gus	6-2	7.0	0.0	0.0
Johnson, Tre	6-2	7.0	0.0	2.0
Ellison, S.	5-1	5.5	0.0	0.0
Ellison, Caleb	3-5	5.5	0.0	0.0

Qtr	Time	Scoring Play	V-H
1st	02:57	OAKLAND - Morris, Daune 8 yd run (Taylor, Jacob kick failed), 14-57 8:05	0 - 6
	00:07	HOUSTON - Jones, Shawne 3 yd pass from Day, Chandler (Jones, Trotter kick), 11-80 2:50	7 - 6
2nd	08:03	HOUSTON - Jones, Trotter 25 yd field goal, 11-42 2:47	10 - 6
3rd	06:45	OAKLAND - Taylor, Jacob 32 yd field goal, 11-59 5:09	10 - 9
4th	11:43	HOUSTON - Sisa, Damon 2 yd run (Jones, Trotter kick), 17-80 7:08	17 - 9
	01:16	HOUSTON - Williams, Tony 27 yd interception return (Jones, Trotter kick)	24 - 9

Quickie Statistics (Final)

Houston vs Oakland (Dec 2, 2023 at Chattanooga, TN)

	HOUSTON	OAKLAND
Score	24	9
FIRST DOWNS	15	10
RUSHES-YARDS (NET)	44-236	42-188
PASSING YDS (NET)	26	14
Passes Att-Comp-Int	16-4-1	11-3-3
TOTAL OFFENSE PLAYS-YARDS	60-262	53-202
Fumble Returns-Yards	0-0	0-0
Punt Returns-Yards	1-7	1-16
Kickoff Returns-Yards	0-0	2-45
Interception Returns-Yards	3-79	1-0
Punts (Number-Avg)	2-15.5	1-46.0
Fumbles-Lost	1-0	3-1
Penalties-Yards	5-40	7-52
Possession Time	22:56	25:04
Third-Down Conversions	3 of 11	3 of 12
Fourth-Down Conversions	2 of 3	2 of 4
Red-Zone Scores-Chances	3-4	2-2

Houston

Rushing	No.	Gain	Loss	Net	TD	Lg	Avg
Sisa, Damon	30	183	4	179	1	28	6.0
Day, Chandler	7	29	0	29	0	9	4.1
Davis, M.	3	12	0	12	0	6	4.0
James, L.	1	12	0	12	0	12	12.0

Passing	C-A-I	Yds	TD	Long	Sack
Day, Chandler	3-15-1	25	1	16	0
Waggener, Owen	1-1-0	1	0	1	0

Receiving	No.	Yards	TD	Long
Allen, Andre	1	16	0	16
Waggener, Owen	1	6	0	6
Jones, Shawne	1	3	1	3
James, L.	1	1	0	1

Punting	No.	Yds	Avg	Long	In20	TB
Waggener, Owen	1	31	31.0	31	0	0
TEAM	1	0	0.0	0	0	0

Punt Returns	No.	Yards	TD	Long
Allen, Andre	1	7	0	7

Kick Returns	No.	Yards	TD	Long

Tackles	UA-A	Total	Sacks	TFL
Allen, Andre	3-7	6.5	0.0	0.0
Joiner, Jose	3-6	6.0	1.0	2.0
Waggener, Owen	2-6	5.0	0.0	0.0
Shaw, Travis	2-5	4.5	0.0	1.0

Oakland

Rushing	No.	Gain	Loss	Net	TD	Lg	Avg
Morris, Daune	24	99	5	94	1	14	3.9
Jones, Ashton	12	70	1	69	0	18	5.8
Creasy, Kyler	4	42	8	34	0	40	8.5
TEAM	1	0	2	-2	0	0	-2.0

Passing	C-A-I	Yds	TD	Long	Sack
Freeman, P.	2-7-2	9	0	6	1
Creasy, Kyler	1-3-1	5	0	5	2

Receiving	No.	Yards	TD	Long
Bullard, Marcus	1	6	0	6
Tutt, Craig	1	5	0	5
Morris, Daune	1	3	0	3

Punting	No.	Yds	Avg	Long	In20	TB
Taylor, Jacob	1	46	46.0	46	0	0

Punt Returns	No.	Yards	TD	Long
Smith, Korey	1	16	0	0

Kick Returns	No.	Yards	TD	Long
Tutt, Craig	1	19	0	19
King, Kalijah	1	26	0	26

Tackles	UA-A	Total	Sacks	TFL
Ramsey, Gus	6-2	7.0	0.0	0.0
Johnson, Tre	6-2	7.0	0.0	2.0
Ellison, S.	5-1	5.5	0.0	0.0
Ellison, Caleb	3-5	5.5	0.0	0.0

Qtr	Time	Scoring Play	V-H
1st	02:57	OAKLAND - Morris, Daune 8 yd run (Taylor, Jacob kick failed), 14-57 8:05	0 - 6
	00:07	HOUSTON - Jones, Shawne 3 yd pass from Day, Chandler (Jones, Trotter kick), 11-80 2:50	7 - 6
2nd	08:03	HOUSTON - Jones, Trotter 25 yd field goal, 11-42 2:47	10 - 6
3rd	06:45	OAKLAND - Taylor, Jacob 32 yd field goal, 11-59 5:09	10 - 9
4th	11:43	HOUSTON - Sisa, Damon 2 yd run (Jones, Trotter kick), 17-80 7:02	17 - 9
	01:16	HOUSTON - Williams, Tony 27 yd interception return (Jones, Trotter kick)	24 - 9

2022 Class 6A State Football Playoffs

November 4 - December 3, 2022

Notes:

All times are local time. In the first and second rounds the higher seeded team shall be the host school. In the third round and semifinals in even-numbered years the bottom team in each bracket shall be the host team. If two teams from the same region meet in the third round, the team seeded higher in the region standings shall host.

2021 Class 6A State Football Playoffs

November 5 - December 4, 2021



Notes:
All times are local time. In the first and second rounds the higher seeded team shall be the host school. In the third round and semifinals in odd-numbered years the top team in each bracket shall be the host team. If two teams from the same region meet in the third round, the team seeded higher in the region standings shall host.

2020 Class 6A State Football Playoffs

November 6 - December 5, 2020

First Round

Round	Team	Score
R1 #1	Dobyns Bennett (8-2)	42
	Game 101 Fri. Nov. 6 7 PM	
R2 #4	Cleveland (5-5)	35
R2 #2	McMinn Co. (9-1)	28
	Game 102 Fri. Nov. 6 7 PM	
R1 #3	Bearden (4-5)	7
R2 #3	Bradley Central (7-3)	17
	Game 103 Fri. Nov. 6 7 PM	
R1 #2	Farragut (7-3)	14
R1 #4	Science Hill (7-3)	
	COVID-19 Cancellation **Game 104**	
R2 #1	Maryville (10-0)	
R3 #1	Oakland (10-0)	49
	Game 105 Fri. Nov. 6 7 PM	
R4 #4	Rossview (5-3)	0
R4 #2	Mt. Juliet (6-3)	17
	Game 106 Fri. Nov. 6 7 PM	
R3 #3	Warren Co. (8-2)	13
R4 #3	Wilson Central (6-4)	0
	Game 107 Fri. Nov. 6 7 PM	
R3 #2	Riverdale (8-2)	40
R3 #4	Blackman (4-5)	21
	Game 108 Fri. Nov. 6 7 PM	
R4 #1	Hendersonville (7-3)	30
R5 #1	Smyrna (7-3)	13
	Game 109 Fri. Nov. 6 7 PM	
R6 #4	Franklin (5-5)	49
R6 #2	Ravenwood (6-4)	
	COVID-19 Cancellation **Game 110**	
R5 #3	Stewarts Creek (5-4)	
R6 #3	Independence (6-2)	49
	Game 111 Fri. Nov. 6 7 PM	
R5 #2	LaVergne (5-5)	14
R5 #4	Cane Ridge (3-3)	13
	Game 112 Fri. Nov. 6 7 PM	
R6 #1	Brentwood (7-3)	45
R7 #1	Bartlett (6-1)	H
	Game 113 Fri. Nov. 6 7 PM	
R8 #4	Bye	
R8 #2	Bye	H
	Game 114 Fri. Nov. 6 7 PM	
R7 #3	Houston (5-5)	
R8 #3	Bye	
	Game 115 Fri. Nov. 6 7 PM	
R7 #2	Collierville (4-3)	H
R7 #4	Arlington (5-4)	
	Game 116 Fri. Nov. 6 7 PM	
R8 #1	Bye	H

Second Round

Team	Score
Dobyns Bennett	
COVID-19 Cancellation **Game 201**	
McMinn Co.	
Bradley Central	6
Game 202 Fri. Nov. 13 7 PM	
Maryville	35
Oakland	49
Game 203 Fri. Nov. 13 7 PM	
Mt. Juliet	17
Riverdale	27
Game 204 Fri. Nov. 13 7 PM	
Hendersonville	14
Franklin	31
Game 205 Fri. Nov. 13 7 PM	
Ravenwood	28
Independence	28
Game 206 Fri. Nov. 13 7 PM	
Brentwood	31
Bartlett	35
Game 207 Sat. Nov. 14 6 PM	
Houston	27
Collierville	30
Game 208 Fri. Nov. 13 7 PM	
Arlington	20

Quarterfinals

Team	Score
Dobyns Bennett	28
Game 301 Fri. Nov. 20 7 PM	
Maryville	35
Oakland	39
Game 302 Fri. Nov. 20 7 PM	
Riverdale	14
Franklin	34
Game 303 Fri. Nov. 20 7 PM	
Brentwood	55
Bartlett	35
Game 304 Fri. Nov. 20 7 PM	
Collierville	7

Semifinals

Team	Score
Maryville	7
Game 401 Fri. Nov. 27 7 PM	
Oakland	49
Brentwood	24
Game 402 Fri. Nov. 27 7 PM	
Bartlett	14

Championship

Team	Score
Oakland (14-0)	56
Game 501 Sat. Dec. 5 7 PM TN Tech Univ.	
Brentwood (11-3)	33

Oakland

STATE CHAMPION

Notes:

All times are local time. In the first and second rounds the higher seeded team shall be the host school. In the third round and semifinals in even-numbered years the bottom team in each bracket shall be the host team. If two teams from the same region meet in the third round, the team seeded higher in the region standings shall host.

2019 Class 6A State Football Playoffs

November 8 - December 7, 2019

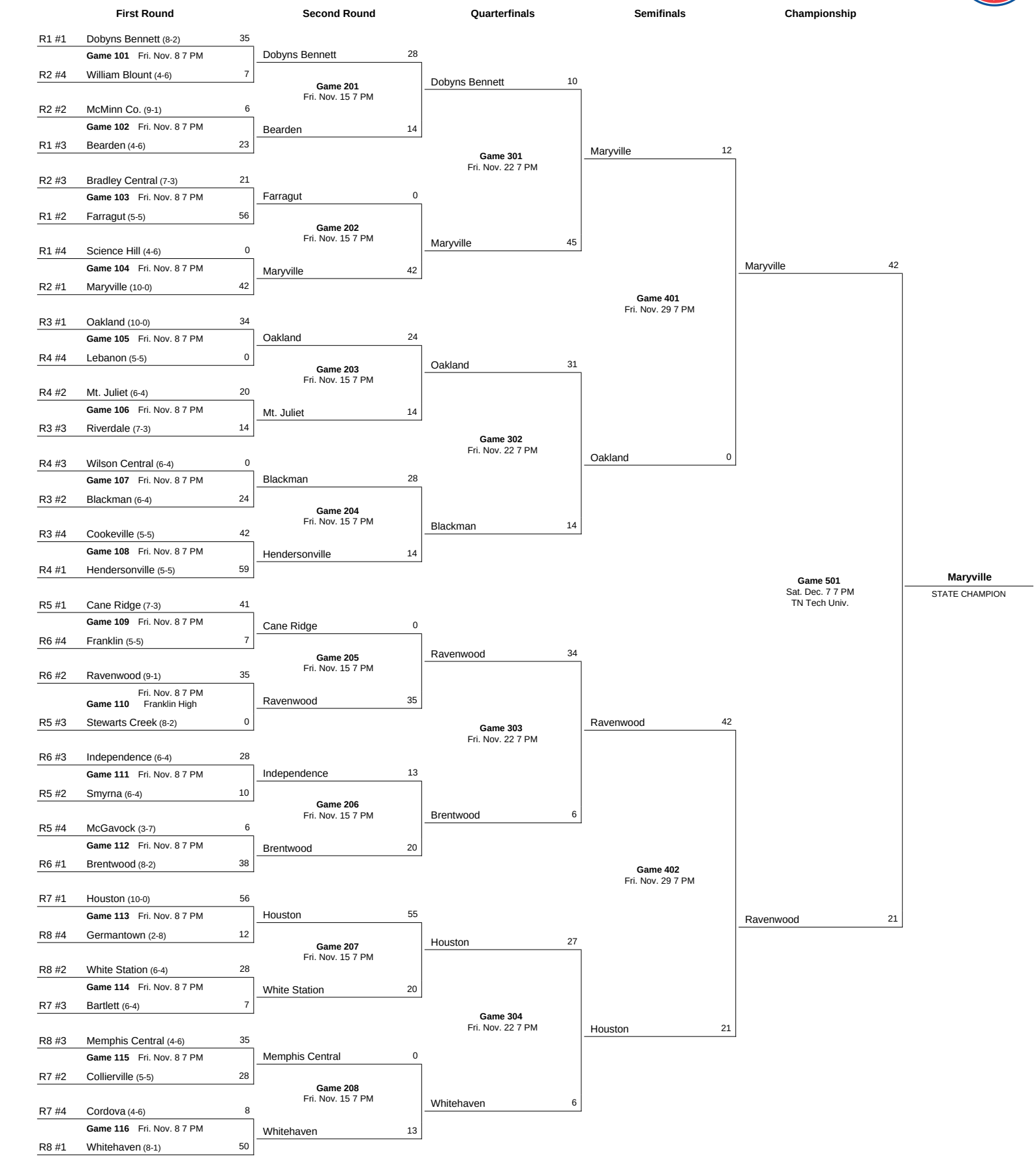

Notes:

All times are local time. In the first and second rounds the higher seeded team shall be the host school. In the third round and semifinals in odd-numbered years the top team in each bracket shall be the host team. If two teams from the same region meet in the third round, the team seeded higher in the region standings shall host.

2018 Class 6A State Football Playoffs

November 2 - November 29, 2018

First Round	Second Round	Quarterfinals	Semifinals	Championship
R1 #1 Farragut (9-1) 49	Farragut 49	Farragut 10	Maryville 0	Oakland 37
Game 101 Fri. Nov. 2 7 PM	**Game 201** Fri. Nov. 9 7 PM	**Game 301** Fri. Nov. 16 7 PM	**Game 401** Fri. Nov. 23 7 PM	**Game 501** Thu. Nov. 29 7 PM TN Tech Univ.
R2 #4 Cleveland (4-5) 24	Ooltewah 14	Maryville 26	Oakland 38	Whitehaven 0
R2 #2 Ooltewah (8-2) 35				
Game 102 Fri. Nov. 2 7 PM				
R1 #3 Hardin Valley (6-4) 28				
R2 #3 Bradley Central (7-3) 21	Science Hill 7			
Game 103 Fri. Nov. 2 7 PM	**Game 202** Fri. Nov. 9 7 PM			
R1 #2 Science Hill (5-5) 24	Maryville 42			
R1 #4 Bearden (8-2) 7				
Game 104 Fri. Nov. 2 7 PM				
R2 #1 Maryville (9-1) 28				
R3 #1 Oakland (9-1) 49	Oakland 28	Oakland 14		
Game 105 Fri. Nov. 2 7 PM	**Game 203** Fri. Nov. 9 7 PM	**Game 302** Fri. Nov. 16 7 PM		
R4 #4 Rossview (6-4) 10	Hendersonville 0	Mt. Juliet 7		
R4 #2 Hendersonville (7-3) 23				
Game 106 Fri. Nov. 2 7 PM				
R3 #3 Riverdale (5-5) 14				
R4 #3 Lebanon (8-2) 7	Blackman 14			
Game 107 Fri. Nov. 2 7 PM	**Game 204** Fri. Nov. 9 7 PM			
R3 #2 Blackman (9-1) 44	Mt. Juliet 35			
R3 #4 Cookeville (5-5) 7				
Game 108 Fri. Nov. 2 7 PM				
R4 #1 Mt. Juliet (10-0) 42				
R5 #1 Cane Ridge (10-0) 41	Cane Ridge 36	Ravenwood 47		
Game 109 Fri. Nov. 2 7 PM	**Game 205** Fri. Nov. 9 7 PM	**Game 303** Fri. Nov. 16 7 PM		
R6 #4 Franklin (6-4) 6	Ravenwood 43	Brentwood 24		
R6 #2 Ravenwood (8-2) H				
Game 110 Fri. Nov. 2 7 PM				
R5 #3 Bye				
R6 #3 Independence (5-5) 33	Independence 24		Ravenwood 24	
Game 111 Fri. Nov. 2 7 PM	**Game 206** Fri. Nov. 9 7 PM		**Game 402** Fri. Nov. 23 7 PM	
R5 #2 Smyrna (7-3) 14	Brentwood 27		Whitehaven 43	
R5 #4 McGavock (3-7) 11				
Game 112 Fri. Nov. 2 7 PM				
R6 #1 Brentwood (8-2) 31				
R7 #1 Houston (9-1) 34	Houston 27	Whitehaven 14		
Game 113 Fri. Nov. 2 7 PM	**Game 207** Fri. Nov. 9 7 PM	**Game 304** Fri. Nov. 16 7 PM		
R8 #4 White Station (3-7) 19	Whitehaven 31	Germantown 0		
R8 #2 Whitehaven (7-3) 40				
Game 114 Fri. Nov. 2 7 PM				
R7 #3 Collierville (5-5) 7				
R8 #3 Memphis Central (7-2) 21	Memphis Central 19			
Game 115 Fri. Nov. 2 7 PM	**Game 208** Fri. Nov. 9 7 PM			
R7 #2 Cordova (7-3) 20	Germantown 24			
R7 #4 Arlington (5-5) 14				
Game 116 Fri. Nov. 2 7 PM				
R8 #1 Germantown (10-0) 51				

Oakland
STATE CHAMPION

Notes:
All times are local time. In the first and second rounds the higher seeded team shall be the host school. In the third round and semifinals in even-numbered years the bottom team in each bracket shall be the host team. If two teams from the same region meet in the third round, the team seeded higher in the region standings shall host.

2017 Class 6A State Football Playoffs

November 3 - December 1, 2017

Notes:

All times are local time. In the first and second rounds the higher seeded team shall be the host school. In the third round and semifinals in odd-numbered years the top team in each bracket shall be the host team. If two teams from the same region meet in the third round, the team seeded higher in the region standings shall host.

2016 Class 6A State Football Playoffs

November 4 - December 3, 2016

Notes:
All times are local time. In all play-off games the higher seed shall host in the first, second, and third round of the playoffs. In the semifinals in even-numbered years the bottom team in each bracket shall be the host team. If two teams from the same region meet in the semifinal round, the team seeded higher in the region standings shall host.

2015 Class 6A State Football Playoffs

November 6 - December 5, 2015

First Round	Second Round	Quarterfinals	Semifinals	Championship
R1 #1 Maryville (10-0) 35	Maryville 49	Maryville 42	Maryville 27	Maryville 17
Game 101 Thu. Nov. 5 7 PM	**Game 201** Fri. Nov. 13 7 PM	**Game 301** Fri. Nov. 20 7 PM	**Game 401** Fri. Nov. 27 7 PM	**Game 501** Sat. Dec. 5 7 PM TN Tech Univ.
R2 #8 Warren Co. (1-9) 7	Cookeville 10	Blackman 7	Oakland 13	Ravenwood 26
R2 #4 Cookeville (7-3) 42	Siegel 28	Smyrna 14	Ravenwood 20	Ravenwood STATE CHAMPION
Game 102 Fri. Nov. 6 7 PM TN Tech	**Game 202** Fri. Nov. 13 7 PM	**Game 302** Fri. Nov. 20 7 PM	**Game 402** Fri. Nov. 27 7 PM	
R1 #5 Hardin Valley (5-5) 21	Blackman 56	Oakland 21	Whitehaven 13	
R1 #3 Bearden (6-4) 17	Riverdale 7	Ravenwood 55		
Game 103 Fri. Nov. 6 7 PM	**Game 203** Fri. Nov. 13 7 PM	**Game 303** Fri. Nov. 20 7 PM		
R2 #6 Siegel (2-8) 34	Smyrna 42	White Station 35		
R2 #2 Blackman (8-2) 56	Franklin 20	Wilson Central 16		
Game 104 Fri. Nov. 6 7 PM	**Game 204** Fri. Nov. 13 7 PM	**Game 304** Fri. Nov. 20 7 PM		
R1 #7 Dobyns Bennett (4-6) 10	Oakland 54	Whitehaven 53		
R2 #7 Coffee Co. (3-7) 26	Science Hill 22			
Game 105 Fri. Nov. 6 7 PM	**Game 205** Fri. Nov. 13 7 PM			
R1 #2 Science Hill (8-2) 52	Nashville Overton 0			
R1 #6 Jefferson Co. (5-5) 27	McGavock 36			
Game 106 Fri. Nov. 6 7 PM	**Game 206** Fri. Nov. 13 7 PM			
R2 #3 Smyrna (7-3) 44	White Station 37			
R2 #5 Riverdale (5-5) 38	Wilson Central 21			
Thu. Nov. 5 7 PM **Game 107** Finley Stadium	**Game 207** Fri. Nov. 13 7 PM			
R1 #4 Bradley Central (7-3) 34	Mt. Juliet 21			
R1 #8 William Blount (2-8) 7	**Game 208** Fri. Nov. 13 7 PM			
Game 108 Fri. Nov. 6 7 PM	Whitehaven 39			
R2 #1 Oakland (9-1) 49				
R3 #1 Ravenwood (9-1) 55				
Game 109 Fri. Nov. 6 7 PM				
R4 #8 Bartlett (3-7) 7				
R4 #4 Germantown (5-5) 17				
Fri. Nov. 6 7 PM **Game 110** Houston				
R3 #5 Nashville Overton (6-4) 20				
R3 #3 McGavock (6-4) 35				
Game 111 Fri. Nov. 6 7 PM				
R4 #6 Arlington (6-4) 24				
R4 #2 White Station (7-3) 49				
Game 112 Fri. Nov. 6 7 PM				
R3 #7 Lebanon (3-7) 14				
R4 #7 Houston (1-9) 8				
Game 113 Fri. Nov. 6 7 PM				
R3 #2 Franklin (7-3) 30				
R3 #6 Wilson Central (4-6) 28				
Game 114 Fri. Nov. 6 7 PM				
R4 #3 Cordova (8-2) 9				
R4 #5 Collierville (5-5) 24				
Game 115 Fri. Nov. 6 7 PM				
R3 #4 Mt. Juliet (5-5) 28				
R3 #8 Antioch (0-10) 6				
Game 116 Fri. Nov. 6 7 PM				
R4 #1 Whitehaven (9-1) 40				

Notes:

All times are local time. In all play-off games the higher seed shall host in the first, second, and third round of the playoffs. In the semifinals in odd-numbered years the top team in each bracket shall be the host team. If

two teams from the same region meet in the semifinal round, the team seeded higher in the region standings shall host.

2014 Class 6A Football Playoffs

November 7 - December 6, 2014

First Round	Second Round	Quarterfinals	Semifinals	Championship
#1 Maryville (10-0) 48	Maryville 62	Maryville 45	Maryville 26	Maryville 35
Game 101 Fri. Nov. 7 7 PM	**Game 201** Fri. Nov. 14 7 PM	**Game 301** Fri. Nov. 21 7 PM	**Game 401** Fri. Nov. 28 7 PM	**Game 501** Sat. Dec. 6 7 PM BlueCross Bowl @ TN Tech
#8 Walker Valley (5-5) 0	Sevier Co. 28	Science Hill 0	Oakland 14	Ravenwood 34
#4 Sevier Co. (7-3) 28				
Game 102 Fri. Nov. 7 7 PM				
#5 Hardin Valley (6-4) 20				
#3 Dobyns Bennett (8-2) 35	Dobyns Bennett 6			
Game 103 Fri. Nov. 7 7 PM	**Game 202** Fri. Nov. 14 7 PM			
#6 Morristown East (6-1) 31	Science Hill 41			
#7 Bradley Central (5-5) 47				
Game 104 Fri. Nov. 7 7 PM				
#2 Science Hill (9-1) 59				
#1 Blackman (9-1) 49	Blackman 48	Blackman 9	Oakland 14	**Maryville** STATE CHAMPION
Game 105 Fri. Nov. 7 7 PM	**Game 203** Fri. Nov. 14 7 PM	**Game 302** Fri. Nov. 21 7 PM		
#8 Cane Ridge (5-5) 14	Riverdale 21	Oakland 20		
#4 Riverdale (8-2) 20				
Game 106 Fri. Nov. 7 7 PM				
#5 Smyrna (6-4) 7				
#3 Cookeville (8-2) 7	LaVergne 7			
Game 107 Fri. Nov. 7 7 PM	**Game 204** Fri. Nov. 14 7 PM			
#6 LaVergne (5-5) 33	Oakland 23			
#7 Mt. Juliet (5-5) 0				
Game 108 Fri. Nov. 7 7 PM				
#2 Oakland (9-1) 53				
#1 Ravenwood (10-0) 66	Ravenwood 46	Ravenwood 17	Ravenwood 24	Ravenwood 34
Game 109 Fri. Nov. 7 7 PM	**Game 205** Fri. Nov. 14 7 PM	**Game 303** Fri. Nov. 21 7 PM	**Game 402** Fri. Nov. 28 7 PM	
#8 Station Camp (5-5) 14	McGavock 7	Centennial 10	Whitehaven 14	
#4 Nashville Overton (6-4) 27				
Game 110 Fri. Nov. 7 7 PM				
#5 McGavock (8-2) 28				
#3 Franklin (8-2) 23	Centennial 24			
Game 111 Fri. Nov. 7 7 PM	**Game 206** Fri. Nov. 14 7 PM			
#6 Centennial (8-2) 28	Hendersonville 7			
#7 Independence (6-4) 20				
Game 112 Fri. Nov. 7 7 PM				
#2 Hendersonville (9-1) 49				
#1 Whitehaven (10-0) 41	Whitehaven 14	Whitehaven 35		
Game 113 Fri. Nov. 7 7 PM	**Game 207** Fri. Nov. 14 7 PM	**Game 304** Fri. Nov. 21 7 PM		
#8 White Station (4-6) 35	Rossview 7	Arlington 28		
#4 Rossview (7-3) 24				
Game 114 Fri. Nov. 7 7 PM				
#5 Memphis Central (7-3) 7				
#3 Houston (9-1) 35	Houston 32			
Game 115 Fri. Nov. 7 7 PM	**Game 208** Fri. Nov. 14 7 PM			
#6 Collierville (6-4) 28	Arlington 34			
#7 Bartlett (5-5) 25				
Game 116 Fri. Nov. 7 7 PM				
#2 Arlington (8-2) 40				

Notes:

2013 Class 6A Football Playoffs

November 8 - December 7, 2013

First Round

#1 Maryville (10-0) 42

Game 101 Fri. Nov. 8 7 PM

#8 Bradley Central (5-5) 21

#4 Morristown East (9-1) 27

Game 102 Fri. Nov. 8 7 PM

#5 Dobyns Bennett (6-4) 17

#3 Science Hill (8-2) 56

Game 103 Fri. Nov. 8 7 PM

#6 Farragut (6-4) 42

#7 Cookeville (6-4) 42

Game 104 Fri. Nov. 8 7 PM

#2 Sevier Co. (9-1) 56

#1 Oakland (10-0) 41

Game 105 Fri. Nov. 8 7 PM

#8 Wilson Central (6-4) 0

#4 Antioch (5-5) 14

Game 106 Fri. Nov. 8 7 PM

#5 Siegel (7-3) 54

#3 Blackman (8-2) 42

Game 107 Fri. Nov. 8 7 PM

#6 Smyrna (6-4) 0

#7 Cane Ridge (6-4) 26

Game 108 Fri. Nov. 8 7 PM

#2 Ravenwood (9-1) 49

#1 Nashville Overton (10-0) 30

Game 109 Fri. Nov. 8 7 PM

#8 McGavock (5-5) 0

#4 Rossview (9-1) 25

Game 110 Fri. Nov. 8 7 PM

#5 Independence (7-3) 35

#3 Arlington (8-2) 31

Game 111 Fri. Nov. 8 7 PM

#6 Hendersonville (7-3) 49

#7 Franklin (8-2) 17

Game 112 Fri. Nov. 8 7 PM

#2 Station Camp (8-2) 24

#1 Whitehaven (8-2) 42

Game 113 Fri. Nov. 8 7 PM

#8 Cordova (6-4) 21

#4 White Station (6-4) 38

Game 114 Fri. Nov. 8 7 PM

#5 Houston (8-2) 14

#3 Southwind (7-3) 55

Game 115 Fri. Nov. 8 7 PM

#6 Collierville (7-3) 25

#7 Memphis Central (6-4) 54

Game 116 Fri. Nov. 8 7 PM

#2 Brighton (8-2) 48

Second Round

Maryville 49

Game 201
Fri. Nov. 15 7 PM

Morristown East 7

Science Hill 20

Game 202
Fri. Nov. 15 7 PM

Sevier Co. 63

Oakland 35

Game 203
Fri. Nov. 15 7 PM

Siegel 0

Blackman 41

Game 204
Fri. Nov. 15 7 PM

Ravenwood 14

Nashville Overton 14

Game 205
Fri. Nov. 15 7 PM

Independence 17

Hendersonville 29

Game 206
Fri. Nov. 15 7 PM

Station Camp 28

Whitehaven 13

Game 207
Fri. Nov. 15 7 PM

White Station 34

Southwind 7

Game 208
Fri. Nov. 15 7 PM

Memphis Central 26

Quarterfinals

Maryville 56

Game 301
Fri. Nov. 22 7 PM

Sevier Co. 14

Oakland 3

Game 302
Fri. Nov. 22 7 PM

Blackman 17

Independence 35

Game 303
Fri. Nov. 22 7 PM

Hendersonville 36

White Station 31

Game 304
Fri. Nov. 22 7 PM

Memphis Central 28

Semifinals

Maryville 28

Game 401
Fri. Nov. 29 7 PM

Blackman 16

Hendersonville 49

Game 402
Fri. Nov. 29 7 PM

White Station 41

Championship

Maryville 44

Game 501
Sat. Dec. 7 7 PM
BlueCross Bowl @ TN Tech

Hendersonville 7

Maryville

STATE CHAMPION

Notes:

2012 Class 6A Football Playoffs

November 2 - December 1, 2012

First Round

#1 Maryville (10-0) 42

Game 101 Fri. Nov. 2 7 PM

#8 Hardin Valley (5-5) 10

#4 Oak Ridge (9-1) 35

Game 102 Fri. Nov. 2 7 PM

#5 Science Hill (9-1) 28

#3 Sevier Co. (9-1) 27

Game 103 Fri. Nov. 2 7 PM

#6 Jefferson Co. (8-2) 14

#7 Bearden (8-2) 7

Game 104 Fri. Nov. 2 7 PM

#2 Dobyns Bennett (10-0) 35

#1 Siegel (10-0) 58

Game 105 Fri. Nov. 2 7 PM

#8 Oakland (6-4) 13

#4 Cookeville (5-5) 26

Game 106 Fri. Nov. 2 7 PM

#5 Blackman (7-3) 56

#3 Cane Ridge (8-2) 0

Game 107 Fri. Nov. 2 7 PM

#6 Riverdale (7-3) 31

#7 Bradley Central (6-7) 22

Game 108 Fri. Nov. 2 7 PM

#2 McMinn Co. (9-1) 42

#1 Dickson Co. (9-1) 42

Game 109 Fri. Nov. 2 7 PM

#8 McGavock (5-5) 12

#4 Mt. Juliet (9-1) 52

Game 110 Fri. Nov. 2 7 PM

#5 Independence (6-4) 22

#3 Arlington (8-2) 13

Game 111 Fri. Nov. 2 7 PM

#6 Nashville Overton (6-4) 27

#7 Wilson Central (8-2) 0

Game 112 Fri. Nov. 2 7 PM

#2 Brentwood (9-1) 35

#1 Whitehaven (10-0) 42

Game 113 Fri. Nov. 2 7 PM

#8 Collierville (5-5) 7

#4 Southwind (7-3) 28

Game 114 Fri. Nov. 2 7 PM

#5 Houston (7-3) 13

#3 Germantown (7-3) 34

Game 115 Fri. Nov. 2 7 PM

#6 Bolton (6-4) 22

#7 Millington (5-5) 35

Game 116 Fri. Nov. 2 7 PM

#2 Brighton (7-3) 14

Second Round

Maryville 39

Game 201
Fri. Nov. 9 7 PM

Oak Ridge 25

Sevier Co. 21

Game 202
Fri. Nov. 9 7 PM

Dobyns Bennett 28

Siegel 40

Game 203
Fri. Nov. 9 7 PM

Blackman 10

Riverdale 31

Game 204
Fri. Nov. 9 7 PM

McMinn Co. 6

Dickson Co. 10

Game 205
Fri. Nov. 9 7 PM

Mt. Juliet 39

Nashville Overton 14

Game 206
Fri. Nov. 9 7 PM

Brentwood 34

Whitehaven 54

Game 207
Fri. Nov. 9 7 PM

Southwind 0

Germantown 24

Game 208
Fri. Nov. 9 7 PM

Millington 23

Quarterfinals

Maryville 41

Game 301
Fri. Nov. 16 7 PM

Dobyns Bennett 20

Siegel 33

Game 302
Fri. Nov. 16 7 PM

Riverdale 20

Mt. Juliet 31

Game 303
Fri. Nov. 16 7 PM

Brentwood 20

Whitehaven 52

Game 304
Fri. Nov. 16 7 PM

Germantown 7

Semifinals

Maryville 47

Game 401
Fri. Nov. 23 7 PM

Siegel 43

Mt. Juliet 35

Game 402
Fri. Nov. 23 7 PM

Whitehaven 41

Championship

Maryville 35

OT
Game 501
Sat. Dec. 1 7 PM
BlueCross Bowl @ TN Tech

Whitehaven 36

Whitehaven
STATE CHAMPION

Notes:

2007 Class 5A Football Playoffs

November 9 - December 8, 2007

First Round

R3 #1 Lincoln Co. (8-2) 20

Game 101 Fri. Nov. 9 7 PM

R4 #4 Lebanon (5-5) 17

R4 #2 Smyrna (7-3) 28

Game 102 Fri. Nov. 9 7 PM

R3 #3 Cookeville (7-3) 10

R3 #2 Coffee Co. (6-4) 0

Game 103 Fri. Nov. 9 7 PM

R4 #3 Wilson Central (8-2) 45

R3 #4 Warren Co. (5-5) 7

Game 104 Fri. Nov. 9 7 PM

R4 #1 Riverdale (10-0) 28

R1 #1 Bearden (9-1) 35

Game 105 Fri. Nov. 9 7 PM

R2 #4 Ooltewah (6-3) 0

R2 #2 William Blount (8-2) 28

Game 106 Fri. Nov. 9 7 PM

R1 #3 Campbell Co. (5-5) 0

R1 #2 Dobyns Bennett (7-3) 21

Game 107 Fri. Nov. 9 7 PM

R2 #3 Oak Ridge (8-2) 14

R1 #4 Jefferson Co. (6-4) 13

Game 108 Fri. Nov. 9 7 PM

R2 #1 Farragut (9-1) 43

R7 #1 Millington (10-0) 31

Game 109 Fri. Nov. 9 7 PM

R8 #4 Collierville (6-4) 0

R8 #2 Whitehaven (9-1) 41

Game 110 Fri. Nov. 9 7 PM

R7 #3 Ridgeway (5-5) 7

R7 #2 Arlington (7-3) 0

Game 111 Fri. Nov. 9 7 PM

R8 #3 Houston (8-2) 37

R7 #4 Cordova (4-6) 13

Game 112 Fri. Nov. 9 7 PM

R8 #1 White Station (10-0) 48

R5 #1 Hunters Lane (8-2) 14

Game 113 Fri. Nov. 9 7 PM

R6 #4 Brentwood (5-5) 10

R6 #2 Franklin (6-3) 35

Game 114 Fri. Nov. 9 7 PM

R5 #3 Nashville Overton (4-6) 14

R5 #2 Antioch (6-4) 46

Game 115 Fri. Nov. 9 7 PM

R6 #3 Dickson Co. (6-4) 29

R5 #4 Gallatin (4-6) 7

Game 116 Fri. Nov. 9 7 PM

R6 #1 Independence (7-3) 42

Second Round

Lincoln Co. 16

Game 201
Fri. Nov. 16 7 PM

Smyrna 43

Wilson Central 35

Game 202
Fri. Nov. 16 7 PM

Riverdale 13

Bearden 30

Game 203
Fri. Nov. 16 7 PM

William Blount 0

Dobyns Bennett 6

Game 204
Fri. Nov. 16 7 PM

Farragut 28

Millington 17

Game 205
Fri. Nov. 16 7 PM

Whitehaven 13

Houston 16

Game 206
Fri. Nov. 16 7 PM

White Station 42

Hunters Lane 6

Game 207
Fri. Nov. 16 7 PM

Franklin 27

Antioch 12

Game 208
Fri. Nov. 16 7 PM

Independence 44

Quarterfinals

Smyrna 17

Game 301
Fri. Nov. 23 7 PM

Wilson Central 7

Bearden 28

Game 302
Fri. Nov. 23 7 PM

Farragut 14

Millington 45

Game 303
Fri. Nov. 23 7 PM

White Station 16

Franklin 14

Game 304
Fri. Nov. 23 7 PM

Independence 17

Semifinals

Smyrna 17

Game 401
Fri. Nov. 30 7 PM

Bearden 14

Millington 27

Game 402
Fri. Nov. 30 7 PM

Independence 28

Championship

Smyrna 46

Game 501
Sat. Dec. 8 3:30 PM
BlueCross Bowl @ MTSU

Independence 20

Smyrna

STATE CHAMPION

Notes:

2006 Class 5A Football Playoffs

November 3 - December 2, 2006

First Round

R1 #1 Dobyns Bennett (10-0) 10

Game 101 Fri. Nov. 3 7 PM

R2 #4 William Blount (6-4) 13

R2 #2 Farragut (7-3) 20

Game 102 Fri. Nov. 3 7 PM

R1 #3 Bearden (7-3) 6

R1 #2 Sevier Co. (8-2) 28

Game 103 Fri. Nov. 3 7 PM

R2 #3 McMinn Co. (7-3) 14

R1 #4 Science Hill (6-4) 14

Game 104 Fri. Nov. 3 7 PM

R2 #1 Ooltewah (10-0) 38

R3 #1 Cookeville (6-4) 7

Game 105 Fri. Nov. 3 7 PM

R4 #4 LaVergne (7-3) 19

R4 #2 Smyrna (8-2) 47

Game 106 Fri. Nov. 3 7 PM

R3 #3 Coffee Co. (4-6) 21

R3 #2 Lincoln Co. (7-3) 24

Game 107 Fri. Nov. 3 7 PM

R4 #3 Lebanon (6-4) 22

R3 #4 Warren Co. (4-6) 3

Game 108 Fri. Nov. 3 7 PM

R4 #1 Riverdale (9-1) 54

R5 #1 Gallatin (10-0) 15

Game 109 Fri. Nov. 3 7 PM

R6 #4 Ravenwood (6-4) 28

R6 #2 Dickson Co. (8-2) 3

Game 110 Fri. Nov. 3 7 PM

R5 #3 Antioch (6-4) 12

R5 #2 Hunters Lane (6-4) 26

Game 111 Fri. Nov. 3 7 PM

R6 #3 Brentwood (7-3) 23

R5 #4 Hendersonville (5-5) 17

Game 112 Fri. Nov. 3 7 PM

R6 #1 Franklin (9-1) 14

R7 #1 Ridgeway (10-0) 10

Game 113 Fri. Nov. 3 7 PM

R8 #4 Germantown (6-4) 7

R8 #2 Wooddale (8-2) 34

Game 114 Fri. Nov. 3 7 PM

R7 #3 Millington (7-3) 14

R7 #2 Bolton (7-3) 27

Game 115 Fri. Nov. 3 7 PM

R8 #3 Houston (7-3) 7

R7 #4 Cordova (4-6) 14

Game 116 Fri. Nov. 3 7 PM

R8 #1 White Station (9-1) 25

Second Round

William Blount 7

Game 201
Fri. Nov. 10 7 PM

Farragut 21

Sevier Co. 14

Game 202
Fri. Nov. 10 7 PM

Ooltewah 27

LaVergne 0

Game 203
Fri. Nov. 10 7 PM

Smyrna 24

Lincoln Co. 9

Game 204
Fri. Nov. 10 7 PM

Riverdale 27

Ravenwood 35

Game 205
Fri. Nov. 10 7 PM

Antioch 28

Hunters Lane 13

Game 206
Fri. Nov. 10 7 PM

Hendersonville 7

Ridgeway 3

Game 207
Fri. Nov. 10 7 PM

Wooddale 6

Bolton 21

Game 208
Fri. Nov. 10 7 PM

White Station 41

Quarterfinals

Farragut 14

Game 301
Fri. Nov. 17 7 PM

Ooltewah 42

Smyrna 9

Game 302
Fri. Nov. 17 7 PM

Riverdale 7

Ravenwood 40

Game 303
Fri. Nov. 17 7 PM

Hunters Lane 29

Wooddale 23

Game 304
Fri. Nov. 17 7 PM

White Station 28

Semifinals

Ooltewah 25

Game 401
Fri. Nov. 24 7 PM

Smyrna 28

Ravenwood 35

Game 402
Fri. Nov. 24 7 PM

White Station 28

Championship

Smyrna 35

Game 501
Sat. Dec. 2 7 PM
BlueCross Bowl @ MTSU

Ravenwood 14

Smyrna
STATE CHAMPION

Notes:

2004 Class 5A Football Playoffs

November 5 - December 4, 2004

First Round

R1 #1 Dobyns Bennett (10-0) 21

Game 101 Fri. Nov. 5 7 PM

R2 #4 Ooltewah (8-2) 14

R2 #2 Soddy-Daisy (8-2) 52

Game 102 Fri. Nov. 5 7 PM

R1 #3 Karns (4-6) 0

R1 #2 Campbell Co. (7-3) 6

Game 103 Fri. Nov. 5 7 PM

R2 #3 Farragut (8-2) 20

R1 #4 Sevier Co. (6-4) 0

Game 104 Fri. Nov. 5 7 PM

R2 #1 Oak Ridge (9-1) 37

R3 #1 Cookeville (9-1) 36

Game 105 Fri. Nov. 5 7 PM

R4 #4 Wilson Central (6-4) 20

R4 #2 Lebanon (8-2) 71

Game 106 Fri. Nov. 5 7 PM

R3 #3 Coffee Co. (6-4) 14

R3 #2 Lincoln Co. (6-4) 6

Game 107 Fri. Nov. 5 7 PM

R4 #3 Smyrna (8-2) 41

R3 #4 Franklin Co. (6-4) 0

Game 108 Fri. Nov. 5 7 PM

R4 #1 Riverdale (10-0) 41

R5 #1 McGavock (6-4) 14

Game 109 Fri. Nov. 5 7 PM

R6 #4 Clarksville (5-5) 24

R6 #2 Franklin (9-1) 10

Game 110 Fri. Nov. 5 7 PM

R5 #3 Antioch (7-3) 7

R5 #2 Gallatin (7-3) 14

Game 111 Fri. Nov. 5 7 PM

R6 #3 Ravenwood (7-3) 17

R5 #4 Hunters Lane (6-4) 12

Game 112 Fri. Nov. 5 7 PM

R6 #1 Brentwood (8-2) 13

R7 #1 Cordova (7-3) 22

Game 113 Fri. Nov. 5 7 PM

R8 #4 White Station (7-3) 38

R8 #2 Houston (8-2) 9

Game 114 Fri. Nov. 5 7 PM

R7 #3 Millington (8-2) 0

R7 #2 Bolton (8-2) 0

Game 115 Fri. Nov. 5 7 PM

R8 #3 Germantown (7-3) 7

R7 #4 Bartlett (2-8) 14

Game 116 Fri. Nov. 5 7 PM

R8 #1 Collierville (7-3) 35

Second Round

Dobyns Bennett 17

Game 201
Fri. Nov. 12 7 PM

Soddy-Daisy 7

Farragut 0

Game 202
Fri. Nov. 12 7 PM

Oak Ridge 48

Cookeville 28

Game 203
Fri. Nov. 12 7 PM

Lebanon 8

Smyrna 0

Game 204
Fri. Nov. 12 7 PM

Riverdale 35

Clarksville 7

Game 205
Fri. Nov. 12 7 PM

Franklin 10

Ravenwood 27

Game 206
Fri. Nov. 12 7 PM

Brentwood 30

White Station 7

Game 207
Fri. Nov. 12 7 PM

Houston 14

Germantown 21

Game 208
Fri. Nov. 12 7 PM

Collierville 14

Quarterfinals

Dobyns Bennett 14

Game 301
Fri. Nov. 19 7 PM

Oak Ridge 24

Cookeville 7

Game 302
Fri. Nov. 19 7 PM

Riverdale 28

Franklin 14

Game 303
Fri. Nov. 19 7 PM

Brentwood 7

Houston 0

Game 304
Fri. Nov. 19 7 PM

Germantown 21

Semifinals

Oak Ridge 28

Game 401
Fri. Nov. 26 7 PM

Riverdale 42

Franklin 31

Game 402
Fri. Nov. 26 7 PM

Germantown 10

Championship

Riverdale 35

Game 501
Sat. Dec. 4 7 PM
BlueCross Bowl @ MTSU

Franklin 7

Riverdale

STATE CHAMPION

Notes:

2002 Class 5A Football Playoffs

November 8 - December 7, 2002

First Round

R1 #1 Dobyns Bennett (8-2) 48

Game 101 Fri. Nov. 8 7 PM

R2 #4 William Blount (5-5) 0

R2 #2 Oak Ridge (8-2) 25

Game 102 Fri. Nov. 8 7 PM

R1 #3 Sevier Co. (6-4) 19

R1 #2 Jefferson Co. (7-3) 40

Game 103 Fri. Nov. 8 7 PM

R2 #3 McMinn Co. (7-3) 34

R1 #4 Bearden (4-6) 6

Game 104 Fri. Nov. 8 7 PM

R2 #1 Ooltewah (8-2) 24

R3 #1 Cookeville (7-3) 35

Game 105 Fri. Nov. 8 7 PM

R4 #4 Smyrna (6-4) 27

R4 #2 Blackman (7-3) 42

Game 106 Fri. Nov. 8 7 PM

R3 #3 Franklin Co. (5-5) 6

R3 #2 Cumberland Co. (8-2) 6

Game 107 Fri. Nov. 8 7 PM

R4 #3 Oakland (6-4) 21

R3 #4 Lincoln Co. (4-6) 0

Game 108 Fri. Nov. 8 7 PM

R4 #1 Riverdale (9-1) 26

R5 #1 Gallatin (10-0) 24

Game 109 Fri. Nov. 8 7 PM

R6 #4 Centennial (7-3) 14

R6 #2 Franklin (9-1) 33

Game 110 Fri. Nov. 8 7 PM

R5 #3 Hendersonville (6-4) 7

R5 #2 Beech (8-2) 7

Game 111 Fri. Nov. 8 7 PM

R6 #3 Dickson Co. (5-5) 14

R5 #4 Hunters Lane (5-5) 7

Game 112 Fri. Nov. 8 7 PM

R6 #1 Brentwood (9-1) 12

R7 #1 Jackson Central-Merry (10-0) 23

Game 113 Fri. Nov. 8 7 PM

R8 #4 Collierville (7-3) 18

R8 #2 Houston (8-2) 20

Game 114 Fri. Nov. 8 7 PM

R7 #3 Memphis Overton (5-5) 25

R7 #2 Bolton (8-2) 14

Game 115 Fri. Nov. 8 7 PM

R8 #3 Whitehaven (5-5) 27

R7 #4 Bartlett (3-7) 0

Game 116 Fri. Nov. 8 7 PM

R8 #1 Germantown (10-0) 42

Second Round

Dobyns Bennett 21

Game 201
Fri. Nov. 15 7 PM

Oak Ridge 14

Jefferson Co. 21

Game 202
Fri. Nov. 15 7 PM

Ooltewah 14

Cookeville 7

Game 203
Fri. Nov. 15 7 PM

Blackman 10

Oakland 0

Game 204
Fri. Nov. 15 7 PM

Riverdale 20

Gallatin 14

Game 205
Fri. Nov. 15 7 PM

Franklin 21

Dickson Co. 7

Game 206
Fri. Nov. 15 7 PM

Brentwood 14

Jackson Central-Merry 24

Game 207
Fri. Nov. 15 7 PM

Memphis Overton 6

Whitehaven 6

Game 208
Fri. Nov. 15 7 PM

Germantown 47

Quarterfinals

Dobyns Bennett 26

Game 301
Fri. Nov. 22 7 PM

Jefferson Co. 15

Blackman 13

Game 302
Fri. Nov. 22 7 PM

Riverdale 17

Franklin 14

Game 303
Fri. Nov. 22 7 PM

Brentwood 19

Jackson Central-Merry 0

Game 304
Fri. Nov. 22 7 PM

Germantown 17

Semifinals

Dobyns Bennett 9

Game 401
Fri. Nov. 29 7 PM

Riverdale 14

Brentwood 24

Game 402
Fri. Nov. 29 7 PM

Germantown 14

Championship

Riverdale 7

Game 501
Sat. Dec. 7 7 PM
BlueCross Bowl @ MTSU

Brentwood 10

Brentwood
STATE CHAMPION

Notes:

2001 Class 5A Football Playoffs

November 2 - December 1, 2001

First Round	Second Round	Quarterfinals	Semifinals	Championship
R1 #1 Dobyns Bennett (10-0) 19				
Game 101 Fri. Nov. 2 7 PM	William Blount 0			
R2 #4 William Blount (5-5) 26	**Game 201** Fri. Nov. 9 7 PM	Ooltewah 51		
R2 #2 Ooltewah (7-3) 48				
Game 102 Fri. Nov. 2 7 PM	Ooltewah 17	**Game 301** Fri. Nov. 16 7 PM	Ooltewah 7	
R1 #3 Sevier Co. (5-5) 7				
R1 #2 Science Hill (7-3) 14				
Game 103 Fri. Nov. 2 7 PM	Science Hill 17			
R2 #3 Soddy-Daisy (6-4) 13	**Game 202** Fri. Nov. 9 7 PM	McMinn Co. 14		Riverdale 35
R1 #4 South Doyle (6-4) 7				
Game 104 Fri. Nov. 2 7 PM	McMinn Co. 35		**Game 401** Fri. Nov. 23 7 PM	
R2 #1 McMinn Co. (8-2) 21				
R3 #1 Lincoln Co. (5-5) 13				
Game 105 Fri. Nov. 2 7 PM	Lincoln Co. 7			
R4 #4 Smyrna (4-6) 0	**Game 203** Fri. Nov. 9 7 PM	Oakland 20		
R4 #2 Oakland (8-2) 24				
Game 106 Fri. Nov. 2 7 PM	Oakland 27	**Game 302** Fri. Nov. 16 7 PM	Riverdale 35	
R3 #3 Cookeville (6-4) 7				
R3 #2 Franklin Co. (4-6) 21				
Game 107 Fri. Nov. 2 7 PM	Blackman 16			
R4 #3 Blackman (7-3) 28	**Game 204** Fri. Nov. 9 7 PM	Riverdale 38		
R3 #4 Cumberland Co. (5-5) 3				
Game 108 Fri. Nov. 2 7 PM	Riverdale 27			**Game 501** Fri. Nov. 30 7 PM BlueCross Bowl @ MTSU
R4 #1 Riverdale (10-0) 42				
R5 #1 Hendersonville (9-1) 31				
Game 109 Fri. Nov. 2 7 PM	Hendersonville 31			
R6 #4 Franklin (5-5) 0	**Game 205** Fri. Nov. 9 7 PM	Hendersonville 27		
R6 #2 Dickson Co. (6-4) 33				
Game 110 Fri. Nov. 2 7 PM	Dickson Co. 7	**Game 303** Fri. Nov. 16 7 PM	Hendersonville 17	
R5 #3 Hunters Lane (8-2) 14				
R5 #2 Gallatin (8-2) 35				
Game 111 Fri. Nov. 2 7 PM	Gallatin 22			
R6 #3 Clarksville (7-3) 13	**Game 206** Fri. Nov. 9 7 PM	Gallatin 7		
R5 #4 Beech (7-3) 14				
Game 112 Fri. Nov. 2 7 PM	Brentwood 20		**Game 402** Fri. Nov. 23 7 PM	
R6 #1 Brentwood (9-1) 28				
R7 #1 Jackson Central-Merry (8-2) 33				
Game 113 Fri. Nov. 2 7 PM	Jackson Central-Merry 28			Hendersonville 7
R8 #4 Collierville (8-2) 24	**Game 207** Fri. Nov. 9 7 PM	Houston 31		
R8 #2 Houston (7-3) 28				
Game 114 Fri. Nov. 2 7 PM	Houston 38	**Game 304** Fri. Nov. 16 7 PM	Houston 6	
R7 #3 Bartlett (7-3) 7				
R7 #2 Cordova (7-3) 20				
Game 115 Fri. Nov. 2 7 PM	Germantown 38			
R8 #3 Germantown (8-2) 48	**Game 208** Fri. Nov. 9 7 PM	Germantown 6		
R7 #4 Millington (4-6) 12				
Game 116 Fri. Nov. 2 7 PM	Whitehaven 20			
R8 #1 Whitehaven (9-1) 22				

Riverdale

STATE CHAMPION

Notes:

2000 Class 5A Football Playoffs

November 3 - December 2, 2000

First Round

R1 #1 Dobyns Bennett (9-1) 41

Game 101 Sun. Dec. 3 7 PM

R2 #4 Farragut (7-3) 14

R2 #2 Bearden (8-2) 28

Game 102 Fri. Nov. 3 7 PM

R1 #3 Jefferson Co. (4-6) 20

R1 #2 Sevier Co. (8-2) 27

Game 103 Fri. Nov. 3 7 PM

R2 #3 William Blount (6-4) 3

R1 #4 Morristown East (1-9) 15

Game 104 Fri. Nov. 3 7 PM

R2 #1 Oak Ridge (9-1) 54

R3 #1 Red Bank (10-0) 21

Game 105 Fri. Nov. 3 7 PM

R4 #4 Oakland (6-4) 14

R4 #2 Mt. Juliet (7-3) 9

Game 106 Fri. Nov. 3 7 PM

R3 #3 Ooltewah (5-5) 10

R3 #2 Bradley Central (7-3) 42

Game 107 Fri. Nov. 3 7 PM

R4 #3 Lebanon (7-3) 20

R3 #4 McMinn Co. (7-3) 31

Game 108 Fri. Nov. 3 7 PM

R4 #1 Beech (9-1) 6

R5 #1 Riverdale (9-1) 28

Game 109 Fri. Nov. 3 7 PM

R6 #4 Dickson Co. (7-3) 7

R6 #2 Hunters Lane (8-2) 28

Game 110 Fri. Nov. 3 7 PM

R5 #3 Lincoln Co. (7-3) 0

R5 #2 Brentwood (6-4) 48

Game 111 Fri. Nov. 3 7 PM

R6 #3 Henry Co. (5-5) 19

R5 #4 Columbia (5-5) 18

Game 112 Fri. Nov. 3 7 PM

R6 #1 Antioch (7-3) 42

R7 #1 Bartlett (9-1) 14

Game 113 Fri. Nov. 3 7 PM

R8 #4 Houston (5-5) 17

R8 #2 Whitehaven (9-1) 22

Game 114 Fri. Nov. 3 7 PM

R7 #3 Millington (6-4) 18

R7 #2 Cordova (7-3) 26

Game 115 Fri. Nov. 3 7 PM

R8 #3 Germantown (8-2) 19

R7 #4 Memphis Central (4-6) 18

Game 116 Fri. Nov. 3 7 PM

R8 #1 Collierville (9-1) 0

Second Round

Dobyns Bennett 39

Game 201
Fri. Nov. 10 7 PM

Bearden 3

Sevier Co. 14

Game 202
Fri. Nov. 10 7 PM

Oak Ridge 27

Red Bank 39

Game 203
Fri. Nov. 10 7 PM

Ooltewah 7

Bradley Central 42

Game 204
Fri. Nov. 10 7 PM

McMinn Co. 0

Riverdale 28

Game 205
Fri. Nov. 10 7 PM

Hunters Lane 6

Brentwood 29

Game 206
Fri. Nov. 10 7 PM

Antioch 0

Houston 0

Game 207
Fri. Nov. 10 7 PM

Whitehaven 29

Cordova 23

Game 208
Fri. Nov. 10 7 PM

Memphis Central 6

Quarterfinals

Dobyns Bennett 32

Game 301
Fri. Nov. 17 7 PM

Oak Ridge 6

Red Bank 45

Game 302
Fri. Nov. 17 7 PM

Bradley Central 14

Riverdale 21

Game 303
Fri. Nov. 17 7 PM

Brentwood 6

Whitehaven 13

Game 304
Fri. Nov. 17 7 PM

Cordova 16

Semifinals

Dobyns Bennett 13

Game 401
Sat. Nov. 25 7 PM

Red Bank 21

Riverdale 12

Game 402
Sat. Nov. 25 7 PM

Cordova 7

Championship

Red Bank 27

Game 501
Sat. Dec. 2 7 PM
BlueCross Bowl @ MTSU

Riverdale 7

Red Bank
STATE CHAMPION

Notes:

1999 Class 5A Football Playoffs

November 5 - December 4, 1999



Notes:

1998 Class 5A Football Playoffs

November 6 - December 5, 1998

First Round

R1 #1 Dobyns Bennett (10-0) 25

Game 101 Fri. Nov. 6 7 PM

R2 #4 Karns (2-8) 7

R2 #2 Clinton (8-2) 28

Game 102 Fri. Nov. 6 7 PM

R1 #3 Science Hill (5-5) 35

R1 #2 Sevier Co. (6-4) 7

Game 103 Fri. Nov. 6 7 PM

R2 #3 Farragut (7-3) 17

R1 #4 Jefferson Co. (3-7) 12

Game 104 Fri. Nov. 6 7 PM

R2 #1 Oak Ridge (8-2) 28

R3 #1 Red Bank (9-1) 21

Game 105 Fri. Nov. 6 7 PM

R4 #4 Franklin Co. (6-4) 41

R4 #2 Oakland (8-2) 20

Game 106 Fri. Nov. 6 7 PM

R3 #3 Cumberland Co. (7-3) 14

R3 #2 McMinn Co. (5-5) 16

Game 107 Fri. Nov. 6 7 PM

R4 #3 Lincoln Co. (8-2) 34

R3 #4 Soddy-Daisy (6-4) 10

Game 108 Fri. Nov. 6 7 PM

R4 #1 Riverdale (10-0) 37

R5 #1 Brentwood (10-0) 52

Game 109 Fri. Nov. 6 7 PM

R6 #4 Henry Co. (5-5) 24

R6 #2 Dickson Co. (8-2) 20

Game 110 Fri. Nov. 6 7 PM

R5 #3 Gallatin (6-4) 7

R5 #2 Hendersonville (8-2) 54

Game 111 Fri. Nov. 6 7 PM

R6 #3 Hillsboro (6-4) 23

R5 #4 Smyrna (7-3) 27

Game 112 Fri. Nov. 6 7 PM

R6 #1 Glencliff (10-0) 21

R7 #1 Jackson Central-Merry (7-3) 17

Game 113 Fri. Nov. 6 7 PM

R8 #4 Kirby (7-3) 28

R8 #2 Collierville (9-4) 21

Game 114 Fri. Nov. 6 7 PM

R7 #3 Bartlett (5-5) 6

R7 #2 Munford (9-1) 21

Game 115 Fri. Nov. 6 7 PM

R8 #3 Houston (8-2) 23

R7 #4 Memphis Central (7-3) 7

Game 116 Fri. Nov. 6 7 PM

R8 #1 Germantown (8-2) 17

Second Round

Dobyns Bennett 44

Game 201
Fri. Nov. 13 7 PM

Science Hill 8

Farragut 3

Game 202
Fri. Nov. 13 7 PM

Oak Ridge 17

Franklin Co. 7

Game 203
Fri. Nov. 13 7 PM

Oakland 41

Lincoln Co. 14

Game 204
Fri. Nov. 13 7 PM

Riverdale 21

Brentwood 23

Game 205
Fri. Nov. 13 7 PM

Dickson Co. 19

Hendersonville 17

Game 206
Fri. Nov. 13 7 PM

Smyrna 9

Kirby 31

Game 207
Fri. Nov. 13 7 PM

Collierville 14

Houston 28

Game 208
Fri. Nov. 13 7 PM

Germantown 7

Quarterfinals

Dobyns Bennett 24

Game 301
Fri. Nov. 20 7 PM

Oak Ridge 21

Oakland 26

Game 302
Fri. Nov. 20 7 PM

Riverdale 7

Brentwood 23

Game 303
Fri. Nov. 20 7 PM

Hendersonville 33

Kirby 7

Game 304
Fri. Nov. 20 7 PM

Houston 17

Semifinals

Dobyns Bennett 7

Game 401
Fri. Nov. 27 7 PM

Oakland 21

Hendersonville 21

Game 402
Fri. Nov. 27 7 PM

Houston 14

Championship

Oakland 46

Game 501
Sat. Dec. 5 7 PM
Clinic Bowl @ Vanderbilt

Hendersonville 24

Oakland

STATE CHAMPION

Notes:

1997 Class 5A Football Playoffs

November 7 - December 6, 1997

First Round

R1 #1 Dobyns Bennett (9-1) 28

Game 101 Fri. Nov. 7 7 PM

R2 #4 Bearden (2-8) 0

R2 #2 Oak Ridge (7-3) 31

Game 102 Fri. Nov. 7 7 PM

R1 #3 Jefferson Co. (8-2) 13

R1 #2 Sevier Co. (8-2) 49

Game 103 Fri. Nov. 7 7 PM

R2 #3 Farragut (5-5) 28

R1 #4 William Blount (6-4) 7

Game 104 Fri. Nov. 7 7 PM

R2 #1 Clinton (8-2) 28

R3 #1 Red Bank (9-1) 39

Game 105 Fri. Nov. 7 7 PM

R4 #4 Columbia (7-3) 17

R4 #2 Coffee Co. (7-3) 36

Game 106 Fri. Nov. 7 7 PM

R3 #3 McMinn Co. (6-3) 57

R3 #2 Soddy-Daisy (9-1) 33

Game 107 Fri. Nov. 7 7 PM

R4 #3 Lincoln Co. (7-3) 6

R3 #4 Cookeville (6-4) 14

Game 108 Fri. Nov. 7 7 PM

R4 #1 Riverdale (9-1) 48

R5 #1 Hendersonville (8-2) 31

Game 109 Fri. Nov. 7 7 PM

R6 #4 McGavock (5-5) 14

R6 #2 Hillsboro (6-4) 21

Game 110 Fri. Nov. 7 7 PM

R5 #3 Brentwood (7-3) 31

R5 #2 Gallatin (6-4) 21

Game 111 Fri. Nov. 7 7 PM

R6 #3 Glencliff (6-4) 20

R5 #4 Mt. Juliet (6-4) 35

Game 112 Fri. Nov. 7 7 PM

R6 #1 Henry Co. (6-4) 12

R7 #1 Munford (9-1) 41

Game 113 Fri. Nov. 7 7 PM

R8 #4 Houston (4-6) 13

R8 #2 Collierville (8-2) 14

Game 114 Fri. Nov. 7 7 PM

R7 #3 Bartlett (7-3) 19

R7 #2 Millington (8-2) 13

Game 115 Fri. Nov. 7 7 PM

R8 #3 Whitehaven (7-3) 6

R7 #4 Memphis Central (4-6) 31

Game 116 Fri. Nov. 7 7 PM

R8 #1 Germantown (8-2) 54

Second Round

Dobyns Bennett 26

Game 201
Fri. Nov. 14 7 PM

Oak Ridge 7

Sevier Co. 49

Game 202
Fri. Nov. 14 7 PM

Clinton 7

Red Bank 13

Game 203
Fri. Nov. 14 7 PM

McMinn Co. 14

Soddy-Daisy 10

Game 204
Fri. Nov. 14 7 PM

Riverdale 20

Hendersonville 7

Game 205
Fri. Nov. 14 7 PM

Brentwood 28

Gallatin 3

Game 206
Fri. Nov. 14 7 PM

Mt. Juliet 20

Munford 20

Game 207
Fri. Nov. 14 7 PM

Bartlett 13

Millington 20

Game 208
Fri. Nov. 14 7 PM

Germantown 21

Quarterfinals

Dobyns Bennett 12

Game 301
Fri. Nov. 21 7 PM

Sevier Co. 33

McMinn Co. 0

Game 302
Fri. Nov. 21 7 PM

Riverdale 41

Brentwood 21

Game 303
Fri. Nov. 21 7 PM

Mt. Juliet 23

Munford 42

Game 304
Fri. Nov. 21 7 PM

Germantown 16

Semifinals

Sevier Co. 23

Game 401
Fri. Nov. 28 7 PM

Riverdale 45

Mt. Juliet 9

Game 402
Fri. Nov. 28 7 PM

Munford 10

Championship

Riverdale 34

Game 501
Sat. Dec. 6 7 PM
Clinic Bowl @ Vanderbilt

Munford 18

Riverdale

STATE CHAMPION

Notes: