Trousdale Co. High School
Football
Hartsville, TN

POSTSEASON HISTORY REPORT

GENERATED APRIL 25, 2024

Summary

Championship Record: 91-33
Appearances (42): 2022, 2021, 2020, 2019, 2018, 2017, 2016, 2015, 2014, 2013, 2012, 2011, 2010, 2009, 2008, 2007, 2006, 2005, 2004, 2003, 2002, 2001, 2000, 1999, 1998, 1997, 1996, 1995, 1994, 1993, 1992, 1991, 1990, 1989, 1988, 1978, 1977, 1976, 1975, 1974, 1973, 1972
Finals Appearances/Runners-up (13): 1972, 1973, 1974, 1975, 1990, 1993, 1997, 1998, 2005, 2008, 2009, 2013, 2018
Championships (9): 2013, 2009, 2008, 2005, 1998, 1997, 1993, 1990, 1972

Finals Appearances

Year	Class	Award	Detail
1972	Class AA	Team Champions	
1973	Class AA	Team Runner-Up	
1974	Class AA	Team Runner-Up	
1975	Class AA	Team Runner-Up	
1990	Class A	Team Champions	
1993	Class 1A	Team Champions	
1997	Class 1A	Team Champions	
1998	Class 1A	Team Champions	
2005	Class 1A	Team Champions	(15-0)
2008	Class 1A	Team Champions	(15-0)
2009	Class 2A	Team Champions	(13-1)
2013	Class 2A	Team Champions	(14-0)
2018	Class 2A	Team Runner-Up	(11-4)

Awards

Year	Award	Name	Class
1995	American General Mr. Football Lineman of the Year	Chad Evitts	Class 1A
1997	American General Mr. Football Lineman of the Year	Michael Scruggs	Class 1A
1998	American General Mr. Football Lineman of the Year	Michael Scruggs	Class 1A
2002	American General Mr. Football Back of the Year	T.T. Harper	Class 3A
2008	Tennessee Titans Mr. Football Kicker of the Year	Jared White	

2022 Class 2A State Football Playoffs

November 4 - December 3, 2022



Notes:

All times are local time. In the first and second rounds the higher seeded team shall be the host school. In the third round and semifinals in even-numbered years the bottom team in each bracket shall be the host team. If two teams from the same region meet in the third round, the team seeded higher in the region standings shall host.

2021 Class 2A State Football Playoffs

November 5 - December 4, 2021

Notes:

All times are local time. In the first and second rounds the higher seeded team shall be the host school. In the third round and semifinals in odd-numbered years the top team in each bracket shall be the host team. If two teams from the same region meet in the third round, the team seeded higher in the region standings shall host.

2020 Class 2A State Football Playoffs

November 6 - December 5, 2020

Notes:

All times are local time. In the first and second rounds the higher seeded team shall be the host school. In the third round and semifinals in even-numbered years the bottom team in each bracket shall be the host team. If two teams from the same region meet in the third round, the team seeded higher in the region standings shall host.

2019 Class 2A State Football Playoffs

November 8 - December 7, 2019

Notes:

All times are local time. In the first and second rounds the higher seeded team shall be the host school. In the third round and semifinals in odd-numbered years the top team in each bracket shall be the host team. If two teams from the same region meet in the third round, the team seeded higher in the region standings shall host.

2018 Class 2A State Football Playoffs

November 2 - November 29, 2018

First Round

R1 #1 South Greene (6-4) 44
Game 101 Fri. Nov. 2 7 PM
R2 #4 Wartburg Central (4-6) 26

R2 #2 Oneida (7-3) 23
Game 102 Fri. Nov. 2 7 PM
R1 #3 Happy Valley (5-5) 7

R2 #3 Rockwood (6-4) 7
Game 103 Fri. Nov. 2 7 PM
R1 #2 Hampton (5-5) 6

R1 #4 Sullivan North (5-5) 7
Game 104 Fri. Nov. 2 7 PM
R2 #1 Meigs Co. (10-0) 48

R3 #1 Tyner (9-1) 35
Game 105 Fri. Nov. 2 7 PM
R4 #4 East Robertson (5-5) 13

R4 #2 Trousdale Co. (7-3) 41
Game 106 Fri. Nov. 2 7 PM
R3 #3 Marion Co. (3-6) 8

R4 #3 Westmoreland (7-3) 14
Game 107 Fri. Nov. 2 7 PM
R3 #2 Polk Co. (6-4) 7

R3 #4 Bledsoe Co. (3-7) 15
Game 108 Fri. Nov. 2 7 PM
R4 #1 Watertown (10-0) 57

R5 #1 Lewis Co. (9-1) 36
Game 109 Fri. Nov. 2 7 PM
R6 #4 Houston Co. (7-3) 7

R6 #2 Riverside (9-1) 36
Game 110 Fri. Nov. 2 7 PM
R5 #3 Eagleville (7-3) 35

R6 #3 Hickman Co. (5-5) 6
Game 111 Fri. Nov. 2 7 PM
R5 #2 Columbia Academy (8-2) 24

R5 #4 Forrest (5-5) 19
Game 112 Fri. Nov. 2 7 PM
R6 #1 Waverly (7-3) 32

R7 #1 Peabody (9-1) 42
Game 113 Fri. Nov. 2 7 PM
R8 #4 MAHS (4-6) 0

R8 #2 Mitchell (6-4) 15
Oakhaven Stadium
Game 114 Fri. Nov. 2 7 PM
R7 #3 Trinity Christian (5-5) 19

R8 #3 Douglass (4-6) 13
Game 115 Fri. Nov. 2 7 PM
R7 #2 Union City (5-5) 49

R7 #4 Gibson Co. (7-3) 6
Game 116 Fri. Nov. 2 7 PM
R8 #1 Fairley (8-2) 36

Second Round

South Greene 23
Game 201
Fri. Nov. 9 7 PM
Oneida 21

Rockwood 14
Game 202
Fri. Nov. 9 7 PM
Meigs Co. 28

Tyner 0
Game 203
Fri. Nov. 9 7 PM
Trousdale Co. 35

Westmoreland 6
Game 204
Fri. Nov. 9 7 PM
Watertown 40

Lewis Co. 0
Game 205
Fri. Nov. 9 7 PM
Riverside 14

Columbia Academy 16
Game 206
Fri. Nov. 9 7 PM
Waverly 20

Peabody 41
Game 207
Fri. Nov. 9 7 PM
Trinity Christian 7

Union City 35
Game 208
Fri. Nov. 9 7 PM
Fairley 28

Quarterfinals

South Greene 13
Game 301
Fri. Nov. 16 7 PM
Meigs Co. 42

Trousdale Co. 15
Game 302
Fri. Nov. 16 7 PM
Watertown 8

Riverside 7
Game 303
Fri. Nov. 16 7 PM
Waverly 34

Peabody 35
Game 304
Fri. Nov. 16 7 PM
Union City 0

Semifinals

Meigs Co. 29
Game 401
Fri. Nov. 23 7 PM
Trousdale Co. 32

Waverly 21
Game 402
Fri. Nov. 23 7 PM
Peabody 35

Championship

Trousdale Co. 9
Game 501
Thu. Nov. 29 11 AM
TN Tech Univ.
Peabody 17

Peabody
STATE CHAMPION

Notes:
All times are local time. In the first and second rounds the higher seeded team shall be the host school. In the third round and semifinals in even-numbered years the bottom team in each bracket shall be the host team. If two teams from the same region meet in the third round, the team seeded higher in the region standings shall host.

Scoring Summary (Final)
2018 TSSAA Blue Cross Bowl
Trousdale County vs Peabody (Nov 29, 2018 at Cookeville, Tenn.)

Trousdale County (11-4) vs. Peabody (14-1)
Date: Nov 29, 2018 • Site: Cookeville, Tenn. • Stadium: Tucker Stadium
Attendance:

Score by Quarters	1	2	3	4	Total
Trousdale County	7	0	0	2	9
Peabody	3	7	7	0	17

Qtr	Time	Scoring Play	V-H
1st	03:43	PEABODY - Hicks, Isaiah 29 yd field goal, 10-40 4:08	0 - 3
	02:07	TROUS - Baines, Keyvont 5 yd run (Chasse, Heath kick), 4-78 1:36	7 - 3
2nd	06:18	PEABODY - Baugus, Cooper 38 yd run (Hicks, Isaiah kick), 9-69 2:28	7 - 10
3rd	06:53	PEABODY - Halbrook, Noah 51 yd pass from Baugus, Cooper (Hicks, Isaiah kick), 1-51 0:10	7 - 17
4th	07:58	TROUS - TEAM safety	9 - 17

Kickoff time: 11:00 am • End of Game: 1:41 • Total elapsed time: 2:41
Officials: Referee: Phillip Freels; Umpire: William Hillard; Linesman: Bill Fogarty;
Line judge: Adam Minner; Back judge: Nick Miller; Field judge: Darin Beeler;
Side judge: Justin Pratt; Center judge: Graves/Cox E-P;
Temperature: 41 • Wind: S @ 7 • Weather: Cloudy
Most Valuable Player: #3 Cooper Baugus (Peabody)

Team Statistics (Final)
2018 TSSAA Blue Cross Bowl
Trousdale County vs Peabody (Nov 29, 2018 at Cookeville, Tenn.)

	TROUS	PEABODY
FIRST DOWNS	11	8
Rushing	7	3
Passing	1	4
Penalty	3	1
NET YARDS RUSHING	177	54
Rushing Attempts	48	34
Average Per Rush	3.7	1.6
Rushing Touchdowns	1	1
Yards Gained Rushing	209	107
Yards Lost Rushing	32	53
NET YARDS PASSING	47	113
Completions-Attempts-Int	3-10-0	8-12-0
Average Per Attempt	4.7	9.4
Average Per Completion	15.7	14.1
Passing Touchdowns	0	1
TOTAL OFFENSE YARDS	224	167
Total offense plays	58	46
Average Gain Per Play	3.9	3.6
Fumbles: Number-Lost	1-1	1-1
Penalties: Number-Yards	6-45	9-86
PUNTS-YARDS	4-147	4-154
Average Yards Per Punt	36.8	38.5
Net Yards Per Punt	36.8	36.5
Inside 20	0	1
50+ Yards	0	0
Touchbacks	0	0
Fair catch	1	0
KICKOFFS-YARDS	2-85	5-228
Average Yards Per Kickoff	42.5	45.6
Net Yards Per Kickoff	10.0	34.8
Touchbacks	0	0
Fair Catch Yards	0	0
Punt returns: Number-Yards-TD	1-8-0	0-0-0
Average Per Return	8.0	0.0
Kickoff returns: Number-Yds-TD	5-54-0	2-65-0
Average Per Return	10.8	32.5
Interceptions: Number-Yds-TD	0-0-0	0-0-0
Fumble Returns: Number-Yds-TD	0-0-0	0-0-0
Miscellaneous Yards	0	0
Possession Time	25:58	22:02
1st Quarter	3:03	8:57
2nd Quarter	6:59	5:01
3rd Quarter	7:47	4:13
4th Quarter	8:09	3:51
Third-Down Conversions	5 of 14	2 of 12
Fourth-Down Conversions	0 of 4	2 of 3
Red-Zone Scores-Chances	1-4	1-2
Touchdowns	1-4	0-2
Field goals	0-4	1-2
Sacks By: Number-Yards	4-28	1-18
PAT Kicks	1-1	2-2
Field Goals	0-0	1-1
Points off turnovers	0	0

Individual Statistics (Final)
2018 TSSAA Blue Cross Bowl
Trousdale County vs Peabody (Nov 29, 2018 at Cookeville, Tenn.)

Trousdale County

Rushing	No.	Gain	Loss	Net	TD	Lg	Avg
Satterfield, D.	22	121	5	116	0	65	5.3
Hicks, Jayden	8	54	2	52	0	25	6.5
Baines, Keyvont	17	34	23	11	1	6	0.6
TEAM	1	0	2	-2	0	0	-2.0
Totals	48	209	32	177	1	65	3.7

Passing	C-A-I	Yds	TD	Long	Sack
Baines, Keyvont	3-10-0	47	0	39	1
Totals	3-10-0	47	0	39	1

Receiving	No.	Yards	TD	Long
Chumley, B.	2	39	0	39
Rankins, C.	1	8	0	8
Totals	3	47	0	39

Punting	No.	Yds	Avg	Long	In20	TB
Baines, Keyvont	4	147	36.8	46	0	0
Totals	4	147	36.8	46	0	0

	Punt			Kickoff			Intercept		
Returns	No	Yds	Lg	No	Yds	Lg	No	Yds	Lg
Chumley, B.	1	8	8	0	0	0	0	0	0
Hayward, J.	0	0	0	2	10	8	0	0	0
Satterfield, D.	0	0	0	3	44	17	0	0	0
Totals	1	8	8	5	54	17	0	0	0

Field goals	Qtr	Time	Dist	Result

Kickoffs	No.	Yards	Avg	TB	OB
Baines, Keyvont	2	85	42.5	0	0

All-purpose	Run	Rcv	KR	PR	IR	Total
Satterfield, D.	116	0	44	0	0	160
Hicks, Jayden	52	0	0	0	0	52
Chumley, B.	0	39	0	8	0	47
Baines, Keyvont	11	0	0	0	0	11

Peabody

Rushing	No.	Gain	Loss	Net	TD	Lg	Avg
Baugus, Cooper	15	62	34	28	1	38	1.9
Halbrook, Noah	5	25	0	25	0	12	5.0
Dickson, Jarel	10	20	3	17	0	5	1.7
Wilkins, J.	1	0	2	-2	0	0	-2.0
TEAM	3	0	14	-14	0	0	-4.7
Totals	34	107	53	54	1	38	1.6

Passing	C-A-I	Yds	TD	Long	Sack
Baugus, Cooper	8-12-0	113	1	51	4
Totals	8-12-0	113	1	51	4

Receiving	No.	Yards	TD	Long
Halbrook, Noah	4	81	1	51
Dickson, Jarel	2	17	0	9
Wilkins, J.	1	9	0	9
Hammonds, Eli	1	6	0	6
Totals	8	113	1	51

Punting	No.	Yds	Avg	Long	In20	TB
Franks, Bryce	4	154	38.5	48	1	0
Totals	4	154	38.5	48	1	0

	Punt			Kickoff			Intercept		
Returns	No	Yds	Lg	No	Yds	Lg	No	Yds	Lg
Franks, Bryce	0	0	0	1	0	0	0	0	0
Halbrook, Noah	0	0	0	1	65	65	0	0	0
Totals	0	0	0	2	65	65	0	0	0

Field goals	Qtr	Time	Dist	Result
Hicks, Isaiah	1st	03:43	29 yards	Good

Kickoffs	No.	Yards	Avg	TB	OB
Franks, Bryce	5	228	45.6	0	0

All-purpose	Run	Rcv	KR	PR	IR	Total
Halbrook, Noah	25	81	65	0	0	171
Dickson, Jarel	17	17	0	0	0	34
Baugus, Cooper	28	0	0	0	0	28
Wilkins, J.	-2	9	0	0	0	7

FUMBLES: Trousdale County-Satterfield, D. 1-1. Peabody-Baugus, Cooper 1-1.

Defensive Statistics (Final)
2018 TSSAA Blue Cross Bowl
Trousdale County vs Peabody (Nov 29, 2018 at Cookeville, Tenn.)

#	Trousdale County	Solo	Ast	Total	Sacks-Yds	TFL-Yds	FF	FR-Yds	Int-Yds	BrUp	Blks	QBH
52	Gregory, Jake	5	4	7.0	0.5-5	3.0-12	-	1-0	-	-	-	-
30	Hayward, J.	3	6	6.0	-	1.5-3	-	-	-	-	-	-
7	Claiborne, T.	2	6	5.0	-	-	1	-	-	-	-	-
23	Stafford, H.	4	1	4.5	-	-	-	-	-	-	-	-
72	Seay, Xavian	3	3	4.5	1.5-10	1.5-10	-	-	-	-	-	-
54	Hrobsky, Noah	2	4	4.0	1.5-8	1.5-8	-	-	-	-	-	-
8	Baines, Keyvont	2	0	2.0	-	-	-	-	-	-	-	-
4	Linarez, S.	1	2	2.0	-	-	-	-	-	-	-	-
6	Hicks, Jayden	1	0	1.0	-	-	-	-	-	-	-	-
11	Chumley, B.	1	0	1.0	-	-	-	-	-	1	-	-
9	Holder, Will	0	1	0.5	-	-	-	-	-	-	-	-
28	Hawkins, M.	0	1	0.5	0.5-5	0.5-5	-	-	-	-	-	-
T	TEAM	0	0	0.0	-	-	-	-	-	-	-	-
	Totals	24	28	38.0	4.0-28	8.0-38	1	1-0	0-0	1	0	0

#	Peabody	Solo	Ast	Total	Sacks-Yds	TFL-Yds	FF	FR-Yds	Int-Yds	BrUp	Blks	QBH
2	Wade, Courtlen	8	2	9.0	-	1.0-1	-	-	-	-	-	-
15	Hernandez, J.	5	4	7.0	-	1.0-2	1	1-0	-	-	-	1
10	Parks, M.	5	2	6.0	0.5-9	0.5-9	-	-	-	-	-	-
50	Eubanks, John	3	5	5.5	-	-	-	-	-	-	-	1
6	Albea, Jasper	4	2	5.0	-	2.0-4	-	-	-	-	-	-
86	Franks, Bryce	4	0	4.0	-	-	-	-	-	-	-	-
1	Hammonds, Eli	3	1	3.5	-	-	-	-	-	2	-	-
7	Halbrook, Noah	3	0	3.0	-	1.0-3	-	-	-	-	-	-
78	Johnson, B.	2	0	2.0	-	1.0-1	-	-	-	-	-	-
4	Dickson, Jarel	1	2	2.0	0.5-9	1.5-11	-	-	-	1	-	-
26	Jackson, Issiah	1	1	1.5	-	-	-	-	-	1	-	-
58	Wilson, Osiris	1	0	1.0	-	-	-	-	-	-	-	-
14	Vandiver, C.	1	0	1.0	-	-	-	-	-	-	-	-
8	Wilkins, J.	0	1	0.5	-	-	-	-	-	-	-	-
	Totals	41	20	51.0	1.0-18	8.0-31	1	1-0	0-0	4	0	2

Participation Report (Final)
2018 TSSAA Blue Cross Bowl
Trousdale County vs Peabody (Nov 29, 2018 at Cookeville, Tenn.)

Trousdale County: 4-Linarez, S., 5-Rankins, C., 6-Hicks, Jayden, 7-Claiborne, T., 8-Baines, Keyvont, 9-Holder, Will, 11-Chumley, B., 12-Chasse, Heath, 21-Satterfield, D., 23-Stafford, H., 28-Hawkins, M., 30-Hayward, J., 52-Gregory, Jake, 54-Hrobsky, Noah, 72-Seay, Xavian.

Peabody: 1-Hammonds, Eli, 2-Wade, Courtlen, 3-Baugus, Cooper, 4-Dickson, Jarel, 6-Albea, Jasper, 7-Halbrook, Noah, 8-Wilkins, J., 10-Parks, M., 14-Vandiver, C., 15-Hernandez, J., 19-Hicks, Isaiah, 26-Jackson, Issiah, 50-Eubanks, John, 58-Wilson, Osiris, 78-Johnson, B., 86-Franks, Bryce.

Drive Chart (By Team) (Final)
2018 TSSAA Blue Cross Bowl
Trousdale County vs Peabody (Nov 29, 2018 at Cookeville, Tenn.)

		Drive Started			Drive Ended			Consumed	
Team	Qtr	Spot	Time	Obtained	Spot	Time	How lost	Pl - Yds	TOP
TROUS	1st	T06	09:18	Fumble	T13	07:51	Punt	3 - 7	1:27
TROUS		T22	03:43	Kickoff	P00	02:07	*TOUCHDOWN	4 - 78	1:36 .
TROUS	2nd	T34	12:00	Punt	T35	08:46	Punt	7 - 1	3:14
TROUS		T33	06:18	Kickoff	P34	02:45	Downs	9 - 33	3:33
TROUS		P49	00:12	Punt	T49	00:00	End of half	2 - (2)	0:12
TROUS	3rd	T28	12:00	Kickoff	T27	11:20	Punt	3 - (1)	0:40
TROUS		T01	09:06	Punt	T05	07:03	Punt	3 - 4	2:03
TROUS		T17	06:53	Kickoff	P09	02:10	Downs	10 - 74	4:43 .
TROUS		P43	00:21	Punt	P18	09:47	Fumble	6 - 25	2:34 .
TROUS	4th	T46	07:58	Kickoff	P24	02:02	Downs	11 - 30	5:56 .

Trousdale County	1st Qtr	2nd Qtr	3rd Qtr	4th Qtr	1st Half	2nd Half	Total
Time of possession	03:03	06:59	07:47	08:09	10:02	15:56	25:58
3rd down conversions	1-2	1-4	1-4	2-4	2-6	3-8	5-14
Average field position	T14	T39	T25	T46	T29	T29	T29
4th down conversions	0-0	0-1	0-1	0-2	0-1	0-3	0-4

		Drive Started			Drive Ended			Consumed	
Team	Qtr	Spot	Time	Obtained	Spot	Time	How lost	Pl - Yds	TOP
PEABOD	1st	T30	12:00	Kickoff	T06	09:18	Fumble	6 - 24	2:42 .
PEABOD		P48	07:51	Punt	T12	03:43	*FIELD GOAL	10 - 40	4:08 .
PEABOD		P30	02:07	Kickoff	P23	00:00	Punt	3 - (7)	2:07
PEABOD	2nd	P31	08:46	Punt	T00	06:18	*TOUCHDOWN	9 - 69	2:28
PEABOD		P34	02:45	Downs	P23	00:12	Punt	3 - (11)	2:33
PEABOD	3rd	P40	12:00	Possession	P40	12:00	Kickoff	0 - 0	0:00
PEABOD		P46	11:20	Punt	T49	09:06	Punt	3 - 5	2:14
PEABOD		P49	07:03	Punt	T00	06:53	*TOUCHDOWN	1 - 51	0:10
PEABOD		P09	02:10	Downs	P14	00:21	Punt	3 - 5	1:49
PEABOD	4th	P18	09:47	Fumble	P00	07:58	*SAFETY	3 - (18)	1:49
PEABOD		P24	02:02	Downs	P22	00:00	End of half	6 - (2)	2:02

Peabody	1st Qtr	2nd Qtr	3rd Qtr	4th Qtr	1st Half	2nd Half	Total
Time of possession	08:57	05:01	04:13	03:51	13:58	08:04	22:02
3rd down conversions	0-4	1-3	0-2	1-3	1-7	1-5	2-12
Average field position	P49	P32	P34	P21	P42	P29	P35
4th down conversions	1-2	1-1	0-0	0-0	2-3	0-0	2-3

Drive Chart (By Quarter) (Final)
2018 TSSAA Blue Cross Bowl
Trousdale County vs Peabody (Nov 29, 2018 at Cookeville, Tenn.)

		Drive Started			Drive Ended			Consumed	
Team	Qtr	Spot	Time	Obtained	Spot	Time	How lost	Pl - Yds	TOP
PEABOD	1st	T30	12:00	Kickoff	T06	09:18	Fumble	6 - 24	2:42 .
TROUS		T06	09:18	Fumble	T13	07:51	Punt	3 - 7	1:27
PEABOD		P48	07:51	Punt	T12	03:43	*FIELD GOAL	10 - 40	4:08 .
TROUS		T22	03:43	Kickoff	P00	02:07	*TOUCHDOWN	4 - 78	1:36 .
PEABOD		P30	02:07	Kickoff	P23	00:00	Punt	3 - (7)	2:07
TROUS	2nd	T34	12:00	Punt	T35	08:46	Punt	7 - 1	3:14
PEABOD		P31	08:46	Punt	T00	06:18	*TOUCHDOWN	9 - 69	2:28
TROUS		T33	06:18	Kickoff	P34	02:45	Downs	9 - 33	3:33
PEABOD		P34	02:45	Downs	P23	00:12	Punt	3 - (11)	2:33
TROUS		P49	00:12	Punt	T49	00:00	End of half	2 - (2)	0:12
PEABOD	3rd	P40	12:00	Possession	P40	12:00	Kickoff	0 - 0	0:00
TROUS		T28	12:00	Kickoff	T27	11:20	Punt	3 - (1)	0:40
PEABOD		P46	11:20	Punt	T49	09:06	Punt	3 - 5	2:14
TROUS		T01	09:06	Punt	T05	07:03	Punt	3 - 4	2:03
PEABOD		P49	07:03	Punt	T00	06:53	*TOUCHDOWN	1 - 51	0:10
TROUS		T17	06:53	Kickoff	P09	02:10	Downs	10 - 74	4:43 .
PEABOD		P09	02:10	Downs	P14	00:21	Punt	3 - 5	1:49
TROUS		P43	00:21	Punt	P18	09:47	Fumble	6 - 25	2:34 .
PEABOD	4th	P18	09:47	Fumble	P00	07:58	*SAFETY	3 - (18)	1:49
TROUS		T46	07:58	Kickoff	P24	02:02	Downs	11 - 30	5:56 .
PEABOD		P24	02:02	Downs	P22	00:00	End of half	6 - (2)	2:02

Play-by-Play Summary (1st quarter)
Trousdale County vs Peabody (Nov 29, 2018 at Cookeville, Tenn.)

Captains for Peabody: 58,8,10,7
Captains for Trousdale County: 7, 52
Peabody has won the toss. They will receive the football.
Trousdale County will defend the north end zone.

1-10	Trous 40	TROUS ball on TROUS40.	
		Baines, Keyvont kickoff 55 yards to the PEABODY5, Halbrook, Noah return 65 yards to the TROUS30, out-of-bounds (Baines, Keyvont).	
1-10	Trous 30	Dickson, Jarel rush for 5 yards to the TROUS25 (Seay, Xavian).	
2-5	Trous 25	Halbrook, Noah rush for 12 yards to the TROUS13, 1ST DOWN PEABODY, out-of-bounds (Linarez, S.).	R1
1-10	Trous 13	Dickson, Jarel rush for 5 yards to the TROUS8 (Claiborne, T.;Hrobsky, Noah).	
2-5	Trous 08	Timeout Peabody, clock 10:37.	
2-5	Trous 08	Wilkins, J. rush for loss of 2 yards to the TROUS10 (Hayward, J.;Gregory, Jake).	
3-7	Trous 10	PENALTY TROUS encroachment (Hayward, J.) 5 yards to the TROUS5.	
3-2	Trous 05	Dickson, Jarel rush for no gain to the TROUS5 (Claiborne, T.).	
4-2	Trous 05	Baugus, Cooper rush for 1 yard to the TROUS4, fumble forced by Claiborne, T., fumble by Baugus, Cooper recovered by TROUS Gregory, Jake at TROUS6.	

6 plays, 24 yards, 2:42

TROUSDALE COUNTY drive start at 09:18.

1-10	Trous 06	Baines, Keyvont rush for 2 yards to the TROUS8 (Hernandez, J.;Eubanks, John).	
2-8	Trous 08	Baines, Keyvont pass incomplete to Hicks, Jayden.	
3-8	Trous 08	Baines, Keyvont rush for 5 yards to the TROUS13 (Hammonds, Eli;Eubanks, John).	
4-3	Trous 13	Baines, Keyvont punt 39 yards to the PEABODY48, downed.	

3 plays, 7 yards, 1:27

PEABODY drive start at 07:51.

1-10	Peabody 48	PENALTY TROUS encroachment (Hawkins, M.) 5 yards to the TROUS47.	
1-5	Trous 47	Baugus, Cooper pass incomplete to Hammonds, Eli, dropped pass (Chumley, B.).	
2-5	Trous 47	PENALTY PEABODY false start (Walters, A.) 5 yards to the PEABODY48.	
2-10	Peabody 48	Baugus, Cooper pass complete to Dickson, Jarel for 3 yards to the TROUS49 (Claiborne, T.;Baines, Keyvont), PENALTY PEABODY illegal formation 5 yards to the PEABODY43, NO PLAY.	
2-15	Peabody 43	Halbrook, Noah rush for 9 yards to the TROUS48, out-of-bounds (Stafford, H.).	
3-6	Trous 48	Baugus, Cooper pass incomplete to Halbrook, Noah, PENALTY TROUS roughing passer (Stafford, H.) 15 yards to the TROUS33, 1ST DOWN PEABODY, NO PLAY.	X2
1-10	Trous 33	Dickson, Jarel rush for 2 yards to the TROUS31 (Hayward, J.;Gregory, Jake).	
2-8	Trous 31	Dickson, Jarel rush for 1 yard to the TROUS30 (Hayward, J.;Stafford, H.).	
3-7	Trous 30	Dickson, Jarel rush for 2 yards to the TROUS28 (Claiborne, T.;Seay, Xavian).	
4-5	Trous 28	Baugus, Cooper pass complete to Halbrook, Noah for 14 yards to the TROUS14, 1ST DOWN PEABODY, out-of-bounds (Stafford, H.).	P3
1-10	Trous 14	Halbrook, Noah rush for 13 yards to the TROUS1 (Ford, Alex), PENALTY PEABODY illegal block (Hannah, Rafe) 13 yards to the TROUS27, NO PLAY.	
1-23	Trous 27	Baugus, Cooper pass complete to Dickson, Jarel for 9 yards to the TROUS18 (Chumley, B.).	
2-14	Trous 18	Baugus, Cooper pass complete to Hammonds, Eli for 6 yards to the TROUS12 (Linarez, S.;Claiborne, T.).	
3-8	Trous 12	Baugus, Cooper pass incomplete to Halbrook, Noah.	
4-8	Trous 12	Hicks, Isaiah field goal attempt from 29 GOOD, clock 03:43.	

Peabody 3, Trousdale County 0

10 plays, 40 yards, 4:08

Franks, Bryce kickoff 40 yards to the TROUS20, Hayward, J. return 2 yards to the TROUS22 (Parks, M.).

TROUSDALE COUNTY drive start at 03:43.

1-10	Trous 22	Baines, Keyvont pass complete to Chumley, B. for no gain to the TROUS22 (Franks, Bryce).	
2-10	Trous 22	Hicks, Jayden rush for 8 yards to the TROUS30, out-of-bounds (Wade, Courtlen).	
3-2	Trous 30	Satterfield, D. rush for 65 yards to the PEABODY5, 1ST DOWN TROUS (Hammonds, Eli), clock 02:36.	R1
1-G	Peabody 05	Timeout Trousdale County, clock 02:12.	
1-G	Peabody 05	Baines, Keyvont rush for 5 yards to the PEABODY0, TOUCHDOWN, clock 02:07.	
1-G	Peabody 03	Chasse, Heath kick attempt good.	

Trousdale County 7, Peabody 3

4 plays, 78 yards, 1:36

Baines, Keyvont kickoff 30 yards to the PEABODY30, Franks, Bryce return 0 yards to the PEABODY30.

PEABODY drive start at 02:07.

1-10	Peabody 30	Dickson, Jarel rush for 2 yards to the PEABODY32 (Seay, Xavian).
2-8	Peabody 32	Baugus, Cooper rush for loss of 3 yards to the PEABODY29 (Gregory, Jake).
3-11	Peabody 29	Baugus, Cooper sacked for loss of 6 yards to the PEABODY23 (Hrobsky, Noah;Seay, Xavian).
4-17	Peabody 23	Franks, Bryce punt 43 yards to the TROUS34, downed.

3 plays, minus 7 yards, 2:07

TROUSDALE COUNTY drive start at 00:00.

END OF 1st QUARTER: Trousdale County 7, Peabody 3

Play-by-Play Summary (1st quarter)
Trousdale County vs Peabody (Nov 29, 2018 at Cookeville, Tenn.)

		Time	1st Downs				Conversions				
Quarter Summary	Score	Poss	R	P	X	T	3rd	4th	Rushing	Passing	Penalties
Trousdale County	7	03:03	1	0	0	1	1-2	0-0	5-85	1-2-0-0	3-25
Peabody	3	08:57	1	1	1	3	0-4	1-2	13-26	3-5-0-29	3-23

Quickie Statistics (1st quarter)
Trousdale County vs Peabody (Nov 29, 2018 at Cookeville, Tenn.)

	TROUS	PEABODY
Score	7	3
FIRST DOWNS	1	3
RUSHES-YARDS (NET)	5-85	13-26
PASSING YDS (NET)	0	29
Passes Att-Comp-Int	2-1-0	5-3-0
TOTAL OFFENSE PLAYS-YARDS	7-85	18-55
Fumble Returns-Yards	0-0	0-0
Punt Returns-Yards	0-0	0-0
Kickoff Returns-Yards	1-2	2-65
Interception Returns-Yards	0-0	0-0
Punts (Number-Avg)	1-39.0	1-43.0
Fumbles-Lost	0-0	1-1
Penalties-Yards	3-25	3-23
Possession Time	03:03	08:57
Third-Down Conversions	1 of 2	0 of 4
Fourth-Down Conversions	0 of 0	1 of 2

Trousdale County

Rushing	No.	Gain	Loss	Net	TD	Lg	Avg
Satterfield, D.	1	65	0	65	0	65	65.0
Baines, Keyvont	3	12	0	12	1	5	4.0
Hicks, Jayden	1	8	0	8	0	8	8.0

Passing	C-A-I	Yds	TD	Long	Sack
Baines, Keyvont	1-2-0	0	0	0	0

Receiving	No.	Yards	TD	Long
Chumley, B.	1	0	0	0

Punting	No.	Yds	Avg	Long	In20	TB
Baines, Keyvont	1	39	39.0	39	0	0

Punt Returns	No.	Yards	TD	Long

Kick Returns	No.	Yards	TD	Long
Hayward, J.	1	2	0	2

Tackles	UA-A	Total	Sacks	TFL
Claiborne, T.	2-3	3.5	0.0	0.0
Seay, Xavian	2-2	3.0	0.5	0.5
Stafford, H.	2-1	2.5	0.0	0.0
Gregory, Jake	1-2	2.0	0.0	1.5

Peabody

Rushing	No.	Gain	Loss	Net	TD	Lg	Avg
Halbrook, Noah	2	21	0	21	0	12	10.5
Dickson, Jarel	7	17	0	17	0	5	2.4
Wilkins, J.	1	0	2	-2	0	0	-2.0
Baugus, Cooper	3	0	10	-10	0	1	-3.3

Passing	C-A-I	Yds	TD	Long	Sack
Baugus, Cooper	3-5-0	29	0	14	1

Receiving	No.	Yards	TD	Long
Halbrook, Noah	1	14	0	14
Dickson, Jarel	1	9	0	9
Hammonds, Eli	1	6	0	6

Punting	No.	Yds	Avg	Long	In20	TB
Franks, Bryce	1	43	43.0	43	0	0

Punt Returns	No.	Yards	TD	Long

Kick Returns	No.	Yards	TD	Long
Franks, Bryce	1	0	0	0
Halbrook, Noah	1	65	0	65

Tackles	UA-A	Total	Sacks	TFL
Hammonds, Eli	1-1	1.5	0.0	0.0
Franks, Bryce	1-0	1.0	0.0	0.0
Wade, Courtlen	1-0	1.0	0.0	0.0
Parks, M.	1-0	1.0	0.0	0.0

Qtr	Time	Scoring Play	V-H
1st	03:43	PEABODY - Hicks, Isaiah 29 yd field goal, 10-40 4:08	0 - 3
	02:07	TROUS - Baines, Keyvont 5 yd run (Chasse, Heath kick), 4-78 1:36	7 - 3

Play-by-Play Summary (2nd quarter)
Trousdale County vs Peabody (Nov 29, 2018 at Cookeville, Tenn.)

1-10	Trous 34	Start of 2nd quarter, clock 12:00.	
1-10	Trous 34	Satterfield, D. rush for 1 yard to the TROUS35 (Eubanks, John).	
2-9	Trous 35	Timeout Trousdale County, clock 11:11.	
2-9	Trous 35	Baines, Keyvont pass complete to Rankins, C. for 8 yards to the TROUS43 (Wade, Courtlen).	
3-1	Trous 43	Satterfield, D. rush for 6 yards to the TROUS49, 1ST DOWN TROUS (Hernandez, J.).	R2
1-10	Trous 49	Baines, Keyvont rush for 1 yard to the 50 yardline, clock 09:48, PENALTY TROUS holding (Satterfield, D.) 10 yards to the TROUS40.	
1-19	Trous 40	1st and 19.	
1-19	Trous 40	PENALTY TROUS false start (Hayward, J.) 5 yards to the TROUS35.	
1-24	Trous 35	Baines, Keyvont rush for 2 yards to the TROUS37, out-of-bounds.	
2-22	Trous 37	Satterfield, D. rush for loss of 2 yards to the TROUS35 (Albea, Jasper).	
3-24	Trous 35	Baines, Keyvont pass incomplete to Hicks, Jayden, dropped pass (Hammonds, Eli).	
4-24	Trous 35	Baines, Keyvont punt 35 yards to the PEABODY30, fair catch by Hammonds, Eli.	

7 plays, 1 yard, 3:14

PEABODY drive start at 08:46.

1-10	Peabody 30	PEABODY ball on PEABODY31.	
1-10	Peabody 31	Halbrook, Noah rush for 1 yard to the PEABODY32, out-of-bounds (Stafford, H.).	
2-9	Peabody 32	Baugus, Cooper pass complete to Halbrook, Noah for 10 yards to the PEABODY42, 1ST DOWN PEABODY (Hayward, J.).	P4
1-10	Peabody 42	Dickson, Jarel rush for 1 yard to the PEABODY43 (Claiborne, T.;Hrobsky, Noah).	
2-9	Peabody 43	Baugus, Cooper rush for 4 yards to the PEABODY47, out-of-bounds (Gregory, Jake).	
3-5	Peabody 47	Baugus, Cooper pass complete to Dickson, Jarel for 8 yards to the TROUS45, 1ST DOWN PEABODY (Linarez, S.;Holder, Will).	P5
1-10	Trous 45	Halbrook, Noah rush for 1 yard to the TROUS44 (Stafford, H.).	
2-9	Trous 44	Baugus, Cooper pass complete to Halbrook, Noah for 6 yards to the TROUS38, out-of-bounds (Baines, Keyvont).	
3-3	Trous 38	Baugus, Cooper pass incomplete to Hammonds, Eli.	
4-3	Trous 38	Timeout Peabody, clock 06:28.	
4-3	Trous 38	Baugus, Cooper rush for 38 yards to the TROUS0, 1ST DOWN PEABODY, TOUCHDOWN, clock 06:18	R6
1-G	Trous 03	Hicks, Isaiah kick attempt good.	

Peabody 10, Trousdale County 7

9 plays, 69 yards, 2:28

Franks, Bryce kickoff 35 yards to the TROUS25, Hayward, J. return 8 yards to the TROUS33, out-of-bounds (Hernandez, J.).

TROUSDALE COUNTY drive start at 06:18.

1-10	Trous 33	Satterfield, D. rush for loss of 1 yard to the TROUS32 (Johnson, B.).	
2-11	Trous 32	Timeout Trousdale County, clock 05:27.	
2-11	Trous 32	Baines, Keyvont rush for 2 yards to the TROUS34 (Eubanks, John).	
3-9	Trous 34	Baines, Keyvont pass incomplete to Satterfield, D., dropped pass.	
4-9	Trous 34	Baines, Keyvont punt 55 yards to the PEABODY11, downed, PENALTY PEABODY illegal participation 15 yards to the TROUS49, 1ST DOWN TROUS, NO PLAY.	X3
1-10	Trous 49	Baines, Keyvont rush for 6 yards to the PEABODY45 (Albea, Jasper).	
2-4	Peabody 45	Satterfield, D. rush for 5 yards to the PEABODY40, 1ST DOWN TROUS (Jackson, Issiah).	R4
1-10	Peabody 40	Satterfield, D. rush for 3 yards to the PEABODY37 (Wade, Courtlen).	
2-7	Peabody 37	Baines, Keyvont pass incomplete to Satterfield, D. (Dickson, Jarel).	
3-7	Peabody 37	Baines, Keyvont rush for 3 yards to the PEABODY34, out-of-bounds (Parks, M.).	
4-4	Peabody 34	Baines, Keyvont pass incomplete to Hicks, Jayden (Jackson, Issiah).	

9 plays, 33 yards, 3:33

PEABODY drive start at 02:45.

1-10	Peabody 34	Baugus, Cooper rush for 1 yard to the PEABODY35 (Gregory, Jake).
2-9	Peabody 35	Baugus, Cooper sacked for loss of 7 yards to the PEABODY28 (Seay, Xavian).
3-16	Peabody 28	Timeout Peabody, clock 01:00.
3-16	Peabody 28	Baugus, Cooper sacked for loss of 5 yards to the PEABODY23 (Hrobsky, Noah).
4-21	Peabody 23	Franks, Bryce punt 26 yards to the PEABODY49, downed.

3 plays, minus 11 yards, 2:33

TROUSDALE COUNTY drive start at 00:12.

1-10	Peabody 49	Baines, Keyvont pass incomplete to Chumley, B. (Hammonds, Eli).
2-10	Peabody 49	TEAM rush for loss of 2 yards to the TROUS49.
		End of half, clock 00:00.

2 plays, minus 2 yards, 0:12

END OF 2nd QUARTER: Peabody 10, Trousdale County 7

		Time	1st Downs				Conversions				
Quarter Summary	Score	Poss	R	P	X	T	3rd	4th	Rushing	Passing	Penalties
Trousdale County	0	06:59	2	0	1	3	1-4	0-1	12-24	1-6-0-8	2-15
Peabody	7	05:01	1	2	0	3	1-3	1-1	8-34	3-4-0-24	1-15

Quickie Statistics (Halftime)
Trousdale County vs Peabody (Nov 29, 2018 at Cookeville, Tenn.)

	TROUS	PEABODY
Score	7	10
FIRST DOWNS	4	6
RUSHES-YARDS (NET)	17-109	21-60
PASSING YDS (NET)	8	53
Passes Att-Comp-Int	8-2-0	9-6-0
TOTAL OFFENSE PLAYS-YARDS	25-117	30-113
Fumble Returns-Yards	0-0	0-0
Punt Returns-Yards	0-0	0-0
Kickoff Returns-Yards	2-10	2-65
Interception Returns-Yards	0-0	0-0
Punts (Number-Avg)	2-37.0	2-34.5
Fumbles-Lost	0-0	1-1
Penalties-Yards	5-40	4-38
Possession Time	10:02	13:58
Third-Down Conversions	2 of 6	1 of 7
Fourth-Down Conversions	0 of 1	2 of 3

Trousdale County

Rushing	No.	Gain	Loss	Net	TD	Lg	Avg
Satterfield, D.	7	80	3	77	0	65	11.0
Baines, Keyvont	8	26	0	26	1	6	3.2
Hicks, Jayden	1	8	0	8	0	8	8.0
TEAM	1	0	2	-2	0	0	-2.0

Passing	C-A-I	Yds	TD	Long	Sack
Baines, Keyvont	2-8-0	8	0	8	0

Receiving	No.	Yards	TD	Long
Rankins, C.	1	8	0	8
Chumley, B.	1	0	0	0

Punting	No.	Yds	Avg	Long	In20	TB
Baines, Keyvont	2	74	37.0	39	0	0

Punt Returns	No.	Yards	TD	Long

Kick Returns	No.	Yards	TD	Long
Hayward, J.	2	10	0	8

Tackles	UA-A	Total	Sacks	TFL
Stafford, H.	4-1	4.5	0.0	0.0
Gregory, Jake	3-2	4.0	0.0	1.5
Seay, Xavian	3-2	4.0	1.5	1.5
Claiborne, T.	2-4	4.0	0.0	0.0

Peabody

Rushing	No.	Gain	Loss	Net	TD	Lg	Avg
Halbrook, Noah	4	23	0	23	0	12	5.8
Baugus, Cooper	8	43	22	21	1	38	2.6
Dickson, Jarel	8	18	0	18	0	5	2.2
Wilkins, J.	1	0	2	-2	0	0	-2.0

Passing	C-A-I	Yds	TD	Long	Sack
Baugus, Cooper	6-9-0	53	0	14	3

Receiving	No.	Yards	TD	Long
Halbrook, Noah	3	30	0	14
Dickson, Jarel	2	17	0	9
Hammonds, Eli	1	6	0	6

Punting	No.	Yds	Avg	Long	In20	TB
Franks, Bryce	2	69	34.5	43	0	0

Punt Returns	No.	Yards	TD	Long

Kick Returns	No.	Yards	TD	Long
Franks, Bryce	1	0	0	0
Halbrook, Noah	1	65	0	65

Tackles	UA-A	Total	Sacks	TFL
Wade, Courtlen	3-0	3.0	0.0	0.0
Eubanks, John	2-2	3.0	0.0	0.0
Hernandez, J.	2-1	2.5	0.0	0.0
Albea, Jasper	2-0	2.0	0.0	1.0

Qtr	Time	Scoring Play	V-H
1st	03:43	PEABODY - Hicks, Isaiah 29 yd field goal, 10-40 4:08	0 - 3
	02:07	TROUS - Baines, Keyvont 5 yd run (Chasse, Heath kick), 4-78 1:36	7 - 3
2nd	06:18	PEABODY - Baugus, Cooper 38 yd run (Hicks, Isaiah kick), 9-69 2:28	7 - 10

Play-by-Play Summary (3rd quarter)
Trousdale County vs Peabody (Nov 29, 2018 at Cookeville, Tenn.)

Start of 3rd quarter, clock 12:00.
3-12 Trous 49 Change of possession, PEABODY ball on PEABODY40, 1st and 10.
PEABODY drive start at 12:00.
Franks, Bryce kickoff 49 yards to the TROUS11, Satterfield, D. return 17 yards to the TROUS28 (Wade, Courtlen).
TROUSDALE COUNTY drive start at 12:00.
1-10 Trous 28 Baines, Keyvont rush for 2 yards to the TROUS30, out-of-bounds (Parks, M.).
2-8 Trous 30 Baines, Keyvont rush for loss of 3 yards to the TROUS27, out-of-bounds (Halbrook, Noah).
3-11 Trous 27 Baines, Keyvont pass incomplete to Rankins, C., QB hurry by Hernandez, J., QB hurry by Eubanks, John.
4-11 Trous 27 Baines, Keyvont punt 27 yards to the PEABODY46, downed.
3 plays, minus 1 yard, 0:40
PEABODY drive start at 11:20.
1-10 Peabody 46 Dickson, Jarel rush for loss of 3 yards to the PEABODY43 (Gregory, Jake).
2-13 Peabody 43 Baugus, Cooper rush for 6 yards to the PEABODY49 (Gregory, Jake).
3-7 Peabody 49 Baugus, Cooper rush for 2 yards to the TROUS49 (Claiborne, T.;Hayward, J.).
4-5 Trous 49 Franks, Bryce punt 48 yards to the TROUS1, downed.
3 plays, 5 yards, 2:14
TROUSDALE COUNTY drive start at 09:06.
1-10 Trous 01 Baines, Keyvont rush for 1 yard to the TROUS2 (Franks, Bryce).
2-9 Trous 02 Baines, Keyvont rush for no gain to the TROUS2 (Parks, M.).
3-9 Trous 02 Satterfield, D. rush for 3 yards to the TROUS5 (Albea, Jasper;Eubanks, John).
4-6 Trous 05 Baines, Keyvont punt 46 yards to the PEABODY49, downed.
3 plays, 4 yards, 2:03
PEABODY drive start at 07:03.
1-10 Peabody 49 Baugus, Cooper pass complete to Halbrook, Noah for 51 yards to the TROUS0, 1ST DOWN PEABODY, TOUCHDOWN, clock 06:53. P7
1-G Trous 03 PENALTY PEABODY false start (Johnson, B.) 5 yards to the TROUS8.
1-G Trous 08 Hicks, Isaiah kick attempt good.

Peabody 17, Trousdale County 7

1 play, 51 yards, 0:10
Franks, Bryce kickoff 57 yards to the TROUS3, Satterfield, D. return 14 yards to the TROUS17 (Vandiver, C.).
TROUSDALE COUNTY drive start at 06:53.
1-10 Trous 17 Satterfield, D. rush for no gain to the TROUS17 (Hernandez, J.;Eubanks, John).
2-10 Trous 17 Satterfield, D. rush for 16 yards to the TROUS33, 1ST DOWN TROUS, out-of-bounds (Hernandez, J.). R5
1-10 Trous 33 Satterfield, D. rush for loss of 1 yard to the TROUS32 (Wade, Courtlen).
2-11 Trous 32 Baines, Keyvont rush for loss of 2 yards to the TROUS30, out-of-bounds (Dickson, Jarel).
3-13 Trous 30 Baines, Keyvont pass complete to Chumley, B. for 39 yards to the PEABODY31, 1ST DOWN TROUS. P6
1-10 Peabody 31 Satterfield, D. rush for 1 yard to the PEABODY30 (Wade, Courtlen), PENALTY PEABODY personal foul (Eubanks, John) 15 yards to the PEABODY15, 1ST DOWN TROUS. X7
1-10 Peabody 15 1st and 10.
1-10 Peabody 15 Baines, Keyvont rush for no gain to the PEABODY15 (Eubanks, John).
2-10 Peabody 15 Satterfield, D. rush for 2 yards to the PEABODY13 (Franks, Bryce).
3-8 Peabody 13 Baines, Keyvont rush for 3 yards to the PEABODY10 (Hernandez, J.).
4-5 Peabody 10 Satterfield, D. rush for 1 yard to the PEABODY9 (Halbrook, Noah).
10 plays, 74 yards, 4:43
PEABODY drive start at 02:10.
1-10 Peabody 09 Baugus, Cooper rush for 1 yard to the PEABODY10 (Hayward, J.).
2-9 Peabody 10 PENALTY PEABODY false start (Eubanks, John) 5 yards to the PEABODY5.
2-14 Peabody 05 Baugus, Cooper pass complete to Wilkins, J. for 9 yards to the PEABODY14 (Hicks, Jayden).
3-5 Peabody 14 Baugus, Cooper pass incomplete to Parks, Josh.
4-5 Peabody 14 Franks, Bryce punt 37 yards to the TROUS49, Chumley, B. return 8 yards to the PEABODY43 (Parks, M.).
3 plays, 5 yards, 1:49
TROUSDALE COUNTY drive start at 00:21.
1-10 Peabody 43 Baines, Keyvont rush for 2 yards to the PEABODY41, out-of-bounds.
2-8 Peabody 41 Satterfield, D. rush for no gain to the PEABODY41 (Halbrook, Noah), PENALTY PEABODY personal foul (Hernandez, J.) 15 yards to the PEABODY26, 1ST DOWN TROUS. X8
1-10 Peabody 26 1st and 10.

END OF 3rd QUARTER: Peabody 17, Trousdale County 7

		Time	1st Downs				Conversions				
Quarter Summary	Score	Poss	R	P	X	T	3rd	4th	Rushing	Passing	Penalties
Trousdale County	0	07:47	1	1	2	4	1-4	0-1	16-25	1-2-0-39	0-0
Peabody	7	04:13	0	1	0	1	0-2	0-0	4-6	2-3-0-60	4-40

Quickie Statistics (3rd quarter)
Trousdale County vs Peabody (Nov 29, 2018 at Cookeville, Tenn.)

	TROUS	PEABODY
Score	7	17
FIRST DOWNS	8	7
RUSHES-YARDS (NET)	33-134	25-66
PASSING YDS (NET)	47	113
Passes Att-Comp-Int	10-3-0	12-8-0
TOTAL OFFENSE PLAYS-YARDS	43-181	37-179
Fumble Returns-Yards	0-0	0-0
Punt Returns-Yards	1-8	0-0
Kickoff Returns-Yards	4-41	2-65
Interception Returns-Yards	0-0	0-0
Punts (Number-Avg)	4-36.8	4-38.5
Fumbles-Lost	0-0	1-1
Penalties-Yards	5-40	8-78
Possession Time	17:49	18:11
Third-Down Conversions	3 of 10	1 of 9
Fourth-Down Conversions	0 of 2	2 of 3

Trousdale County

Rushing	No.	Gain	Loss	Net	TD	Lg	Avg
Satterfield, D.	15	103	4	99	0	65	6.6
Baines, Keyvont	16	34	5	29	1	6	1.8
Hicks, Jayden	1	8	0	8	0	8	8.0
TEAM	1	0	2	-2	0	0	-2.0

Passing	C-A-I	Yds	TD	Long	Sack
Baines, Keyvont	3-10-0	47	0	39	0

Receiving	No.	Yards	TD	Long
Chumley, B.	2	39	0	39
Rankins, C.	1	8	0	8

Punting	No.	Yds	Avg	Long	In20	TB
Baines, Keyvont	4	147	36.8	46	0	0

Punt Returns	No.	Yards	TD	Long
Chumley, B.	1	8	0	8

Kick Returns	No.	Yards	TD	Long
Satterfield, D.	2	31	0	17
Hayward, J.	2	10	0	8

Tackles	UA-A	Total	Sacks	TFL
Gregory, Jake	5-2	6.0	0.0	2.5
Stafford, H.	4-1	4.5	0.0	0.0
Claiborne, T.	2-5	4.5	0.0	0.0
Seay, Xavian	3-2	4.0	1.5	1.5

Peabody

Rushing	No.	Gain	Loss	Net	TD	Lg	Avg
Baugus, Cooper	11	52	22	30	1	38	2.7
Halbrook, Noah	4	23	0	23	0	12	5.8
Dickson, Jarel	9	18	3	15	0	5	1.7
Wilkins, J.	1	0	2	-2	0	0	-2.0

Passing	C-A-I	Yds	TD	Long	Sack
Baugus, Cooper	8-12-0	113	1	51	3

Receiving	No.	Yards	TD	Long
Halbrook, Noah	4	81	1	51
Dickson, Jarel	2	17	0	9
Wilkins, J.	1	9	0	9
Hammonds, Eli	1	6	0	6

Punting	No.	Yds	Avg	Long	In20	TB
Franks, Bryce	4	154	38.5	48	1	0

Punt Returns	No.	Yards	TD	Long

Kick Returns	No.	Yards	TD	Long
Franks, Bryce	1	0	0	0
Halbrook, Noah	1	65	0	65

Tackles	UA-A	Total	Sacks	TFL
Wade, Courtlen	6-0	6.0	0.0	1.0
Parks, M.	5-0	5.0	0.0	0.0
Hernandez, J.	4-2	5.0	0.0	0.0
Eubanks, John	3-4	5.0	0.0	0.0

Qtr	Time	Scoring Play	V-H
1st	03:43	PEABODY - Hicks, Isaiah 29 yd field goal, 10-40 4:08	0 - 3
	02:07	TROUS - Baines, Keyvont 5 yd run (Chasse, Heath kick), 4-78 1:36	7 - 3
2nd	06:18	PEABODY - Baugus, Cooper 38 yd run (Hicks, Isaiah kick), 9-69 2:28	7 - 10
3rd	06:53	PEABODY - Halbrook, Noah 51 yd pass from Baugus, Cooper (Hicks, Isaiah kick), 1-51 0:10	7 - 17

Play-by-Play Summary (4th quarter)
Trousdale County vs Peabody (Nov 29, 2018 at Cookeville, Tenn.)

1-10	Peabody 26	Start of 4th quarter, clock 12:00.	
1-10	Peabody 26	Hicks, Jayden rush for 6 yards to the PEABODY20 (Wade, Courtlen;Jackson, Issiah).	
2-4	Peabody 20	Hicks, Jayden rush for 1 yard to the PEABODY19 (Hammonds, Eli).	
3-3	Peabody 19	Satterfield, D. rush for 2 yards to the PEABODY17 (Wade, Courtlen;Hernandez, J.).	
4-1	Peabody 17	Satterfield, D. rush for loss of 2 yards to the PEABODY19, fumble forced by Hernandez, J., fumble by Satterfield, D. recovered by PEABODY Hernandez, J. at PEABODY18.	

6 plays, 25 yards, 2:34

PEABODY drive start at 09:47.

1-10	Peabody 18	Baugus, Cooper rush for loss of 2 yards to the PEABODY16 (Hayward, J.).	
2-12	Peabody 16	Timeout Peabody, clock 09:01.	
2-12	Peabody 16	Dickson, Jarel rush for 43 yards to the TROUS41 (Hicks, Jayden), PENALTY PEABODY holding (Franks, Bryce) 8 yards to the PEABODY8, NO PLAY.	
2-20	Peabody 08	Halbrook, Noah rush for 2 yards to the PEABODY10 (Claiborne, T.;Hayward, J.), PENALTY PEABODY illegal formation declined.	
3-18	Peabody 10	Baugus, Cooper sacked for loss of 10 yards to the PEABODY0 (Hawkins, M.;Gregory, Jake), TEAM safety, clock 07:58.	

Peabody 17, Trousdale County 9

3 plays, minus 18 yards, 1:49

Franks, Bryce kickoff 47 yards to the TROUS33, Satterfield, D. return 13 yards to the TROUS46 (Wilkins, J.;Hernandez, J.).

TROUSDALE COUNTY drive start at 07:58.

1-10	Trous 46	Satterfield, D. rush for 6 yards to the PEABODY48 (Wilson, Osiris).	
2-4	Peabody 48	Satterfield, D. rush for 1 yard to the PEABODY47 (Albea, Jasper).	
3-3	Peabody 47	Satterfield, D. rush for 4 yards to the PEABODY43, 1ST DOWN TROUS (Franks, Bryce).	R9
1-10	Peabody 43	Hicks, Jayden rush for 25 yards to the PEABODY18, 1ST DOWN TROUS, out-of-bounds (Hammonds, Eli).	R10
1-10	Peabody 18	Satterfield, D. rush for 5 yards to the PEABODY13 (Wade, Courtlen).	
2-5	Peabody 13	PENALTY TROUS false start (Basford, Mason) 5 yards to the PEABODY18.	
2-10	Peabody 18	Hicks, Jayden rush for 6 yards to the PEABODY12 (Wade, Courtlen).	
3-4	Peabody 12	Hicks, Jayden rush for 5 yards to the PEABODY7, 1ST DOWN TROUS (Johnson, B.).	R11
1-G	Peabody 07	Timeout Peabody, clock 04:09.	
1-G	Peabody 07	Hicks, Jayden rush for 3 yards to the PEABODY4 (Parks, M.;Eubanks, John).	
2-G	Peabody 04	Hicks, Jayden rush for loss of 2 yards to the PEABODY6 (Albea, Jasper).	
3-G	Peabody 06	Satterfield, D. rush for no gain to the PEABODY6 (Dickson, Jarel;Albea, Jasper).	
4-G	Peabody 06	Baines, Keyvont sacked for loss of 18 yards to the PEABODY24 (Parks, M.;Dickson, Jarel).	

11 plays, 30 yards, 5:56

PEABODY drive start at 02:02.

1-10	Peabody 24	Dickson, Jarel rush for 2 yards to the PEABODY26 (Hrobsky, Noah;Seay, Xavian).	
2-8	Peabody 26	Timeout Trousdale County, clock 01:56.	
2-8	Peabody 26	Baugus, Cooper rush for 3 yards to the PEABODY29 (Hrobsky, Noah).	
3-5	Peabody 29	Timeout Trousdale County, clock 01:50.	
3-5	Peabody 29	Baugus, Cooper rush for 7 yards to the PEABODY36, 1ST DOWN PEABODY (Hayward, J.;Gregory, Jake).	R8
1-10	Peabody 36	Timeout Peabody, clock 01:16.	
1-10	Peabody 36	TEAM rush for loss of 5 yards to the PEABODY31.	
2-15	Peabody 31	Timeout Trousdale County, clock 01:10.	
2-15	Peabody 31	TEAM rush for loss of 5 yards to the PEABODY26.	
3-20	Peabody 26	TEAM rush for loss of 4 yards to the PEABODY22. End of game, clock 00:00.	

6 plays, minus 2 yards, 2:02

FINAL SCORE: Peabody 17, Trousdale County 9

		Time	1st Downs				Conversions				
Quarter Summary	Score	Poss	R	P	X	T	3rd	4th	Rushing	Passing	Penalties
Trousdale County	2	08:09	3	0	0	3	2-4	0-2	15-43	0-0-0-0	1-5
Peabody	0	03:51	1	0	0	1	1-3	0-0	9-(-12)	0-0-0-0	1-8

Quickie Statistics (4th quarter)
Trousdale County vs Peabody (Nov 29, 2018 at Cookeville, Tenn.)

	TROUS	PEABODY
Score	9	17
FIRST DOWNS	11	8
RUSHES-YARDS (NET)	48-177	34-54
PASSING YDS (NET)	47	113
Passes Att-Comp-Int	10-3-0	12-8-0
TOTAL OFFENSE PLAYS-YARDS	58-224	46-167
Fumble Returns-Yards	0-0	0-0
Punt Returns-Yards	1-8	0-0
Kickoff Returns-Yards	5-54	2-65
Interception Returns-Yards	0-0	0-0
Punts (Number-Avg)	4-36.8	4-38.5
Fumbles-Lost	1-1	1-1
Penalties-Yards	6-45	9-86
Possession Time	25:58	22:02
Third-Down Conversions	5 of 14	2 of 12
Fourth-Down Conversions	0 of 4	2 of 3

Trousdale County

Rushing	No.	Gain	Loss	Net	TD	Lg	Avg
Satterfield, D.	22	121	5	116	0	65	5.3
Hicks, Jayden	8	54	2	52	0	25	6.5
Baines, Keyvont	17	34	23	11	1	6	0.6
TEAM	1	0	2	-2	0	0	-2.0

Passing	C-A-I	Yds	TD	Long	Sack
Baines, Keyvont	3-10-0	47	0	39	1

Receiving	No.	Yards	TD	Long
Chumley, B.	2	39	0	39
Rankins, C.	1	8	0	8

Punting	No.	Yds	Avg	Long	In20	TB
Baines, Keyvont	4	147	36.8	46	0	0

Punt Returns	No.	Yards	TD	Long
Chumley, B.	1	8	0	8

Kick Returns	No.	Yards	TD	Long
Satterfield, D.	3	44	0	17
Hayward, J.	2	10	0	8

Tackles	UA-A	Total	Sacks	TFL
Gregory, Jake	5-4	7.0	0.5	3.0
Hayward, J.	3-6	6.0	0.0	1.5
Claiborne, T.	2-6	5.0	0.0	0.0
Stafford, H.	4-1	4.5	0.0	0.0

Peabody

Rushing	No.	Gain	Loss	Net	TD	Lg	Avg
Baugus, Cooper	15	62	34	28	1	38	1.9
Halbrook, Noah	5	25	0	25	0	12	5.0
Dickson, Jarel	10	20	3	17	0	5	1.7
Wilkins, J.	1	0	2	-2	0	0	-2.0

Passing	C-A-I	Yds	TD	Long	Sack
Baugus, Cooper	8-12-0	113	1	51	4

Receiving	No.	Yards	TD	Long
Halbrook, Noah	4	81	1	51
Dickson, Jarel	2	17	0	9
Wilkins, J.	1	9	0	9
Hammonds, Eli	1	6	0	6

Punting	No.	Yds	Avg	Long	In20	TB
Franks, Bryce	4	154	38.5	48	1	0

Punt Returns	No.	Yards	TD	Long

Kick Returns	No.	Yards	TD	Long
Franks, Bryce	1	0	0	0
Halbrook, Noah	1	65	0	65

Tackles	UA-A	Total	Sacks	TFL
Wade, Courtlen	8-2	9.0	0.0	1.0
Hernandez, J.	5-4	7.0	0.0	1.0
Parks, M.	5-2	6.0	0.5	0.5
Eubanks, John	3-5	5.5	0.0	0.0

Qtr	Time	Scoring Play	V-H
1st	03:43	PEABODY - Hicks, Isaiah 29 yd field goal, 10-40 4:08	0 - 3
	02:07	TROUS - Baines, Keyvont 5 yd run (Chasse, Heath kick), 4-78 1:36	7 - 3
2nd	06:18	PEABODY - Baugus, Cooper 38 yd run (Hicks, Isaiah kick), 9-69 2:28	7 - 10
3rd	06:53	PEABODY - Halbrook, Noah 51 yd pass from Baugus, Cooper (Hicks, Isaiah kick), 1-51 0:10	7 - 17
4th	07:58	TROUS - TEAM safety	9 - 17

Quickie Statistics (Final)
Trousdale County vs Peabody (Nov 29, 2018 at Cookeville, Tenn.)

	TROUS	PEABODY
Score	9	17
FIRST DOWNS	11	8
RUSHES-YARDS (NET)	48-177	34-54
PASSING YDS (NET)	47	113
Passes Att-Comp-Int	10-3-0	12-8-0
TOTAL OFFENSE PLAYS-YARDS	58-224	46-167
Fumble Returns-Yards	0-0	0-0
Punt Returns-Yards	1-8	0-0
Kickoff Returns-Yards	5-54	2-65
Interception Returns-Yards	0-0	0-0
Punts (Number-Avg)	4-36.8	4-38.5
Fumbles-Lost	1-1	1-1
Penalties-Yards	6-45	9-86
Possession Time	25:58	22:02
Third-Down Conversions	5 of 14	2 of 12
Fourth-Down Conversions	0 of 4	2 of 3
Red-Zone Scores-Chances	1-4	1-2

Trousdale County

Rushing	No.	Gain	Loss	Net	TD	Lg	Avg
Satterfield, D.	22	121	5	116	0	65	5.3
Hicks, Jayden	8	54	2	52	0	25	6.5
Baines, Keyvont	17	34	23	11	1	6	0.6
TEAM	1	0	2	-2	0	0	-2.0

Passing	C-A-I	Yds	TD	Long	Sack
Baines, Keyvont	3-10-0	47	0	39	1

Receiving	No.	Yards	TD	Long
Chumley, B.	2	39	0	39
Rankins, C.	1	8	0	8

Punting	No.	Yds	Avg	Long	In20	TB
Baines, Keyvont	4	147	36.8	46	0	0

Punt Returns	No.	Yards	TD	Long
Chumley, B.	1	8	0	8

Kick Returns	No.	Yards	TD	Long
Satterfield, D.	3	44	0	17
Hayward, J.	2	10	0	8

Tackles	UA-A	Total	Sacks	TFL
Gregory, Jake	5-4	7.0	0.5	3.0
Hayward, J.	3-6	6.0	0.0	1.5
Claiborne, T.	2-6	5.0	0.0	0.0
Stafford, H.	4-1	4.5	0.0	0.0

Peabody

Rushing	No.	Gain	Loss	Net	TD	Lg	Avg
Baugus, Cooper	15	62	34	28	1	38	1.9
Halbrook, Noah	5	25	0	25	0	12	5.0
Dickson, Jarel	10	20	3	17	0	5	1.7
Wilkins, J.	1	0	2	-2	0	0	-2.0

Passing	C-A-I	Yds	TD	Long	Sack
Baugus, Cooper	8-12-0	113	1	51	4

Receiving	No.	Yards	TD	Long
Halbrook, Noah	4	81	1	51
Dickson, Jarel	2	17	0	9
Wilkins, J.	1	9	0	9
Hammonds, Eli	1	6	0	6

Punting	No.	Yds	Avg	Long	In20	TB
Franks, Bryce	4	154	38.5	48	1	0

Punt Returns	No.	Yards	TD	Long

Kick Returns	No.	Yards	TD	Long
Franks, Bryce	1	0	0	0
Halbrook, Noah	1	65	0	65

Tackles	UA-A	Total	Sacks	TFL
Wade, Courtlen	8-2	9.0	0.0	1.0
Hernandez, J.	5-4	7.0	0.0	1.0
Parks, M.	5-2	6.0	0.5	0.5
Eubanks, John	3-5	5.5	0.0	0.0

Qtr	Time	Scoring Play	V-H
1st	03:43	PEABODY - Hicks, Isaiah 29 yd field goal, 10-40 4:08	0 - 3
	02:07	TROUS - Baines, Keyvont 5 yd run (Chasse, Heath kick), 4-78 1:36	7 - 3
2nd	06:18	PEABODY - Baugus, Cooper 38 yd run (Hicks, Isaiah kick), 9-69 2:28	7 - 10
3rd	06:53	PEABODY - Halbrook, Noah 51 yd pass from Baugus, Cooper (Hicks, Isaiah kick), 1-51 0:10	7 - 17
4th	07:58	TROUS - TEAM safety	9 - 17

2017 Class 2A State Football Playoffs

November 3 - December 1, 2017

First Round

R1 #1 Sullivan North (7-3) 22
Game 101 Fri. Nov. 3 7 PM
R2 #4 Cumberland Gap (7-3) 15

R2 #2 Rockwood (7-3) 45
Game 102 Fri. Nov. 3 7 PM
R1 #3 Hampton (4-6) 14

R2 #3 Oneida (6-4) 0
Game 103 Fri. Nov. 3 7 PM
R1 #2 Happy Valley (7-3) 22

R1 #4 South Greene (3-7) 7
Game 104 Fri. Nov. 3 7 PM
R2 #1 Meigs Co. (10-0) 46

R3 #1 Tyner (8-2) 49
Game 105 Fri. Nov. 3 7 PM
R4 #4 Jackson Co. (5-5) 7

R4 #2 Watertown (8-2) 34
Game 106 Fri. Nov. 3 7 PM
R3 #3 Polk Co. (4-6) 14

R4 #3 Westmoreland (5-5) 7
Game 107 Fri. Nov. 3 7 PM
R3 #2 Marion Co. (5-5) 28

R3 #4 Bledsoe Co. (4-6) 6
Game 108 Fri. Nov. 3 7 PM
R4 #1 Trousdale Co. (7-3) 34

R5 #1 Columbia Academy (9-1) 49
Game 109 Fri. Nov. 3 7 PM
R6 #4 Hickman Co. (4-6) 10

R6 #2 Riverside (8-2) 9
Game 110 Fri. Nov. 3 7 PM
R5 #3 Eagleville (8-2) 23

R6 #3 Scotts Hill (3-7) 7
Game 111 Fri. Nov. 3 7 PM
R5 #2 Lewis Co. (9-1) 43

R5 #4 Forrest (4-6) 36
Game 112 Fri. Nov. 3 7 PM
R6 #1 Waverly (8-1) 63

R7 #1 Union City (8-2) 62
Game 113 Fri. Nov. 3 7 PM
R8 #4 Manassas (3-6) 24

R8 #2 Douglass (5-5) 20
Game 114 Fri. Nov. 3 7 PM
R7 #3 Trinity Christian (7-3) 14

R8 #3 Mitchell (4-6) 0
Game 115 Fri. Nov. 3 7 PM
R7 #2 Peabody (8-2) 30

R7 #4 Adamsville (6-4) 13
Game 116 Fri. Nov. 3 7 PM
R8 #1 Fairley (8-2) 6

Second Round

Sullivan North 20
Game 201 Fri. Nov. 10 7 PM
Rockwood 29

Happy Valley 6
Game 202 Fri. Nov. 10 7 PM
Meigs Co. 38

Tyner 33
Game 203 Fri. Nov. 10 7 PM
Watertown 22

Marion Co. 32
Game 204 Fri. Nov. 10 7 PM
Trousdale Co. 14

Columbia Academy 40
Game 205 Fri. Nov. 10 7 PM
Eagleville 14

Lewis Co. 21
Game 206 Fri. Nov. 10 7 PM
Waverly 49

Union City 44
Game 207 Fri. Nov. 10 7 PM
Douglass 20

Peabody 14
Game 208 Fri. Nov. 10 7 PM
Adamsville 7

Quarterfinals

Rockwood 9
Game 301 Fri. Nov. 17 7 PM
Meigs Co. 8

Tyner 42
Game 302 Fri. Nov. 17 7 PM
Marion Co. 7

Columbia Academy 47
Game 303 Fri. Nov. 17 7 PM
Waverly 34

Union City 28
Game 304 Fri. Nov. 17 7 PM
Peabody 21

Semifinals

Rockwood 10
Game 401 Fri. Nov. 24 7 PM
Tyner 16

Columbia Academy 7
Game 402 Fri. Nov. 24 7 PM
Union City 35

Championship

Tyner 21
2 OT
Game 501
Fri. Dec. 1 11 AM
TN Tech Univ.
Union City 27

Union City
STATE CHAMPION

Notes:
All times are local time. In the first and second rounds the higher seeded team shall be the host school. In the third round and semifinals in odd-numbered years the top team in each bracket shall be the host team. If two teams from the same region meet in the third round, the team seeded higher in the region standings shall host.

2016 Class 1A State Football Playoffs

November 4 - December 3, 2016

First Round

R1 #1	Cloudland (4-6)	60	**Game 101** Fri. Nov. 4 7 PM
R2 #4	Harriman (7-3)	56	
R2 #2	Coalfield (9-1)	61	**Game 102** Fri. Nov. 4 7 PM
R1 #3	Hancock Co. (4-6)	7	
R2 #3	Oneida (7-3)	34	**Game 103** Fri. Nov. 4 7 PM
R1 #2	Oakdale (6-4)	6	
R1 #4	Unaka (1-9)	0	**Game 104** Fri. Nov. 4 7 PM
R2 #1	Greenback (10-0)	1	
R3 #1	South Pittsburg (9-1)	62	**Game 105** Fri. Nov. 4 7 PM
R4 #4	Cornersville (5-5)	12	
R4 #2	Fayetteville (8-2)	49	**Game 106** Fri. Nov. 4 7 PM
R3 #3	Copper Basin (5-5)	6	
R4 #3	Summertown (8-2)	8	**Game 107** Fri. Nov. 4 7 PM
R3 #2	Whitwell (5-5)	23	
R3 #4	Chattanooga Grace (4-6)	21	**Game 108** Fri. Nov. 4 7 PM
R4 #1	Columbia Academy (9-0)	49	
R5 #1	Nashville Christian (8-2)	42	**Game 109** Fri. Nov. 4 7 PM
R6 #4	Collinwood (6-4)	3	
R6 #2	Huntingdon (7-2)	52	**Game 110** Fri. Nov. 4 7 PM
R5 #3	Trousdale Co. (8-2)	27	
R6 #3	Hollow Rock-Bruceton (6-4)	32	**Game 111** Fri. Nov. 4 7 PM
R5 #2	Gordonsville (7-3)	41	
R5 #4	MTCS (7-3)	7	**Game 112** Fri. Nov. 4 7 PM
R6 #1	Wayne Co. (10-0)	45	
R7 #1	Dresden (10-0)	46	**Game 113** Fri. Nov. 4 7 PM
R8 #4	Booker T. Washington (1-8)	8	
R8 #2	Memphis Middle College (6-4)	0	**Game 114** Fri. Nov. 4 7 PM
R7 #3	Peabody (7-3)	49	
R8 #3	Middleton (2-7)	0	**Game 115** Fri. Nov. 4 7 PM
R7 #2	Union City (9-1)	74	
R7 #4	Humboldt (6-4)	34	**Game 116** Fri. Nov. 4 7 PM
R8 #1	KIPP (6-3)	24	

Second Round

Cloudland	14	**Game 201** Fri. Nov. 11 7 PM
Coalfield	54	
Oneida	7	**Game 202** Fri. Nov. 11 7 PM
Greenback	49	
South Pittsburg	42	**Game 203** Fri. Nov. 11 7 PM
Fayetteville	0	
Whitwell	13	**Game 204** Fri. Nov. 11 7 PM
Columbia Academy	20	
Nashville Christian	27	**Game 205** Fri. Nov. 11 7 PM
Huntingdon	26	
Gordonsville	3	**Game 206** Fri. Nov. 11 7 PM
Wayne Co.	25	
Dresden	48	**Game 207** Fri. Nov. 11 7 PM
Peabody	13	
Union City	49	**Game 208** Fri. Nov. 11 7 PM
Humboldt	27	

Quarterfinals

Coalfield	21	**Game 301** Fri. Nov. 18 7 PM
Greenback	28	
South Pittsburg	56	**Game 302** Fri. Nov. 18 7 PM
Columbia Academy	20	
Nashville Christian	21	**Game 303** Fri. Nov. 18 7 PM
Wayne Co.	34	
Dresden	40	**Game 304** Fri. Nov. 18 7 PM
Union City	14	

Semifinals

Greenback	42	**Game 401** Fri. Nov. 25 7 PM
South Pittsburg	27	
Wayne Co.	14	**Game 402** Fri. Nov. 25 7 PM
Dresden	33	

Championship

Greenback	27	**Game 501** Fri. Dec. 2 11 AM TN Tech Univ.
Dresden	62	

Dresden

STATE CHAMPION

Notes:

All times are local time. In the first and second rounds the higher seeded team shall be the host school. In the third round and semifinals in even-numbered years the bottom team in each bracket shall be the host team. If two teams from the same region meet in the third round, the team seeded higher in the region standings shall host.

2015 Class 1A State Football Playoffs

November 6 - December 5, 2015

First Round

R1 #1	Cloudland (6-4)	6
Game 101 Fri. Nov. 6 7 PM		
R2 #4	Coalfield (7-3)	38
R2 #2	Harriman (7-3)	60
Game 102 Fri. Nov. 6 7 PM		
R1 #3	Unaka (2-8)	14
R2 #3	Oneida (7-3)	31
Game 103 Thu. Nov. 5 7 PM		
R1 #2	Oakdale (7-3)	6
R1 #4	Hancock Co. (5-5)	0
Game 104 Fri. Nov. 6 7 PM		
R2 #1	Greenback (8-2)	46
R3 #1	South Pittsburg (7-3)	56
Game 105 Thu. Nov. 5 7 PM		
R4 #4	Mt. Pleasant (6-4)	18
R4 #2	Fayetteville (8-2)	48
Game 106 Thu. Nov. 5 7 PM		
R3 #3	Chattanooga Grace (5-5)	19
R4 #3	Moore Co. (6-4)	7
Game 107 Fri. Nov. 6 7 PM		
R3 #2	Whitwell (5-5)	19
R3 #4	Copper Basin (3-7)	0
Game 108 Fri. Nov. 6 7 PM		
R4 #1	Columbia Academy (9-1)	49
R5 #1	Nashville Christian (9-1)	64
Game 109 Fri. Nov. 6 7 PM		
R6 #4	Clarksville Academy (5-5)	8
R6 #2	Huntingdon (9-1)	39
Game 110 Fri. Nov. 6 7 PM		
R5 #3	Trousdale Co. (7-3)	0
R6 #3	Houston Co. (8-2)	7
Game 111 Fri. Nov. 6 7 PM		
R5 #2	Jo Byrns (8-2)	6
R5 #4	Monterey (6-4)	0
Game 112 Fri. Nov. 6 7 PM		
R6 #1	Wayne Co. (10-0)	21
R7 #1	Union City (10-0)	55
Game 113 Fri. Nov. 6 7 PM		
R8 #4	Memphis North Side (3-7)	0
R8 #2	KIPP (8-2)	18
Game 114 Fri. Nov. 6 7 PM		
R7 #3	Peabody (8-2)	48
R8 #3	Memphis Middle College (6-3)	6
Game 115 Fri. Nov. 6 7 PM		
R7 #2	Dresden (9-1)	64
R7 #4	South Fulton (6-4)	43
Game 116 Fri. Nov. 6 7 PM		
R8 #1	Carver (9-1)	74

Second Round

Coalfield	20	
Game 201 Fri. Nov. 13 7 PM		
Harriman	40	
Oneida	19	
Game 202 Fri. Nov. 13 7 PM		
Greenback	24	
South Pittsburg	55	
Game 203 Fri. Nov. 13 7 PM		
Fayetteville	23	
Whitwell	6	
Game 204 Fri. Nov. 13 7 PM		
Columbia Academy	54	
Nashville Christian	34	
Game 205 Fri. Nov. 13 7 PM		
Huntingdon	7	
Houston Co.	7	
Game 206 Fri. Nov. 13 7 PM		
Wayne Co.	27	
Union City	24	
Game 207 Fri. Nov. 13 7 PM		
Peabody	28	
Dresden	54	
Game 208 Fri. Nov. 13 7 PM		
Carver	8	

Quarterfinals

Harriman	28	
Game 301 Fri. Nov. 20 7 PM		
Greenback	56	
South Pittsburg	28	
Game 302 Fri. Nov. 20 7 PM		
Columbia Academy	56	
Nashville Christian	34	
Game 303 Fri. Nov. 20 7 PM		
Wayne Co.	21	
Peabody	35	
Game 304 Fri. Nov. 20 7 PM		
Dresden	14	

Semifinals

Greenback	21	
Game 401 Fri. Nov. 27 7 PM		
Columbia Academy	14	
Nashville Christian	42	
Game 402 Fri. Nov. 27 7 PM		
Peabody	7	

Championship

Greenback	14	
Game 501 Fri. Dec. 4 11 AM TN Tech Univ.		
Nashville Christian	42	

Nashville Christian

STATE CHAMPION

Notes:

All times are local time. In the first and second rounds the higher seeded team shall be the host school. In the third round and semifinals in odd-numbered years the top team in each bracket shall be the host team. If two teams from the same region meet in the third round, the team seeded higher in the region standings shall host.

2014 Class 2A Football Playoffs

November 7 - December 6, 2014

First Round

#1 Oneida (9-1)
Game 101 Fri. Nov. 7 7 PM
Bye

#4 Boyd Buchanan (5-5) 21
Game 102 Fri. Nov. 7 7 PM
#5 Rockwood (7-3) 24

#3 Knoxville Grace (7-3) 35
Game 103 Fri. Nov. 7 7 PM
#6 Meigs Co. (6-4) 23

#2 Hampton (9-1)
Game 104 Fri. Nov. 7 7 PM
Bye

#1 Marion Co. (9-1)
Game 105 Fri. Nov. 7 7 PM
Bye

#4 Jackson Co. (6-4) 14
Game 106 Fri. Nov. 7 7 PM
#5 Eagleville (6-4) 13

#3 Trousdale Co. (7-3) 29
Game 107 Fri. Nov. 7 7 PM
#6 Whitwell (6-4) 0

#2 MTCS (9-1)
Game 108 Fri. Nov. 7 7 PM
Bye

#1 Adamsville (9-1)
Game 109 Fri. Nov. 7 7 PM
Bye

#4 Forrest (7-3) 30
Game 110 Fri. Nov. 7 7 PM
#5 Riverside (6-4) 35

#3 Loretto (3-7) 34
Game 111 Fri. Nov. 7 7 PM
#6 Scotts Hill (6-4) 42

#2 Mt. Pleasant (6-4)
Game 112 Fri. Nov. 7 7 PM
Bye

#1 Trinity Christian (9-1)
Game 113 Fri. Nov. 7 7 PM
Bye

#4 Peabody (8-2) 49
Game 114 Fri. Nov. 7 7 PM
#5 Huntingdon (6-4) 27

#3 Booker T. Washington (4-6) 12
Game 115 Fri. Nov. 7 7 PM
#6 Memphis Carver (4-6) 26

#2 McKenzie (7-3)
Game 116 Fri. Nov. 7 7 PM
Bye

Second Round

Rockwood 7
Game 201 Fri. Nov. 14 7 PM
Oneida 21

Knoxville Grace 54
Game 202 Fri. Nov. 14 7 PM
Hampton 27

Jackson Co. 6
Game 203 Fri. Nov. 14 7 PM
Marion Co. 49

Trousdale Co. 55
Game 204 Fri. Nov. 14 7 PM
Middle TN Chr. 42

Adamsville 40
Game 205 Fri. Nov. 14 7 PM
Riverside 21

Scotts Hill 23
Game 206 Fri. Nov. 14 7 PM
Mt. Pleasant 42

Trinity Christian 37
Game 207 Fri. Nov. 14 7 PM
Peabody 42

Memphis Carver 30
Game 208 Fri. Nov. 14 7 PM
McKenzie 33

Quarterfinals

Knoxville Grace 35
Game 301 Fri. Nov. 21 7 PM
Oneida 3

Marion Co. 41
Game 302 Fri. Nov. 21 7 PM
Trousdale Co. 20

Adamsville 38
Game 303 Fri. Nov. 21 7 PM
Mt. Pleasant 8

Peabody 42
Game 304 Fri. Nov. 21 7 PM
McKenzie 0

Semifinals

Knoxville Grace 15
Game 401 Fri. Nov. 28 7 PM
Marion Co. 24

Adamsville 31
Game 402 Fri. Nov. 28 7 PM
Peabody 42

Championship

Marion Co. 7
Game 501 Sat. Dec. 6 12 PM BlueCross Bowl @ TN Tech
Peabody 34

Peabody
STATE CHAMPION

Notes:

2013 Class 2A Football Playoffs

November 8 - December 7, 2013

First Round

#1 Knoxville Grace (10-0)
Game 101 Fri. Nov. 8 7 PM
Bye

#4 Oneida (8-2) 17
Game 102 Fri. Nov. 8 7 PM
#5 Tellico Plains (7-3) 7

#3 Silverdale (9-1) 34
Game 103 Fri. Nov. 8 7 PM
#6 Rockwood (7-3) 18

#2 Hampton (7-3)
Game 104 Fri. Nov. 8 7 PM
Bye

#1 Trousdale Co. (10-0)
Game 105 Fri. Nov. 8 7 PM
Bye

#4 Goodpasture (5-5) 27
Game 106 Fri. Nov. 8 7 PM
#5 Jackson Co. (5-5) 0

#3 Marion Co. (8-2) 42
Game 107 Fri. Nov. 8 7 PM
#6 MTCS (6-4) 14

#2 Boyd Buchanan (4-6)
Game 108 Fri. Nov. 8 7 PM
Bye

#1 Eagleville (9-1)
Game 109 Fri. Nov. 8 7 PM
Bye

#4 Loretto (5-5) 42
Game 110 Fri. Nov. 8 7 PM
#5 Mt. Pleasant (4-6) 19

#3 Forrest (7-3) 23
Game 111 Fri. Nov. 8 7 PM
#6 Riverside (6-4) 20

#2 Adamsville (8-2)
Game 112 Fri. Nov. 8 7 PM
Bye

#1 Trinity Christian (9-1)
Game 113 Fri. Nov. 8 7 PM
Bye

#4 Peabody (8-2) 42
Game 114 Fri. Nov. 8 7 PM
#5 Hillcrest (6-4) 6

#3 Mitchell (7-3) 28
Game 115 Fri. Nov. 8 7 PM
#6 Halls (6-4) 14

#2 Huntingdon (8-2)
Game 116 Fri. Nov. 8 7 PM
Bye

Second Round

Knoxville Grace 47
Game 201
Fri. Nov. 15 7 PM
Oneida 27

Silverdale 28
2 OT
Game 202
Fri. Nov. 15 7 PM
Hampton 21

Trousdale Co. 31
Game 203
Fri. Nov. 15 7 PM
Goodpasture 19

Marion Co. 28
Game 204
Fri. Nov. 15 7 PM
Boyd Buchanan 7

Eagleville 31
Game 205
Fri. Nov. 15 7 PM
Loretto 15

Forrest 7
Game 206
Fri. Nov. 15 7 PM
Adamsville 26

Trinity Christian 51
Game 207
Fri. Nov. 15 7 PM
Peabody 44

Mitchell 40
Game 208
Fri. Nov. 15 7 PM
Huntingdon 28

Quarterfinals

Knoxville Grace 49
Game 301
Fri. Nov. 22 7 PM
Silverdale 21

Trousdale Co. 41
Game 302
Fri. Nov. 22 7 PM
Marion Co. 14

Eagleville 0
Game 303
Fri. Nov. 22 7 PM
Adamsville 16

Trinity Christian 58
Game 304
Fri. Nov. 22 7 PM
Mitchell 28

Semifinals

Knoxville Grace 27
Game 401
Fri. Nov. 29 7 PM
Trousdale Co. 34

Adamsville 49
Game 402
Fri. Nov. 29 7 PM
Trinity Christian 39

Championship

Trousdale Co. 21
Game 501
Sat. Dec. 7 12 PM
BlueCross Bowl @ TN Tech
Adamsville 12

Trousdale Co.
STATE CHAMPION

Notes:

2013 TSSAA BlueCross Bowl
Division I Class 2A Championship Game
Adamsville HS vs Trousdale County HS (Dec 07, 2013)

Scoring Summary

Scoring Summary (Final)
Adamsville HS (11-3) vs. Trousdale County HS (14-0)
Date: Dec 07, 2013 Site: Cookeville, Tenn. Stadium: Tucker Stadium

Attendance:

Score by Quarters	**1**	**2**	**3**	**4**	**Score**
Adamsville HS.....	0	6	6	0	- 12
Trousdale County HS.	0	7	7	7	- 21

Scoring Summary:

2nd 09:48 ADAM - Jacob Wallis 89 yd pass from Seth Paul (Will Linam kick failed)
3 plays, 86 yards, TOP 1:28, ADAM 6 - TCHS 0

00:28 TCHS - Josh Jackson 18 yd pass from M. Claiborne (C. Lauderdale kick)
8 plays, 52 yards, TOP 2:46, ADAM 6 - TCHS 7

3rd 06:55 TCHS - Zach Blackwell 1 yd run (C. Lauderdale kick)
9 plays, 81 yards, TOP 3:45, ADAM 6 - TCHS 14

01:15 ADAM - Zak Neary 1 yd run (Zak Neary rush failed)
4 plays, 63 yards, TOP 1:21, ADAM 12 - TCHS 14

4th 06:16 TCHS - M. Claiborne 2 yd run (C. Lauderdale kick)
6 plays, 65 yards, TOP 1:49, ADAM 12 - TCHS 21

Kickoff time: 11 AM End of Game: 1:35 Total elapsed time: 2:35

Officials:
Temperature: 30 Wind: NE @7 Weather: Very cold, cloudy

Offensive MVP: Kenyan Harper (Troudale Co.)
Defensive MVP: Zak Neary (Adamsville)

Team Statistics

Team Statistics (Final)

	ADAM	TCHS
FIRST DOWNS	**13**	**19**
Rushing	8	14
Passing	3	3
Penalty	2	2
NET YARDS RUSHING	**91**	**261**
Rushing Attempts	32	54
Average Per Rush	2.8	4.8
Rushing Touchdowns	1	2
Yards Gained Rushing	142	307
Yards Lost Rushing	51	46
NET YARDS PASSING	**141**	**73**
Completions-Attempts-Int	7-16-2	3-11-1
Average Per Attempt	8.8	6.6
Average Per Completion	20.1	24.3
Passing Touchdowns	1	1
TOTAL OFFENSE YARDS	**232**	**334**
Total offense plays	48	65
Average Gain Per Play	4.8	5.1
Fumbles: Number-Lost	1-0	2-2
Penalties: Number-Yards	5-34	4-49
PUNTS-YARDS	5-147	1-30
Average Yards Per Punt	29.4	30.0
Net Yards Per Punt	23.6	32.0
Inside 20	1	0
50+ Yards	0	0
Touchbacks	0	0
Fair catch	0	0
KICKOFFS-YARDS	3-84	4-114
Average Yards Per Kickoff	28.0	28.5
Net Yards Per Kickoff	25.3	19.2
Touchbacks	0	0
Punt returns: Number-Yards-TD	1--2-0	1-29-0
Average Per Return	-2.0	29.0
Kickoff returns: Number-Yds-TD	3-37-0	3-8-0
Average Per Return	12.3	2.7
Interceptions: Number-Yds-TD	1-27-0	2-62-0
Fumble Returns: Number-Yds-TD	1-25-0	0-0-0
Miscellaneous Yards	0	0
Possession Time	21:44	26:16
1st Quarter	4:29	7:31
2nd Quarter	5:40	6:20
3rd Quarter	4:46	7:14
4th Quarter	6:49	5:11
Third-Down Conversions	6 of 11	8 of 13
Fourth-Down Conversions	0 of 0	0 of 3
Red-Zone Scores-Chances	1-3	3-4
Touchdowns	1-3	3-4
Field goals	0-3	0-4
Sacks By: Number-Yards	2-21	5-37
PAT Kicks	0-1	3-3
Field Goals	0-0	0-0

Individual Statistics

Individual Statistics (Final)

Adamsville HS

Rushing	No	Gain	Loss	Net	TD	Lg	Avg
Zak Neary	22	133	23	110	1	35	5.0
Jacob Wallis	1	0	0	0	0	0	0.0
Seth Paul	9	9	28	-19	0	4	-2.1
Totals...	32	142	51	91	1	35	2.8

Passing	Cmp-Att-Int	Yds	TD	Long	Sack
Seth Paul	7-16-2	141	1	89	4
Zak Neary	0-0-0	0	0	0	1
Totals...	7-16-2	141	1	89	5

Receiving	No.	Yds	TD	Long
Jacob Wallis	3	95	1	89
Zak Neary	2	24	0	15
Ross Burcham	1	13	0	13
Luke Kiser	1	9	0	9
Totals...	7	141	1	89

Punting	No.	Yds	Avg	Long	In20	TB
Ross Burcham	5	147	29.4	42	1	0
Totals...	5	147	29.4	42	1	0

	Punts			Kickoffs			Intercept		
All Returns	No.	Yds	Lg	No.	Yds	Lg	No.	Yds	Lg
Jacob Wallis	1	-2	0	1	36	36	0	0	0
Zak Neary	0	0	0	0	0	0	1	27	27
Bradly Parmely	0	0	0	1	0	0	0	0	0
Brady Herrin	0	0	0	1	1	1	0	0	0
Totals...	1	-2	0	3	37	36	1	27	27

Field goal attempts

Kickoffs	No.	Yds	TB	OB	Avg
Ross Burcham	3	84	0	0	28.0

Trousdale County HS

Rushing	No	Gain	Loss	Net	TD	Lg	Avg
Kenyan Harper	24	187	10	177	0	28	7.4
Zach Blackwell	10	49	0	49	1	24	4.9
Chase Dallas	7	25	0	25	0	8	3.6
M. Claiborne	11	46	35	11	1	14	1.0
TEAM	2	0	1	-1	0	0	-0.5
Totals...	54	307	46	261	2	28	4.8

Passing	Cmp-Att-Int	Yds	TD	Long	Sack
M. Claiborne	3-11-1	73	1	33	2
Totals...	3-11-1	73	1	33	2

Receiving	No.	Yds	TD	Long
Kenyan Harper	2	55	0	33
Josh Jackson	1	18	1	18
Totals...	3	73	1	33

Punting	No.	Yds	Avg	Long	In20	TB
C. Lauderdale	1	30	30.0	30	0	0
Totals...	1	30	30.0	30	0	0

	Punts			Kickoffs			Intercept		
All Returns	No.	Yds	Lg	No.	Yds	Lg	No.	Yds	Lg
Kenyan Harper	1	29	29	0	0	0	1	44	44
Chase Dallas	0	0	0	1	0	0	0	0	0
Taidrian Seay	0	0	0	1	0	0	0	0	0
Zach Blackwell	0	0	0	1	8	8	1	18	18
Totals...	1	29	29	3	8	8	2	62	44

Field goal attempts

Kickoffs	No.	Yds	TB	OB	Avg
C. Lauderdale	3	59	0	0	19.7
Ricky Harrison	1	55	0	0	55.0

FUMBLES: Adamsville HS-Seth Paul 1-0. Trousdale County HS-Kenyan Harper 1-1; M. Claiborne 1-1.

Drive Chart

Drive Chart (Final)

Team	Drive Started Qtr	Spot	Time	Obtained	Drive Ended Spot	Time	How Lost	Consumed Pl-Yds	TOP
ADAM	1st	A38	10:51	Fumble	T44	06:22	Punt	9-18	4:29
ADAM	2nd	A14	11:16	Downs	T00	09:48	*TOUCHDOWN	3-86	1:28
ADAM	2nd	A37	06:58	Downs	A39	03:14	Punt	6-2	3:44
ADAM	2nd	A41	00:28	Kickoff	T20	00:00	End of half	4-39	0:28#
ADAM	3rd	A39	12:00	Kickoff	A44	10:40	Punt	3-5	1:20
ADAM	3rd	A42	06:55	Kickoff	T34	04:50	Interception	6-24	2:05
ADAM	3rd	A37	02:36	Fumble	T00	01:15	*TOUCHDOWN	4-63	1:21#
ADAM	4th	A48	11:52	Punt	A50	08:05	Punt	6-2	3:47
ADAM	4th	A41	06:16	Kickoff	A22	04:15	Punt	3--19	2:01
ADAM	4th	T37	02:38	Interception	T07	01:37	Interception	4-30	1:01#
TCHS	1st	T34	12:00	Kickoff	A38	10:51	Fumble	3-28	1:09
TCHS	1st	T28	06:22	Punt	A14	11:16	Downs	15-58	7:06#
TCHS	2nd	T36	09:48	Kickoff	A37	06:58	Downs	8-27	2:50
TCHS	2nd	T48	03:14	Punt	A00	00:28	*TOUCHDOWN	8-52	2:46#
TCHS	3rd	T40	12:00	Possession	T40	12:00	Kickoff	0-0	0:00
TCHS	3rd	T19	10:40	Punt	A00	06:55	*TOUCHDOWN	9-81	3:45#
TCHS	3rd	T44	04:50	Interception	A38	02:36	Fumble	4-18	2:14
TCHS	3rd	T34	01:15	Kickoff	T20	11:52	Punt	3--14	1:23
TCHS	4th	T35	08:05	Punt	A00	06:16	*TOUCHDOWN	6-65	1:49#
TCHS	4th	T41	04:15	Punt	A43	02:38	Interception	5-16	1:37
TCHS	4th	T44	01:37	Interception	T50	00:00	End of half	4-6	1:37

ADAM	1st Qtr	2nd Qtr	3rd Qtr	4th Qtr	1st Half	2nd Half	Total
Time of possession	04:29	05:40	04:46	06:49	10:09	11:35	21:44
3rd Down Conversions	2/3	2/3	1/2	1/3	4/6	2/5	6/11
Avg Field Position	A38	A30	A39	A50	A32	A45	A40
4th Down Conversions	0/0	0/0	0/0	0/0	0/0	0/0	0/0

TCHS	1st Qtr	2nd Qtr	3rd Qtr	4th Qtr	1st Half	2nd Half	Total
Time of possession	07:31	06:20	07:14	05:11	13:51	12:25	26:16
3rd Down Conversions	2/3	3/5	2/3	1/2	5/8	3/5	8/13
Avg Field Position	T31	T42	T32	T40	T36	T36	T36
4th Down Conversions	0/0	0/2	0/0	0/1	0/2	0/1	0/3

Drive Chart (By Quarter)

		Drive Started			Drive Ended			Consumed	
Team	**Qtr**	**Spot**	**Time**	**Obtained**	**Spot**	**Time**	**How Lost**	**Pl-Yds**	**TOP**
TCHS	1st	T34	12:00	Kickoff	A38	10:51	Fumble	3-28	1:09
ADAM	1st	A38	10:51	Fumble	T44	06:22	Punt	9-18	4:29
TCHS	1st	T28	06:22	Punt	A14	11:16	Downs	15-58	7:06#
ADAM	2nd	A14	11:16	Downs	T00	09:48	*TOUCHDOWN	3-86	1:28
TCHS	2nd	T36	09:48	Kickoff	A37	06:58	Downs	8-27	2:50
ADAM	2nd	A37	06:58	Downs	A39	03:14	Punt	6-2	3:44
TCHS	2nd	T48	03:14	Punt	A00	00:28	*TOUCHDOWN	8-52	2:46#
ADAM	2nd	A41	00:28	Kickoff	T20	00:00	End of half	4-39	0:28#
TCHS	3rd	T40	12:00	Possession	T40	12:00	Kickoff	0-0	0:00
ADAM	3rd	A39	12:00	Kickoff	A44	10:40	Punt	3-5	1:20
TCHS	3rd	T19	10:40	Punt	A00	06:55	*TOUCHDOWN	9-81	3:45#
ADAM	3rd	A42	06:55	Kickoff	T34	04:50	Interception	6-24	2:05
TCHS	3rd	T44	04:50	Interception	A38	02:36	Fumble	4-18	2:14
ADAM	3rd	A37	02:36	Fumble	T00	01:15	*TOUCHDOWN	4-63	1:21#
TCHS	3rd	T34	01:15	Kickoff	T20	11:52	Punt	3--14	1:23
ADAM	4th	A48	11:52	Punt	A50	08:05	Punt	6-2	3:47
TCHS	4th	T35	08:05	Punt	A00	06:16	*TOUCHDOWN	6-65	1:49#
ADAM	4th	A41	06:16	Kickoff	A22	04:15	Punt	3--19	2:01
TCHS	4th	T41	04:15	Punt	A43	02:38	Interception	5-16	1:37
ADAM	4th	T37	02:38	Interception	T07	01:37	Interception	4-30	1:01#
TCHS	4th	T44	01:37	Interception	T50	00:00	End of half	4-6	1:37

Defensive Statistics

Defensive Statistics (Final)

Adamsville HS

##	Player	Solo	Ast	Tot	TFL/Yds	FF	FR-Yd	Intc	BrUp	Blkd	Sack/Yds	QH
32	Jacob Dengler	9	2	10.0	1.0/8	.	.	.	.	.	.	.
17	Ross Burcham	8	1	8.5	1.0/1	1	.	.	1	.	.	.
7	Zak Neary	6	2	7.0	4.5/25	1	1-0	1-27	.	.	2.0/21	.
30	Chris Bernier	5	1	5.5	.	.	.	.	.	.	.	.
2	Jacob Wallis	4	.	4.0	.	.	.	.	2	.	.	.
9	Chris Irons	3	2	4.0	.	.	.	.	.	.	.	.
24	Hutch Hefner	3	2	4.0	.	.	.	.	.	.	.	.
5	Luke Kiser	2	1	2.5	1.0/2	.	1-25	.	.	.	.	.
77	Blake Sweat	2	.	2.0	1.0/5	.	.	.	.	.	.	.
22	Austin Cotner	2	.	2.0	.	.	.	.	.	.	.	.
80	Dustin Wilson	1	1	1.5	.	.	.	.	.	.	.	.
55	Dylan Sweat	1	1	1.5	0.5/0	.	.	.	.	.	.	1
13	Chase Burdette	1	.	1.0	.	.	.	.	.	.	.	.
53	F. Jarnigan	1	.	1.0	.	.	.	.	.	.	.	.
6	Tanner Pyron	.	1	0.5	.	.	.	.	.	.	.	.

Trousdale County HS

##	Player	Solo	Ast	Tot	TFL/Yds	FF	FR-Yd	Intc	BrUp	Blkd	Sack/Yds	QH
9	Seth Holder	7	2	8.0	2.0/14	.	.	.	.	.	1.0/10	.
50	James Kelley	7	.	7.0	1.0/4	.	.	.	.	.	1.0/4	.
4	Taidrian Seay	5	.	5.0	4.0/29	.	.	.	.	.	3.0/23	.
65	DJ Basford	3	4	5.0	0.5/2	.	.	.	.	.	.	.
5	Kenyan Harper	4	1	4.5	.	.	.	1-44	.	.	.	.
40	Chase Dallas	3	3	4.5	.	.	.	.	.	.	.	.
60	Brock Ellis	3	1	3.5	.	.	.	.	1	.	.	1
26	Josh Jackson	2	1	2.5	0.5/1	.	.	.	.	.	.	.
11	Zach Blackwell	1	.	1.0	.	.	.	1-18	.	.	.	.

Box Score

Box Score (Final)

Score by Quarters	1	2	3	4	Score	
Adamsville HS.....	0	6	6	0	- 12	Record: (11-3)
Trousdale County HS.	0	7	7	7	- 21	Record: (14-0)

Scoring Summary:
2nd 09:48 ADAM - Jacob Wallis 89 yd pass from Seth Paul (Will Linam kick failed), 3-86 1:28, ADAM 6 - TCHS 0
    00:28 TCHS - Josh Jackson 18 yd pass from M. Claiborne (C. Lauderdale kick), 8-52 2:46, ADAM 6 - TCHS 7
3rd 06:55 TCHS - Zach Blackwell 1 yd run (C. Lauderdale kick), 9-81 3:45, ADAM 6 - TCHS 14
    01:15 ADAM - Zak Neary 1 yd run (Zak Neary rush failed), 4-63 1:21, ADAM 12 - TCHS 14
4th 06:16 TCHS - M. Claiborne 2 yd run (C. Lauderdale kick), 6-65 1:49, ADAM 12 - TCHS 21

	ADAM	TCHS
FIRST DOWNS.....	**13**	**19**
RUSHES-YARDS (NET).....	**32-91**	**54-261**
PASSING YDS (NET).....	**141**	**73**
Passes Att-Comp-Int.....	16-7-2	11-3-1
TOTAL OFFENSE PLAYS-YARDS.....	**48-232**	**65-334**
Fumble Returns-Yards.....	1-25	0-0
Punt Returns-Yards.....	1--2	1-29
Kickoff Returns-Yards.....	3-37	3-8
Interception Returns-Yards....	1-27	2-62
Punts (Number-Avg).....	5-29.4	1-30.0
Fumbles-Lost.....	1-0	2-2
Penalties-Yards.....	5-34	4-49
Possession Time.....	21:44	26:16
Third-Down Conversions.....	6 of 11	8 of 13
Fourth-Down Conversions.....	0 of 0	0 of 3
Red-Zone Scores-Chances.....	1-3	3-4
Sacks By: Number-Yards.....	2-21	5-37

RUSHING: Adamsville HS-Zak Neary 22-110; Jacob Wallis 1-0; Seth Paul 9-minus 19. Trousdale County HS-Kenyan Harper 24-177; Zach Blackwell 10-49; Chase Dallas 7-25; M. Claiborne 11-11; TEAM 2-minus 1.

PASSING: Adamsville HS-Seth Paul 7-16-2-141; Zak Neary 0-0-0-0. Trousdale County HS-M. Claiborne 3-11-1-73.

RECEIVING: Adamsville HS-Jacob Wallis 3-95; Zak Neary 2-24; Ross Burcham 1-13; Luke Kiser 1-9. Trousdale County HS-Kenyan Harper 2-55; Josh Jackson 1-18.

INTERCEPTIONS: Adamsville HS-Zak Neary 1-27. Trousdale County HS-Kenyan Harper 1-44; Zach Blackwell 1-18.

FUMBLES: Adamsville HS-Seth Paul 1-0. Trousdale County HS-M. Claiborne 1-1; Kenyan Harper 1-1.

Stadium: Tucker Stadium Attendance: 0
Kickoff time: 11 AM End of Game: 1:35 Total elapsed time: 2:35

Officials:
Temperature: 30 Wind: NE @7 Weather: Very cold, cloudy

Offensive MVP: Kenyan Harper (Troudale Co.)
Defensive MVP: Zak Neary (Adamsville)

Adamsville HS vs Trousdale County HS (Dec 07, 2013 at Cookeville, Tenn.)

SACKS (UA-A): Adamsville HS-Zak Neary 2-0. Trousdale County HS-Taidrian Seay 3-0; James Kelley 1-0; Seth Holder 1-0.

TACKLES (UA-A): Adamsville HS-Jacob Dengler 9-2; Ross Burcham 8-1; Zak Neary 6-2; Chris Bernier 5-1; Jacob Wallis 4-0; Chris Irons 3-2; Hutch Hefner 3-2; Luke Kiser 2-1; Blake Sweat 2-0; Austin Cotner 2-0; Dustin Wilson 1-1; Dylan Sweat 1-1; Chase Burdette 1-0; F. Jarnigan 1-0; Tanner Pyron 0-1.

Trousdale County HS-Seth Holder 7-2; James Kelley 7-0; Taidrian Seay 5-0; DJ Basford 3-4; Kenyan Harper 4-1; Chase Dallas 3-3; Brock Ellis 3-1; Josh Jackson 2-1; Zach Blackwell 1-0.

Player participation:

Adamsville HS: 2-Jacob Wallis, 5-Luke Kiser, 6-Tanner Pyron, 7-Zak Neary, 8-Will Linam, 9-Chris Irons, 10-Seth Paul,
13-Chase Burdette, 15-Bradly Parmely, 17-Ross Burcham, 20-Brady Herrin, 22-Austin Cotner, 24-Hutch Hefner, 30-Chris Bernier,
32-Jacob Dengler, 53-F. Jarnigan, 55-Dylan Sweat, 77-Blake Sweat, 80-Dustin Wilson.

Trousdale County HS: 3-M. Claiborne, 4-Taidrian Seay, 5-Kenyan Harper, 7-Ricky Harrison, 9-Seth Holder, 10-C. Lauderdale,
11-Zach Blackwell, 26-Josh Jackson, 40-Chase Dallas, 50-James Kelley, 60-Brock Ellis, 65-DJ Basford.

Play-by-Play Summary (1st Quarter)

```
                Ross Burcham kickoff 34 yards to the TCHS26, Zach Blackwell return 8 yards
                to the TCHS34 (Chase Burdette).
      T 1-10 T34   Kenyan Harper rush for 1 yard to the TCHS35 (Jacob Dengler).
      T 2-9  T35   Kenyan Harper rush for 9 yards to the TCHS44, 1ST DOWN TCHS (Ross
                   Burcham).
      T 1-10 T44   Kenyan Harper rush for 12 yards to the ADAM44, fumble forced by Ross
                   Burcham, fumble by Kenyan Harper recovered by ADAM Zak Neary at
ADAM38.
--------------- 3 plays, 28 yards, TOP 01:09 ---------------

  A 1-10 A38   ADAMSVILLE HS drive start at 10:51.
  A 1-10 A38   Seth Paul pass incomplete to Jacob Wallis.
  A 2-10 A38   Zak Neary rush for 3 yards to the ADAM41 (Josh Jackson).

  A 3-7  A41   Seth Paul pass complete to Luke Kiser for 9 yards to the 50 yardline, 1ST
               DOWN ADAM (James Kelley).
  A 1-10 A50   Zak Neary rush for 3 yards to the TCHS47 (Brock Ellis;Chase Dallas).
  A 2-7  T47   Zak Neary rush for 4 yards to the TCHS43 (Kenyan Harper).
  A 3-3  T43   Zak Neary rush for 5 yards to the TCHS38, 1ST DOWN ADAM (Seth
               Holder;DJ Basford).
  A 1-10 T38   Seth Paul sacked for loss of 4 yards to the TCHS42 (James Kelley).
  A 2-14 T42   Zak Neary rush for 2 yards to the TCHS40 (Seth Holder).
  A 3-12 T40   Seth Paul sacked for loss of 4 yards to the TCHS44 (Taidrian Seay).
  A 4-16 T44   Ross Burcham punt 16 yards to the TCHS28, downed.
--------------- 9 plays, 18 yards, TOP 04:29 ---------------

      T 1-10 T28   TROUSDALE COUNTY HS drive start at 06:22.
      T 1-10 T28   Zach Blackwell rush for 1 yard to the TCHS29 (Chris Bernier).
      T 2-9  T29   Kenyan Harper rush for loss of 1 yard to the TCHS28 (Zak Neary).
      T 3-10 T28   M. Claiborne rush for 14 yards to the TCHS42, 1ST DOWN TCHS (Ross
                   Burcham).
      T 1-10 T42   Chase Dallas rush for 4 yards to the TCHS46 (Hutch Hefner).
      T 2-6  T46   Kenyan Harper rush for 2 yards to the TCHS48 (Luke Kiser;Chris
Bernier).
      T 3-4  T48   M. Claiborne rush for 7 yards to the ADAM45, 1ST DOWN TCHS (Jacob
                   Wallis).
      T 1-10 A45   Chase Dallas rush for 8 yards to the ADAM37 (Jacob Wallis).
      T 2-2  A37   Chase Dallas rush for 3 yards to the ADAM34, 1ST DOWN TCHS (F.
                   Jarnigan).
      T 1-10 A34   Kenyan Harper rush for 5 yards to the ADAM29 (Jacob Dengler).
      T 2-5  A29   M. Claiborne pass incomplete to Kenyan Harper.
      T 3-5  A29   M. Claiborne rush for 4 yards to the ADAM25 (Hutch Hefner).
      T 4-1  A25   PENALTY ADAM Encroachment 5 yards to the ADAM20, 1ST DOWN
                   TCHS.
      T 1-10 A20   Zach Blackwell rush for 7 yards to the ADAM13 (Austin Cotner).
      T 2-3  A13   Kenyan Harper rush for 1 yard to the ADAM12 (Zak Neary).

                          ==========END OF 1st QUARTER==========
                          ADAMSVILLE HS 0, TROUSDALE COUNTY HS 0
                          ======================================
```

Play-by-Play Summary (2nd quarter)

```
      T 3-2  A12   Start of 2nd quarter, clock 12:00.
      T 3-2  A12   Kenyan Harper rush for loss of 1 yard to the ADAM13 (Zak Neary;Dylan
                   Sweat).
      T 4-3  A13   Kenyan Harper rush for loss of 1 yard to the ADAM14 (Ross Burcham).
--------------- 15 plays, 58 yards, TOP 07:06 ---------------

  A 1-10 A14   ADAMSVILLE HS drive start at 11:16.
  A 1-10 A14   Zak Neary rush for 3 yards to the ADAM17 (Chase Dallas;DJ Basford).
  A 2-7  A17   Zak Neary rush for loss of 6 yards to the ADAM11 (Taidrian Seay).
  A 3-13 A11   Seth Paul pass complete to Jacob Wallis for 89 yards to the TCHS0, 1ST
               DOWN ADAM, TOUCHDOWN, clock 09:48.
               Will Linam kick attempt failed.

                              ======================================
                              ADAMSVILLE HS 6, TROUSDALE COUNTY HS 0
                              ======================================

--------------- 3 plays, 86 yards, TOP 01:28 ---------------

               Ross Burcham kickoff 24 yards to the TCHS36, Taidrian Seay return 0 yards
to
               the TCHS36.
      T 1-10 T36   TROUSDALE COUNTY HS drive start at 09:48.
      T 1-10 T36   Kenyan Harper rush for 19 yards to the ADAM45, 1ST DOWN TCHS
                   (Jacob Dengler).
      T 1-10 A45   M. Claiborne rush for 9 yards to the ADAM36 (Ross Burcham;Tanner
Pyron).
      T 2-1  A36   M. Claiborne pass incomplete to Seth Holder, QB hurry by Dylan Sweat.
      T 3-1  A36   Chase Dallas rush for 2 yards to the ADAM34, 1ST DOWN TCHS (Hutch
                   Hefner).
      T 1-10 A34   Zach Blackwell rush for 2 yards to the ADAM32 (Chris Irons).
      T 2-8  A32   Kenyan Harper rush for loss of 5 yards to the ADAM37 (Blake Sweat).
      T 3-13 A37   M. Claiborne pass incomplete to Kenyan Harper (Jacob Wallis).
      T 4-13 A37   M. Claiborne pass incomplete to Kenyan Harper (Jacob Wallis).
--------------- 8 plays, 27 yards, TOP 02:50 ---------------

  A 1-10 A37   ADAMSVILLE HS drive start at 06:58.
  A 1-10 A37   Zak Neary rush for loss of 4 yards to the ADAM33 (Seth Holder).
  A 2-14 A33   Seth Paul pass complete to Ross Burcham for 13 yards to the ADAM46 (DJ
               Basford).
  A 3-1  A46   Seth Paul rush for 2 yards to the ADAM48, 1ST DOWN ADAM (Brock
               Ellis).
  A 1-10 A48   Zak Neary rush for loss of 3 yards to the ADAM45 (DJ Basford;Josh
Jackson).
  A 2-13 A45   Seth Paul rush for 4 yards to the ADAM49 (Seth Holder).
  A 3-9  A49   Seth Paul sacked for loss of 10 yards to the ADAM39 (Seth Holder).
  A 4-19 A39   Ross Burcham punt 42 yards to the TCHS19, Kenyan Harper return 29 yards to
               the TCHS48, out-of-bounds.
--------------- 6 plays, 2 yards, TOP 03:44 ---------------

      T 1-10 T48   TROUSDALE COUNTY HS drive start at 03:14.
      T 1-10 T48   Chase Dallas rush for 4 yards to the ADAM48 (Luke Kiser).
      T 2-6  A48   Zach Blackwell rush for 7 yards to the ADAM41, 1ST DOWN TCHS
                   (Jacob Dengler;Hutch Hefner).
      T 1-10 A41   Kenyan Harper rush for 1 yard to the ADAM40 (Jacob Wallis).
      T 2-9  A40   Zach Blackwell rush for no gain to the ADAM40 (Jacob Dengler).
      T 3-9  A40   M. Claiborne pass complete to Kenyan Harper for 22 yards to the
ADAM18,
                   1ST DOWN TCHS (Chris Irons).
      T 1-10 A18   M. Claiborne pass incomplete to Zach Blackwell (Ross Burcham).
```

T 2-10 A18 M. Claiborne pass incomplete to Zach Blackwell.
T 3-10 A18 M. Claiborne pass complete to Josh Jackson for 18 yards to the ADAM0, **1ST DOWN TCHS**, TOUCHDOWN, clock 00:28.
T 1-G A03 Timeout Trousdale County HS, clock 00:28.
C. Lauderdale kick attempt good.

==========
ADAMSVILLE HS 6, TROUSDALE COUNTY HS 7
==========

---------- 8 plays, 52 yards, TOP 02:46 ----------

C. Lauderdale kickoff 19 yards to the ADAM41, Bradly Parmely return 0 yards to the ADAM41.
A 1-10 A41 ADAMSVILLE HS drive start at 00:28.
A 1-10 A41 Seth Paul pass complete to Jacob Wallis for no gain to the ADAM41 (James Kelley).
A 2-10 A41 Timeout Adamsville HS, clock 00:16.
A 2-10 A41 Seth Paul pass complete to Zak Neary for 15 yards to the TCHS44, **1ST DOWN ADAM**, out-of-bounds (Josh Jackson).
A 1-10 T44 Seth Paul pass complete to Zak Neary for 9 yards to the TCHS35, out-of-bounds (Chase Dallas), *PENALTY TCHS roughing passer 15 yards to the TCHS20,* ***1ST DOWN ADAM***.
A 1-10 T20 1st and 10.
A 1-10 T20 Timeout Adamsville HS, clock 00:01.
A 1-10 T20 Seth Paul pass incomplete to Ross Burcham.
A 2-10 T20 End of half, clock 00:00.

==========END OF 2nd QUARTER==========
ADAMSVILLE HS 6, TROUSDALE COUNTY HS 7
==========

Play-by-Play Summary (3rd quarter)

```
  A 2-10 T20   Start of 3rd quarter, clock 12:00.
  A 2-10 T20   Change of possession, TCHS ball on TCHS40, 1st and 10.
--------------- 4 plays, 39 yards, TOP 00:28 ---------------

      T 1-10 T40   TROUSDALE COUNTY HS drive start at 12:00.

                   C. Lauderdale kickoff 21 yards to the ADAM39, fair catch by Austin
                   Cotner.
  A 1-10 A39   ADAMSVILLE HS drive start at 12:00.
  A 1-10 A39   Jacob Wallis rush for no gain to the ADAM39 (Zach Blackwell).
  A 2-10 A39   Zak Neary rush for 5 yards to the ADAM44 (Seth Holder;Chase Dallas).
  A 3-5  A44   Seth Paul pass incomplete to Ross Burcham.
  A 4-5  A44   Ross Burcham punt 37 yards to the TCHS19, out-of-bounds.

--------------- 3 plays, 5 yards, TOP 01:20 ---------------

      T 1-10 T19   TROUSDALE COUNTY HS drive start at 10:40.
      T 1-10 T19   Kenyan Harper rush for 1 yard to the TCHS20 (Zak Neary).
      T 2-9  T20   Kenyan Harper rush for 27 yards to the TCHS47, 1ST DOWN TCHS
                   (Dustin Wilson).
      T 1-10 T47   Kenyan Harper rush for loss of 3 yards to the TCHS44 (Chris Irons),
                   PENALTY TCHS holding 16 yards to the TCHS31, NO PLAY.
      T 1-26 T31   M. Claiborne pass complete to Kenyan Harper for 33 yards to the
ADAM36,
                   1ST DOWN TCHS, out-of-bounds (Chris Bernier), PENALTY ADAM
                   personal foul 15 yards to the ADAM21, 1ST DOWN TCHS.
      T 1-10 A21   1st and 10.
      T 1-10 A21   Kenyan Harper rush for 3 yards to the ADAM18 (Jacob Wallis).
      T 2-7  A18   Kenyan Harper rush for 4 yards to the ADAM14 (Jacob Dengler).
      T 3-3  A14   M. Claiborne rush for 8 yards to the ADAM6, 1ST DOWN TCHS (Austin
                   Cotner).
      T 1-G  A06   Kenyan Harper rush for loss of 2 yards to the ADAM8 (Zak Neary).
      T 2-G  A08   PENALTY ADAM Encroachment 4 yards to the ADAM4.
      T 2-G  A04   Chase Dallas rush for 3 yards to the ADAM1 (Chris Bernier).
      T 3-G  A01   Zach Blackwell rush for 1 yard to the ADAM0, TOUCHDOWN, clock 06:55.
                   C. Lauderdale kick attempt good.

                            ======================================
                            ADAMSVILLE HS 6, TROUSDALE COUNTY HS 14
                            ======================================

--------------- 9 plays, 81 yards, TOP 03:45 ---------------

                   C. Lauderdale kickoff 19 yards to the ADAM41, Brady Herrin return 1
                   yards to the ADAM42.
  A 1-10 A42   ADAMSVILLE HS drive start at 06:55.
  A 1-10 A42   Zak Neary rush for 7 yards to the ADAM49 (Kenyan Harper).
  A 2-3  A49   Seth Paul pass incomplete to Jacob Wallis.
  A 3-3  A49   Zak Neary rush for 4 yards to the TCHS47, 1ST DOWN ADAM (DJ Basford).
  A 1-10 T47   Zak Neary rush for 12 yards to the TCHS35, 1ST DOWN ADAM (Chase
               Dallas).
  A 1-10 T35   Zak Neary rush for 1 yard to the TCHS34 (Seth Holder).
  A 2-9  T34   Seth Paul pass intercepted by Zach Blackwell at the TCHS26, Zach Blackwell
               return 18 yards to the TCHS44 (Chris Bernier).
--------------- 6 plays, 24 yards, TOP 02:05 ---------------

      T 1-10 T44   TROUSDALE COUNTY HS drive start at 04:50.
      T 1-10 T44   Zach Blackwell rush for 2 yards to the TCHS46 (Chris Irons;Jacob
                   Dengler).
      T 2-8  T46   Kenyan Harper rush for 28 yards to the ADAM26, 1ST DOWN TCHS
```

(Ross Burcham).
T 1-10 A26 Chase Dallas rush for 1 yard to the ADAM25 (Dustin Wilson;Zak Neary).
T 2-9 A25 M. Claiborne sacked for loss of 9 yards to the ADAM34 (Zak Neary), fumble by M. Claiborne recovered by ADAM Luke Kiser at ADAM38, Luke Kiser
for 25 yards to the TCHS37 (Seth Holder).
---------- 4 plays, 18 yards, TOP 02:14 ----------

A 1-10 T37 ADAMSVILLE HS drive start at 02:36, ADAM ball on ADAM37.

A 1-10 A37 Zak Neary rush for 35 yards to the TCHS28, **1ST DOWN ADAM** (Kenyan Harper).
A 1-10 T28 Zak Neary rush for 7 yards to the TCHS21 (Brock Ellis).
A 2-3 T21 Zak Neary rush for 20 yards to the TCHS1, **1ST DOWN ADAM** (Kenyan Harper).
A 1-G T01 Zak Neary rush for 1 yard to the TCHS0, TOUCHDOWN, clock 01:15.
A 1-G T03 Timeout Trousdale County HS, clock 01:15.
A 1-G T03 Timeout Trousdale County HS, clock 01:15.
Zak Neary rush attempt failed.

==========
ADAMSVILLE HS 12, TROUSDALE COUNTY HS 14
==========

---------- 4 plays, 63 yards, TOP 01:21 ----------

Ross Burcham kickoff 26 yards to the TCHS34, Chase Dallas return 0 yards to
the TCHS34.
T 1-10 T34 TROUSDALE COUNTY HS drive start at 01:15.
T 1-10 T34 M. Claiborne rush for loss of 2 yards to the TCHS32 (Luke Kiser).
T 2-12 T32 M. Claiborne sacked for loss of 12 yards to the TCHS20 (Zak Neary).
T 3-24 T20 M. Claiborne pass incomplete to Kenyan Harper.

==========END OF 3rd QUARTER==========
ADAMSVILLE HS 12, TROUSDALE COUNTY HS 14
==========

Play-by-Play Summary (4th quarter)

```
      T 4-24 T20   Start of 4th quarter, clock 12:00.
      T 4-24 T20   C. Lauderdale punt 30 yards to the 50 yardline, Jacob Wallis return -2
                   yards to the ADAM48 (James Kelley).
--------------- 3 plays, minus 14 yards, TOP 01:23 ---------------

  A 1-10 A48   ADAMSVILLE HS drive start at 11:52.
  A 1-10 A48   Zak Neary rush for 2 yards to the 50 yardline (Kenyan Harper;DJ Basford).
  A 2-8  A50   Zak Neary rush for 7 yards to the TCHS43 (Brock Ellis).
  A 3-1  T43   Seth Paul rush for 2 yards to the TCHS41, 1ST DOWN ADAM (DJ Basford).
  A 1-10 T41   Seth Paul rush for loss of 1 yard to the TCHS42, fumble by Seth Paul
               recovered by ADAM Zak Neary at TCHS42, Zak Neary for 1 yard to the TCHS41
               (Seth Holder).
  A 2-10 T41   PENALTY ADAM false start 5 yards to the TCHS46.
  A 2-15 T46   Seth Paul rush for 1 yard to the TCHS45 (James Kelley).
  A 3-14 T45   PENALTY ADAM false start 5 yards to the 50 yardline.
  A 3-19 A50   Seth Paul pass incomplete to Zak Neary.
  A 4-19 A50   Ross Burcham punt 15 yards to the TCHS35, out-of-bounds.

--------------- 6 plays, 2 yards, TOP 03:47 ---------------

      T 1-10 T35   TROUSDALE COUNTY HS drive start at 08:05.
      T 1-10 T35   Kenyan Harper rush for 27 yards to the ADAM38, 1ST DOWN TCHS,
                   out-of-bounds (Ross Burcham).
      T 1-10 A38   Kenyan Harper rush for 5 yards to the ADAM33 (Jacob Dengler).
      T 2-5  A33   Zach Blackwell rush for 3 yards to the ADAM30 (Chris Irons;Hutch
                   Hefner).
      T 3-2  A30   Zach Blackwell rush for 24 yards to the ADAM6, 1ST DOWN TCHS,
                   out-of-bounds (Ross Burcham).
      T 1-G  A06   Kenyan Harper rush for 4 yards to the ADAM2, out-of-bounds (Ross
                   Burcham).
      T 2-G  A02   M. Claiborne rush for 2 yards to the ADAM0, TOUCHDOWN, clock 06:16.
                   C. Lauderdale kick attempt good.

                           ========================================
                           ADAMSVILLE HS 12, TROUSDALE COUNTY HS 21
                           ========================================

--------------- 6 plays, 65 yards, TOP 01:49 ---------------

                   Ricky Harrison kickoff 55 yards to the ADAM5, Jacob Wallis return 36
                   yards to the ADAM41 (Chase Dallas).
  A 1-10 A41   ADAMSVILLE HS drive start at 06:16.
  A 1-10 A41   Zak Neary sacked for loss of 10 yards to the ADAM31 (Taidrian Seay).
  A 2-20 A31   Seth Paul sacked for loss of 9 yards to the ADAM22 (Taidrian Seay).
  A 3-29 A22   Seth Paul pass incomplete to Jacob Wallis (Brock Ellis), QB hurry by Brock
               Ellis.
  A 4-29 A22   Ross Burcham punt 37 yards to the TCHS41, downed.
--------------- 3 plays, minus 19 yards, TOP 02:01 ---------------

      T 1-10 T41   TROUSDALE COUNTY HS drive start at 04:15.
      T 1-10 T41   Kenyan Harper rush for 11 yards to the ADAM48, 1ST DOWN TCHS
                   (Chris Irons).
      T 1-10 A48   Zach Blackwell rush for 2 yards to the ADAM46 (Blake Sweat).
      T 2-8  A46   M. Claiborne rush for 2 yards to the ADAM44 (Jacob Dengler).
      T 3-6  A44   Timeout Adamsville HS, clock 02:56.
      T 3-6  A44   Kenyan Harper rush for 1 yard to the ADAM43 (Chris Bernier).
      T 4-5  A43   Timeout Trousdale County HS, timeout Adamsville HS, clock 02:51.
      T 4-5  A43   Timeout Trousdale County HS, clock 02:51.
      T 4-5  A43   M. Claiborne pass intercepted by Zak Neary at the ADAM36, Zak Neary
                   return 27 yards to the TCHS37 (Taidrian Seay).
```

---------- 5 plays, 16 yards, TOP 01:37 ----------

A 1-10 T37 ADAMSVILLE HS drive start at 02:38.
A 1-10 T37 Zak Neary rush for 11 yards to the TCHS26, **1ST DOWN ADAM** (James Kelley).
A 1-10 T26 Seth Paul pass incomplete to Jacob Wallis.
A 2-10 T26 Seth Paul pass incomplete to Jacob Wallis, *PENALTY TCHS pass interference 13 yards to the TCHS13,* ***1ST DOWN ADAM***, NO PLAY.
A 1-10 T13 Seth Paul pass complete to Jacob Wallis for 6 yards to the TCHS7 (James Kelley).
A 2-4 T07 Seth Paul pass intercepted by Kenyan Harper at the TCHS0, Kenyan Harper return 44 yards to the TCHS44 (Dylan Sweat).

---------- 4 plays, 30 yards, TOP 01:01 ----------

T 1-10 T44 TROUSDALE COUNTY HS drive start at 01:37.
T 1-10 T44 M. Claiborne rush for loss of 8 yards to the TCHS36 (Jacob Dengler).
T 2-18 T36 Timeout Adamsville HS, clock 01:17.
T 2-18 T36 Kenyan Harper rush for 20 yards to the ADAM44, **1ST DOWN TCHS** (Jacob Dengler).
T 1-10 A44 TEAM rush for no gain to the ADAM44.
T 2-10 A44 *PENALTY TCHS delay of game 5 yards to the ADAM49*.
T 2-15 A49 TEAM rush for loss of 1 yard to the 50 yardline.
T 3-16 T50 End of game, clock 00:00.

---------- 4 plays, 6 yards, TOP 01:37 ----------

==========FINAL SCORE==========
ADAMSVILLE HS 12, TROUSDALE COUNTY HS 21
==========

2012 Class 2A Football Playoffs

November 2 - December 1, 2012

Notes:

2011 Class 2A Football Playoffs

November 4 - December 3, 2011

First Round

#1 Hampton (9-1)
Game 101 Fri. Nov. 4 7 PM
Bye

#4 Oneida (6-4) 45
Game 102 Fri. Nov. 4 7 PM
#5 Cosby (5-5) 6

#3 Oliver Springs (6-4) 41
Game 103 Fri. Nov. 4 7 PM
#6 Wartburg Central (4-6) 13

#2 North Greene (6-4)
Game 104 Fri. Nov. 4 7 PM
Bye

#1 Trousdale Co. (9-1)
Game 105 Fri. Nov. 4 7 PM
Bye

#4 Friendship Christian (7-3) 42
Game 106 Fri. Nov. 4 7 PM
#5 Jackson Co. (6-4) 0

#3 Rockwood (6-4) 28
Game 107 Fri. Nov. 4 7 PM
#6 Watertown (6-4) 8

#2 Boyd Buchanan (9-1)
Game 108 Fri. Nov. 4 7 PM
Bye

#1 Adamsville (9-1)
Game 109 Fri. Nov. 4 7 PM
Bye

#4 Cascade (6-4) 28
Game 110 Fri. Nov. 4 7 PM
#5 Loretto (5-5) 27

#3 Forrest (7-3) 35
Game 111 Fri. Nov. 4 7 PM
#6 Houston Co. (5-5) 0

#2 Riverside (4-6)
Game 112 Fri. Nov. 4 7 PM
Bye

#1 Humboldt (9-1)
Game 113 Fri. Nov. 4 7 PM
Bye

#4 McKenzie (6-4) 7
Game 114 Fri. Nov. 4 7 PM
#5 Dresden (8-2) 35

#3 Booker T. Washington (7-3) 28
Game 115 Fri. Nov. 4 7 PM
#6 Peabody (4-6) 0

#2 Westwood (6-4)
Game 116 Fri. Nov. 4 7 PM
Bye

Second Round

Hampton 16
Game 201
Fri. Nov. 11 7 PM
Oneida 20

Oliver Springs 41
Game 202
Fri. Nov. 11 7 PM
North Greene 13

Trousdale Co. 14
Game 203
Fri. Nov. 11 7 PM
Friendship Christian 24

Rockwood 13
Game 204
Fri. Nov. 11 7 PM
Boyd Buchanan 17

Adamsville 17
Game 205
Fri. Nov. 11 7 PM
Cascade 14

Forrest 10
Game 206
Fri. Nov. 11 7 PM
Riverside 14

Humboldt 21
Game 207
Fri. Nov. 11 7 PM
Dresden 22

Booker T. Washington 12
Game 208
Fri. Nov. 11 7 PM
Westwood 14

Quarterfinals

Oneida 10
Game 301
Fri. Nov. 18 7 PM
Oliver Springs 20

Friendship Christian 21
Game 302
Fri. Nov. 18 7 PM
Boyd Buchanan 20

Adamsville 21
Game 303
Fri. Nov. 18 7 PM
Riverside 7

Dresden 32
Game 304
Fri. Nov. 18 7 PM
Westwood 12

Semifinals

Oliver Springs 6
Game 401
Fri. Nov. 25 7 PM
Friendship Christian 39

Adamsville 19
Game 402
Fri. Nov. 25 7 PM
Dresden 35

Championship

Friendship Christian 34
Game 501
Sat. Dec. 3 12 PM
BlueCross Bowl @ TN Tech
Dresden 0

Friendship Christian
STATE CHAMPION

Notes:

2010 Class 2A Football Playoffs

November 5 - December 4, 2010

First Round

#1 Hampton (9-1)
Game 101 Fri. Nov. 5 7 PM
Bye

#4 Boyd Buchanan (6-4) 20
Game 102 Fri. Nov. 5 7 PM
#5 Unaka (6-4) 6

#3 Rockwood (7-3) 14
Game 103 Fri. Nov. 5 7 PM
#6 Oliver Springs (6-4) 26

#2 Wartburg Central (8-2)
Game 104 Fri. Nov. 5 7 PM
Bye

#1 Trousdale Co. (10-0)
Game 105 Fri. Nov. 5 7 PM
Bye

#4 Cascade (7-3) 42
Game 106 Fri. Nov. 5 7 PM
#5 Jackson Co. (6-4) 27

#3 Friendship Christian (8-2) 45
Game 107 Fri. Nov. 5 7 PM
#6 Marion Co. (5-5) 8

#2 Signal Mountain (10-0)
Game 108 Fri. Nov. 5 7 PM
Bye

#1 McKenzie (9-1)
Game 109 Fri. Nov. 5 7 PM
Bye

#4 Mt. Pleasant (7-3) 50
Game 110 Fri. Nov. 5 7 PM
#5 White House Heritage (7-3) 22

#3 Dresden (8-2) 21
Game 111 Fri. Nov. 5 7 PM
#6 Forrest (6-4) 7

#2 Riverside (9-1)
Game 112 Fri. Nov. 5 7 PM
Bye

#1 Humboldt (7-3)
Game 113 Fri. Nov. 5 7 PM
Bye

#4 Adamsville (5-5) 31
Game 114 Fri. Nov. 5 7 PM
#5 Westwood (5-5) 14

#3 Peabody (5-5) 49
Game 115 Fri. Nov. 5 7 PM
#6 Douglass (3-7) 12

#2 Trinity Christian (6-4)
Game 116 Fri. Nov. 5 7 PM
Bye

Second Round

Hampton 10
Game 201 Fri. Nov. 12 7 PM
Boyd Buchanan 34

Oliver Springs 14
Game 202 Fri. Nov. 12 7 PM
Wartburg Central 48

Trousdale Co. 35
Game 203 Fri. Nov. 12 7 PM
Cascade 14

Friendship Christian 43
Game 204 Fri. Nov. 12 7 PM
Signal Mountain 56

McKenzie 18
Game 205 Fri. Nov. 12 7 PM
Mt. Pleasant 16

Dresden 0
Game 206 Fri. Nov. 12 7 PM
Riverside 33

Humboldt 28
Game 207 Fri. Nov. 12 7 PM
Adamsville 21

Peabody 17
Game 208 Fri. Nov. 12 7 PM
Trinity Christian 37

Quarterfinals

Boyd Buchanan 34
Game 301 Fri. Nov. 19 7 PM
Wartburg Central 7

Trousdale Co. 36
Game 302 Fri. Nov. 19 7 PM
Signal Mountain 46

McKenzie 40
Game 303 Fri. Nov. 19 7 PM
Riverside 7

Humboldt 7
Game 304 Fri. Nov. 19 7 PM
Trinity Christian 13

Semifinals

Boyd Buchanan 12
Game 401 Fri. Nov. 26 7 PM
Signal Mountain 51

McKenzie 26
OT
Game 402 Fri. Nov. 26 7 PM
Trinity Christian 27

Championship

Signal Mountain 56
Game 501 Sat. Dec. 4 12 PM BlueCross Bowl @ TN Tech
Trinity Christian 28

Signal Mountain
STATE CHAMPION

Notes:

2009 Class 2A Football Playoffs

November 6 - December 5, 2009

First Round

#1 Hampton (9-1)
Game 101 Fri. Nov. 6 7 PM
#8 Bye

#4 Oliver Springs (8-2) 12
Game 102 Fri. Nov. 6 7 PM
#6 Tellico Plains (7-3) 20

#3 Rockwood (8-2) 32
Game 103 Fri. Nov. 6 7 PM
#5 Unaka (5-5) 6

#7 Bye
Game 104 Fri. Nov. 6 7 PM
#2 Oneida (8-2)

#1 Boyd Buchanan (8-1)
Game 105 Fri. Nov. 6 7 PM
#8 Bye

#4 Forrest (9-1) 17
Game 106 Fri. Nov. 6 7 PM
#6 Marion Co. (6-4) 20

#3 Signal Mountain (9-1) 63
Game 107 Fri. Nov. 6 7 PM
#5 Silverdale (5-5) 23

#7 Bye
Game 108 Fri. Nov. 6 7 PM
#2 Cascade (7-3)

#1 Trousdale Co. (9-1)
Game 109 Fri. Nov. 6 7 PM
#8 Bye

#4 Mt. Pleasant (5-5) 6
Game 110 Fri. Nov. 6 7 PM
#5 White House Heritage (7-3) 28

#3 East Robertson (8-2) 46
Game 111 Fri. Nov. 6 7 PM
#6 Watertown (7-3) 0

#7 Bye
Game 112 Fri. Nov. 6 7 PM
#2 Friendship Christian (9-1)

#1 McKenzie (9-1)
Game 113 Fri. Nov. 6 7 PM
#8 Bye

#4 Riverside (8-2) 35
Game 114 Fri. Nov. 6 7 PM
#6 Westwood (3-7) 0

#3 Douglass (4-6) 14
Game 115 Fri. Nov. 6 7 PM
#6 Humboldt (6-4) 33

#7 Bye
Game 116 Fri. Nov. 6 7 PM
#2 Adamsville (9-1)

Second Round

Hampton 26
Game 201 Fri. Nov. 13 7 PM
Tellico Plains 12

Rockwood 21
Game 202 Fri. Nov. 13 7 PM
Oneida 14

Boyd Buchanan 28
Game 203 Fri. Nov. 13 7 PM
Marion Co. 6

Signal Mountain 24
Game 204 Fri. Nov. 13 7 PM
Cascade 25

Trousdale Co. 38
Game 205 Fri. Nov. 13 7 PM
White House Heritage 16

East Robertson 12
Game 206 Fri. Nov. 13 7 PM
Friendship Christian 56

McKenzie 22
Game 207 Fri. Nov. 13 7 PM
Riverside 7

Humboldt 7
Game 208 Fri. Nov. 13 7 PM
Adamsville 20

Quarterfinals

Hampton 14
Game 301 Fri. Nov. 20 7 PM
Rockwood 28

Boyd Buchanan 21
Game 302 Fri. Nov. 20 7 PM
Cascade 0

Trousdale Co. 28
Game 303 Fri. Nov. 20 7 PM
Friendship Christian 14

McKenzie 46
Game 304 Fri. Nov. 20 7 PM
Adamsville 20

Semifinals

Rockwood 0
Game 401 Fri. Nov. 27 7 PM
Boyd Buchanan 42

Trousdale Co. 7
Game 402 Fri. Nov. 27 7 PM
McKenzie 0

Championship

Boyd Buchanan 7
Game 501 Sat. Dec. 5 12 PM BlueCross Bowl @ TN Tech
Trousdale Co. 13

Trousdale Co.
STATE CHAMPION

Notes:

2009 TSSAA BlueCross Bowl
Division I Class 2A Championship Game
Trousdale Co. H.S. vs Boyd-Buchanan H.S. (Dec 05, 2009)

Scoring Summary

Scoring Summary (Final)
The Automated ScoreBook
Trousdale Co. H.S. vs Boyd-Buchanan H.S. (Dec 05, 2009 at Cookeville, Tenn.)

Trousdale Co. H.S. (13-1) vs. Boyd-Buchanan H.S. (11-2)

Date: Dec 05, 2009 Site: Cookeville, Tenn. Stadium: Tucker Stadium Attendance:

Score by Quarters	1	2	3	4	Score
Trousdale Co. H.S.	7	0	0	6	13
Boyd-Buchanan H.S.	7	0	0	0	7

SCORING SUMMARY	TROUS -BOYDB
1st 05:08 TROUS Cox,Joey 8 yd run (Stadter,Ben kick)	
13 plays, 65 yards, TOP 6:52	7 - 0
01:35 BOYDB Meadows,Hayden 1 yd run (Glisson,Joey kick)	
7 plays, 25 yards, TOP 3:33	7 - 7
4th 03:20 TROUS Edwards,Tyler 14 yd run (Stadter,Ben kick failed)	
4 plays, 32 yards, TOP 1:34	13 - 7

Kickoff time: 12:07 pm ? End of Game: 2:13 pm ? Total elapsed time: 2:06
Referee: Nick Owens ? Umpire: Mike Hughes ? Linesman: Paul Moore ? Line judge: Randy Kennedy ? Back judge: Mich. Phillips ? Field judge: ECO Willoughby ? Scorer: Layman/Abati ?
Temperature: 32 ? Wind: 6 NNE ? Weather: Snowy
Offensive MVP: #5 Tacola Seay (Trousdale Co.)
Defensive MVP: #5 Tacola Seay (Trousdale Co.)

Team Statistics

Team Statistics (Final)
The Automated ScoreBook
Trousdale Co. H.S. vs Boyd-Buchanan H.S. (Dec 05, 2009 at Cookeville, Tenn.)

Team Totals	TROUS	BOYDB
FIRST DOWNS	16	6
Rushing	14	3
Passing	1	3
Penalty	1	0
NET YARDS RUSHING	241	41
Rushing Attempts	59	30
Average Per Rush	4.1	1.4
Rushing Touchdowns	2	1
Yards Gained Rushing	247	64
Yards Lost Rushing	6	23
NET YARDS PASSING	34	58
Completions-Attempts-Int	1-4-3	6-11-1
Average Per Attempt	8.5	5.3
Average Per Completion	34.0	9.7
Passing Touchdowns	0	0
TOTAL OFFENSE YARDS	275	99
Total offense plays	63	41
Average Gain Per Play	4.4	2.4
Fumbles: Number-Lost	1-1	0-0
Penalties: Number-Yards	4-35	2-21
PUNTS-YARDS	0-0	5-159
Average Yards Per Punt	0.0	31.8
Net Yards Per Punt	0.0	27.8
Inside 20	0	1
50+ Yards	0	0
Touchbacks	0	1
Fair catch	0	1
KICKOFFS-YARDS	3-94	2-94
Average Yards Per Kickoff	31.3	47.0
Net Yards Per Kickoff	16.7	26.0
Touchbacks	0	0
Punt returns: Number-Yards-TD	0-0-0	0-0-0
Average Per Return	0.0	0.0
Kickoff returns: Number-Yds-TD	2-42-0	3-44-0
Average Per Return	21.0	14.7
Interceptions: Number-Yds-TD	1-18-0	3-1-0
Fumble Returns: Number-Yds-TD	0-0-0	0-0-0
Miscellaneous Yards	0	0
Possession Time	30:09	17:51
1st Quarter	7:43	4:17
2nd Quarter	7:02	4:58
3rd Quarter	6:51	5:09
4th Quarter	8:33	3:27
Third-Down Conversions	5 of 13	2 of 11
Fourth-Down Conversions	3 of 5	2 of 3
Red-Zone Scores-Chances	2-4	1-1
Sacks By: Number-Yards	3-16	0-0
PAT Kicks	1-2	1-1
Field Goals	0-0	0-0

Individual Statistics

Individual Statistics (Final)
The Automated ScoreBook
Trousdale Co. H.S. vs Boyd-Buchanan H.S. (Dec 05, 2009 at Cookeville, Tenn.)

Trousdale Co. H.S.

RUSHING	No.	Gain	Loss	Net	TD	Lg	Avg.
Seay,Tacola	29	136	0	136	0	17	4.7
Edwards,Tyler	13	51	3	48	1	14	3.7
Cox,Joey	8	45	0	45	1	13	5.6
Payne,Josh	1	8	0	8	0	8	8.0
Brown,Craig	4	7	1	6	0	4	1.5
Harper,Jordan	1	0	0	0	0	0	0.0
Young,Dillon	2	0	0	0	0	0	0.0
TEAM	1	0	2	-2	0	0	-2.0
Totals...	59	247	6	241	2	17	4.1

PASSING	Cmp-Att-Int	Yds	TD	Long	Sack
Young,Dillon	1-3-2	34	0	34	0
Brown,Craig	0-1-1	0	0	0	0
Totals...	1-4-3	34	0	34	0

RECEIVING	No.	Yds	TD	Lg
Cox,Joey	1	34	0	34
Totals...	1	34	0	34

PUNTING	No.	Yds	Avg	Long	In20	TB
Totals...	0	0	0.0	0	0	0

	Punts			Kickoffs			Intercept		
ALL RETURNS	No	Yds	Lg	No	Yds	Lg	No	Yds	Lg
Brown,Craig	0	0	0	1	24	24	0	0	0
Edwards,Tyler	0	0	0	1	18	18	0	0	0
Seay,Tacola	0	0	0	0	0	0	1	18	18
Totals...	0	0	0	2	42	24	1	18	18

ALL PURPOSE	Rush	Rcv	KR	PR	IR	Total
Seay,Tacola	136	0	0	0	18	154
Cox,Joey	45	34	0	0	0	79
Edwards,Tyler	48	0	18	0	0	66
Brown,Craig	6	0	24	0	0	30
Payne,Josh	8	0	0	0	0	8
TEAM	-2	0	0	0	0	-2
Totals...	241	34	42	0	18	335

FIELD GOAL ATTEMPTS

KICKOFFS	No.	Yds	TB	OB	Avg.
Stadter,Ben	3	94	0	0	31.3

Boyd-Buchanan H.S.

RUSHING	No.	Gain	Loss	Net	TD	Lg	Avg.
Beasley,Ben	14	27	4	23	0	6	1.6
Crowe,Andrew	11	27	16	11	0	12	1.0
Ferguson,Trey	1	7	0	7	0	7	7.0
Meadows,Hayden	2	3	0	3	1	2	1.5
TEAM	1	0	1	-1	0	0	-1.0
Reed,Chase	1	0	2	-2	0	0	-2.0
Totals...	30	64	23	41	1	12	1.4

PASSING	Cmp-Att-Int	Yds	TD	Long	Sack
Crowe,Andrew	6-11-1	58	0	14	3
Totals...	6-11-1	58	0	14	3

RECEIVING	No.	Yds	TD	Lg
Beasley,Ben	2	24	0	13
Shull,Taylor	2	17	0	14
Crowe,Matthew	1	12	0	12
Glisson,Joey	1	5	0	5
Totals...	6	58	0	14

PUNTING	No.	Yds	Avg	Long	In20	TB
Tallen,Andrew	5	159	31.8	35	1	1
Totals...	5	159	31.8	35	1	1

	Punts			Kickoffs			Intercept		
ALL RETURNS	No	Yds	Lg	No	Yds	Lg	No	Yds	Lg
Shull,Taylor	0	0	0	1	38	38	1	0	0
Kensler,Ross	0	0	0	1	0	0	0	0	0
Babb,Clint	0	0	0	0	0	0	1	0	0
Ferguson,Trey	0	0	0	1	6	6	1	1	1
Totals...	0	0	0	3	44	38	3	1	1

ALL PURPOSE	Rush	Rcv	KR	PR	IR	Total
Shull,Taylor	0	17	38	0	0	55
Beasley,Ben	23	24	0	0	0	47
Ferguson,Trey	7	0	6	0	1	14
Crowe,Matthew	0	12	0	0	0	12
Crowe,Andrew	11	0	0	0	0	11
Glisson,Joey	0	5	0	0	0	5
Meadows,Hayden	3	0	0	0	0	3
TEAM	-1	0	0	0	0	-1
Reed,Chase	-2	0	0	0	0	-2
Totals...	41	58	44	0	1	144

FIELD GOAL ATTEMPTS

KICKOFFS	No.	Yds	TB	OB	Avg.
Glisson,Joey	2	94	0	0	47.0

FUMBLES: Trousdale Co. H.S.-Brown,Craig 1-1. Boyd-Buchanan H.S.-None.

Drive Chart

Drive Chart (Final)
The Automated ScoreBook
Trousdale Co. H.S. vs Boyd-Buchanan H.S. (Dec 05, 2009 at Cookeville, Tenn.)

	Drive Started				Drive Ended				Consumed		
Team	Qtr	Spot	Time	Obtained	Spot	Time		How Lost	Pl-Yds	TOP	RZ
TROUS	1st	T35	12:00	Kickoff	B00	05:08	*	TOUCHDOWN	13-65	6:52	#
TROUS	1st	T33	01:35	Kickoff	T40	00:44		Fumble	2-7	0:51	
TROUS	2nd	T01	09:25	Punt	B11	02:48		Downs	12-88	6:37	#
TROUS	2nd	B22	01:03	Interception	B31	00:38		Interception	2--9	0:25	
TROUS	3rd	T40	12:00	Possession	T40	12:00		Kickoff	0-0	0:00	
TROUS	3rd	T33	10:26	Punt	T36	09:10		Interception	3-3	1:16	
TROUS	3rd	T20	07:26	Punt	B34	02:10		Interception	10-46	5:16	
TROUS	3rd	B37	00:19	Punt	B01	06:46		Downs	12-36	5:33	#
TROUS	4th	B32	04:54	Punt	B00	03:20	*	TOUCHDOWN	4-32	1:34	#
TROUS	4th	T39	01:45	Downs	T46	00:00		End of half	5-7	1:45	
BOYDB	1st	B40	12:00	Possession	B40	12:00		Kickoff	0-0	0:00	
BOYDB	1st	T25	05:08	Kickoff	T00	01:35	*	TOUCHDOWN	7-25	3:33	#
BOYDB	1st	T40	00:44	Fumble	T35	09:25		Punt	7-5	3:19	
BOYDB	2nd	B11	02:48	Downs	B34	01:03		Interception	5-23	1:45	
BOYDB	2nd	B05	00:38	Interception	B05	00:00		End of half	3-0	0:38	
BOYDB	3rd	B29	12:00	Kickoff	B33	10:26		Punt	3-4	1:34	
BOYDB	3rd	B50	09:10	Interception	T35	07:26		Punt	5-15	1:44	
BOYDB	3rd	B06	02:10	Interception	B06	00:19		Punt	3-0	1:51	
BOYDB	4th	B01	06:46	Downs	B07	04:54		Punt	3-6	1:52	
BOYDB	4th	B46	03:20	Kickoff	T39	01:45		Downs	5-15	1:35	

Trousdale Co. H.S.	1st Qtr	2nd Qtr	3rd Qtr	4th Qtr	1st Half	2nd Half	Total
Time of possession	07:43	07:02	06:51	08:33	14:45	15:24	30:09
3rd Down Conversions	2/3	2/3	1/3	0/4	4/6	1/7	5/13
Average field position	T34	T39	T38	B47	T36	T44	T41
4th Down Conversions	1/1	0/1	1/1	1/2	1/2	2/3	3/5

Boyd-Buchanan H.S.	1st Qtr	2nd Qtr	3rd Qtr	4th Qtr	1st Half	2nd Half	Total
Time of possession	04:17	04:58	05:09	03:27	09:15	08:36	17:51
3rd Down Conversions	1/2	1/4	0/3	0/2	2/6	0/5	2/11
Average field position	T33	B08	B28	B23	B37	B26	B31
4th Down Conversions	1/1	1/1	0/0	0/1	2/2	0/1	2/3

Drive Chart (By Quarter)

		Drive Started			Drive Ended				Consumed		
Team	Qtr	Spot	Time	Obtained	Spot	Time		How Lost	Pl-Yds	TOP	RZ
BOYDB	1st	B40	12:00	Possession	B40	12:00		Kickoff	0-0	0:00	
TROUS	1st	T35	12:00	Kickoff	B00	05:08	*	TOUCHDOWN	13-65	6:52	#
BOYDB	1st	T25	05:08	Kickoff	T00	01:35	*	TOUCHDOWN	7-25	3:33	#
TROUS	1st	T33	01:35	Kickoff	T40	00:44		Fumble	2-7	0:51	
BOYDB	1st	T40	00:44	Fumble	T35	09:25		Punt	7-5	3:19	
TROUS	2nd	T01	09:25	Punt	B11	02:48		Downs	12-88	6:37	#
BOYDB	2nd	B11	02:48	Downs	B34	01:03		Interception	5-23	1:45	
TROUS	2nd	B22	01:03	Interception	B31	00:38		Interception	2--9	0:25	
BOYDB	2nd	B05	00:38	Interception	B05	00:00		End of half	3-0	0:38	
TROUS	3rd	T40	12:00	Possession	T40	12:00		Kickoff	0-0	0:00	
BOYDB	3rd	B29	12:00	Kickoff	B33	10:26		Punt	3-4	1:34	
TROUS	3rd	T33	10:26	Punt	T36	09:10		Interception	3-3	1:16	
BOYDB	3rd	B50	09:10	Interception	T35	07:26		Punt	5-15	1:44	
TROUS	3rd	T20	07:26	Punt	B34	02:10		Interception	10-46	5:16	
BOYDB	3rd	B06	02:10	Interception	B06	00:19		Punt	3-0	1:51	
TROUS	3rd	B37	00:19	Punt	B01	06:46		Downs	12-36	5:33	#
BOYDB	4th	B01	06:46	Downs	B07	04:54		Punt	3-6	1:52	
TROUS	4th	B32	04:54	Punt	B00	03:20	*	TOUCHDOWN	4-32	1:34	#
BOYDB	4th	B46	03:20	Kickoff	T39	01:45		Downs	5-15	1:35	
TROUS	4th	T39	01:45	Downs	T46	00:00		End of half	5-7	1:45	

Defensive Statistics

Defensive Statistics (Final)
The Automated ScoreBook
Trousdale Co. H.S. vs Boyd-Buchanan H.S. (Dec 05, 2009 at Cookeville, Tenn.)

##	Trousdale Co. H.S.	Solo	Ast	Total	TFL/Yds	FF	FR-Yds	Int-Yds	BrUp	Blkd	Sack/Yds	QBH
5	Seay,Tacola	9	2	11	1.0/1	.	.	1-18	.	.	.	.
24	Edwards,Tyler	9	.	9	2.0/4	.	.	.	.	.	.	.
9	Ford,Brent	2	2	4	.	.	.	.	.	.	.	.
26	Cox,Joey	3	.	3	.	.	.	.	.	.	.	.
7	Brown,Craig	2	1	3	.	.	.	.	.	.	.	.
57	Scruggs,Zach	1	2	3	1.0/2	.	.	.	.	.	1/2	.
83	Gregory,Alex	2	.	2	1.0/2	.	.	.	.	.	1/2	.
12	Turczyn,Devon	2	.	2	2.0/13	.	.	.	.	.	1/12	.
62	Merryman,Mitch	1	1	2	.	.	.	.	.	.	.	.
3	Harper,Jordan	1	.	1	.	.	.	.	.	.	.	.
21	Payne,Josh	.	.	.	.	.	.	.	1	.	.	.
##	**Boyd-Buchanan H.S.**	**Solo**	**Ast**	**Total**	**TFL/Yds**	**FF**	**FR-Yds**	**Int-Yds**	**BrUp**	**Blkd**	**Sack/Yds**	**QBH**
15	Kensler,Ross	6	8	14	.	.	.	.	.	.	.	.
7	Shull,Taylor	6	4	10	1.0/2	.	.	1-0	.	.	.	.
29	Crowe,Matthew	5	4	9	1.0/1	1	1-0	.	.	.	.	.
33	Meadows,Hayden	5	2	7	.	.	.	.	.	.	.	.
10	Ferguson,Trey	3	4	7	.	.	.	1-1	.	.	.	.
14	Lockhart,Jake	4	1	5	1.0/1	.	.	.	.	.	.	.
23	McCalla,Trey	.	5	5	.	.	.	.	.	.	.	.
18	Babb,Clint	4	.	4	.	.	.	1-0	.	.	.	.
53	Ray,Seth	2	1	3	.	.	.	.	.	.	.	.
65	Caldwell,Devin	2	1	3	.	.	.	.	.	.	.	.
63	Headrick,Lance	1	2	3	.	.	.	.	.	.	.	.
6	Peach,Andrew	2	.	2	.	.	.	.	.	.	.	.
78	Brewer,Malik	.	2	2	.	.	.	.	.	.	.	.
9	Crowe,Andrew	1	.	1	.	.	.	.	.	.	.	.
76	Jordan,Vincente	1	.	1	.	.	.	.	.	.	.	.

Participation Report

Participation Report (Final)
The Automated ScoreBook
Trousdale Co. H.S. vs Boyd-Buchanan H.S. (Dec 05, 2009 at Cookeville, Tenn.)

Trousdale Co. H.S.: 3-Harper,Jordan, 5-Seay,Tacola, 7-Brown,Craig, 9-Ford,Brent, 10-Young,Dillon, 12-Turczyn,Devon, 21-Payne,Josh, 24-Edwards,Tyler, 26-Cox,Joey, 57-Scruggs,Zach, 62-Merryman,Mitch, 81-Stadter,Ben, 83-Gregory,Alex.

Boyd-Buchanan H.S.: 6-Peach,Andrew, 7-Shull,Taylor, 8-Tallen,Andrew, 9-Crowe,Andrew, 10-Ferguson,Trey, 14-Lockhart,Jake, 15-Kensler,Ross, 18-Babb,Clint, 22-Beasley,Ben, 23-McCalla,Trey, 24-Reed,Chase, 29-Crowe,Matthew, 32-Glisson,Joey, 33-Meadows,Hayden, 53-Ray,Seth, 63-Headrick,Lance, 65-Caldwell,Devin, 76-Jordan,Vincente, 78-Brewer,Malik.

Box Score

Box Score (Final)

Trousdale Co. H.S. vs Boyd-Buchanan H.S. (Dec 05, 2009 at Cookeville, Tenn.)

Score by Quarters	1	2	3	4	Score	
Trousdale Co. H.S...	7	0	0	6	- 13	Record: (13-1)
Boyd-Buchanan H.S...	7	0	0	0	- 7	Record: (11-2)

Scoring Summary:

1st 05:08 TROUS - Cox,Joey 8 yd run (Stadter,Ben kick), 13-65 6:52, TROUS 7 - BOYDB 0
01:35 BOYDB - Meadows,Hayden 1 yd run (Glisson,Joey kick), 7-25 3:33, TROUS 7 - BOYDB 7
4th 03:20 TROUS - Edwards,Tyler 14 yd run (Stadter,Ben kick failed), 4-32 1:34, TROUS 13 - BOYDB 7

	TROUS	BOYDB
FIRST DOWNS.....	**16**	**6**
RUSHES-YARDS (NET).....	**59-241**	**30-41**
PASSING YDS (NET).....	**34**	**58**
Passes Att-Comp-Int.....	4-1-3	11-6-1
TOTAL OFFENSE PLAYS-YARDS.....	**63-275**	**41-99**
Fumble Returns-Yards.....	0-0	0-0
Punt Returns-Yards.....	0-0	0-0
Kickoff Returns-Yards.....	2-42	3-44
Interception Returns-Yards....	1-18	3-1
Punts (Number-Avg).....	0-0.0	5-31.8
Fumbles-Lost.....	1-1	0-0
Penalties-Yards.....	4-35	2-21
Possession Time.....	30:09	17:51
Third-Down Conversions.....	5 of 13	2 of 11
Fourth-Down Conversions.....	3 of 5	2 of 3
Red-Zone Scores-Chances.....	2-4	1-1
Sacks By: Number-Yards.....	3-16	0-0

RUSHING: Trousdale Co. H.S.-Seay,Tacola 29-136; Edwards,Tyler 13-48; Cox,Joey 8-45; Payne,Josh 1-8; Brown,Craig 4-6; Harper,Jordan 1-0; Young,Dillon 2-0; TEAM 1-minus 2. Boyd-Buchanan H.S.-Beasley,Ben 14-23; Crowe,Andrew 11-11; Ferguson,Trey 1-7; Meadows,Hayden 2-3; TEAM 1-minus 1; Reed,Chase 1-minus 2.

PASSING: Trousdale Co. H.S.-Young,Dillon 1-3-2-34; Brown,Craig 0-1-1-0. Boyd-Buchanan H.S.-Crowe,Andrew 6-11-1-58.

RECEIVING: Trousdale Co. H.S.-Cox,Joey 1-34. Boyd-Buchanan H.S.-Beasley,Ben 2-24; Shull,Taylor 2-17; Crowe,Matthew 1-12; Glisson,Joey 1-5.

INTERCEPTIONS: Trousdale Co. H.S.-Seay,Tacola 1-18. Boyd-Buchanan H.S.-Ferguson,Trey 1-1; Babb,Clint 1-0; Shull,Taylor 1-0.

FUMBLES: Trousdale Co. H.S.-Brown,Craig 1-1. Boyd-Buchanan H.S.-None.

Stadium: Tucker Stadium Attendance: 0
Kickoff time: 12:07 pm End of Game: 2:13 pm Total elapsed time: 2:06
Officials: Referee: Nick Owens; Umpire: Mike Hughes; Linesman: Paul Moore; Line judge: Randy Kennedy; Back judge: Mich. Phillips; Field judge: ECO Willoughby; Scorer: Layman/Abati;
Temperature: 32 Wind: 6 NNE Weather: Snowy

Offensive MVP: #5 Tacola Seay (Trousdale Co.)
Defensive MVP: #5 Tacola Seay (Trousdale Co.)

Trousdale Co. H.S. vs Boyd-Buchanan H.S. (Dec 05, 2009 at Cookeville, Tenn.)

SACKS (UA-A): Trousdale Co. H.S.-Scruggs,Zach 1-0; Turczyn,Devon 1-0; Gregory,Alex 1-0. Boyd-Buchanan H.S.-None.

TACKLES (UA-A): Trousdale Co. H.S.-Seay,Tacola 9-2; Edwards,Tyler 9-0; Ford,Brent 2-2; Cox,Joey 3-0; Brown,Craig 2-1; Scruggs,Zach 1-2; Gregory,Alex 2-0; Turczyn,Devon 2-0; Merryman,Mitch 1-1; Harper,Jordan 1-0. Boyd-Buchanan H.S.-Kensler,Ross 6-8; Shull,Taylor 6-4; Crowe,Matthew 5-4; Meadows,Hayden 5-2; Ferguson,Trey 3-4; Lockhart,Jake 4-1; McCalla,Trey 0-5; Babb,Clint 4-0; Ray,Seth 2-1; Caldwell,Devin 2-1; Headrick,Lance 1-2; Peach,Andrew 2-0; Brewer,Malik 0-2; Crowe,Andrew 1-0; Jordan,Vincente 1-0.

Player participation:

Trousdale Co. H.S.: 3-Harper,Jordan, 5-Seay,Tacola, 7-Brown,Craig, 9-Ford,Brent, 10-Young,Dillon, 12-Turczyn,Devon,
21-Payne,Josh, 24-Edwards,Tyler, 26-Cox,Joey, 57-Scruggs,Zach, 62-Merryman,Mitch, 81-Stadter,Ben, 83-Gregory,Alex.

Boyd-Buchanan H.S.: 6-Peach,Andrew, 7-Shull,Taylor, 8-Tallen,Andrew, 9-Crowe,Andrew, 10-Ferguson,Trey, 14-Lockhart,Jake,
15-Kensler,Ross, 18-Babb,Clint, 22-Beasley,Ben, 23-McCalla,Trey, 24-Reed,Chase, 29-Crowe,Matthew, 32-Glisson,Joey,
33-Meadows,Hayden, 53-Ray,Seth, 63-Headrick,Lance, 65-Caldwell,Devin, 76-Jordan,Vincente, 78-Brewer,Malik.

Play-by-Play Summary

Play-by-Play Summary
The Automated ScoreBook
Trousdale Co. H.S. vs Boyd-Buchanan H.S. (Dec 05, 2009 at Cookeville, Tenn.)
1st Quarter

Trous 1-10 at Trous40 Change of possession, BOYDB ball on BOYDB40, 1st and 10.
Glisson,Joey kickoff 43 yards to the TROUS17, Edwards,Tyler return 18 yards to the TROUS35 (Peach,Andrew).
Trous 1-10 at Trous35 TROUSDALE CO. H.S. drive start at 12:00.
Trous 1-10 at Trous35 Cox,Joey rush for 9 yards to the TROUS44 (Babb,Clint).
Trous 2-1 at Trous44 Seay,Tacola rush for 6 yards to the 50 yardline, **1ST DOWN TROUS** (Shull,Taylor).
Trous 1-10 at Trous50 Harper,Jordan rush for no gain to the 50 yardline (Crowe,Matthew).
Trous 2-10 at Trous50 Seay,Tacola rush for 6 yards to the BOYDB44 (Headrick,Lance).
Trous 3-4 at Boydb44 Cox,Joey rush for 13 yards to the BOYDB31, **1ST DOWN TROUS** (Babb,Clint).
Trous 1-10 at Boydb31 Seay,Tacola rush for 9 yards to the BOYDB22 (Shull,Taylor).
Trous 2-1 at Boydb22 Edwards,Tyler rush for loss of 1 yard to the BOYDB23 (Lockhart,Jake).
Trous 3-2 at Boydb23 Edwards,Tyler rush for no gain to the BOYDB23 (Ray,Seth).
Trous 4-2 at Boydb23 Seay,Tacola rush for 2 yards to the BOYDB21, **1ST DOWN TROUS** (Kensler,Ross;Lockhart,Jake).
Trous 1-10 at Boydb21 Cox,Joey rush for 3 yards to the BOYDB18 (Caldwell,Devin).
Trous 2-7 at Boydb18 Seay,Tacola rush for 6 yards to the BOYDB12 (Ferguson,Trey).
Trous 3-1 at Boydb12 Seay,Tacola rush for 4 yards to the BOYDB8, **1ST DOWN TROUS** (Crowe,Matthew;McCalla,Trey).
Trous 1-G at Boydb08 Cox,Joey rush for 8 yards to the BOYDB0, TOUCHDOWN, clock 05:08.
Stadter,Ben kick attempt good.
Trousdale Co. H.S. 7, Boyd-Buchanan H.S. 0
Drive: 13 plays, 65 yards, TOP 06:52
Stadter,Ben kickoff 38 yards to the BOYDB22, Shull,Taylor return 38 yards to the TROUS40 (Edwards,Tyler), *PENALTY TROUS personal foul 15 yards to the TROUS25*, 1st and 10, BOYDB ball on TROUS25.
Boydb 1-10 at Trous25 BOYD-BUCHANAN H.S. drive start at 05:08.
Boydb 1-10 at Trous25 Beasley,Ben rush for 1 yard to the TROUS24 (Edwards,Tyler).
Boydb 2-9 at Trous24 Beasley,Ben rush for 4 yards to the TROUS20 (Seay,Tacola).
Boydb 3-5 at Trous20 Crowe,Andrew pass complete to Shull,Taylor for 14 yards to the TROUS6, **1ST DOWN BOYDB** (Cox,Joey).
Boydb 1-G at Trous06 Beasley,Ben rush for no gain to the TROUS6 (Seay,Tacola).
Boydb 2-G at Trous06 Crowe,Andrew rush for 5 yards to the TROUS1 (Ford,Brent).
Boydb 3-G at Trous01 Crowe,Andrew rush for no gain to the TROUS1 (Seay,Tacola;Scruggs,Zach).
Boydb 4-G at Trous01 Meadows,Hayden rush for 1 yard to the TROUS0, TOUCHDOWN, clock 01:35.
Glisson,Joey kick attempt good.
Trousdale Co. H.S. 7, Boyd-Buchanan H.S. 7
Drive: 7 plays, 25 yards, TOP 03:33
Glisson,Joey kickoff 51 yards to the TROUS9, Brown,Craig return 24 yards to the TROUS33 (Peach,Andrew).
Trous 1-10 at Trous33 TROUSDALE CO. H.S. drive start at 01:35.
Trous 1-10 at Trous33 Edwards,Tyler rush for 5 yards to the TROUS38 (Crowe,Matthew;Kensler,Ross).
Trous 2-5 at Trous38 Brown,Craig rush for 2 yards to the TROUS40, fumble forced by Crowe,Matthew, fumble by Brown,Craig recovered by BOYDB Crowe,Matthew at TROUS40.
Drive: 2 plays, 7 yards, TOP 00:51
Boydb 1-10 at Trous40 BOYD-BUCHANAN H.S. drive start at 00:44.
Boydb 1-10 at Trous40 Ferguson,Trey rush for 7 yards to the TROUS33 (Brown,Craig).
Boydb 2-3 at Trous33 Crowe,Andrew rush for no gain to the TROUS33 (Seay,Tacola).
Drive: 2 plays, 7 yards, TOP 03:19
Trousdale Co. H.S. 7, Boyd-Buchanan H.S. 7

2nd Quarter

Boydb 3-3 at Trous33 Start of 2nd quarter, clock 12:00.
Boydb 3-3 at Trous33 Crowe,Andrew pass incomplete to Shull,Taylor (Payne,Josh).
Boydb 4-3 at Trous33 Timeout Boyd-Buchanan H.S., clock 11:55.
Boydb 4-3 at Trous33 Beasley,Ben rush for 4 yards to the TROUS29, **1ST DOWN BOYDB** (Cox,Joey).
Boydb 1-10 at Trous29 Beasley,Ben rush for 3 yards to the TROUS26 (Edwards,Tyler).
Boydb 2-7 at Trous26 Beasley,Ben rush for loss of 1 yard to the TROUS27 (Seay,Tacola).
Boydb 3-8 at Trous27 Crowe,Andrew sacked for loss of 2 yards to the TROUS29 (Gregory,Alex).
Boydb 4-10 at Trous29 *PENALTY BOYDB delay of game 6 yards to the TROUS35*.
Boydb 4-16 at Trous35 Tallen,Andrew punt 34 yards to the TROUS1, downed.
Drive: 7 plays, 5 yards, TOP 03:19
Trous 1-10 at Trous01 TROUSDALE CO. H.S. drive start at 09:25.
Trous 1-10 at Trous01 Edwards,Tyler rush for 8 yards to the TROUS9 (Ferguson,Trey;McCalla,Trey).
Trous 2-2 at Trous09 Edwards,Tyler rush for 10 yards to the TROUS19, **1ST DOWN TROUS** (Ferguson,Trey).
Trous 1-10 at Trous19 Seay,Tacola rush for no gain to the TROUS19 (Lockhart,Jake).
Trous 2-10 at Trous19 Seay,Tacola rush for 5 yards to the TROUS24 (Meadows,Hayden;McCalla,Trey).
Trous 3-5 at Trous24 Young,Dillon pass complete to Cox,Joey for 34 yards to the BOYDB42, **1ST DOWN TROUS** (Shull,Taylor).
Trous 1-10 at Boydb42 Seay,Tacola rush for 3 yards to the BOYDB39 (Lockhart,Jake).
Trous 2-7 at Boydb39 Cox,Joey rush for 2 yards to the BOYDB37 (Meadows,Hayden).
Trous 3-5 at Boydb37 Seay,Tacola rush for 17 yards to the BOYDB20, **1ST DOWN TROUS** (Ferguson,Trey;Shull,Taylor).
Trous 1-10 at Boydb20 Seay,Tacola rush for 5 yards to the BOYDB15 (McCalla,Trey;Kensler,Ross).
Trous 2-5 at Boydb15 Cox,Joey rush for 1 yard to the BOYDB14 (Brewer,Malik;Kensler,Ross).
Trous 3-4 at Boydb14 Seay,Tacola rush for 2 yards to the BOYDB12 (Shull,Taylor;Kensler,Ross).
Trous 4-2 at Boydb12 Timeout Trousdale Co. H.S., clock 02:57.
Trous 4-2 at Boydb12 Seay,Tacola rush for 1 yard to the BOYDB11 (Kensler,Ross).
Drive: 12 plays, 88 yards, TOP 06:37
Boydb 1-10 at Boydb11 BOYD-BUCHANAN H.S. drive start at 02:48.
Boydb 1-10 at Boydb11 Beasley,Ben rush for 6 yards to the BOYDB17 (Ford,Brent).
Boydb 2-4 at Boydb17 Beasley,Ben rush for 3 yards to the BOYDB20 (Ford,Brent;Scruggs,Zach).
Boydb 3-1 at Boydb20 Crowe,Andrew rush for 2 yards to the BOYDB22, **1ST DOWN BOYDB** (Edwards,Tyler).
Boydb 1-10 at Boydb22 Crowe,Andrew pass complete to Crowe,Matthew for 12 yards to the BOYDB34, **1ST DOWN BOYDB** (Seay,Tacola).
Boydb 1-10 at Boydb34 Timeout Boyd-Buchanan H.S., clock 01:14.
Boydb 1-10 at Boydb34 Crowe,Andrew pass intercepted by Seay,Tacola at the BOYDB40, Seay,Tacola return 18 yards to the BOYDB22 (Crowe,Andrew).
Drive: 5 plays, 23 yards, TOP 01:45
Trous 1-10 at Boydb22 TROUSDALE CO. H.S. drive start at 01:03.
Trous 1-10 at Boydb22 Seay,Tacola rush for 1 yard to the BOYDB21 (Shull,Taylor;Ferguson,Trey), *PENALTY TROUS illegal block 10 yards to the BOYDB31*.
Trous 1-19 at Boydb31 1st and 20.
Trous 1-20 at Boydb31 Young,Dillon pass intercepted by Babb,Clint at the BOYDB5, Babb,Clint return 0 yards to the BOYDB5.
Drive: 2 plays, minus 9 yards, TOP 00:25
Boydb 1-10 at Boydb05 BOYD-BUCHANAN H.S. drive start at 00:38.
Boydb 1-10 at Boydb05 Beasley,Ben rush for loss of 1 yard to the BOYDB4 (Turczyn,Devon).
Boydb 2-11 at Boydb04 Timeout Trousdale Co. H.S., clock 00:26.
Boydb 2-11 at Boydb04 Meadows,Hayden rush for 2 yards to the BOYDB6 (Seay,Tacola).
Boydb 3-9 at Boydb06 Timeout Trousdale Co. H.S., clock 00:20.
Boydb 3-9 at Boydb06 TEAM rush for loss of 1 yard to the BOYDB5.
Boydb 4-10 at Boydb05 End of half, clock 00:00.
Drive: 3 plays, 0 yards, TOP 00:38
Trousdale Co. H.S. 7, Boyd-Buchanan H.S. 7

3rd Quarter

Boydb 4-10 at Boydb05 Start of 3rd quarter, clock 12:00.
Boydb 4-10 at Boydb05 Change of possession, TROUS ball on TROUS40, 1st and 10.
Drive: 3 plays, 0 yards, TOP 00:38
Trous 1-10 at Trous40 TROUSDALE CO. H.S. drive start at 12:00.
Stadter,Ben kickoff 37 yards to the BOYDB23, Ferguson,Trey return 6 yards to the BOYDB29 (Harper,Jordan).
Boydb 1-10 at Boydb29 BOYD-BUCHANAN H.S. drive start at 12:00.
Boydb 1-10 at Boydb29 Beasley,Ben rush for 1 yard to the BOYDB30 (Gregory,Alex).
Boydb 2-9 at Boydb30 Beasley,Ben rush for 2 yards to the BOYDB32 (Brown,Craig).
Boydb 3-7 at Boydb32 Crowe,Andrew rush for 1 yard to the BOYDB33 (Seay,Tacola).
Boydb 4-6 at Boydb33 Tallen,Andrew punt 34 yards to the TROUS33, downed.
Drive: 3 plays, 4 yards, TOP 01:34
Trous 1-10 at Trous33 TROUSDALE CO. H.S. drive start at 10:26.
Trous 1-10 at Trous33 Cox,Joey rush for 4 yards to the TROUS37 (Kensler,Ross).
Trous 2-6 at Trous37 Brown,Craig rush for loss of 1 yard to the TROUS36 (Crowe,Matthew).
Trous 3-7 at Trous36 Young,Dillon pass intercepted by Ferguson,Trey at the BOYDB49, Ferguson,Trey return 1 yards to the 50 yardline.
Drive: 3 plays, 3 yards, TOP 01:16
Boydb 1-10 at Boydb50 BOYD-BUCHANAN H.S. drive start at 09:10.
Boydb 1-10 at Boydb50 Crowe,Andrew pass incomplete to Shull,Taylor.
Boydb 2-10 at Boydb50 Crowe,Andrew rush for 12 yards to the TROUS38, **1ST DOWN BOYDB** (Edwards,Tyler).
Boydb 1-10 at Trous38 Beasley,Ben rush for loss of 2 yards to the TROUS40 (Edwards,Tyler).
Boydb 2-12 at Trous40 Crowe,Andrew pass incomplete to Shull,Taylor.
Boydb 3-12 at Trous40 Crowe,Andrew pass complete to Glisson,Joey for 5 yards to the TROUS35 (Edwards,Tyler).
Boydb 4-7 at Trous35 Tallen,Andrew punt 35 yards to the TROUS0, touchback.
Drive: 5 plays, 15 yards, TOP 01:44
Trous 1-10 at Trous20 TROUSDALE CO. H.S. drive start at 07:26.
Trous 1-10 at Trous20 Seay,Tacola rush for 17 yards to the TROUS37, **1ST DOWN TROUS** (Ferguson,Trey;Meadows,Hayden).
Trous 1-10 at Trous37 Seay,Tacola rush for 6 yards to the TROUS43 (Shull,Taylor).
Trous 2-4 at Trous43 Seay,Tacola rush for 2 yards to the TROUS45 (Crowe,Matthew).
Trous 3-2 at Trous45 Seay,Tacola rush for 4 yards to the TROUS49, **1ST DOWN TROUS** (Kensler,Ross).
Trous 1-10 at Trous49 Edwards,Tyler rush for no gain to the TROUS49.
Trous 2-10 at Trous49 Cox,Joey rush for 5 yards to the BOYDB46 (Kensler,Ross).
Trous 3-5 at Boydb46 Seay,Tacola rush for 2 yards to the BOYDB44 (Shull,Taylor;Headrick,Lance).
Trous 4-3 at Boydb44 Timeout Trousdale Co. H.S., clock 03:22.
Trous 4-3 at Boydb44 Payne,Josh rush for 8 yards to the BOYDB36, **1ST DOWN TROUS** (Babb,Clint).
Trous 1-10 at Boydb36 Seay,Tacola rush for 2 yards to the BOYDB34 (Meadows,Hayden).
Trous 2-8 at Boydb34 Brown,Craig pass intercepted by Shull,Taylor at the BOYDB6, Shull,Taylor return 0 yards to the BOYDB6.
Drive: 10 plays, 46 yards, TOP 05:16
Boydb 1-10 at Boydb06 BOYD-BUCHANAN H.S. drive start at 02:10.
Boydb 1-10 at Boydb06 Crowe,Andrew rush for 4 yards to the BOYDB10 (Ford,Brent;Merryman,Mitch).
Boydb 2-6 at Boydb10 Reed,Chase rush for loss of 2 yards to the BOYDB8 (Edwards,Tyler).
Boydb 3-8 at Boydb08 Crowe,Andrew sacked for loss of 2 yards to the BOYDB6 (Scruggs,Zach).
Boydb 4-10 at Boydb06 Tallen,Andrew punt 31 yards to the BOYDB37, fair catch by Cox,Joey.
Drive: 3 plays, 0 yards, TOP 01:51
Trous 1-10 at Boydb37 TROUSDALE CO. H.S. drive start at 00:19.
Trous 1-10 at Boydb37 Seay,Tacola rush for 4 yards to the BOYDB33 (Kensler,Ross;Headrick,Lance).
Drive: 1 plays, 4 yards, TOP 05:33
Trousdale Co. H.S. 7, Boyd-Buchanan H.S. 7

4th Quarter

Trous 2-6 at Boydb33 Start of 4th quarter, clock 12:00.
Trous 2-6 at Boydb33 Edwards,Tyler rush for 9 yards to the BOYDB24, **1ST DOWN TROUS** (Babb,Clint).
Trous 1-10 at Boydb24 Seay,Tacola rush for 6 yards to the BOYDB18 (Brewer,Malik;Caldwell,Devin).
Trous 2-4 at Boydb18 Seay,Tacola rush for 5 yards to the BOYDB13, **1ST DOWN TROUS** (Caldwell,Devin).
Trous 1-10 at Boydb13 Seay,Tacola rush for 5 yards to the BOYDB8 (Crowe,Matthew;Ray,Seth).
Trous 2-5 at Boydb08 Seay,Tacola rush for 3 yards to the BOYDB5 (Kensler,Ross).
Trous 3-2 at Boydb05 Brown,Craig rush for 1 yard to the BOYDB4 (Ferguson,Trey).
Trous 4-1 at Boydb04 Timeout Trousdale Co. H.S., clock 09:04.
Trous 4-1 at Boydb04 Seay,Tacola rush for 3 yards to the BOYDB1, **1ST DOWN TROUS** (Meadows,Hayden).
Trous 1-G at Boydb01 Edwards,Tyler rush for no gain to the BOYDB1 (Lockhart,Jake).
Trous 2-G at Boydb01 Young,Dillon rush for no gain to the BOYDB1 (Jordan,Vincente).
Trous 3-G at Boydb01 Edwards,Tyler rush for no gain to the BOYDB1 (Crowe,Matthew;Kensler,Ross).
Trous 4-G at Boydb01 Seay,Tacola rush for no gain to the BOYDB1 (Crowe,Matthew).
Drive: 12 plays, 36 yards, TOP 05:33
Boydb 1-10 at Boydb01 BOYD-BUCHANAN H.S. drive start at 06:46.
Boydb 1-10 at Boydb01 Timeout Boyd-Buchanan H.S., clock 06:46.
Boydb 1-10 at Boydb01 Beasley,Ben rush for 2 yards to the BOYDB3 (Merryman,Mitch).
Boydb 2-8 at Boydb03 Beasley,Ben rush for 1 yard to the BOYDB4 (Brown,Craig;Seay,Tacola).
Boydb 3-7 at Boydb04 Crowe,Andrew rush for 3 yards to the BOYDB7 (Edwards,Tyler).
Boydb 4-4 at Boydb07 Tallen,Andrew punt 25 yards to the BOYDB32, out-of-bounds.
Drive: 3 plays, 6 yards, TOP 01:52
Trous 1-10 at Boydb32 TROUSDALE CO. H.S. drive start at 04:54.
Trous 1-10 at Boydb32 Seay,Tacola rush for 1 yard to the BOYDB31 (McCalla,Trey;Kensler,Ross).
Trous 2-9 at Boydb31 Brown,Craig rush for 4 yards to the BOYDB27 (Meadows,Hayden).
Trous 3-5 at Boydb27 Edwards,Tyler rush for loss of 2 yards to the BOYDB29 (Shull,Taylor), *PENALTY BOYDB personal foul 15 yards to the BOYDB14,* ***1ST DOWN TROUS***.
Trous 1-10 at Boydb14 1st and 10.
Trous 1-10 at Boydb14 Edwards,Tyler rush for 14 yards to the BOYDB0, **1ST DOWN TROUS**, TOUCHDOWN, clock 03:20.
Stadter,Ben kick attempt failed.
Trousdale Co. H.S. 13, Boyd-Buchanan H.S. 7
Stadter,Ben kickoff 33 yards to the BOYDB27, out-of-bounds, *PENALTY TROUS illegal procedure 5 yards to the TROUS35*, NO PLAY.
Drive: 4 plays, 32 yards, TOP 01:34
Stadter,Ben kickoff 19 yards to the BOYDB46, Kensler,Ross return 0 yards to the BOYDB46.
Boydb 1-10 at Boydb46 BOYD-BUCHANAN H.S. drive start at 03:20.
Boydb 1-10 at Boydb46 Crowe,Andrew pass complete to Beasley,Ben for 11 yards to the TROUS43, **1ST DOWN BOYDB** (Cox,Joey).
Boydb 1-10 at Trous43 Crowe,Andrew sacked for loss of 12 yards to the BOYDB45 (Turczyn,Devon).
Boydb 2-22 at Boydb45 Crowe,Andrew pass complete to Shull,Taylor for 3 yards to the BOYDB48 (Seay,Tacola).
Boydb 3-19 at Boydb48 Crowe,Andrew pass incomplete to Babb,Clint.
Boydb 4-19 at Boydb48 Crowe,Andrew pass complete to Beasley,Ben for 13 yards to the TROUS39 (Seay,Tacola).
Drive: 5 plays, 15 yards, TOP 01:35
Trous 1-10 at Trous39 TROUSDALE CO. H.S. drive start at 01:45.
Trous 1-10 at Trous39 Seay,Tacola rush for 9 yards to the TROUS48 (Shull,Taylor).
Trous 2-1 at Trous48 Timeout Boyd-Buchanan H.S., clock 01:29.
Trous 2-1 at Trous48 Edwards,Tyler rush for 3 yards to the BOYDB49, **1ST DOWN TROUS** (Meadows,Hayden).
Trous 1-10 at Boydb49 Edwards,Tyler rush for 2 yards to the BOYDB47 (Kensler,Ross).
Trous 2-8 at Boydb47 Young,Dillon rush for no gain to the BOYDB47 (Ray,Seth).
Trous 3-8 at Boydb47 *PENALTY TROUS delay of game 5 yards to the TROUS48*.
Trous 3-13 at Trous48 TEAM rush for loss of 2 yards to the TROUS46.
Trous 4-15 at Trous46 End of game, clock 00:00.
Drive: 5 plays, 7 yards, TOP 01:45
FINAL SCORE
Trousdale Co. H.S. 13, Boyd-Buchanan H.S. 7

2008 Class 1A Football Playoffs

November 7 - December 5, 2008

First Round

R3 #1	South Pittsburg (10-0)	41
R4 #4	Clay Co. (7-3)	6
R4 #2	Friendship Christian (9-1)	35
R3 #3	Lookout Valley (7-3)	14
R3 #2	Chattanooga Grace (7-3)	15
R4 #3	Watertown (6-4)	27
R3 #4	Silverdale (6-4)	6
R4 #1	Trousdale Co. (10-0)	49
R1 #1	Knoxville Grace (9-1)	42
R2 #4	Coalfield (4-6)	6
R2 #2	Greenback (9-1)	49
R1 #3	Hampton (5-4)	7
R1 #2	Cosby (8-2)	34
R2 #3	Midway (7-3)	46
R1 #4	Cloudland (6-4)	18
R2 #1	Oneida (10-0)	41
R7 #1	Union City (9-1)	55
R8 #4	Halls (5-5)	0
R8 #2	Manassas (9-1)	6
R7 #3	McKenzie (8-2)	7
R7 #2	Lake Co. (6-4)	32
R8 #3	Fayette Academy (5-5)	28
R7 #4	Gleason (5-5)	36
R8 #1	Trinity Christian (5-5)	30
R5 #1	Cascade (10-0)	42
R6 #4	Columbia Academy (7-3)	21
R6 #2	Mt. Pleasant (7-3)	10
R5 #3	McEwen (8-2)	27
R5 #2	Jo Byrns (9-1)	41
R6 #3	Moore Co. (6-4)	21
R5 #4	MTCS (7-3)	14
R6 #1	Wayne Co. (8-2)	42

Second Round

Game	Fri. Nov. 7 7 PM
1101	South Pittsburg 41, Clay Co. 6
1102	Friendship Christian 35, Lookout Valley 14
1103	Watertown 15, Watertown 27
1104	Silverdale 6, Trousdale Co. 49
1105	Knoxville Grace 42, Coalfield 6
1106	Greenback 49, Hampton 7
1107	Cosby 34, Midway 46
1108	Cloudland 18, Oneida 41
1109	Union City 55, Halls 0
1110	Manassas 6, McKenzie 7
1111	Lake Co. 32, Fayette Academy 28
1112	Gleason 36, Trinity Christian 30
1113	Cascade 42, Columbia Academy 21
1114	Mt. Pleasant 10, McEwen 27
1115	Jo Byrns 41, Moore Co. 21
1116	MTCS 14, Wayne Co. 42

Game	Fri. Nov. 14 7 PM		
1201	South Pittsburg	28	
	Friendship Christian	12	
1202	Watertown	14	
	Trousdale Co.	52	
1203	Knoxville Grace	36	
	Greenback	61	
1204	Midway	0	
	Oneida	38	
1205	Union City	14	
	McKenzie	17	
1206	Lake Co.	42	
	Gleason	40	
1207	Cascade	55	
	McEwen	20	
1208	Jo Byrns	33	
	Wayne Co.	6	

Quarterfinals

Game	Fri. Nov. 21 7 PM		
1301	South Pittsburg	6	
	Trousdale Co.	13	
1302	Greenback	21	
	Oneida	50	
1303	McKenzie	53	
	Lake Co.	0	
1304	Cascade	0	
	Jo Byrns	22	

Semifinals

Game	Fri. Nov. 28 7 PM		
1401	Trousdale Co.	23	
	Oneida	10	
1402	McKenzie	21	
	Jo Byrns	31	

Championship

Game	Fri. Dec. 5 3:30 PM, BlueCross Bowl @ MTSU		
1501	Trousdale Co.	31	
	Jo Byrns	14	

Trousdale Co.

STATE CHAMPION

Notes:

Scoring Summary

Scoring Summary (Final)
2008 Blue Cross Bowl
Trousdale Co. vs Jo Byrns (Dec 5, 2008 at Murfreesboro, TN)

Trousdale Co. (15-0) vs. Jo Byrns (13-2)

Date: Dec 5, 2008 • Site: Murfreesboro, TN • Stadium: Floyd • Attendance:

Score by Quarters	1	2	3	4	Score
Trousdale Co.	**0**	**14**	**0**	**17**	**31**
Jo Byrns	**0**	**6**	**8**	**0**	**14**

SCORING SUMMARY				TROUS -BYRNS
2nd	11:54	TROUS	Brown, Craig 11 yd run (White, Jared kick)	
			14 plays, 93 yards, TOP 7:19	7 - 0
	08:07	BYRNS	Holt, Brandon 37 yd run (Morris, Clint kick failed)	
			8 plays, 78 yards, TOP 3:47	7 - 6
	04:03	TROUS	Hall, Creigh 3 yd run (White, Jared kick)	
			9 plays, 63 yards, TOP 4:04	14 - 6
3rd	02:28	BYRNS	Ashabraner, K. 5 yd run (Ashabraner, K. rush)	
			13 plays, 67 yards, TOP 7:22	14 - 14
4th	11:32	TROUS	Seay, Tacola 17 yd run (White, Jared kick)	
			7 plays, 55 yards, TOP 2:56	21 - 14
	07:37	TROUS	Brown, Craig 22 yd run (White, Jared kick)	
			4 plays, 38 yards, TOP 1:42	28 - 14
	03:56	TROUS	White, Jared 30 yd field goal	
			7 plays, 26 yards, TOP 2:46	31 - 14

Kickoff time: 3:37 PM • End of Game: 5:50 PM • Total elapsed time: 2:13
Referee: Craig Phillips • Umpire: Bennie Houser • Linesman: Ron Hemphill • Line judge: Alan Winter • Back judge: Troy Pike • Field judge: P Blackwell ECO • Scorer: Layman/Morris • Temperature: 33 • Wind: 4 NW • Weather: Sunny
Offensive MVP: #5 - Tacola Seay, Trousdale County
Defensive MVP: #83 - Austin Dillon, Trousdale County

Team Statistics

Team Statistics (Final)
2008 Blue Cross Bowl
Trousdale Co. vs Jo Byrns (Dec 5, 2008 at Murfreesboro, TN)

Team Totals	TROUS	BYRNS
FIRST DOWNS	20	15
Rushing	20	9
Passing	0	4
Penalty	0	2
NET YARDS RUSHING	345	194
Rushing Attempts	50	33
Average Per Rush	6.9	5.9
Rushing Touchdowns	4	2
Yards Gained Rushing	350	201
Yards Lost Rushing	5	7
NET YARDS PASSING	0	68
Completions-Attempts-Int	0-3-0	9-18-3
Average Per Attempt	0.0	3.8
Average Per Completion	0.0	7.6
Passing Touchdowns	0	0
TOTAL OFFENSE YARDS	345	262
Total offense plays	53	51
Average Gain Per Play	6.5	5.1
Fumbles: Number-Lost	0-0	0-0
Penalties: Number-Yards	8-61	4-35
PUNTS-YARDS	1-24	1-33
Average Yards Per Punt	24.0	33.0
Net Yards Per Punt	24.0	32.0
Inside 20	0	0
50+ Yards	0	0
Touchbacks	0	0
Fair catch	0	0
KICKOFFS-YARDS	6-316	3-123
Average Yards Per Kickoff	52.7	41.0
Net Yards Per Kickoff	40.3	24.7
Touchbacks	2	0
Punt returns: Number-Yards-TD	1-1-0	0-0-0
Average Per Return	1.0	0.0
Kickoff returns: Number-Yds-TD	3-49-0	4-34-0
Average Per Return	16.3	8.5
Interceptions: Number-Yds-TD	3-31-0	0-0-0
Fumble Returns: Number-Yds-TD	0-0-0	0-0-0
Miscellaneous Yards	0	0
Possession Time	24:49	23:11
1st Quarter	7:13	4:47
2nd Quarter	5:07	6:53
3rd Quarter	4:38	7:22
4th Quarter	7:51	4:09
Third-Down Conversions	6 of 9	4 of 9
Fourth-Down Conversions	0 of 0	1 of 3
Red-Zone Scores-Chances	4-5	1-3
Sacks By: Number-Yards	0-0	0-0
PAT Kicks	4-4	0-1
Field Goals	1-1	0-0

Individual Statistics

Individual Statistics (Final)
2008 Blue Cross Bowl
Trousdale Co. vs Jo Byrns (Dec 5, 2008 at Murfreesboro, TN)

Trousdale Co.

RUSHING	No.	Gain	Loss	Net	TD	Lg	Avg.
Edwards, Tyler	17	113	0	113	0	19	6.6
Seay, Tacola	14	109	0	109	1	21	7.8
Hall, Creigh	12	85	0	85	1	17	7.1
Brown, Craig	5	43	3	40	2	22	8.0
TEAM	1	0	1	-1	0	0	-1.0
Cunningham, J.	1	0	1	-1	0	0	-1.0
Totals...	50	350	5	345	4	22	6.9

PASSING	Cmp-Att-Int	Yds	TD	Long	Sack
Brown, Craig	0-1-0	0	0	0	0
TEAM	0-1-0	0	0	0	0
Young, Dillon	0-1-0	0	0	0	0
Totals...	0-3-0	0	0	0	0

RECEIVING	No.	Yds	TD	Lg
Totals...	0	0	0	0

PUNTING	No.	Yds	Avg	Long	In20	TB
White, Jared	1	24	24.0	24	0	0
Totals...	1	24	24.0	24	0	0

	Punts			Kickoffs			Intercept		
ALL RETURNS	No	Yds	Lg	No	Yds	Lg	No	Yds	Lg
Payne, Josh	0	0	0	3	49	21	0	0	0
Cox, Joey	1	1	1	0	0	0	0	0	0
Hood, Tony	0	0	0	0	0	0	1	20	20
Dillion, Austin	0	0	0	0	0	0	2	11	11
Totals...	1	1	1	3	49	21	3	31	20

ALL PURPOSE	Rush	Rcv	KR	PR	IR	Total
Edwards, Tyler	113	0	0	0	0	113
Seay, Tacola	109	0	0	0	0	109
Hall, Creigh	85	0	0	0	0	85
Payne, Josh	0	0	49	0	0	49
Brown, Craig	40	0	0	0	0	40
Hood, Tony	0	0	0	0	20	20
Dillion, Austin	0	0	0	0	11	11
Cox, Joey	0	0	0	1	0	1
TEAM	-1	0	0	0	0	-1
Cunningham, J.	-1	0	0	0	0	-1
Totals...	345	0	49	1	31	426

FIELD GOAL ATTEMPTS

White, Jared 4th 03:56 30 yards Good

KICKOFFS	No.	Yds	TB	OB	Avg.
White, Jared	6	316	2	0	52.7

Jo Byrns

RUSHING	No.	Gain	Loss	Net	TD	Lg	Avg.
Ashabraner, K.	22	125	2	123	1	21	5.6
Holt, Brandon	9	67	5	62	1	37	6.9
Bourne, Isaac	1	5	0	5	0	5	5.0
Adkins, Scott	1	4	0	4	0	4	4.0
Totals...	33	201	7	194	2	37	5.9

PASSING	Cmp-Att-Int	Yds	TD	Long	Sack
Adkins, Scott	9-18-3	68	0	15	0
Totals...	9-18-3	68	0	15	0

RECEIVING	No.	Yds	TD	Lg
Morris, Clint	3	19	0	15
Edwards, Josh	2	24	0	15
Holt, Brandon	2	15	0	11
Ashabraner, K.	1	7	0	7
Adkins, Gabriel	1	3	0	3
Totals...	9	68	0	15

PUNTING	No.	Yds	Avg	Long	In20	TB
Morris, Clint	1	33	33.0	33	0	0
Totals...	1	33	33.0	33	0	0

	Punts			Kickoffs			Intercept		
ALL RETURNS	No	Yds	Lg	No	Yds	Lg	No	Yds	Lg
Morris, Clint	0	0	0	1	2	2	0	0	0
Traughber, F.	0	0	0	3	32	16	0	0	0
Totals...	0	0	0	4	34	16	0	0	0

ALL PURPOSE	Rush	Rcv	KR	PR	IR	Total
Ashabraner, K.	123	7	0	0	0	130
Holt, Brandon	62	15	0	0	0	77
Traughber, F.	0	0	32	0	0	32
Edwards, Josh	0	24	0	0	0	24
Morris, Clint	0	19	2	0	0	21
Bourne, Isaac	5	0	0	0	0	5
Adkins, Scott	4	0	0	0	0	4
Adkins, Gabriel	0	3	0	0	0	3
Totals...	194	68	34	0	0	296

FIELD GOAL ATTEMPTS

KICKOFFS	No.	Yds	TB	OB	Avg.
Ashabraner, K.	3	123	0	0	41.0

FUMBLES: Trousdale Co.-None. Jo Byrns-None.

Drive Chart

Drive Chart (Final)
2008 Blue Cross Bowl
Trousdale Co. vs Jo Byrns (Dec 5, 2008 at Murfreesboro, TN)

	Drive Started				Drive Ended				Consumed		
Team	Qtr	Spot	Time	Obtained	Spot	Time		How Lost	Pl-Yds	TOP	RZ
TROUS	1st	T07	07:13	Downs	B00	11:54	*	TOUCHDOWN	14-93	7:19	#
TROUS	2nd	T37	08:07	Kickoff	B00	04:03	*	TOUCHDOWN	9-63	4:04	#
TROUS	2nd	T15	00:57	Interception	T50	00:00		End of half	5-35	0:57	
TROUS	3rd	T39	12:00	Kickoff	T43	09:50		Punt	3-4	2:10	
TROUS	3rd	T45	02:28	Kickoff	B00	11:32	*	TOUCHDOWN	7-55	2:56	#
TROUS	4th	B38	09:19	Punt	B00	07:37	*	TOUCHDOWN	4-38	1:42	
TROUS	4th	B39	06:42	Interception	B13	03:56	*	FIELD GOAL	7-26	2:46	#
TROUS	4th	B33	02:55	Interception	B21	00:00		End of half	5-12	2:55	#
BYRNS	1st	B27	12:00	Kickoff	T06	07:13		Downs	10-67	4:47	#
BYRNS	2nd	B22	11:54	Kickoff	T00	08:07	*	TOUCHDOWN	8-78	3:47	
BYRNS	2nd	B20	04:03	Kickoff	T20	00:57		Interception	11-60	3:06	#
BYRNS	3rd	B40	12:00	Possession	B40	12:00		Kickoff	0-0	0:00	
BYRNS	3rd	B33	09:50	Punt	T00	02:28	*	TOUCHDOWN	13-67	7:22	#
BYRNS	4th	B07	11:32	Kickoff	B06	09:19		Punt	3--1	2:13	
BYRNS	4th	B22	07:37	Kickoff	B26	06:42		Interception	2-4	0:55	
BYRNS	4th	B20	03:56	Kickoff	B29	02:55		Interception	4-9	1:01	

Trousdale Co.	1st Qtr	2nd Qtr	3rd Qtr	4th Qtr	1st Half	2nd Half	Total
Time of possession	07:13	05:07	04:38	07:51	12:20	12:29	24:49
3rd Down Conversions	3/3	1/1	0/1	2/4	4/4	2/5	6/9
Average field position	T07	T26	T42	B37	T19	B46	T41
4th Down Conversions	0/0	0/0	0/0	0/0	0/0	0/0	0/0

Jo Byrns	1st Qtr	2nd Qtr	3rd Qtr	4th Qtr	1st Half	2nd Half	Total
Time of possession	04:47	06:53	07:22	04:09	11:40	11:31	23:11
3rd Down Conversions	1/2	1/3	2/3	0/1	2/5	2/4	4/9
Average field position	B27	B21	B33	B16	B23	B20	B21
4th Down Conversions	0/1	0/1	1/1	0/0	0/2	1/1	1/3

Drive Chart (By Quarter)

	Drive Started				Drive Ended				Consumed		
Team	**Qtr**	**Spot**	**Time**	**Obtained**	**Spot**	**Time**		**How Lost**	**Pl-Yds**	**TOP**	**RZ**
BYRNS	1st	B27	12:00	Kickoff	T06	07:13		Downs	10-67	4:47	#
TROUS	1st	T07	07:13	Downs	B00	11:54	*	TOUCHDOWN	14-93	7:19	#
BYRNS	2nd	B22	11:54	Kickoff	T00	08:07	*	TOUCHDOWN	8-78	3:47	
TROUS	2nd	T37	08:07	Kickoff	B00	04:03	*	TOUCHDOWN	9-63	4:04	#
BYRNS	2nd	B20	04:03	Kickoff	T20	00:57		Interception	11-60	3:06	#
TROUS	2nd	T15	00:57	Interception	T50	00:00		End of half	5-35	0:57	
BYRNS	3rd	B40	12:00	Possession	B40	12:00		Kickoff	0-0	0:00	
TROUS	3rd	T39	12:00	Kickoff	T43	09:50		Punt	3-4	2:10	
BYRNS	3rd	B33	09:50	Punt	T00	02:28	*	TOUCHDOWN	13-67	7:22	#
TROUS	3rd	T45	02:28	Kickoff	B00	11:32	*	TOUCHDOWN	7-55	2:56	#
BYRNS	4th	B07	11:32	Kickoff	B06	09:19		Punt	3--1	2:13	
TROUS	4th	B38	09:19	Punt	B00	07:37	*	TOUCHDOWN	4-38	1:42	
BYRNS	4th	B22	07:37	Kickoff	B26	06:42		Interception	2-4	0:55	
TROUS	4th	B39	06:42	Interception	B13	03:56	*	FIELD GOAL	7-26	2:46	#
BYRNS	4th	B20	03:56	Kickoff	B29	02:55		Interception	4-9	1:01	
TROUS	4th	B33	02:55	Interception	B21	00:00		End of half	5-12	2:55	#

Defensive Statistics

Defensive Statistics (Final)
2008 Blue Cross Bowl
Trousdale Co. vs Jo Byrns (Dec 5, 2008 at Murfreesboro, TN)

##	Trousdale Co.	Solo	Ast	Total	TFL/Yds	FF	FR-Yds	Int-Yds	BrUp	Blkd	Sack/Yds	QBH
5	Seay, Tacola	8	2	10	0.5/1	.	.	.	.	.	.	.
9	Ford, Brent	5	2	7	1.0/5	.	.	.	.	.	.	.
27	Hood, Tony	5	.	5	.	.	.	1-20	.	.	.	.
55	Cunningham, J.	4	1	5	.	.	.	.	.	.	.	.
26	Cox, Joey	3	1	4	.	.	.	.	.	.	.	.
21	Payne, Josh	2	2	4	.	.	.	.	.	.	.	.
83	Dillion, Austin	2	2	4	.	.	.	2-11	.	.	.	.
50	Gregory, Alex	3	.	3	.	.	.	.	.	.	.	.
7	Brown, Craig	2	1	3	.	.	.	.	.	.	.	.
2	Hall, Creigh	1	1	2	.	.	.	.	.	.	.	.
52	Gregory, Kyle	.	1	1	0.5/1	.	.	.	.	.	.	.
24	Edwards, Tyler	.	1	1	.	.	.	.	.	.	.	.
##	**Jo Byrns**	**Solo**	**Ast**	**Total**	**TFL/Yds**	**FF**	**FR-Yds**	**Int-Yds**	**BrUp**	**Blkd**	**Sack/Yds**	**QBH**
44	Ashabraner, K.	9	3	12	.	.	.	.	1	.	.	.
83	Edwards, Josh	7	1	8	.	.	.	.	.	.	.	.
5	Fleming, Dylan	5	3	8	1.0/2	.	.	.	.	.	.	.
27	Shepard, Matt	4	3	7	.	.	.	.	.	.	.	.
64	Castleman, Ca.	3	3	6	.	.	.	.	.	.	.	.
59	Nordy, David	4	1	5	1.0/1	.	.	.	.	.	.	.
34	Holt, Brandon	4	.	4	.	.	.	.	.	.	.	.
36	Castleman, Ch.	3	1	4	1.0/1	.	.	.	.	.	.	.
17	Morris, Clint	2	.	2	.	.	.	.	.	.	.	.
2	Adkins, Gabriel	1	.	1	.	.	.	.	.	.	.	.
54	Shelton, B.	.	1	1	.	.	.	.	.	.	.	.

Participation Report

Participation Report (Final)
2008 Blue Cross Bowl
Trousdale Co. vs Jo Byrns (Dec 5, 2008 at Murfreesboro, TN)

Trousdale Co.: 2-Hall, Creigh, 3-Harper, Jordan, 5-Seay, Tacola, 6-Murphree, H., 7-Brown, Craig, 8-White, Jared, 9-Ford, Brent, 10-Young, Dillon, 11-Crenshaw, Dre, 12-Turczyn, Devon, 21-Payne, Josh, 24-Edwards, Tyler, 26-Cox, Joey, 27-Hood, Tony, 50-Gregory, Alex, 52-Gregory, Kyle, 55-Cunningham, J., 83-Dillion, Austin.

Jo Byrns: 1-Traughber, F., 2-Adkins, Gabriel, 4-Corbin, C., 5-Fleming, Dylan, 7-Adkins, Brandon, 8-Ayres, Louis, 11-Vincent, Matt, 12-Clinard, Sinjin, 14-Mutter, Trent, 17-Morris, Clint, 18-Adkins, Scott, 27-Shepard, Matt, 32-Bourne, Isaac, 34-Holt, Brandon, 36-Castleman, Ch., 44-Ashabraner, K., 54-Shelton, B., 59-Nordy, David, 64-Castleman, Ca., 83-Edwards, Josh.

Box Score

Box Score (Final)

Trousdale Co. vs Jo Byrns (Dec 5, 2008 at Murfreesboro, TN)

Score by Quarters	1	2	3	4	Score	
Trousdale Co.....	0	14	0	17	- 31	Record: (15-0)
Jo Byrns.....	0	6	8	0	- 14	Record: (13-2)

Scoring Summary:

2nd 11:54 TROUS - Brown, Craig 11 yd run (White, Jared kick), 14-93 7:19, TROUS 7 - BYRNS 0
08:07 BYRNS - Holt, Brandon 37 yd run (Morris, Clint kick failed), 8-78 3:47, TROUS 7 - BYRNS 6
04:03 TROUS - Hall, Creigh 3 yd run (White, Jared kick), 9-63 4:04, TROUS 14 - BYRNS 6
3rd 02:28 BYRNS - Ashabraner, K. 5 yd run (Ashabraner, K. rush), 13-67 7:22, TROUS 14 - BYRNS 14
4th 11:32 TROUS - Seay, Tacola 17 yd run (White, Jared kick), 7-55 2:56, TROUS 21 - BYRNS 14
07:37 TROUS - Brown, Craig 22 yd run (White, Jared kick), 4-38 1:42, TROUS 28 - BYRNS 14
03:56 TROUS - White, Jared 30 yd field goal, 7-26 2:46, TROUS 31 - BYRNS 14

	TROUS	BYRNS
FIRST DOWNS.....	**20**	**15**
RUSHES-YARDS (NET).....	**50-345**	**33-194**
PASSING YDS (NET).....	**0**	**68**
Passes Att-Comp-Int.....	3-0-0	18-9-3
TOTAL OFFENSE PLAYS-YARDS.....	**53-345**	**51-262**
Fumble Returns-Yards.....	0-0	0-0
Punt Returns-Yards.....	1-1	0-0
Kickoff Returns-Yards.....	3-49	4-34
Interception Returns-Yards....	3-31	0-0
Punts (Number-Avg).....	1-24.0	1-33.0
Fumbles-Lost.....	0-0	0-0
Penalties-Yards.....	8-61	4-35
Possession Time.....	24:49	23:11
Third-Down Conversions.....	6 of 9	4 of 9
Fourth-Down Conversions.....	0 of 0	1 of 3
Red-Zone Scores-Chances.....	4-5	1-3
Sacks By: Number-Yards.....	0-0	0-0

RUSHING: Trousdale Co.-Edwards, Tyler 17-113; Seay, Tacola 14-109; Hall, Creigh 12-85; Brown, Craig 5-40; TEAM 1-minus 1; Cunningham, J. 1-minus 1. Jo Byrns-Ashabraner, K. 22-123; Holt, Brandon 9-62; Bourne, Isaac 1-5; Adkins, Scott 1-4.

PASSING: Trousdale Co.-Young, Dillon 0-1-0-0; Brown, Craig 0-1-0-0; TEAM 0-1-0-0. Jo Byrns-Adkins, Scott 9-18-3-68.

RECEIVING: Trousdale Co.-. Jo Byrns-Morris, Clint 3-19; Edwards, Josh 2-24; Holt, Brandon 2-15; Ashabraner, K. 1-7; Adkins, Gabriel 1-3.

INTERCEPTIONS: Trousdale Co.-Dillion, Austin 2-11; Hood, Tony 1-20. Jo Byrns-None.

FUMBLES: Trousdale Co.-None. Jo Byrns-None.

Stadium: Floyd Attendance: 0
Kickoff time: 3:37 PM End of Game: 5:50 PM Total elapsed time: 2:13
Officials: Referee: Craig Phillips; Umpire: Bennie Houser; Linesman: Ron Hemphill; Line judge: Alan Winter; Back judge: Troy Pike; Field judge: P Blackwell ECO;
Scorer: Layman/Morris;
Temperature: 33 Wind: 4 NW Weather: Sunny

Offensive MVP: #5 - Tacola Seay, Trousdale County
Defensive MVP: #83 - Austin Dillon, Trousdale County

Trousdale Co. vs Jo Byrns (Dec 5, 2008 at Murfreesboro, TN)

SACKS (UA-A): Trousdale Co.-None. Jo Byrns-None.

TACKLES (UA-A): Trousdale Co.-Seay, Tacola 8-2; Ford, Brent 5-2; Hood, Tony 5-0; Cunningham, J. 4-1; Cox, Joey 3-1; Dillion, Austin 2-2; Payne, Josh 2-2; Gregory, Alex 3-0; Brown, Craig 2-1; Hall, Creigh 1-1; Edwards, Tyler 0-1; Gregory, Kyle 0-1. Jo Byrns-Ashabraner, K. 9-3; Edwards, Josh 7-1; Fleming, Dylan 5-3; Shepard, Matt 4-3; Castleman, Ca. 3-3; Nordy, David 4-1; Holt, Brandon 4-0; Castleman, Ch. 3-1; Morris, Clint 2-0; Adkins, Gabriel 1-0; Shelton, B. 0-1.

Player participation:

Trousdale Co.: 2-Hall, Creigh, 3-Harper, Jordan, 5-Seay, Tacola, 6-Murphree, H., 7-Brown, Craig, 8-White, Jared, 9-Ford, Brent, 10-Young, Dillon, 11-Crenshaw, Dre, 12-Turczyn, Devon, 21-Payne, Josh, 24-Edwards, Tyler, 26-Cox, Joey, 27-Hood, Tony, 50-Gregory, Alex, 52-Gregory, Kyle, 55-Cunningham, J., 83-Dillion, Austin.

Jo Byrns: 1-Traughber, F., 2-Adkins, Gabriel, 4-Corbin, C., 5-Fleming, Dylan, 7-Adkins, Brandon, 8-Ayres, Louis, 11-Vincent, Matt, 12-Clinard, Sinjin, 14-Mutter, Trent, 17-Morris, Clint, 18-Adkins, Scott, 27-Shepard, Matt, 32-Bourne, Isaac, 34-Holt, Brandon, 36-Castleman, Ch., 44-Ashabraner, K., 54-Shelton, B., 59-Nordy, David, 64-Castleman, Ca., 83-Edwards, Josh.

Play-by-Play Summary

Play-by-Play Summary
2008 Blue Cross Bowl
Trousdale Co. vs Jo Byrns (Dec 5, 2008 at Murfreesboro, TN)
1st Quarter

White, Jared kickoff 35 yards to the BYRNS25, Morris, Clint return 2 yards to the BYRNS27 (Gregory, Alex).
Byrns 1-10 at Byrns27 Ashabraner, K. rush for 21 yards to the BYRNS48, **1ST DOWN BYRNS** (Payne, Josh).
Byrns 1-10 at Byrns48 Ashabraner, K. rush for 2 yards to the 50 yardline (Cunningham, J.).
Byrns 2-8 at Byrns50 Ashabraner, K. rush for 3 yards to the TROUS47 (Cox, Joey;Ford, Brent).
Byrns 3-5 at Trous47 Ashabraner, K. rush for loss of 2 yards to the TROUS49 (Gregory, Kyle;Seay, Tacola), *PENALTY TROUS face mask 5 yards to the TROUS44*.
Byrns 3-2 at Trous44 3rd and 2.
Byrns 3-2 at Trous44 Adkins, Scott pass complete to Edwards, Josh for 15 yards to the TROUS29, **1ST DOWN BYRNS** (Brown, Craig).
Byrns 1-10 at Trous29 Ashabraner, K. rush for 20 yards to the TROUS9, **1ST DOWN BYRNS** (Cox, Joey).
Byrns 1-G at Trous09 Ashabraner, K. rush for 1 yard to the TROUS8 (Cunningham, J.).
Byrns 2-G at Trous08 Ashabraner, K. rush for 2 yards to the TROUS6 (Gregory, Alex).
Byrns 3-G at Trous06 Adkins, Scott pass incomplete to Ashabraner, K..
Byrns 4-G at Trous06 Timeout Jo Byrns, clock 07:19.
Byrns 4-G at Trous06 Adkins, Scott pass incomplete to Adkins, Gabriel.
Drive: 10 plays, 67 yards, TOP 04:47
Trous 1-10 at Trous06 TROUSDALE CO. drive start at 07:13.
Trous 1-10 at Trous06 TROUS ball on TROUS7.
Trous 1-10 at Trous07 Edwards, Tyler rush for 2 yards to the TROUS9 (Fleming, Dylan;Castleman, Ca.).
Trous 2-8 at Trous09 Seay, Tacola rush for 6 yards to the TROUS15 (Castleman, Ca.).
Trous 3-2 at Trous15 Timeout Trousdale Co., clock 05:51.
Trous 3-2 at Trous15 Edwards, Tyler rush for 4 yards to the TROUS19, **1ST DOWN TROUS** (Fleming, Dylan).
Trous 1-10 at Trous19 *PENALTY TROUS false start 5 yards to the TROUS14*.
Trous 1-15 at Trous14 Edwards, Tyler rush for 3 yards to the TROUS17 (Ashabraner, K.;Nordy, David).
Trous 2-12 at Trous17 *PENALTY TROUS false start 5 yards to the TROUS12*.
Trous 2-17 at Trous12 Hall, Creigh rush for 7 yards to the TROUS19 (Fleming, Dylan;Shepard, Matt).
Trous 3-10 at Trous19 Brown, Craig rush for 10 yards to the TROUS29, **1ST DOWN TROUS** (Edwards, Josh).

Trous 1-10 at Trous29 Seay, Tacola rush for 16 yards to the TROUS45, **1ST DOWN TROUS** (Holt, Brandon).
Trous 1-10 at Trous45 Edwards, Tyler rush for 14 yards to the BYRNS41, **1ST DOWN TROUS** (Shepard, Matt).
Trous 1-10 at Byrns41 Edwards, Tyler rush for 19 yards to the BYRNS22, **1ST DOWN TROUS** (Ashabraner, K.).
Trous 1-10 at Byrns22 Edwards, Tyler rush for 5 yards to the BYRNS17 (Holt, Brandon).
Trous 2-5 at Byrns17 Edwards, Tyler rush for 3 yards to the BYRNS14 (Castleman, Ca.;Castleman, Ch.).
Trous 3-2 at Byrns14 Edwards, Tyler rush for 5 yards to the BYRNS9, **1ST DOWN TROUS** (Shepard, Matt;Ashabraner, K.).
Trous 1-G at Byrns09 Edwards, Tyler rush for 3 yards to the BYRNS6 (Shepard, Matt).
Trous 2-G at Byrns06 *PENALTY TROUS false start 5 yards to the BYRNS11*.
Drive: 13 plays, 82 yards, TOP 07:19
Trousdale Co. 0, Jo Byrns 0

2nd Quarter

Trous 2-G at Byrns11 Start of 2nd quarter, clock 12:00.
Trous 2-G at Byrns11 Brown, Craig rush for 11 yards to the BYRNS0, TOUCHDOWN, clock 11:54.
White, Jared kick attempt good.
Trousdale Co. 7, Jo Byrns 0
Drive: 14 plays, 93 yards, TOP 07:19
White, Jared kickoff 54 yards to the BYRNS6, Traughber, F. return 16 yards to the BYRNS22 (Cox, Joey).
Byrns 1-10 at Byrns22 JO BYRNS drive start at 11:54.
Byrns 1-10 at Byrns22 Bourne, Isaac rush for 5 yards to the BYRNS27 (Ford, Brent).
Byrns 2-5 at Byrns27 *PENALTY BYRNS false start 5 yards to the BYRNS22*.
Byrns 2-10 at Byrns22 Adkins, Scott pass complete to Morris, Clint for 15 yards to the BYRNS37, **1ST DOWN BYRNS**.
Byrns 1-10 at Byrns37 Ashabraner, K. rush for 9 yards to the BYRNS46 (Brown, Craig).
Byrns 2-1 at Byrns46 Ashabraner, K. rush for 7 yards to the TROUS47, **1ST DOWN BYRNS** (Seay, Tacola).
Byrns 1-10 at Trous47 Holt, Brandon rush for 6 yards to the TROUS41 (Seay, Tacola).
Byrns 2-4 at Trous41 Ashabraner, K. rush for 4 yards to the TROUS37, **1ST DOWN BYRNS** (Cunningham, J.).
Byrns 1-10 at Trous37 Adkins, Scott pass incomplete to Edwards, Josh.
Byrns 2-10 at Trous37 Holt, Brandon rush for 37 yards to the TROUS0, **1ST DOWN BYRNS**, TOUCHDOWN, clock 08:07.
Morris, Clint kick attempt failed.
Trousdale Co. 7, Jo Byrns 6
Drive: 8 plays, 78 yards, TOP 03:47
Ashabraner, K. kickoff 40 yards to the TROUS20, Payne, Josh return 17 yards to the TROUS37 (Ashabraner, K.).
Trous 1-10 at Trous37 TROUSDALE CO. drive start at 08:07.
Trous 1-10 at Trous37 Hall, Creigh rush for 2 yards to the TROUS39 (Castleman, Ca.).
Trous 2-8 at Trous39 Hall, Creigh rush for 6 yards to the TROUS45 (Ashabraner, K.).
Trous 3-2 at Trous45 Edwards, Tyler rush for 11 yards to the BYRNS44, **1ST DOWN TROUS** (Castleman, Ch.).
Trous 1-10 at Byrns44 Hall, Creigh rush for 16 yards to the BYRNS28, **1ST DOWN TROUS** (Nordy, David).
Trous 1-10 at Byrns28 Edwards, Tyler rush for 11 yards to the BYRNS17, **1ST DOWN TROUS** (Ashabraner, K.).
Trous 1-10 at Byrns17 Seay, Tacola rush for 6 yards to the BYRNS11 (Shepard, Matt).
Trous 2-4 at Byrns11 Hall, Creigh rush for 6 yards to the BYRNS5, **1ST DOWN TROUS** (Ashabraner, K.).
Trous 1-G at Byrns05 Seay, Tacola rush for 2 yards to the BYRNS3 (Nordy, David).
Trous 2-G at Byrns03 Hall, Creigh rush for 3 yards to the BYRNS0, TOUCHDOWN, clock 04:03.
White, Jared kick attempt good.
Trousdale Co. 14, Jo Byrns 6
Drive: 9 plays, 63 yards, TOP 04:04
White, Jared kickoff 60 yards to the BYRNS0, touchback.
Byrns 1-10 at Byrns20 JO BYRNS drive start at 04:03.
Byrns 1-10 at Byrns20 Adkins, Scott pass complete to Morris, Clint for 1 yard to the BYRNS21 (Seay, Tacola).
Byrns 2-9 at Byrns21 Holt, Brandon rush for 6 yards to the BYRNS27 (Seay, Tacola;Dillion, Austin).
Byrns 3-3 at Byrns27 Holt, Brandon rush for 2 yards to the BYRNS29 (Hood, Tony), *PENALTY TROUS personal foul 17 yards to the BYRNS46,* ***1ST DOWN BYRNS***.
Byrns 1-10 at Byrns46 1st and 10.
Byrns 1-10 at Byrns46 Adkins, Scott pass complete to Ashabraner, K. for 7 yards to the TROUS47 (Seay, Tacola), *PENALTY TROUS personal foul 15 yards to the TROUS32,* ***1ST DOWN BYRNS***.
Byrns 1-10 at Trous32 1st and 10.
Byrns 1-10 at Trous32 Holt, Brandon rush for 3 yards to the TROUS29 (Gregory, Alex).
Byrns 2-7 at Trous29 Adkins, Scott pass incomplete to Holt, Brandon.
Byrns 3-7 at Trous29 Adkins, Scott pass complete to Edwards, Josh for 9 yards to the TROUS20, **1ST DOWN BYRNS** (Hood, Tony).
Byrns 1-10 at Trous20 Timeout Jo Byrns, clock 01:28.
Byrns 1-10 at Trous20 Adkins, Scott pass incomplete to Edwards, Josh.
Byrns 2-10 at Trous20 Adkins, Scott pass incomplete to Morris, Clint.
Byrns 3-10 at Trous20 Holt, Brandon rush for no gain to the TROUS20 (Ford, Brent).
Byrns 4-10 at Trous20 Timeout Jo Byrns, clock 01:05.
Byrns 4-10 at Trous20 Timeout Trousdale Co., clock 01:05.
Byrns 4-10 at Trous20 Adkins, Scott pass intercepted by Dillion, Austin at the TROUS4, Dillion, Austin return 11 yards to the TROUS15 (Holt, Brandon).
Drive: 11 plays, 60 yards, TOP 03:06
Trous 1-10 at Trous15 TROUSDALE CO. drive start at 00:57.
Trous 1-10 at Trous15 Hall, Creigh rush for 9 yards to the TROUS24 (Morris, Clint).
Trous 2-1 at Trous24 Timeout Trousdale Co., clock 00:30.
Trous 2-1 at Trous24 Edwards, Tyler rush for 9 yards to the TROUS33, **1ST DOWN TROUS** (Ashabraner, K.).
Trous 1-10 at Trous33 *PENALTY BYRNS offside 5 yards to the TROUS38*.

Trous 1-5 at Trous38 Hall, Creigh rush for 17 yards to the BYRNS45, **1ST DOWN TROUS** (Ashabraner, K.).
Trous 1-10 at Byrns45 TEAM pass incomplete.
Trous 2-10 at Byrns45 *PENALTY TROUS delay of game 5 yards to the 50 yardline*.
Trous 2-15 at Trous50 Young, Dillon pass incomplete to Seay, Tacola (Ashabraner, K.).
Trous 3-15 at Trous50 End of half, clock 00:00.
Drive: 5 plays, 35 yards, TOP 00:57
Trousdale Co. 14, Jo Byrns 6

3rd Quarter

Trous 3-15 at Trous50 Start of 3rd quarter, clock 12:00.
Trous 3-15 at Trous50 Change of possession, BYRNS ball on BYRNS40, 1st and 10.
Drive: 5 plays, 35 yards, TOP 00:57
Byrns 1-10 at Byrns40 JO BYRNS drive start at 12:00.
Ashabraner, K. kickoff 42 yards to the TROUS18, Payne, Josh return 21 yards to the TROUS39 (Adkins, Gabriel).
Trous 1-10 at Trous39 TROUSDALE CO. drive start at 12:00.
Trous 1-10 at Trous39 Seay, Tacola rush for 2 yards to the TROUS41 (Holt, Brandon).
Trous 2-8 at Trous41 Brown, Craig rush for loss of 1 yard to the TROUS40 (Nordy, David).
Trous 3-9 at Trous40 Edwards, Tyler rush for 3 yards to the TROUS43 (Fleming, Dylan).
Trous 4-6 at Trous43 White, Jared punt 24 yards to the BYRNS33, out-of-bounds.
Drive: 3 plays, 4 yards, TOP 02:10
Byrns 1-10 at Byrns33 JO BYRNS drive start at 09:50.
Byrns 1-10 at Byrns33 Ashabraner, K. rush for 4 yards to the BYRNS37 (Hall, Creigh).
Byrns 2-6 at Byrns37 Ashabraner, K. rush for 5 yards to the BYRNS42 (Seay, Tacola).
Byrns 3-1 at Byrns42 Ashabraner, K. rush for 4 yards to the BYRNS46, **1ST DOWN BYRNS** (Ford, Brent;Dillion, Austin).
Byrns 1-10 at Byrns46 Ashabraner, K. rush for 3 yards to the BYRNS49 (Seay, Tacola).
Byrns 2-7 at Byrns49 Ashabraner, K. rush for 3 yards to the TROUS48 (Cunningham, J.;Payne, Josh).
Byrns 3-4 at Trous48 Adkins, Scott pass complete to Adkins, Gabriel for 3 yards to the TROUS45 (Hall, Creigh;Brown, Craig).
Byrns 4-1 at Trous45 Ashabraner, K. rush for 8 yards to the TROUS37, **1ST DOWN BYRNS** (Seay, Tacola).
Byrns 1-10 at Trous37 Ashabraner, K. rush for 1 yard to the TROUS36 (Ford, Brent).
Byrns 2-9 at Trous36 Adkins, Scott pass complete to Morris, Clint for 3 yards to the TROUS33 (Cox, Joey).
Byrns 3-6 at Trous33 Holt, Brandon rush for 9 yards to the TROUS24, **1ST DOWN BYRNS** (Payne, Josh).
Byrns 1-10 at Trous24 Ashabraner, K. rush for 9 yards to the TROUS15 (Hood, Tony).
Byrns 2-1 at Trous15 Ashabraner, K. rush for 10 yards to the TROUS5, **1ST DOWN BYRNS** (Hood, Tony).
Byrns 1-G at Trous05 Ashabraner, K. rush for 5 yards to the TROUS0, TOUCHDOWN, clock 02:28.
Ashabraner, K. rush attempt good.
Trousdale Co. 14, Jo Byrns 14
Drive: 13 plays, 67 yards, TOP 07:22
Ashabraner, K. kickoff 41 yards to the TROUS19, Payne, Josh return 11 yards to the TROUS30 (Edwards, Josh), *PENALTY BYRNS face mask 15 yards to the TROUS45*, 1st and 10, TROUS ball on TROUS45.
Trous 1-10 at Trous45 TROUSDALE CO. drive start at 02:28.
Trous 1-10 at Trous45 Seay, Tacola rush for 11 yards to the BYRNS44, **1ST DOWN TROUS** (Edwards, Josh).
Trous 1-10 at Byrns44 Hall, Creigh rush for 6 yards to the BYRNS38 (Ashabraner, K.).
Trous 2-4 at Byrns38 Edwards, Tyler rush for 6 yards to the BYRNS32, **1ST DOWN TROUS** (Ashabraner, K.;Castleman, Ca.).
Trous 1-10 at Byrns32 Edwards, Tyler rush for 6 yards to the BYRNS26 (Edwards, Josh).
Trous 2-4 at Byrns26 Edwards, Tyler rush for 3 yards to the BYRNS23 (Fleming, Dylan;Shelton, B.).
Drive: 5 plays, 32 yards, TOP 02:56
Trousdale Co. 14, Jo Byrns 14

4th Quarter

Trous 3-1 at Byrns23 Start of 4th quarter, clock 12:00.
Trous 3-1 at Byrns23 Seay, Tacola rush for 6 yards to the BYRNS17, **1ST DOWN TROUS** (Edwards, Josh).
Trous 1-10 at Byrns17 Seay, Tacola rush for 17 yards to the BYRNS0, **1ST DOWN TROUS**, TOUCHDOWN, clock 11:32.
White, Jared kick attempt good.
Trousdale Co. 21, Jo Byrns 14
Drive: 7 plays, 55 yards, TOP 02:56
White, Jared kickoff 53 yards to the BYRNS7, Traughber, F. return 0 yards to the BYRNS7, out-of-bounds.
Byrns 1-10 at Byrns07 JO BYRNS drive start at 11:32.
Byrns 1-10 at Byrns07 Ashabraner, K. rush for 2 yards to the BYRNS9 (Dillion, Austin).
Byrns 2-8 at Byrns09 Ashabraner, K. rush for 2 yards to the BYRNS11 (Seay, Tacola).
Byrns 3-6 at Byrns11 Holt, Brandon rush for loss of 5 yards to the BYRNS6 (Ford, Brent).
Byrns 4-11 at Byrns06 Morris, Clint punt 33 yards to the BYRNS39, Cox, Joey return 1 yards to the BYRNS38.
Drive: 3 plays, minus 1 yards, TOP 02:13
Trous 1-10 at Byrns38 TROUSDALE CO. drive start at 09:19.
Trous 1-10 at Byrns38 Seay, Tacola rush for 8 yards to the BYRNS30 (Ashabraner, K.).
Trous 2-2 at Byrns30 Seay, Tacola rush for 4 yards to the BYRNS26, **1ST DOWN TROUS** (Castleman, Ch.).
Trous 1-10 at Byrns26 Seay, Tacola rush for 4 yards to the BYRNS22 (Nordy, David).
Trous 2-6 at Byrns22 Brown, Craig rush for 22 yards to the BYRNS0, **1ST DOWN TROUS**, TOUCHDOWN, clock 07:37.
White, Jared kick attempt good.
Trousdale Co. 28, Jo Byrns 14
Drive: 4 plays, 38 yards, TOP 01:42
White, Jared kickoff 54 yards to the BYRNS6, Traughber, F. return 16 yards to the BYRNS22 (Payne, Josh;Edwards, Tyler).
Byrns 1-10 at Byrns22 JO BYRNS drive start at 07:37.
Byrns 1-10 at Byrns22 Adkins, Scott rush for 4 yards to the BYRNS26 (Cunningham, J.).
Byrns 2-6 at Byrns26 Adkins, Scott pass intercepted by Dillion, Austin at the BYRNS39, Dillion, Austin return 0 yards to the BYRNS39.
Drive: 2 plays, 4 yards, TOP 00:55
Trous 1-10 at Byrns39 TROUSDALE CO. drive start at 06:42.
Trous 1-10 at Byrns39 Seay, Tacola rush for 5 yards to the BYRNS34 (Castleman, Ca.).
Trous 2-5 at Byrns34 Brown, Craig pass incomplete to Dillion, Austin.
Trous 3-5 at Byrns34 Seay, Tacola rush for 21 yards to the BYRNS13, **1ST DOWN TROUS** (Edwards, Josh).
Trous 1-10 at Byrns13 Seay, Tacola rush for 1 yard to the BYRNS12 (Fleming, Dylan).
Trous 2-9 at Byrns12 *PENALTY TROUS Encroachment 4 yards to the BYRNS16*.
Trous 2-13 at Byrns16 Brown, Craig rush for loss of 2 yards to the BYRNS18 (Fleming, Dylan).
Trous 3-15 at Byrns18 Hall, Creigh rush for 5 yards to the BYRNS13 (Edwards, Josh).
Trous 4-10 at Byrns13 Timeout Jo Byrns, clock 04:01.
Trous 4-10 at Byrns13 White, Jared field goal attempt from 30 GOOD, clock 03:56.
Trousdale Co. 31, Jo Byrns 14
Drive: 7 plays, 26 yards, TOP 02:46
White, Jared kickoff 60 yards to the BYRNS0, touchback.
Byrns 1-10 at Byrns20 JO BYRNS drive start at 03:56.
Byrns 1-10 at Byrns20 Adkins, Scott pass complete to Holt, Brandon for 11 yards to the BYRNS31, **1ST DOWN BYRNS** (Ford, Brent).
Byrns 1-10 at Byrns31 Holt, Brandon rush for 4 yards to the BYRNS35 (Dillion, Austin).
Byrns 2-6 at Byrns35 Adkins, Scott pass complete to Holt, Brandon for 4 yards to the BYRNS39 (Hood, Tony), *PENALTY BYRNS holding 10 yards to the BYRNS29*.
Byrns 2-12 at Byrns29 2nd and 12.
Byrns 2-12 at Byrns29 Adkins, Scott pass intercepted by Hood, Tony at the TROUS47, Hood, Tony return 20 yards to the BYRNS33 (Morris, Clint).
Drive: 4 plays, 9 yards, TOP 01:01
Trous 1-10 at Byrns33 TROUSDALE CO. drive start at 02:55.
Trous 1-10 at Byrns33 Edwards, Tyler rush for 6 yards to the BYRNS27 (Edwards, Josh;Shepard, Matt).
Trous 2-4 at Byrns27 Hall, Creigh rush for 5 yards to the BYRNS22, **1ST DOWN TROUS** (Shepard, Matt).
Trous 1-10 at Byrns22 Hall, Creigh rush for 3 yards to the BYRNS19 (Fleming, Dylan).
Trous 2-7 at Byrns19 Cunningham, J. rush for loss of 1 yard to the BYRNS20 (Castleman, Ch.).
Trous 3-8 at Byrns20 TEAM rush for loss of 1 yard to the BYRNS21.
Trous 4-9 at Byrns21 End of game, clock 00:00.
Drive: 5 plays, 12 yards, TOP 02:55
FINAL SCORE
Trousdale Co. 31, Jo Byrns 14

Play Breakdown Summary

Play Breakdown Summary (Final)
2008 Blue Cross Bowl
Trousdale Co. vs Jo Byrns (Dec 5, 2008 at Murfreesboro, TN)

Trousdale Co.

Down	RUN	PASS	Total
OVERALL.....	50	3	53
1ST DOWN.....	25	1	26
2ND DOWN-SHORT...	3	0	3
2ND DOWN-MIDDLE..	6	1	7
2ND DOWN-LONG....	7	1	8
3RD DOWN-SHORT...	4	0	4
3RD DOWN-MIDDLE..	0	0	0
3RD DOWN-LONG....	5	0	5
4TH DOWN.....	0	0	0

Jo Byrns

Down	RUN	PASS	Total
OVERALL.....	33	18	51
1ST DOWN.....	16	5	21
2ND DOWN-SHORT...	2	0	2
2ND DOWN-MIDDLE..	2	2	4
2ND DOWN-LONG....	6	5	11
3RD DOWN-SHORT...	1	1	2
3RD DOWN-MIDDLE..	1	1	2
3RD DOWN-LONG....	4	2	6
4TH DOWN.....	1	2	3

Trousdale Co.

Formation	RUN	PASS	Total
.....	50	3	53

Jo Byrns

Formation	RUN	PASS	Total
.....	33	18	51

Trousdale Co. (Sorted by Play type)

```
1ST DOWN RUN  (25 RUN, 1 PASS)                                  1ST DOWN PASS
1-10 B44 #2   16 [    ]                                         1-10 B45 #TM to #       - [    ]
1-5  T38 #2   17 [    ]
1-10 T15 #2    9 [    ]
1-10 T37 #2    2 [    ]
1-10 B44 #2    6 [    ]
1-10 B22 #2    3 [    ]
1-9  B09 #24   3 [    ]
1-10 B22 #24   5 [    ]
1-10 B41 #24  19 [    ]
1-10 B32 #24   6 [    ]
1-10 T45 #24  14 [    ]
1-15 T14 #24   3 [    ]
1-10 T07 #24   2 [    ]
1-10 B28 #24  11 [    ]
1-10 B33 #24   6 [    ]
1-10 B26 #5    4 [    ]
1-10 B38 #5    8 [    ]
1-10 T39 #5    2 [    ]
1-10 B17 #5   17 [    ]
1-10 B39 #5    5 [    ]
1-5  B05 #5    2 [    ]
1-10 B13 #5    1 [    ]
1-10 T29 #5   16 [    ]
1-10 T45 #5   11 [    ]
1-10 B17 #5    6 [    ]

2ND-SHORT RUN  (3 RUN, 0 PASS)                                  2ND-SHORT PASS
2-3  B03 #2    3 [    ]
2-1  T24 #24   9 [    ]
2-2  B30 #5    4 [    ]

2ND-MIDDLE RUN  (6 RUN, 1 PASS)                                 2ND-MIDDLE PASS
2-4  B27 #2    5 [    ]                                         2-5  B34 #7  to #83     - [    ]
2-4  B11 #2    6 [    ]
2-4  B38 #24   6 [    ]
2-4  B26 #24   3 [    ]
2-5  B17 #24   3 [    ]
2-6  B22 #7   22 [    ]

2ND-LONG RUN  (7 RUN, 1 PASS)                                   2ND-LONG PASS
2-8  T39 #2    6 [    ]                                         2-15 T50 #10 to #5      - [    ]
2-17 T12 #2    7 [    ]
2-8  T09 #5    6 [    ]
2-7  B19 #55  -1 [    ]
2-13 B16 #7   -2 [    ]
2-11 B11 #7   11 [    ]
```

```
2-8  T41 #7   -1 [    ]

3RD-SHORT RUN  (4 RUN, 0 PASS)                                  3RD-SHORT PASS
3-2  B14 #24   5 [    ]
3-2  T45 #24  11 [    ]
3-2  T15 #24   4 [    ]
3-1  B23 #5    6 [    ]

3RD-MIDDLE RUN  (0 RUN, 0 PASS)                                 3RD-MIDDLE PASS

3RD-LONG RUN  (5 RUN, 0 PASS)                                   3RD-LONG PASS
3-15 B18 #2    5 [    ]
3-9  T40 #24   3 [    ]
3-5  B34 #5   21 [    ]
3-10 T19 #7   10 [    ]
3-8  B20 #TM  -1 [    ]

4TH DOWN RUN  (0 RUN, 0 PASS)                                   4TH DOWN PASS
```

```
Jo Byrns (Sorted by Play type)

1ST DOWN RUN  (16 RUN, 5 PASS)                                  1ST DOWN PASS
1-10 B22 #18   4 [    ]                                         1-10 B20 #18 to #17     1 [    ]
1-10 B22 #32   5 [    ]                                         1-10 B20 #18 to #34    11 [    ]
1-10 T32 #34   3 [    ]                                         1-10 B46 #18 to #44     7 [    ]
1-10 B31 #34   4 [    ]                                         1-10 T20 #18 to #83     - [    ]
1-10 T47 #34   6 [    ]                                         1-10 T37 #18 to #83     - [    ]
1-10 B48 #44   2 [    ]
1-10 B07 #44   2 [    ]
1-10 B27 #44  21 [    ]
1-10 B33 #44   4 [    ]
1-9  T09 #44   1 [    ]
1-5  T05 #44   5 [    ]
1-10 T24 #44   9 [    ]
1-10 B37 #44   9 [    ]
1-10 T37 #44   1 [    ]
1-10 B46 #44   3 [    ]
1-10 T29 #44  20 [    ]

2ND-SHORT RUN  (2 RUN, 0 PASS)                                  2ND-SHORT PASS
2-1  B46 #44   7 [    ]
2-1  T15 #44  10 [    ]

2ND-MIDDLE RUN  (2 RUN, 2 PASS)                                 2ND-MIDDLE PASS
2-6  B37 #44   5 [    ]                                         2-6  B35 #18 to #34     4 [    ]
2-4  T41 #44   4 [    ]                                         2-6  B26 #18 to #83   INT [    ]

2ND-LONG RUN  (6 RUN, 5 PASS)                                   2ND-LONG PASS
2-9  B21 #34   6 [    ]                                         2-9  T36 #18 to #17     3 [    ]
2-10 T37 #34  37 [    ]                                         2-10 B22 #18 to #17    15 [    ]
2-8  T08 #44   2 [    ]                                         2-10 T20 #18 to #17     - [    ]
2-8  B09 #44   2 [    ]                                         2-12 B29 #18 to #27   INT [    ]
2-7  B49 #44   3 [    ]                                         2-7  T29 #18 to #34     - [    ]
2-8  B50 #44   3 [    ]

3RD-SHORT RUN  (1 RUN, 1 PASS)                                  3RD-SHORT PASS
3-1  B42 #44   4 [    ]                                         3-2  T44 #18 to #83    15 [    ]

3RD-MIDDLE RUN  (1 RUN, 1 PASS)                                 3RD-MIDDLE PASS
3-3  B27 #34   2 [    ]                                         3-4  T48 #18 to #2      3 [    ]

3RD-LONG RUN  (4 RUN, 2 PASS)                                   3RD-LONG PASS
3-6  B11 #34  -5 [    ]                                         3-6  T06 #18 to #44     - [    ]
3-6  T33 #34   9 [    ]                                         3-7  T29 #18 to #83     9 [    ]
3-10 T20 #34   0 [    ]
3-5  T47 #44  -2 [    ]

4TH DOWN RUN  (1 RUN, 2 PASS)                                   4TH DOWN PASS
4-1  T45 #44   8 [    ]                                         4-6  T06 #18 to #2      - [    ]
                                                                4-10 T20 #18 to #83   INT [    ]
```

2007 Class 1A Football Playoffs

November 9 - December 7, 2007

First Round

R3 #1 South Pittsburg (10-0) 32
Game 101 Fri. Nov. 9 7 PM
R4 #4 Trousdale Co. (7-3) 16

R4 #2 Friendship Christian (7-3) 64
Game 102 Fri. Nov. 9 7 PM
R3 #3 Chattanooga Grace (6-4) 21

R3 #2 Lookout Valley (9-1) 49
Game 103 Fri. Nov. 9 7 PM
R4 #3 Watertown (8-2) 21

R3 #4 Silverdale (7-3) 19
Game 104 Fri. Nov. 9 7 PM
R4 #1 Gordonsville (8-2) 35

R1 #1 Hampton (10-0) 42
Game 105 Fri. Nov. 9 7 PM
R2 #4 Coalfield (5-5) 0

R2 #2 Oneida (6-4) 27
Game 106 Fri. Nov. 9 7 PM
R1 #3 Unaka (6-4) 0

R1 #2 Cloudland (7-3) 7
Game 107 Fri. Nov. 9 7 PM
R2 #3 Harriman (5-5) 18

R1 #4 Knoxville Grace (6-4) 15
Game 108 Fri. Nov. 9 7 PM
R2 #1 Midway (9-1) 49

R7 #1 McKenzie (9-1) 47
Game 109 Fri. Nov. 9 7 PM
R8 #4 Halls (2-8) 7

R8 #2 Fayette Academy (4-6) 14
Game 110 Fri. Nov. 9 7 PM
R7 #3 Gleason (7-3) 6

R7 #2 Hollow Rock-Bruceton (7-3) 44
Game 111 Fri. Nov. 9 7 PM
R8 #3 Manassas (7-3) 40

R7 #4 Union City (6-4) 0
Game 112 Fri. Nov. 9 7 PM
R8 #1 Trinity Christian (8-2) 42

R5 #1 Jo Byrns (9-1) 35
Game 113 Fri. Nov. 9 7 PM
R6 #4 Moore Co. (7-3) 7

R6 #2 Wayne Co. (8-2) 21
Game 114 Fri. Nov. 9 7 PM
R5 #3 White House Heritage (8-2) 14

R5 #2 Cascade (9-1) 35
Game 115 Fri. Nov. 9 7 PM
R6 #3 Collinwood (8-2) 13

R5 #4 McEwen (7-3) 14
Game 116 Fri. Nov. 9 7 PM
R6 #1 Mt. Pleasant (8-2) 25

Second Round

South Pittsburg 49
Game 201 Fri. Nov. 16 7 PM
Friendship Christian 7

Lookout Valley 13
Game 202 Fri. Nov. 16 7 PM
Gordonsville 38

Hampton 17
Game 203 Fri. Nov. 16 7 PM
Oneida 3

Harriman 7
Game 204 Fri. Nov. 16 7 PM
Midway 19

McKenzie 28
Game 205 Fri. Nov. 16 7 PM
Fayette Academy 7

Hollow Rock-Bruceton 14
Game 206 Fri. Nov. 16 7 PM
Trinity Christian 28

Jo Byrns 34
Game 207 Fri. Nov. 16 7 PM
Wayne Co. 13

Cascade 21
Game 208 Fri. Nov. 16 7 PM
Mt. Pleasant 35

Quarterfinals

South Pittsburg 33
Game 301 Fri. Nov. 23 7 PM
Gordonsville 13

Hampton 42
Game 302 Fri. Nov. 23 7 PM
Midway 14

McKenzie 48
Game 303 Fri. Nov. 23 7 PM
Trinity Christian 21

Jo Byrns 21
Game 304 Fri. Nov. 23 7 PM
Mt. Pleasant 31

Semifinals

South Pittsburg 42
Game 401 Fri. Nov. 30 7 PM
Hampton 28

McKenzie 35
Game 402 Fri. Nov. 30 7 PM
Mt. Pleasant 32

Championship

South Pittsburg 52
Game 501 Fri. Dec. 7 3:30 PM BlueCross Bowl @ MTSU
McKenzie 20

South Pittsburg
STATE CHAMPION

Notes:

2006 Class 1A Football Playoffs

November 3 - December 1, 2006

First Round

R1 #1	Hampton (9-1)	27
	Game 101 Fri. Nov. 3 7 PM	
R2 #4	Oneida (5-5)	2
R2 #2	Harriman (7-3)	34
	Game 102 Fri. Nov. 3 7 PM	
R1 #3	Unaka (6-3)	9
R1 #2	Cosby (9-1)	14
	Game 103 Fri. Nov. 3 7 PM	
R2 #3	Midway (6-4)	36
R1 #4	Knoxville Grace (4-6)	0
	Game 104 Fri. Nov. 3 7 PM	
R2 #1	Coalfield (10-0)	41
R3 #1	Tennessee Temple (10-0)	51
	Game 105 Fri. Nov. 3 7 PM	
R4 #4	Monterey (6-4)	14
R4 #2	Trousdale Co. (6-4)	38
	Game 106 Fri. Nov. 3 7 PM	
R3 #3	Lookout Valley (8-2)	6
R3 #2	South Pittsburg (9-1)	7
	Game 107 Fri. Nov. 3 7 PM	
R4 #3	Gordonsville (7-3)	41
R3 #4	Chattanooga Grace (6-4)	14
	Game 108 Fri. Nov. 3 7 PM	
R4 #1	Friendship Christian (10-0)	56
R5 #1	Jo Byrns (10-0)	30
	Game 109 Fri. Nov. 3 7 PM	
R6 #4	Huntland (5-5)	6
R6 #2	Collinwood (8-2)	28
	Game 110 Fri. Nov. 3 7 PM	
R5 #3	White House Heritage (7-3)	21
R5 #2	Cascade (9-1)	14
	Game 111 Fri. Nov. 3 7 PM	
R6 #3	Wayne Co. (5-5)	35
R5 #4	Forrest (7-3)	21
	Game 112 Fri. Nov. 3 7 PM	
R6 #1	Mt. Pleasant (8-2)	35
R7 #1	McKenzie (9-1)	48
	Game 113 Fri. Nov. 3 7 PM	
R8 #4	Halls (2-8)	13
R8 #2	Jackson Christian (7-3)	35
	Game 114 Fri. Nov. 3 7 PM	
R7 #3	Union City (6-4)	7
R7 #2	Hollow Rock-Bruceton (6-4)	7
	Game 115 Fri. Nov. 3 7 PM	
R8 #3	Trinity Christian (8-2)	28
R7 #4	Lake Co. (7-3)	14
	Game 116 Fri. Nov. 3 7 PM	
R8 #1	Fayette Academy (9-1)	12

Second Round

Hampton	42	**Game 201** Fri. Nov. 10 7 PM
Harriman	7	
Midway	14	**Game 202** Fri. Nov. 10 7 PM
Coalfield	21	
Tennessee Temple	32	**Game 203** Fri. Nov. 10 7 PM
Trousdale Co.	31	
Gordonsville	19	**Game 204** Fri. Nov. 10 7 PM
Friendship Christian	20	
Jo Byrns	49	**Game 205** Fri. Nov. 10 7 PM
Collinwood	30	
Wayne Co.	17	**Game 206** Fri. Nov. 10 7 PM
Mt. Pleasant	37	
McKenzie	7	**Game 207** Fri. Nov. 10 7 PM
Jackson Christian	28	
Trinity Christian	27	**Game 208** Fri. Nov. 10 7 PM
Lake Co.	32	

Quarterfinals

Hampton	30	**Game 301** Fri. Nov. 17 7 PM
Coalfield	12	
Tennessee Temple	7	**Game 302** Fri. Nov. 17 7 PM
Friendship Christian	54	
Jo Byrns	28	**Game 303** Fri. Nov. 17 7 PM
Mt. Pleasant	30	
Jackson Christian	26	**Game 304** Fri. Nov. 17 7 PM
Lake Co.	22	

Semifinals

Hampton	7	**Game 401** Fri. Nov. 24 7 PM
Friendship Christian	24	
Mt. Pleasant	14	**Game 402** Fri. Nov. 24 7 PM
Jackson Christian	42	

Championship

Friendship Christian	13	**Game 501** Fri. Dec. 1 3:30 PM BlueCross Bowl @ MTSU
Jackson Christian	19	

Jackson Christian

STATE CHAMPION

Notes:

2005 Class 1A Football Playoffs

November 4 - December 2, 2005

First Round

R1 #1	Hampton (9-1)	30	**Game 101** Fri. Nov. 4 7 PM
R2 #4	Sunbright (4-6)	7	
R2 #2	Harriman (7-3)	21	**Game 102** Fri. Nov. 4 7 PM
R1 #3	Cosby (6-4)	20	
R1 #2	Cloudland (8-2)	20	**Game 103** Fri. Nov. 4 7 PM
R2 #3	Midway (6-4)	13	
R1 #4	Unaka (4-6)	10	**Game 104** Fri. Nov. 4 7 PM
R2 #1	Coalfield (9-1)	27	
R3 #1	South Pittsburg (9-1)	40	**Game 105** Fri. Nov. 4 7 PM
R4 #4	Watertown (6-4)	12	
R4 #2	Friendship Christian (8-2)	56	**Game 106** Fri. Nov. 4 7 PM
R3 #3	Whitwell (8-2)	14	
R3 #2	Lookout Valley (7-3)	7	**Game 107** Fri. Nov. 4 7 PM
R4 #3	Gordonsville (6-4)	42	
R3 #4	Tennessee Temple (6-4)	22	**Game 108** Fri. Nov. 4 7 PM
R4 #1	Trousdale Co. (10-0)	70	
R5 #1	Jo Byrns (10-0)	35	**Game 109** Fri. Nov. 4 7 PM
R6 #4	Wayne Co. (7-3)	6	
R6 #2	Columbia Academy (7-3)	36	**Game 110** Fri. Nov. 4 7 PM
R5 #3	Forrest (5-5)	0	
R5 #2	Eagleville (7-3)	14	**Game 111** Fri. Nov. 4 7 PM
R6 #3	Collinwood (7-3)	42	
R5 #4	McEwen (6-4)	13	**Game 112** Fri. Nov. 4 7 PM
R6 #1	Mt. Pleasant (9-1)	35	
R7 #1	Union City (7-3)	54	**Game 113** Fri. Nov. 4 7 PM
R8 #4	Halls (2-8)	7	
R8 #2	Fayette Academy (7-3)	53	**Game 114** Fri. Nov. 4 7 PM
R7 #3	Lake Co. (8-2)	14	
R7 #2	McKenzie (7-3)	48	**Game 115** Fri. Nov. 4 7 PM
R8 #3	Manassas (4-6)	12	
R7 #4	West Carroll (5-5)	18	**Game 116** Fri. Nov. 4 7 PM
R8 #1	Jackson Christian (9-1)	48	

Second Round

Hampton	21	**Game 201** Fri. Nov. 11 7 PM
Harriman	0	
Cloudland	6	**Game 202** Fri. Nov. 11 7 PM
Coalfield	13	
South Pittsburg	13	**Game 203** Fri. Nov. 11 7 PM
Friendship Christian	14	
Gordonsville	20	**Game 204** Fri. Nov. 11 7 PM
Trousdale Co.	41	
Jo Byrns	33	**Game 205** Fri. Nov. 11 7 PM
Columbia Academy	7	
Collinwood	35	**Game 206** Fri. Nov. 11 7 PM
Mt. Pleasant	42	
Union City	6	**Game 207** Fri. Nov. 11 7 PM
Fayette Academy	0	
McKenzie	21	**Game 208** Fri. Nov. 11 7 PM
Jackson Christian	54	

Quarterfinals

Hampton	26	**Game 301** Fri. Nov. 18 7 PM
Coalfield	14	
Friendship Christian	21	**Game 302** Fri. Nov. 18 7 PM
Trousdale Co.	28	
Jo Byrns	21	**Game 303** Fri. Nov. 18 7 PM
Mt. Pleasant	20	
Union City	33	**Game 304** Fri. Nov. 18 7 PM
Jackson Christian	21	

Semifinals

Hampton	0	**Game 401** Fri. Nov. 25 7 PM
Trousdale Co.	35	
Jo Byrns	13	**Game 402** Fri. Nov. 25 7 PM
Union City	36	

Championship

Trousdale Co.	52	**Game 501** Fri. Dec. 2 3:30 PM BlueCross Bowl @ MTSU
Union City	16	

Trousdale Co.

STATE CHAMPION

Notes:

Scoring Summary

Scoring Summary (Final)
2005 Blue Cross Bowl
Union City vs Trousdale (12/2/05 at Murfreesboro, TN)

Union City (11-4) vs. Trousdale (15-0)
Date: 12/2/05 Site: Murfreesboro, TN Stadium: Floyd
Attendance: 4200

Score by Quarters	**1**	**2**	**3**	**4**	**Score**
Union City.....	0	7	0	9	- 16
Trousdale.....	7	21	10	14	- 52

Scoring Summary:

1st 06:36 TCHS - Welch, Cal 3 yd run (White, Jared kick)
8 plays, 54 yards, TOP 3:36, UCHS 0 - TCHS 7
2nd 10:17 TCHS - Harper, Nelson 30 yd pass from Dillehay, Dusti (White, Jared kick)
8 plays, 80 yards, TOP 3:13, UCHS 0 - TCHS 14
06:42 TCHS - Dillehay, Dusti 73 yd run (White, Jared kick)
3 plays, 82 yards, TOP 1:30, UCHS 0 - TCHS 21
04:50 UCHS - Mosley, Tony 4 yd pass from Sherwood, Tyler (Graham, John kick)
7 plays, 76 yards, TOP 1:52, UCHS 7 - TCHS 21
02:42 TCHS - Welch, Cal 5 yd run (White, Jared kick)
5 plays, 44 yards, TOP 2:08, UCHS 7 - TCHS 28
3rd 08:22 TCHS - Welch, Cal 42 yd run (White, Jared kick)
7 plays, 85 yards, TOP 3:38, UCHS 7 - TCHS 35
04:03 TCHS - White, Jared 26 yd field goal
4 plays, 4 yards, TOP 2:16, UCHS 7 - TCHS 38
4th 11:54 UCHS - TEAM safety
UCHS 9 - TCHS 38
07:13 TCHS - Welch, Cal 12 yd run (White, Jared kick)
8 plays, 70 yards, TOP 4:06, UCHS 9 - TCHS 45
02:49 TCHS - Dillehay, Dusti 16 yd run (White, Jared kick)
6 plays, 57 yards, TOP 2:43, UCHS 9 - TCHS 52
00:56 UCHS - Gregg, Bradley 17 yd pass from Sherwood, Tyler (Graham, John kick)
4 plays, 71 yards, TOP 1:53, UCHS 16 - TCHS 52

Kickoff time: 3:37 PM End of Game: 6:12 PM Total elapsed time: 2:35
Officials: Referee: Johnny Beene; Umpire: Alan Cooper; Linesman: Kirk Lewis;
Line judge: Steve Tompkins; Back judge: Jerry Shofner; Field judge: Danny Gray ECO;
Scorer: Morris/Layman;
Temperature: 43 Wind: Calm Weather: A few clouds

Team Statistics

Team Statistics (Final)
2005 Blue Cross Bowl
Union City vs Trousdale (12/2/05 at Murfreesboro, TN)

	UCHS	TCHS
FIRST DOWNS.....	**14**	**21**
Rushing.....	8	16
Passing.....	4	5
Penalty.....	2	0
NET YARDS RUSHING.....	**190**	**369**
Rushing Attempts.....	28	48
Average Per Rush.....	6.8	7.7
Yards Gained Rushing.....	199	393
Yards Lost Rushing.....	9	24
NET YARDS PASSING.....	**55**	**137**
Completions-Attempts-Int....	5-20-2	7-10-0
Average Per Attempt.....	2.8	13.7
Average Per Completion.....	11.0	19.6
TOTAL OFFENSE YARDS.....	**245**	**506**
Total offense plays.....	48	58
Average Gain Per Play.....	5.1	8.7
Fumbles: Number-Lost.....	1-0	1-0
Penalties: Number-Yards.....	6-41	8-86
PUNTS-YARDS.....	3-117	1-0
Average Yards Per Punt.....	39.0	0.0
Net Yards Per Punt.....	17.7	-11.0
Inside 20.....	1	0
50+ Yards.....	0	0
Touchbacks.....	0	0
Fair catch.....	0	0
KICKOFFS-YARDS.....	3-170	10-420
Average Yards Per Kickoff...	56.7	42.0
Net Yards Per Kickoff.....	36.3	23.9
Touchbacks.....	1	0
Punt returns: Number-Yards-TD.	1-11-0	3-64-0
Average Per Return.....	11.0	21.3
Kickoff returns: Number-Yds-TD	10-181-0	2-61-0
Average Per Return.....	18.1	30.5
Interceptions: Number-Yds-TD..	0-0-0	2-18-0
Fumble Returns: Number-Yds-TD.	0-0-0	0-0-0
Miscellaneous Yards.....	0	0
Possession Time.....	20:00	28:00
1st Quarter.....	6:54	5:06
2nd Quarter.....	5:40	6:20
3rd Quarter.....	3:17	8:43
4th Quarter.....	4:09	7:51
Third-Down Conversions.....	4 of 11	6 of 10
Fourth-Down Conversions.....	0 of 2	2 of 2
Red-Zone Scores-Chances.....	2-3	6-6
Sacks By: Number-Yards.....	1-15	0-0
PAT Kicks.....	2-2	7-7
Field Goals.....	0-1	1-1

Individual Statistics

Individual Statistics (Final)
2005 Blue Cross Bowl
Union City vs Trousdale (12/2/05 at Murfreesboro, TN)

Union City

Rushing	No	Gain	Loss	Net	TD	Lg	Avg
Coleman, Nate	14	110	6	104	0	29	7.4
Ingram, Mario	3	49	0	49	0	23	16.3
Bracey, D.	10	36	3	33	0	15	3.3
Sherwood, Tyler	1	4	0	4	0	4	4.0
Totals...	28	199	9	190	0	29	6.8

Passing	Att-Cmp-Int	Yds	TD	Long	Sack
Sherwood, Tyler	20-5-2	55	2	17	0
Totals...	20-5-2	55	2	17	0

Receiving	No.	Yds	TD	Long
Mosley, Tony	3	31	1	14
Gregg, Bradley	1	17	1	17
Graham, John	1	7	0	7
Totals...	5	55	2	17

Punting	No.	Yds	Avg	Long	In20
Graham, John	3	117	39.0	41	1
Totals...	3	117	39.0	41	1

	Punts			Kickoffs			Intercept		
All Returns	No.	Yds.	Lg	No.	Yds.	Lg	No.	Yds.	Lg
Mosley, Tony	0	0	0	4	67	22	0	0	0
Speed, Colton	0	0	0	1	22	22	0	0	0
Wardlow, Chris	0	0	0	1	0	0	0	0	0
Coleman, Nate	0	0	0	1	42	42	0	0	0
Bracey, D.	1	11	0	2	30	16	0	0	0
Ingram, Mario	0	0	0	1	20	20	0	0	0
Totals...	1	11	0	10	181	42	0	0	0

Field goal attempts

Graham, John 1st 01:30 38 yds - Missed

Trousdale

Rushing	No	Gain	Loss	Net	TD	Lg	Avg
Welch, Cal	22	203	2	201	4	42	9.1
Dillehay, Dusti	19	175	18	157	2	73	8.3
Dunn, Sammy	3	12	0	12	0	8	4.0
Satterfield, Bl	1	3	0	3	0	3	3.0
Team	3	0	4	-4	0	0	-1.3
Totals...	48	393	24	369	6	73	7.7

Passing	Att-Cmp-Int	Yds	TD	Long	Sack
Dillehay, Dusti	9-7-0	137	1	35	1
Dunn, Sammy	1-0-0	0	0	0	0
Totals...	10-7-0	137	1	35	1

Receiving	No.	Yds	TD	Long
Harper, Nelson	3	83	1	35
Satterfield, Bl	3	48	0	31
Wright, Marco	1	6	0	6
Totals...	7	137	1	35

Punting	No.	Yds	Avg	Long	In20
Harper, Nelson	0	0	0.0	0	0
Team	1	0	0.0	0	0
Totals...	1	0	0.0	0	0

	Punts			Kickoffs			Intercept		
All Returns	No.	Yds.	Lg	No.	Yds.	Lg	No.	Yds.	Lg
Harper, Nelson	0	0	0	2	61	48	0	0	0
Satterfield, Bl	3	64	40	0	0	0	0	0	0
Wright, Marco	0	0	0	0	0	0	1	18	18
Dillehay, Dusti	0	0	0	0	0	0	1	0	0
Totals...	3	64	40	2	61	48	2	18	18

Field goal attempts

White, Jared 3rd 04:03 26 yds - Good

FUMBLES: Union City-Bracey, D. 1-0. Trousdale-Harper, Nelson 1-0.

Drive Chart

Drive Chart (Final)
2005 Blue Cross Bowl
Union City vs Trousdale (12/2/05 at Murfreesboro, TN)

	Drive Started				Drive Ended			Consumed	
Team	**Qtr**	**Spot**	**Time**	**Obtained**	**Spot**	**Time**	**How Lost**	**Pl-Yds**	**TOP**
UCHS	1st	U33	12:00	Kickoff	U35	10:12	Punt	3-2	01:48
UCHS	1st	U28	06:36	Kickoff	T21	01:30	Missed FG	10-51	05:06#
UCHS	2nd	U35	10:17	Kickoff	U36	08:12	Punt	3-1	02:05
UCHS	2nd	U24	06:42	Kickoff	T00	04:50	*TOUCHDOWN	7-76	01:52#
UCHS	2nd	T43	02:42	Kickoff	T36	00:59	Downs	4-7	01:43
UCHS	3rd	U40	12:00	Possession	U40	12:00	Kickoff	0-0	00:00
UCHS	3rd	U24	08:22	Kickoff	U15	06:19	Punt	3--9	02:03
UCHS	3rd	U32	04:03	Kickoff	T26	02:49	Interception	7-42	01:14
UCHS	4th	T30	11:54	Kickoff	T30	11:19	Interception	3-0	00:35
UCHS	4th	U39	07:13	Kickoff	T43	05:32	Downs	5-18	01:41
UCHS	4th	U29	02:49	Kickoff	T00	00:56	*TOUCHDOWN	4-71	01:53#
TCHS	1st	T40	12:00	Possession	T40	12:00	Kickoff	0-0	00:00
TCHS	1st	T46	10:12	Punt	U00	06:36	*TOUCHDOWN	8-54	03:36#
TCHS	1st	T20	01:30	Missed FG	U00	10:17	*TOUCHDOWN	8-80	03:13#
TCHS	2nd	T18	08:12	Punt	U00	06:42	*TOUCHDOWN	3-82	01:30
TCHS	2nd	U44	04:50	Kickoff	U00	02:42	*TOUCHDOWN	5-44	02:08#
TCHS	2nd	T36	00:59	Downs	T44	00:00	End of half	3-8	00:59
TCHS	3rd	T15	12:00	Kickoff	U00	08:22	*TOUCHDOWN	7-85	03:38
TCHS	3rd	U13	06:19	Punt	U09	04:03	*FIELD GOAL	4-4	02:16#
TCHS	3rd	T20	02:49	Interception	T11	11:54	*SAFETY	5--9	02:55
TCHS	4th	T30	11:19	Interception	U00	07:13	*TOUCHDOWN	8-70	04:06#
TCHS	4th	T43	05:32	Downs	U00	02:49	*TOUCHDOWN	6-57	02:43#
TCHS	4th	T20	00:56	Kickoff	T18	00:00	End of half	2--2	00:56

UCHS	**1st Qtr**	**2nd Qtr**	**3rd Qtr**	**4th Qtr**	**1st Half**	**2nd Half**	**Total**
Time of possession	06:54	05:40	03:17	04:09	12:34	07:26	20:00
3rd Down Conversions	1/3	2/4	1/2	0/2	3/7	1/4	4/11
Avg Field Position	U30	U38	U28	U46	U35	U38	U37
4th Down Conversions	0/0	0/1	0/0	0/1	0/1	0/1	0/2

TCHS	**1st Qtr**	**2nd Qtr**	**3rd Qtr**	**4th Qtr**	**1st Half**	**2nd Half**	**Total**
Time of possession	05:06	06:20	08:43	07:51	11:26	16:34	28:00
3rd Down Conversions	1/1	3/3	2/4	0/2	4/4	2/6	6/10
Avg Field Position	T33	T36	T40	T31	T35	T35	T35
4th Down Conversions	0/0	0/0	0/0	2/2	0/0	2/2	2/2

Drive Chart (By Quarter)

	Drive Started				Drive Ended				Consumed	
Team	**Qtr**	**Spot**	**Time**	**Obtained**	**Spot**	**Time**	**How Lost**		**Pl-Yds**	**TOP**
TCHS	1st	T40	12:00	Possession	T40	12:00	Kickoff		0-0	00:00
UCHS	1st	U33	12:00	Kickoff	U35	10:12	Punt		3-2	01:48
TCHS	1st	T46	10:12	Punt	U00	06:36	*TOUCHDOWN		8-54	03:36#
UCHS	1st	U28	06:36	Kickoff	T21	01:30	Missed FG		10-51	05:06#
TCHS	1st	T20	01:30	Missed FG	U00	10:17	*TOUCHDOWN		8-80	03:13#
UCHS	2nd	U35	10:17	Kickoff	U36	08:12	Punt		3-1	02:05
TCHS	2nd	T18	08:12	Punt	U00	06:42	*TOUCHDOWN		3-82	01:30
UCHS	2nd	U24	06:42	Kickoff	T00	04:50	*TOUCHDOWN		7-76	01:52#
TCHS	2nd	U44	04:50	Kickoff	U00	02:42	*TOUCHDOWN		5-44	02:08#
UCHS	2nd	T43	02:42	Kickoff	T36	00:59	Downs		4-7	01:43
TCHS	2nd	T36	00:59	Downs	T44	00:00	End of half		3-8	00:59
UCHS	3rd	U40	12:00	Possession	U40	12:00	Kickoff		0-0	00:00
TCHS	3rd	T15	12:00	Kickoff	U00	08:22	*TOUCHDOWN		7-85	03:38
UCHS	3rd	U24	08:22	Kickoff	U15	06:19	Punt		3--9	02:03
TCHS	3rd	U13	06:19	Punt	U09	04:03	*FIELD GOAL		4-4	02:16#
UCHS	3rd	U32	04:03	Kickoff	T26	02:49	Interception		7-42	01:14
TCHS	3rd	T20	02:49	Interception	T11	11:54	*SAFETY		5--9	02:55
UCHS	4th	T30	11:54	Kickoff	T30	11:19	Interception		3-0	00:35
TCHS	4th	T30	11:19	Interception	U00	07:13	*TOUCHDOWN		8-70	04:06#
UCHS	4th	U39	07:13	Kickoff	T43	05:32	Downs		5-18	01:41
TCHS	4th	T43	05:32	Downs	U00	02:49	*TOUCHDOWN		6-57	02:43#
UCHS	4th	U29	02:49	Kickoff	T00	00:56	*TOUCHDOWN		4-71	01:53#
TCHS	4th	T20	00:56	Kickoff	T18	00:00	End of half		2--2	00:56

Defensive Statistics

Defensive Statistics (Final)
2005 Blue Cross Bowl
Union City vs Trousdale (12/2/05 at Murfreesboro, TN)

Union City

##	Player	Solo	Ast	Tot	TFL/Yds	FF	FR-Yd	Intc	BrUp	Blkd	Sack/Yds	QH
12	Graham, John	8	3	11	0.5/1	.	.	.	.	.	/	.
1	Ingram, Mario	6	2	8	.	.	.	.	.	.	/	.
85	Burke, Brandon	3	5	8	.	.	.	.	.	.	/	.
83	Glover, Cody	3	2	5	.	.	.	.	.	.	/	.
81	Evans, Marquas	3	2	5	.	1	.	.	.	.	/	.
53	Moran, Bryce	2	2	4	.	.	.	.	.	.	/	.
2	Mosley, Tony	3	.	3	.	.	.	.	1	.	/	.
64	McWherter, Clay	2	1	3	1.0/15	.	.	.	.	.	1/15	.
22	Speed, Colton	2	1	3	.	.	.	.	1	.	/	.
30	Flood, Lucas	2	1	3	.	.	.	.	.	.	/	.
40	Miller, Zach	1	2	3	1.0/2	.	.	.	.	.	/	.
42	Simpson, D.	1	1	2	1.0/1	.	.	.	.	.	/	.
70	Hitt, Kyle	.	2	2	.	.	.	.	.	.	/	.
57	Barker, Parks	1	.	1	.	.	.	.	.	.	/	.
33	Bracey, D.	1	.	1	.	.	.	.	.	1	/	.
54	Carrigan, Ian	1	.	1	.	.	.	.	.	.	/	.
52	Ray, Dustin	.	1	1	0.5/1	.	.	.	.	.	/	.
72	Gossett, Tommy	.	1	1	.	.	.	.	.	.	/	.
TM	TEAM	.	.	.	.	.	.	.	.	.	/	.

Trousdale

##	Player	Solo	Ast	Tot	TFL/Yds	FF	FR-Yd	Intc	BrUp	Blkd	Sack/Yds	QH
6	Dillehay, Dusti	7	2	9	2.0/6	.	.	1-0	.	.	/	.
20	Dunn, Sammy	3	6	9	.	.	.	.	1	.	/	.
12	Harper, Nelson	2	3	5	.	.	.	.	1	.	/	.
7	Wright, Marco	4	.	4	.	.	.	1-18	.	.	/	.
75	McGowan, Kurt	3	1	4	1.0/1	.	.	.	.	.	/	.
11	Satterfield, Bl	3	1	4	1.0/2	.	.	.	.	.	/	.
62	Porter, Zach	2	1	3	.	.	.	.	.	.	/	.
24	Welch, Cal	1	2	3	.	.	.	.	1	.	/	.
71	Cunningham, Tim	.	2	2	.	.	.	.	.	.	/	.
52	Belcher, Kendal	.	2	2	.	.	.	.	.	.	/	.
32	Cunningham, Jos	1	.	1	.	.	.	.	.	.	/	.
8	White, Jared	1	.	1	.	.	.	.	.	.	/	.
84	Angel, Steven	1	.	1	.	.	.	.	.	.	/	.
25	Hall, Creigh	.	1	1	.	.	.	.	.	.	/	.
66	Dunn, Derek	.	1	1	.	.	.	.	.	.	/	.

Quickie Statistics

Quickie Statistics (Final)
Union City vs Trousdale (12/2/05 at Murfreesboro, TN)

	UCHS	TCHS
Score.....	16	52
FIRST DOWNS.....	**14**	**21**
RUSHES-YARDS (NET).....	**28-190**	**48-369**
PASSING YDS (NET).....	**55**	**137**
Passes Att-Comp-Int.....	20-5-2	10-7-0
TOTAL OFFENSE PLAYS-YARDS.....	**48-245**	**58-506**
Fumble Returns-Yards.....	0-0	0-0
Punt Returns-Yards.....	1-11	3-64
Kickoff Returns-Yards.....	10-181	2-61
Interception Returns-Yards....	0-0	2-18
Punts (Number-Avg).....	3-39.0	1-0.0
Fumbles-Lost.....	1-0	1-0
Penalties-Yards.....	6-41	8-86
Possession Time.....	20:00	28:00
Third-Down Conversions.....	4 of 11	6 of 10
Fourth-Down Conversions.....	0 of 2	2 of 2
Red-Zone Scores-Chances.....	2-3	6-6

Union City

Rushing	No	Yds	TD	Lg	Avg
Coleman, Nate	14	104	0	29	7.4
Ingram, Mario	3	49	0	23	16.3
Bracey, D.	10	33	0	15	3.3
Sherwood, Tyler	1	4	0	4	4.0

Passing	Att	Cmp	Int	Yds	TD	Lng
Sherwood, Tyler	20	5	2	55	2	17

Receiving	No.	Yds	TD	Long
Mosley, Tony	3	31	1	14
Gregg, Bradley	1	17	1	17
Graham, John	1	7	0	7

Punting	No.	Avg	Long	I20
Graham, John	3	39.0	41	1

Punt returns	No.	Yds	TD	Long
Bracey, D.	1	11	0	0

Kick returns	No.	Yds	TD	Long
Mosley, Tony	4	67	0	22
Bracey, D.	2	30	0	16

Trousdale

Rushing	No	Yds	TD	Lg	Avg
Welch, Cal	22	201	4	42	9.1
Dillehay, Dusti	19	157	2	73	8.3
Dunn, Sammy	3	12	0	8	4.0
Satterfield, Bl	1	3	0	3	3.0

Passing	Att	Cmp	Int	Yds	TD	Lng
Dillehay, Dusti	9	7	0	137	1	35
Dunn, Sammy	1	0	0	0	0	0

Receiving	No.	Yds	TD	Long
Harper, Nelson	3	83	1	35
Satterfield, Bl	3	48	0	31
Wright, Marco	1	6	0	6

Punting	No.	Avg	Long	I20
Team	1	0.0	0	0

Punt returns	No.	Yds	TD	Long
Satterfield, Bl	3	64	0	40

Kick returns	No.	Yds	TD	Long
Harper, Nelson	2	61	0	48

Team	Qtr	Time	Scoring play	Conversion	Plays-Yards	TOP	UCHS - TCHS
TCHS	1st	06:36	Welch, Cal 3 yd run	White, Jared kick	8-54	3:36	0 - 7
TCHS	2nd	10:17	Harper, Nelson 30 yd pass from Dillehay, Dusti	White, Jared kick	8-80	3:13	0 - 14
TCHS	2nd	06:42	Dillehay, Dusti 73 yd run	White, Jared kick	3-82	1:30	0 - 21
UCHS	2nd	04:50	Mosley, Tony 4 yd pass from Sherwood, Tyler	Graham, John kick	7-76	1:52	7 - 21
TCHS	2nd	02:42	Welch, Cal 5 yd run	White, Jared kick	5-44	2:08	7 - 28
TCHS	3rd	08:22	Welch, Cal 42 yd run	White, Jared kick	7-85	3:38	7 - 35
TCHS	3rd	04:03	White, Jared 26 yd field goal		4-4	2:16	7 - 38
UCHS	4th	11:54	TEAM safety				9 - 38
TCHS	4th	07:13	Welch, Cal 12 yd run	White, Jared kick	8-70	4:06	9 - 45
TCHS	4th	02:49	Dillehay, Dusti 16 yd run	White, Jared kick	6-57	2:43	9 - 52
UCHS	4th	00:56	Gregg, Bradley 17 yd pass from Sherwood, Tyler	Graham, John kick	4-71	1:53	16 - 52

Play-by-Play Summary (1st Quarter)

```
  U 1-10 U40   Change of possession, TCHS ball on TCHS40, 1st and 10.

                   Burnley, Tronde kickoff 49 yards to the UCHS11, Mosley, Tony return 22
                   yards to the UCHS33 (Satterfield, Bl;Welch, Cal).
  U 1-10 U33   UNION CITY drive start at 12:00 (1st).
  U 1-10 U33   Coleman, Nate rush for loss of 1 yard to the UCHS32 (Dillehay, Dusti).
  U 2-11 U32   Bracey, D. rush for 3 yards to the UCHS35 (Dillehay, Dusti).
  U 3-8  U35   Sherwood, Tyler pass incomplete (Harper, Nelson).
  U 4-8  U35   Graham, John punt 38 yards to the TCHS27, Satterfield, Bl return 19 yards to
               the TCHS46 (Flood, Lucas).
--------------- 3 plays, 2 yards, TOP 01:48 ---------------

      T 1-10 T46   TROUSDALE drive start at 10:12 (1st).
      T 1-10 T46   Dunn, Sammy rush for 8 yards to the UCHS46 (Graham, John).
      T 2-2  U46   Welch, Cal rush for 10 yards to the UCHS36, 1ST DOWN TCHS
                   (Graham, John).
      T 1-10 U36   Dillehay, Dusti rush for 7 yards to the UCHS29 (Graham, John).
      T 2-3  U29   Dunn, Sammy rush for 2 yards to the UCHS27 (Hitt, Kyle;Burke, Brandon).
      T 3-1  U27   Welch, Cal rush for 4 yards to the UCHS23, 1ST DOWN TCHS (Moran,
                   Bryce).
      T 1-10 U23   Dillehay, Dusti rush for 19 yards to the UCHS4, 1ST DOWN TCHS
                   (Mosley, Tony).
      T 1-G  U04   Welch, Cal rush for 1 yard to the UCHS3 (Glover, Cody).
      T 2-G  U03   Welch, Cal rush for 3 yards to the UCHS0, TOUCHDOWN, clock 06:36.
                   White, Jared kick attempt good.

                                       =========================
                                       UNION CITY 0, TROUSDALE 7
                                       =========================

--------------- 8 plays, 54 yards, TOP 03:36 ---------------

                   Burnley, Tronde kickoff 48 yards to the UCHS12, Bracey, D. return 16
                   yards to the UCHS28 (Angel, Steven).
  U 1-10 U28   UNION CITY drive start at 06:36 (1st).
  U 1-10 U28   Coleman, Nate rush for 3 yards to the UCHS31 (Dunn, Sammy;McGowan, Kurt).
  U 2-7  U31   Bracey, D. rush for 5 yards to the UCHS36 (Porter, Zach).
  U 3-2  U36   Coleman, Nate rush for 3 yards to the UCHS39, 1ST DOWN UCHS (Belcher,
               Kendal;Cunningham, Tim).
  U 1-10 U39   PENALTY TCHS offside 6 yards to the UCHS45.
  U 1-4  U45   Coleman, Nate rush for 17 yards to the TCHS38, 1ST DOWN UCHS
               (Dillehay, Dusti).
  U 1-10 T38   Coleman, Nate rush for 9 yards to the TCHS29 (Dillehay, Dusti;Porter, Zach).
  U 2-1  T29   Coleman, Nate rush for 22 yards to the TCHS7, 1ST DOWN UCHS
               (Dillehay, Dusti;Dunn, Sammy).
  U 1-G  T07   Bracey, D. rush for no gain to the TCHS7 (Harper, Nelson).
  U 2-G  T07   PENALTY UCHS delay of game 5 yards to the TCHS12.
  U 2-G  T12   Bracey, D. rush to the TCHS14, fumble by Bracey, D. recovered by UCHS
               Bracey, D. at TCHS12.
  U 3-G  T12   Sherwood, Tyler pass complete to Bracey, D. for 9 yards to the TCHS3
               (Dillehay, Dusti), PENALTY UCHS holding 9 yards to the TCHS21, NO
               PLAY.
  U 3-G  T21   Sherwood, Tyler pass incomplete to Graham, John.
  U 4-G  T21   Graham, John field goal attempt from 38 MISSED - short, spot at TCHS20,
               clock 01:30.
--------------- 10 plays, 51 yards, TOP 05:06 ---------------

      T 1-10 T20   Welch, Cal rush for 36 yards to the UCHS44, 1ST DOWN TCHS
                   (Ingram, Mario).
      T 1-10 U44   Dillehay, Dusti pass complete to Wright, Marco for 6 yards to the UCHS38
                   (Ingram, Mario).
      T 2-4  U38   Dillehay, Dusti rush for 6 yards to the UCHS32, 1ST DOWN TCHS
                   (Glover, Cody).

                                       ===END OF 1st QUARTER====
                                       UNION CITY 0, TROUSDALE 7
                                       =========================
```

Play-by-Play Summary (2nd quarter)

```
      T 1-10 U32   Start of 2nd quarter, clock 12:00.
      T 1-10 U32   Dillehay, Dusti pass incomplete to Wright, Marco (Speed, Colton).
      T 2-10 U32   Dillehay, Dusti pass complete to Satterfield, Bl for 9 yards to the
                   UCHS23 (Glover, Cody).
      T 3-1  U23   Dillehay, Dusti rush for 3 yards to the UCHS20, 1ST DOWN TCHS
                   (Moran, Bryce;Graham, John).
      T 1-10 U20   Dillehay, Dusti rush for 13 yards to the UCHS7 (Mosley, Tony),
                   PENALTY TCHS holding 23 yards to the UCHS30.
      T 1-20 U30   1st and 20.
      T 1-20 U30   Dillehay, Dusti pass complete to Harper, Nelson for 30 yards to the
                   UCHS0, 1ST DOWN TCHS, TOUCHDOWN, clock 10:17.
                   White, Jared kick attempt good.

                                    ==========================
                                    UNION CITY 0, TROUSDALE 14
                                    ==========================

--------------- 8 plays, 80 yards, TOP 03:13 ---------------

                   Burnley, Tronde kickoff 45 yards to the UCHS15, Mosley, Tony return 20
                   yards to the UCHS35 (Satterfield, Bl).
  U 1-10 U35   UNION CITY drive start at 10:17 (2nd).
  U 1-10 U35   Bracey, D. rush for loss of 1 yard to the UCHS34 (McGowan, Kurt).
  U 2-11 U34   Sherwood, Tyler rush for 4 yards to the UCHS38 (Harper, Nelson;Belcher,
               Kendal).
  U 3-7  U38   Bracey, D. rush for loss of 2 yards to the UCHS36 (Satterfield, Bl).
  U 4-9  U36   Graham, John punt 41 yards to the TCHS23, Satterfield, Bl return 5 yards to
               the TCHS28 (Carrigan, Ian), PENALTY TCHS illegal block 10 yards to the
               TCHS18, 1st and 10, TCHS ball on TCHS18.
--------------- 3 plays, 1 yards, TOP 02:05 ---------------

      T 1-10 T18   TROUSDALE drive start at 08:12 (2nd).
      T 1-10 T18   Welch, Cal rush for 5 yards to the TCHS23 (Evans, Marquas).
      T 2-5  T23   Welch, Cal rush for 4 yards to the TCHS27 (Gossett, Tommy;Burke,
                   Brandon).
      T 3-1  T27   Dillehay, Dusti rush for 73 yards to the UCHS0, 1ST DOWN TCHS,
                   TOUCHDOWN, clock 06:42.
                   White, Jared kick attempt good.

                                    ==========================
                                    UNION CITY 0, TROUSDALE 21
                                    ==========================

                   Burnley, Tronde kickoff 48 yards to the UCHS12, out-of-bounds,
                   PENALTY TCHS IP 5 yards to the TCHS35, NO PLAY.
--------------- 3 plays, 82 yards, TOP 01:30 ---------------

                   Burnley, Tronde kickoff 55 yards to the UCHS10, Bracey, D. return 14
                   yards to the UCHS24 (Dillehay, Dusti).
  U 1-10 U24   UNION CITY drive start at 06:42 (2nd).
  U 1-10 U24   Bracey, D. rush for 1 yard to the UCHS25 (McGowan, Kurt).
  U 2-9  U25   Sherwood, Tyler pass complete to Graham, John for 7 yards to the UCHS32
               (Satterfield, Bl).
  U 3-2  U32   Coleman, Nate rush for 29 yards to the TCHS39, 1ST DOWN UCHS (Welch,
               Cal).
  U 1-10 T39   Bracey, D. rush for 15 yards to the TCHS24, 1ST DOWN UCHS (Wright,
               Marco), PENALTY TCHS personal foul 12 yards to the TCHS12, 1ST DOWN
               UCHS.
  U 1-10 T12   1st and 10.
  U 1-10 T12   Coleman, Nate rush for 8 yards to the TCHS4 (Dunn, Sammy).
  U 2-2  T04   Sherwood, Tyler pass incomplete to Burke, Brandon.
  U 3-2  T04   Sherwood, Tyler pass complete to Mosley, Tony for 4 yards to the TCHS0,
               1ST DOWN UCHS, TOUCHDOWN, clock 04:50.
               Graham, John kick attempt good.

                                    ==========================
                                    UNION CITY 7, TROUSDALE 21
                                    ==========================
```

---------- 7 plays, 76 yards, TOP 01:52 ----------

Graham, John kickoff 55 yards to the TCHS5, Harper, Nelson return 48 yards to the UCHS47, fumble forced by Evans, Marquas, fumble by Harper, Nelson recovered by TCHS Team at UCHS44.

T 1-10 U44 TROUSDALE drive start at 04:50 (2nd), TCHS ball on UCHS44.
T 1-10 U44 Dillehay, Dusti rush for 1 yard to the UCHS43 (Burke, Brandon).
T 2-9 U43 Dillehay, Dusti pass incomplete to Harper, Nelson.
T 3-9 U43 Dillehay, Dusti pass complete to Harper, Nelson for 35 yards to the UCHS8, **1ST DOWN TCHS** (Bracey, D.).
T 1-G U08 Welch, Cal rush for 3 yards to the UCHS5 (Burke, Brandon;Glover, Cody).
T 2-G U05 Welch, Cal rush for 5 yards to the UCHS0, TOUCHDOWN, clock 02:42.
White, Jared kick attempt good.

==========
UNION CITY 7, TROUSDALE 28
==========

---------- 5 plays, 44 yards, TOP 02:08 ----------

White, Jared kickoff 45 yards to the UCHS15, Coleman, Nate return 42 yards to the TCHS43 (Wright, Marco).

U 1-10 T43 UNION CITY drive start at 02:42 (2nd).
U 1-10 T43 Bracey, D. rush for 4 yards to the TCHS39 (Harper, Nelson).
U 2-6 T39 Coleman, Nate rush for 1 yard to the TCHS38 (Cunningham, Tim;Dunn, Sammy).
U 3-5 T38 Sherwood, Tyler pass incomplete to Coleman, Nate.
U 4-5 T38 Coleman, Nate rush for 2 yards to the TCHS36 (Dunn, Sammy;Harper, Nelson).

---------- 4 plays, 7 yards, TOP 01:43 ----------

T 1-10 T36 TROUSDALE drive start at 00:59 (2nd).
T 1-10 T36 Welch, Cal rush for 10 yards to the TCHS46, **1ST DOWN TCHS** (Moran, Bryce).
T 1-10 T46 Dunn, Sammy pass incomplete to Satterfield, Bl (Mosley, Tony).
T 2-10 T46 Team rush for loss of 2 yards to the TCHS44.
T 3-12 T44 End of 1st half, clock 00:00.

====END OF 2nd QUARTER====
UNION CITY 7, TROUSDALE 28
==========

Play-by-Play Summary (3rd quarter)

```
      T 3-12 T44   Start of 3rd quarter, clock 12:00.
      T 3-12 T44   Change of possession, UCHS ball on UCHS40, 1st and 10.
--------------- 3 plays, 8 yards, TOP 00:59 ---------------

  U 1-10 U40   UNION CITY drive start at 12:00 (3rd).

               Graham, John kickoff 55 yards to the TCHS5, Harper, Nelson return 10 yards
               to the TCHS15 (Burke, Brandon).
      T 1-10 T15   TROUSDALE drive start at 12:00 (3rd).
      T 1-10 T15   Dunn, Sammy rush for 2 yards to the TCHS17 (Moran, Bryce;Burke,
                   Brandon).
      T 2-8  T17   Dillehay, Dusti rush for 5 yards to the TCHS22 (Miller, Zach).
      T 3-3  T22   Dillehay, Dusti rush for 13 yards to the TCHS35, 1ST DOWN TCHS
                   (Ingram, Mario).
      T 1-10 T35   Welch, Cal rush for 15 yards to the 50 yardline, 1ST DOWN TCHS
                   (Ingram, Mario).
      T 1-10 T50   Welch, Cal rush for 3 yards to the UCHS47 (Evans, Marquas).
      T 2-7  U47   Dillehay, Dusti rush for 5 yards to the UCHS42 (Ingram, Mario;Evans,
                   Marquas).
      T 3-2  U42   Welch, Cal rush for 42 yards to the UCHS0, 1ST DOWN TCHS,
                   TOUCHDOWN, clock 08:22.
                   White, Jared kick attempt good.

                                   ==========================
                                   UNION CITY 7, TROUSDALE 35
                                   ==========================

      T 1-G  T40   PENALTY UCHS roughing the kicker 15 yards to the UCHS45.
--------------- 7 plays, 85 yards, TOP 03:38 ---------------

                   White, Jared kickoff 31 yards to the UCHS14, Mosley, Tony return 10
                   yards to the UCHS24 (Dunn, Sammy;Hall, Creigh).
  U 1-10 U24   UNION CITY drive start at 08:22 (3rd).
  U 1-10 U24   Coleman, Nate rush for 1 yard to the UCHS25 (McGowan, Kurt).
  U 2-9  U25   Sherwood, Tyler pass incomplete to Coleman, Nate (Welch, Cal).
  U 3-9  U25   PENALTY UCHS false start 5 yards to the UCHS20.
  U 3-14 U20   Coleman, Nate rush for no gain to the UCHS20 (Dunn, Sammy).
  U 4-14 U20   PENALTY UCHS illegal procedure 5 yards to the UCHS15.
  U 4-19 U15   Graham, John punt 38 yards to the TCHS47, Satterfield, Bl return 40 yards to
               the UCHS13 (Graham, John).
--------------- 3 plays, minus 9 yards, TOP 02:03 ---------------

      T 1-10 U13   TROUSDALE drive start at 06:19 (3rd).
      T 1-10 U13   Welch, Cal rush for no gain to the UCHS13 (Barker, Parks).
      T 2-10 U13   Dillehay, Dusti rush for 5 yards to the UCHS8 (Ingram, Mario;Glover,
                   Cody).
      T 3-5  U08   Dillehay, Dusti rush for loss of 1 yard to the UCHS9 (Simpson, D.).
      T 4-6  U09   White, Jared field goal attempt from 26 GOOD, clock 04:03.

                                   ==========================
                                   UNION CITY 7, TROUSDALE 38
                                   ==========================

--------------- 4 plays, 4 yards, TOP 02:16 ---------------

                   White, Jared kickoff 43 yards to the UCHS17, Mosley, Tony return 15
                   yards to the UCHS32 (Dillehay, Dusti).
  U 1-10 U32   UNION CITY drive start at 04:03 (3rd).
  U 1-10 U32   Sherwood, Tyler pass incomplete to Coleman, Nate.
  U 2-10 U32   Sherwood, Tyler pass incomplete to Mosley, Tony (Dunn, Sammy).
  U 3-10 U32   Sherwood, Tyler pass complete to Mosley, Tony for 14 yards to the UCHS46,
               1ST DOWN UCHS (Wright, Marco).
  U 1-10 U46   Sherwood, Tyler pass incomplete to Bracey, D., PENALTY UCHS ineligible
               downfield on pass declined.
  U 2-10 U46   Sherwood, Tyler pass incomplete to Mosley, Tony (Dillehay, Dusti),
               PENALTY TCHS pass interference 15 yards to the TCHS39, 1ST DOWN
               UCHS, NO PLAY.
  U 1-10 T39   Sherwood, Tyler pass complete to Mosley, Tony for 13 yards to the TCHS26,
```

1ST DOWN UCHS (Wright, Marco).
U 1-10 T26 Timeout Union City, clock 03:05.
U 1-10 T26 Sherwood, Tyler pass incomplete to Mosley, Tony.
U 2-10 T26 Sherwood, Tyler pass intercepted by Dillehay, Dusti at the TCHS0, Dillehay, Dusti return 0 yards to the TCHS0, touchback.

---------- 7 plays, 42 yards, TOP 01:14 ----------

T 1-10 T20 TROUSDALE drive start at 02:49 (3rd).
T 1-10 T20 Welch, Cal rush for 11 yards to the TCHS31, **1ST DOWN TCHS** (Speed, Colton;Burke, Brandon).
T 1-10 T31 Dillehay, Dusti rush for 3 yards to the TCHS34 (Simpson, D.;Graham, John).
T 2-7 T34 Dillehay, Dusti rush for 1 yard to the TCHS35 (Ingram, Mario), *PENALTY TCHS holding 10 yards to the TCHS25*.
T 2-16 T25 2nd and 16.
T 2-16 T25 Dillehay, Dusti rush for 1 yard to the TCHS26 (Speed, Colton).
T 3-15 T26 Timeout Trousdale, clock 00:32.
T 3-15 T26 Dillehay, Dusti sacked for loss of 15 yards to the TCHS11 (McWherter, Clay).

====END OF 3rd QUARTER====
UNION CITY 7, TROUSDALE 38
==========

Play-by-Play Summary (4th quarter)

```
      T 4-30 T11   Start of 4th quarter, clock 12:00.
      T 4-30 T11   Harper, Nelson punt BLOCKED, recovered by TCHS Team at TCHS0,
                   out-of-bounds (McWherter, Clay), TEAM safety, clock 11:54 (blocked by
                   Bracey, D.).

                                  ==========================
                                  UNION CITY 9, TROUSDALE 38
                                  ==========================

--------------- 5 plays, minus 9 yards, TOP 02:55 ---------------

                   White, Jared kickoff 30 yards to the 50 yardline, Ingram, Mario return
                   20 yards to the TCHS30 (White, Jared).
  U 1-10 T30   UNION CITY drive start at 11:54 (4th).
  U 1-10 T30   Sherwood, Tyler pass incomplete to Bracey, D..
  U 2-10 T30   Sherwood, Tyler pass incomplete to Coleman, Nate.
  U 3-10 T30   Sherwood, Tyler pass intercepted by Wright, Marco at the TCHS12, Wright,
               Marco return 18 yards to the TCHS30 (Graham, John).
--------------- 3 plays, 0 yards, TOP 00:35 ---------------

      T 1-10 T30   TROUSDALE drive start at 11:19 (4th).
      T 1-10 T30   Dillehay, Dusti pass complete to Satterfield, Bl for 31 yards to the
                   UCHS39, 1ST DOWN TCHS (Ingram, Mario).
      T 1-10 U39   Welch, Cal rush for 14 yards to the UCHS25, 1ST DOWN TCHS (Burke,
                   Brandon).
      T 1-10 U25   Welch, Cal rush for 2 yards to the UCHS23 (McWherter, Clay;Evans,
                   Marquas).
      T 2-8  U23   Dillehay, Dusti rush for loss of 2 yards to the UCHS25 (Miller,
                   Zach;Ray, Dustin).
      T 3-10 U25   Satterfield, Bl rush for 3 yards to the UCHS22 (Graham, John).
      T 4-7  U22   Dillehay, Dusti pass complete to Satterfield, Bl for 8 yards to the
                   UCHS14, 1ST DOWN TCHS (Speed, Colton).
      T 1-10 U14   Welch, Cal rush for 2 yards to the UCHS12 (Graham, John).
      T 2-8  U12   Welch, Cal rush for 12 yards to the UCHS0, 1ST DOWN TCHS,
                   TOUCHDOWN, clock 07:13.
                   White, Jared kick attempt good.

                                  ==========================
                                  UNION CITY 9, TROUSDALE 45
                                  ==========================

--------------- 8 plays, 70 yards, TOP 04:06 ---------------

                   White, Jared kickoff 43 yards to the UCHS17, Speed, Colton return 22
                   yards to the UCHS39 (Dunn, Sammy).
  U 1-10 U39   UNION CITY drive start at 07:13 (4th).
  U 1-10 U39   Coleman, Nate rush for 15 yards to the TCHS46, 1ST DOWN UCHS (Dunn,
               Derek;Dunn, Sammy).
  U 1-10 T46   Bracey, D. rush for 8 yards to the TCHS38 (Harper, Nelson;Welch, Cal).
  U 2-2  T38   Sherwood, Tyler pass incomplete to Mosley, Tony.
  U 3-2  T38   Sherwood, Tyler pass incomplete to Mosley, Tony.
  U 4-2  T38   Timeout Trousdale, clock 05:40.
  U 4-2  T38   Coleman, Nate rush for loss of 5 yards to the TCHS43 (Dillehay, Dusti).
--------------- 5 plays, 18 yards, TOP 01:41 ---------------

      T 1-10 T43   TROUSDALE drive start at 05:32 (4th).
      T 1-10 T43   Welch, Cal rush for 18 yards to the UCHS39, 1ST DOWN TCHS
                   (Mosley, Tony).
      T 1-10 U39   Welch, Cal rush for 3 yards to the UCHS36 (Flood, Lucas;Hitt, Kyle).
      T 2-7  U36   Dillehay, Dusti rush for 4 yards to the UCHS32 (Flood, Lucas).
      T 3-3  U32   Welch, Cal rush for loss of 2 yards to the UCHS34 (Graham, John;Miller,
                   Zach).
      T 4-5  U34   Dillehay, Dusti pass complete to Harper, Nelson for 18 yards to the
                   UCHS16, 1ST DOWN TCHS (Graham, John).
      T 1-10 U16   Dillehay, Dusti rush for 16 yards to the UCHS0, 1ST DOWN TCHS,
                   TOUCHDOWN, clock 02:49.
      T 1-G  U03   PENALTY UCHS offside 2 yards to the UCHS1.
                   White, Jared kick attempt good.
```

==========
UNION CITY 9, TROUSDALE 52
==========

---------- 6 plays, 57 yards, TOP 02:43 ----------

White, Jared kickoff 31 yards to the UCHS29, Wardlow, Chris return 0 yards to the UCHS29.

U 1-10 U29 UNION CITY drive start at 02:49 (4th).

U 1-10 U29 Ingram, Mario rush for 17 yards to the UCHS46, **1ST DOWN UCHS** (Porter, Zach).

U 1-10 U46 Ingram, Mario rush for 9 yards to the TCHS45 (Dillehay, Dusti).

U 2-1 T45 Ingram, Mario rush for 23 yards to the TCHS22, **1ST DOWN UCHS** (Cunningham, Jos).

U 1-10 T22 *PENALTY TCHS offside 5 yards to the TCHS17*.

U 1-5 T17 Sherwood, Tyler pass complete to Gregg, Bradley for 17 yards to the TCHS0, **1ST DOWN UCHS**, TOUCHDOWN, clock 00:56.

Graham, John kick attempt good.

==========
UNION CITY 16, TROUSDALE 52
==========

---------- 4 plays, 71 yards, TOP 01:53 ----------

Graham, John kickoff 60 yards to the TCHS0, touchback.

T 1-10 T20 TROUSDALE drive start at 00:56 (4th).

T 1-10 T20 Team rush for loss of 1 yard to the TCHS19.

T 2-11 T19 Team rush for loss of 1 yard to the TCHS18.

T 3-12 T18 End of 2nd half, clock 00:00.

---------- 2 plays, minus 2 yards, TOP 00:56 ----------

========FINAL SCORE========
UNION CITY 16, TROUSDALE 52
==========

Play Breakdown Summary

Play Breakdown Summary (Final)
2005 Blue Cross Bowl
Union City vs Trousdale (12/2/05 at Murfreesboro, TN)

Union City Down	RUN	PASS	Total
OVERALL.....	28	20	48
1ST DOWN.....	15	6	21
2ND DOWN-SHORT...	2	2	4
2ND DOWN-MIDDLE..	1	0	1
2ND DOWN-LONG....	4	5	9
3RD DOWN-SHORT...	2	2	4
3RD DOWN-MIDDLE..	0	0	0
3RD DOWN-LONG....	2	5	7
4TH DOWN.....	2	0	2

Trousdale Down	RUN	PASS	Total
OVERALL.....	47	11	58
1ST DOWN.....	23	5	28
2ND DOWN-SHORT...	3	0	3
2ND DOWN-MIDDLE..	3	0	3
2ND DOWN-LONG....	10	2	12
3RD DOWN-SHORT...	4	0	4
3RD DOWN-MIDDLE..	2	0	2
3RD DOWN-LONG....	2	2	4
4TH DOWN.....	0	2	2

Union City Formation	RUN	PASS	Total
.....	28	20	48

Trousdale Formation	RUN	PASS	Total
.....	47	11	58

Play Breakdown

Play Breakdown (Final)
2005 Blue Cross Bowl
Union City vs Trousdale (12/2/05 at Murfreesboro, TN)

Union City (Sorted by Play type)

1ST DOWN RUN (15 RUN, 6 PASS)

1-10 U29 #1	17	[ ]
1-10 U46 #1	9	[ ]
1-10 U35 #33	-1	[ ]
1-10 T43 #33	4	[ ]
1-10 T39 #33	15	[ ]
1-7 T07 #33	0	[ ]
1-10 U24 #33	1	[ ]
1-10 T46 #33	8	[ ]
1-10 U39 #6	15	[ ]
1-10 U28 #6	3	[ ]
1-4 U45 #6	17	[ ]
1-10 T38 #6	9	[ ]
1-10 U24 #6	1	[ ]
1-10 T12 #6	8	[ ]
1-10 U33 #6	-1	[ ]

1ST DOWN PASS

1-10 T26 #9 to #2	-	[ ]
1-10 T39 #9 to #2	13	[ ]
1-10 U46 #9 to #33	-	[ ]
1-10 T30 #9 to #33	-	[ ]
1-5 T17 #9 to #5	17	[ ]
1-10 U32 #9 to #6	-	[ ]

2ND-SHORT RUN (2 RUN, 2 PASS)

2-1 T45 #1	23	[ ]
2-1 T29 #6	22	[ ]

2ND-SHORT PASS

2-2 T38 #9 to #2	-	[ ]
2-2 T04 #9 to #85	-	[ ]

2ND-MIDDLE RUN (1 RUN, 0 PASS)

2-6 T39 #6	1	[ ]

2ND-MIDDLE PASS

2ND-LONG RUN (4 RUN, 5 PASS)

2-12 T12 #33	-2	[ ]
2-7 U31 #33	5	[ ]
2-11 U32 #33	3	[ ]
2-11 U34 #9	4	[ ]

2ND-LONG PASS

2-9 U25 #9 to #12	7	[ ]
2-10 U32 #9 to #2	-	[ ]
2-10 T30 #9 to #6	-	[ ]
2-10 T26 #9 to #6	INT	[ ]
2-9 U25 #9 to #6	-	[ ]

3RD-SHORT RUN (2 RUN, 2 PASS)

3-2 U36 #6	3	[ ]
3-2 U32 #6	29	[ ]

3RD-SHORT PASS

3-2 T04 #9 to #2	4	[ ]
3-2 T38 #9 to #2	-	[ ]

3RD-MIDDLE RUN (0 RUN, 0 PASS)

3RD-MIDDLE PASS

3RD-LONG RUN (2 RUN, 5 PASS)

3RD-LONG PASS

```
3-7  U38 #33  -2 [    ]                                    3-21 T21 #9  to #12     - [    ]
3-14 U20 #6    0 [    ]                                    3-10 U32 #9  to #2     14 [    ]
                                                           3-5  T38 #9  to #6      - [    ]
                                                           3-10 T30 #9  to #7    INT [    ]
                                                           3-8  U35 #9  to #       - [    ]

4TH DOWN RUN  (2 RUN, 0 PASS)                              4TH DOWN PASS
4-2  T38 #6   -5 [    ]
4-5  T38 #6    2 [    ]
```

Play Breakdown

```
                                   Play Breakdown (Final)
                                    2005 Blue Cross Bowl
                          Union City vs Trousdale (12/2/05 at Murfreesboro, TN)

                                  Trousdale (Sorted by Play type)

1ST DOWN RUN  (23 RUN, 5 PASS)                             1ST DOWN PASS
1-10 T46 #20   8 [    ]                                    1-10 T30 #6  to #11    31 [    ]
1-10 T15 #20   2 [    ]                                    1-10 T46 #20 to #11     - [    ]
1-10 T36 #24  10 [    ]                                    1-20 U30 #6  to #12    30 [    ]
1-10 T35 #24  15 [    ]                                    1-10 U32 #6  to #7      - [    ]
1-10 T20 #24  11 [    ]                                    1-10 U44 #6  to #7      6 [    ]
1-8  U08 #24   3 [    ]
1-10 U13 #24   0 [    ]
1-10 U39 #24  14 [    ]
1-10 U25 #24   2 [    ]
1-10 T18 #24   5 [    ]
1-10 U14 #24   2 [    ]
1-10 T50 #24   3 [    ]
1-10 T20 #24  36 [    ]
1-4  U04 #24   1 [    ]
1-10 T43 #24  18 [    ]
1-10 U39 #24   3 [    ]
1-10 U36 #6    7 [    ]
1-10 U23 #6   19 [    ]
1-10 U16 #6   16 [    ]
1-10 U20 #6   13 [    ]
1-10 U44 #6    1 [    ]
1-10 T31 #6    3 [    ]
1-10 T20 #TM  -1 [    ]

2ND-SHORT RUN  (3 RUN, 0 PASS)                             2ND-SHORT PASS
2-3  U29 #20   2 [    ]
2-2  U46 #24  10 [    ]
2-3  U03 #24   3 [    ]

2ND-MIDDLE RUN  (3 RUN, 0 PASS)                            2ND-MIDDLE PASS
2-5  U05 #24   5 [    ]
2-5  T23 #24   4 [    ]
2-4  U38 #6    6 [    ]

2ND-LONG RUN  (10 RUN, 2 PASS)                             2ND-LONG PASS
2-8  U12 #24  12 [    ]                                    2-10 U32 #6  to #11     9 [    ]
2-7  U36 #6    4 [    ]                                    2-9  U43 #6  to #12     - [    ]
2-8  U23 #6   -2 [    ]
2-16 T25 #6    1 [    ]
2-7  T34 #6    1 [    ]
2-10 U13 #6    5 [    ]
2-7  U47 #6    5 [    ]
2-8  T17 #6    5 [    ]
2-10 T46 #TM  -2 [    ]
2-11 T19 #TM  -1 [    ]

3RD-SHORT RUN  (4 RUN, 0 PASS)                             3RD-SHORT PASS
3-2  U42 #24  42 [    ]
3-1  U27 #24   4 [    ]
3-1  U23 #6    3 [    ]
3-1  T27 #6   73 [    ]
```

3RD-MIDDLE RUN (2 RUN, 0 PASS)

3-3 U32 #24 -2 [ ]
3-3 T22 #6 13 [ ]

3RD-LONG RUN (2 RUN, 2 PASS)

3-10 U25 #11 3 [ ]
3-5 U08 #6 -1 [ ]

4TH DOWN RUN (0 RUN, 2 PASS)

3RD-MIDDLE PASS

3RD-LONG PASS

3-9 U43 #6 to #12 35 [ ]
3-15 T26 #6 to # SACK [ ]

4TH DOWN PASS

4-7 U22 #6 to #11 8 [ ]
4-5 U34 #6 to #12 18 [ ]

2004 Class 3A Football Playoffs

November 5 - December 4, 2004

First Round

R1 #1	Sullivan North (7-3)	8
	Game 101 Fri. Nov. 5 7 PM	
R2 #4	Lenoir City (6-4)	27
R2 #2	Knoxville Fulton (8-2)	46
	Game 102 Fri. Nov. 5 7 PM	
R1 #3	Pigeon Forge (5-5)	7
R1 #2	Seymour (6-4)	34
	Game 103 Fri. Nov. 5 7 PM	
R2 #3	Kingston (6-4)	28
R1 #4	Union Co. (3-7)	0
	Game 104 Fri. Nov. 5 7 PM	
R2 #1	Austin-East (10-0)	8
R3 #1	Walker Valley (7-3)	7
	Game 105 Fri. Nov. 5 7 PM	
R4 #4	Trousdale Co. (8-2)	19
R4 #2	Livingston Academy (9-1)	42
	Game 106 Fri. Nov. 5 7 PM	
R3 #3	Howard (3-6)	14
R3 #2	Grundy Co. (5-5)	6
	Game 107 Fri. Nov. 5 7 PM	
R4 #3	Portland (7-3)	42
R3 #4	McMinn Central (5-5)	0
	Game 108 Fri. Nov. 5 7 PM	
R4 #1	Smith Co. (9-1)	34
R5 #1	Greenbrier (9-1)	36
	Game 109 Fri. Nov. 5 7 PM	
R6 #4	McNairy Central (6-4)	14
R6 #2	Lexington (7-3)	20
	Game 110 Fri. Nov. 5 7 PM	
R5 #3	Marshall Co. (5-5)	31
R5 #2	Page (7-3)	3
	Game 111 Fri. Nov. 5 7 PM	
R6 #3	Crockett Co. (8-2)	10
R5 #4	Montgomery Central (5-5)	0
	Game 112 Fri. Nov. 5 7 PM	
R6 #1	J. South Side (7-3)	49
R7 #1	Covington (7-3)	25
	Game 113 Fri. Nov. 5 7 PM	
R8 #4	Frayser (5-4)	0
R8 #2	Raleigh Egypt (6-4)	18
	Game 114 Fri. Nov. 5 7 PM	
R7 #3	Brighton (5-5)	13
R7 #2	Ripley (6-4)	26
	Game 115 Fri. Nov. 5 7 PM	
R8 #3	Trezevant (5-5)	12
R7 #4	Dyer Co. (3-7)	13
	Game 116 Fri. Nov. 5 7 PM	
R8 #1	Kingsbury (9-1)	35

Second Round

Lenoir City	12	
Game 201 Fri. Nov. 12 7 PM		
Knoxville Fulton	42	
Seymour	12	
Game 202 Fri. Nov. 12 7 PM		
Austin-East	39	
Trousdale Co.	13	
Game 203 Fri. Nov. 12 7 PM		
Livingston Academy	20	
Portland	7	
Game 204 Fri. Nov. 12 7 PM		
Smith Co.	12	
Greenbrier	35	
Game 205 Fri. Nov. 12 7 PM		
Marshall Co.	0	
Crockett Co.	17	
Game 206 Fri. Nov. 12 7 PM		
J. South Side	28	
Covington	28	
Game 207 Fri. Nov. 12 7 PM		
Raleigh Egypt	18	
Ripley	7	
Game 208 Fri. Nov. 12 7 PM		
Kingsbury	14	

Quarterfinals

Knoxville Fulton	28	
Game 301 Fri. Nov. 19 7 PM		
Austin-East	21	
Livingston Academy	6	
Game 302 Fri. Nov. 19 7 PM		
Smith Co.	20	
Greenbrier	14	
Game 303 Fri. Nov. 19 7 PM		
J. South Side	7	
Covington	14	
Game 304 Fri. Nov. 19 7 PM		
Kingsbury	20	

Semifinals

Knoxville Fulton	33	
Game 401 Fri. Nov. 26 7 PM		
Smith Co.	6	
Greenbrier	14	
Game 402 Fri. Nov. 26 7 PM		
Kingsbury	12	

Championship

Knoxville Fulton	34	
Game 501 Sat. Dec. 4 12 PM BlueCross Bowl @ MTSU		
Greenbrier	6	

Knoxville Fulton

STATE CHAMPION

Notes:

2003 Class 3A Football Playoffs

November 7 - December 6, 2003

First Round

R1 #1	Seymour (9-1)	23
	Game 101 Fri. Nov. 7 7 PM	
R2 #4	Kingston (4-6)	20
R2 #2	Knoxville Fulton (9-1)	55
	Game 102 Fri. Nov. 7 7 PM	
R1 #3	Sullivan North (3-7)	12
R1 #2	Rutledge (7-3)	14
	Game 103 Fri. Nov. 7 7 PM	
R2 #3	Anderson Co. (8-2)	31
R1 #4	Pigeon Forge (2-8)	13
	Game 104 Fri. Nov. 7 7 PM	
R2 #1	Austin-East (10-0)	47
R3 #1	Walker Valley (5-5)	12
	Game 105 Fri. Nov. 7 7 PM	
R4 #4	Portland (7-3)	37
R4 #2	Smith Co. (8-2)	31
	Game 106 Fri. Nov. 7 7 PM	
R3 #3	Sequoyah (6-4)	3
R3 #2	Grundy Co. (6-4)	16
	Game 107 Fri. Nov. 7 7 PM	
R4 #3	Trousdale Co. (7-3)	15
R3 #4	Howard (2-7)	12
	Game 108 Fri. Nov. 7 7 PM	
R4 #1	Macon Co. (9-1)	52
R5 #1	Greenbrier (7-3)	27
	Game 109 Fri. Nov. 7 7 PM	
R6 #4	McNairy Central (6-4)	0
R6 #2	J. South Side (9-1)	34
	Game 110 Fri. Nov. 7 7 PM	
R5 #3	Sycamore (6-4)	37
R5 #2	Page (8-2)	35
	Game 111 Fri. Nov. 7 7 PM	
R6 #3	Lexington (5-5)	7
R5 #4	Marshall Co. (6-4)	7
	Game 112 Fri. Nov. 7 7 PM	
R6 #1	Crockett Co. (10-0)	42
R7 #1	Ripley (9-1)	18
	Game 113 Fri. Nov. 7 7 PM	
R8 #4	Sheffield (6-4)	10
R8 #2	Raleigh Egypt (6-4)	13
	Game 114 Fri. Nov. 7 7 PM	
R7 #3	Covington (7-3)	14
R7 #2	Obion Co. (7-3)	24
	Game 115 Fri. Nov. 7 7 PM	
R8 #3	Kingsbury (6-4)	10
R7 #4	Brighton (4-6)	28
	Game 116 Fri. Nov. 7 7 PM	
R8 #1	Hillcrest (7-3)	20

Second Round

Seymour	10	
Game 201 Fri. Nov. 14 7 PM		
Knoxville Fulton	42	
Anderson Co.	21	
Game 202 Fri. Nov. 14 7 PM		
Austin-East	24	
Portland	20	
Game 203 Fri. Nov. 14 7 PM		
Smith Co.	34	
Grundy Co.	15	
Game 204 Fri. Nov. 14 7 PM		
Macon Co.	17	
Greenbrier	23	
Game 205 Fri. Nov. 14 7 PM		
Sycamore	22	
Page	24	
Game 206 Fri. Nov. 14 7 PM		
Crockett Co.	28	
Ripley	14	
Game 207 Fri. Nov. 14 7 PM		
Covington	17	
Obion Co.	13	
Game 208 Fri. Nov. 14 7 PM		
Brighton	15	

Quarterfinals

Knoxville Fulton	12
Game 301 Fri. Nov. 21 7 PM	
Austin-East	6
Smith Co.	9
Game 302 Fri. Nov. 21 7 PM	
Macon Co.	10
Greenbrier	20
Game 303 Fri. Nov. 21 7 PM	
Crockett Co.	13
Covington	34
Game 304 Fri. Nov. 21 7 PM	
Brighton	6

Semifinals

Knoxville Fulton	26
Game 401 Fri. Nov. 28 7 PM	
Macon Co.	0
Greenbrier	6
Game 402 Fri. Nov. 28 7 PM	
Covington	20

Championship

Knoxville Fulton	36
Game 501 Sat. Dec. 6 12 PM BlueCross Bowl @ MTSU	
Covington	9

Knoxville Fulton

STATE CHAMPION

Notes:

2002 Class 3A Football Playoffs

November 8 - December 7, 2002

First Round

R1 #1	Gatlinburg-Pittman (8-2)	48
Game 101 Fri. Nov. 8 7 PM		
R2 #4	Kingston (7-3)	20
R2 #2	Anderson Co. (9-1)	48
Game 102 Fri. Nov. 8 7 PM		
R1 #3	Sullivan North (7-3)	7
R1 #2	Seymour (6-4)	21
Game 103 Fri. Nov. 8 7 PM		
R2 #3	Austin-East (7-2)	14
R1 #4	Pigeon Forge (4-6)	0
Game 104 Fri. Nov. 8 7 PM		
R2 #1	Knoxville Fulton (10-0)	43
R3 #1	Howard (7-2)	16
Game 105 Fri. Nov. 8 7 PM		
R4 #4	Portland (4-6)	19
R4 #2	Smith Co. (9-1)	48
Game 106 Fri. Nov. 8 7 PM		
R3 #3	Walker Valley (2-8)	7
R3 #2	Grundy Co. (8-2)	35
Game 107 Fri. Nov. 8 7 PM		
R4 #3	Livingston Academy (7-3)	14
R3 #4	McMinn Central (1-9)	0
Game 108 Fri. Nov. 8 7 PM		
R4 #1	Trousdale Co. (10-0)	56
R5 #1	Marshall Co. (9-1)	28
Game 109 Fri. Nov. 8 7 PM		
R6 #4	J. South Side (2-7)	13
R6 #2	McNairy Central (8-2)	55
Game 110 Fri. Nov. 8 7 PM		
R5 #3	Sycamore (6-4)	7
R5 #2	Greenbrier (7-3)	27
Game 111 Fri. Nov. 8 7 PM		
R6 #3	Lexington (5-5)	0
R5 #4	Cheatham Co. (5-5)	21
Game 112 Fri. Nov. 8 7 PM		
R6 #1	Crockett Co. (10-0)	49
R7 #1	Covington (9-0)	65
Game 113 Fri. Nov. 8 7 PM		
R8 #4	Frayser (6-4)	18
R8 #2	Raleigh Egypt (8-2)	26
Game 114 Fri. Nov. 8 7 PM		
R7 #3	Ripley (7-3)	7
R7 #2	Obion Co. (8-2)	20
Game 115 Fri. Nov. 8 7 PM		
R8 #3	Kingsbury (5-5)	28
R7 #4	Brighton (4-6)	0
Game 116 Fri. Nov. 8 7 PM		
R8 #1	Ridgeway (9-1)	28

Second Round

Gatlinburg-Pittman	14	
Game 201 Fri. Nov. 15 7 PM		
Anderson Co.	0	
Seymour	0	
Game 202 Fri. Nov. 15 7 PM		
Knoxville Fulton	34	
Portland	13	
Game 203 Fri. Nov. 15 7 PM		
Smith Co.	14	
Grundy Co.	10	
Game 204 Fri. Nov. 15 7 PM		
Trousdale Co.	29	
Marshall Co.	21	
Game 205 Fri. Nov. 15 7 PM		
McNairy Central	12	
Greenbrier	20	
Game 206 Fri. Nov. 15 7 PM		
Crockett Co.	21	
Covington	28	
Game 207 Fri. Nov. 15 7 PM		
Raleigh Egypt	0	
Kingsbury	0	
Game 208 Fri. Nov. 15 7 PM		
Ridgeway	22	

Quarterfinals

Gatlinburg-Pittman	0	
Game 301 Fri. Nov. 22 7 PM		
Knoxville Fulton	24	
Smith Co.	13	
Game 302 Fri. Nov. 22 7 PM		
Trousdale Co.	28	
Marshall Co.	0	
Game 303 Fri. Nov. 22 7 PM		
Crockett Co.	45	
Covington	20	
Game 304 Fri. Nov. 22 7 PM		
Ridgeway	24	

Semifinals

Knoxville Fulton	14	
Game 401 Fri. Nov. 29 7 PM		
Trousdale Co.	13	
Crockett Co.	0	
Game 402 Fri. Nov. 29 7 PM		
Ridgeway	29	

Championship

Knoxville Fulton	14	
Game 501 Sat. Dec. 7 12 PM BlueCross Bowl @ MTSU		
Ridgeway	21	
Ridgeway STATE CHAMPION		

Notes:

2001 Class 3A Football Playoffs

November 2 - December 1, 2001

First Round

R1 #1	Gatlinburg-Pittman (7-3)	14
	Game 101 Fri. Nov. 2 7 PM	
R2 #4	Lenoir City (6-4)	7
R2 #2	Austin-East (8-2)	33
	Game 102 Fri. Nov. 2 7 PM	
R1 #3	Rutledge (7-3)	6
R1 #2	Seymour (6-4)	26
	Game 103 Fri. Nov. 2 7 PM	
R2 #3	Knoxville Fulton (7-3)	36
R1 #4	Sullivan North (7-3)	0
	Game 104 Fri. Nov. 2 7 PM	
R2 #1	Anderson Co. (9-1)	48
R3 #1	Grundy Co. (7-3)	7
	Game 105 Fri. Nov. 2 7 PM	
R4 #4	Smith Co. (7-3)	33
R4 #2	Trousdale Co. (9-1)	39
	Game 106 Fri. Nov. 2 7 PM	
R3 #3	Walker Valley (2-8)	14
R3 #2	Howard (5-4)	24
	Game 107 Fri. Nov. 2 7 PM	
R4 #3	York Institute (8-2)	6
R3 #4	Sequoyah (2-8)	0
	Game 108 Fri. Nov. 2 7 PM	
R4 #1	Portland (10-0)	65
R5 #1	Marshall Co. (7-3)	21
	Game 109 Fri. Nov. 2 7 PM	
R6 #4	J. South Side (4-6)	29
R6 #2	Crockett Co. (8-2)	26
	Game 110 Fri. Nov. 2 7 PM	
R5 #3	Page (4-6)	23
R5 #2	Sycamore (9-1)	30
	Game 111 Fri. Nov. 2 7 PM	
R6 #3	Bolivar Central (4-6)	7
R5 #4	Greenbrier (3-7)	14
	Game 112 Fri. Nov. 2 7 PM	
R6 #1	McNairy Central (10-0)	28
R7 #1	Covington (9-0)	37
	Game 113 Fri. Nov. 2 7 PM	
R8 #4	Raleigh Egypt (4-6)	6
R8 #2	Frayser (6-4)	20
	Game 114 Fri. Nov. 2 7 PM	
R7 #3	Dyer Co. (6-4)	38
R7 #2	Obion Co. (5-5)	0
	Game 115 Fri. Nov. 2 7 PM	
R8 #3	Ridgeway (4-6)	35
R7 #4	Brighton (4-6)	6
	Game 116 Fri. Nov. 2 7 PM	
R8 #1	Kingsbury (7-3)	16

Second Round

Gatlinburg-Pittman	7	
Game 201 Fri. Nov. 9 7 PM		
Austin-East	41	
Knoxville Fulton	36	
Game 202 Fri. Nov. 9 7 PM		
Anderson Co.	39	
Smith Co.	7	
Game 203 Fri. Nov. 9 7 PM		
Trousdale Co.	14	
Howard	0	
Game 204 Fri. Nov. 9 7 PM		
Portland	50	
J. South Side	7	
Game 205 Fri. Nov. 9 7 PM		
Crockett Co.	9	
Sycamore	38	
Game 206 Fri. Nov. 9 7 PM		
McNairy Central	7	
Covington	38	
Game 207 Fri. Nov. 9 7 PM		
Dyer Co.	0	
Ridgeway	33	
Game 208 Fri. Nov. 9 7 PM		
Kingsbury	14	

Quarterfinals

Austin-East	27	
Game 301 Fri. Nov. 16 7 PM		
Anderson Co.	14	
Trousdale Co.	17	
Game 302 Fri. Nov. 16 7 PM		
Portland	14	
Crockett Co.	9	
Game 303 Fri. Nov. 16 7 PM		
Sycamore	7	
Covington	17	
Game 304 Fri. Nov. 16 7 PM		
Ridgeway	12	

Semifinals

Austin-East	33	
Game 401 Fri. Nov. 23 7 PM		
Trousdale Co.	7	
Crockett Co.	16	
Game 402 Fri. Nov. 23 7 PM		
Covington	3	

Championship

Austin-East	27	
Game 501 Fri. Nov. 30 12 PM BlueCross Bowl @ MTSU		
Crockett Co.	21	

Austin-East

STATE CHAMPION

Notes:

2000 Class 1A Football Playoffs

November 3 - December 1, 2000

First Round

R1 #1	Sunbright (10-0)	15
	Game 101 Sun. Dec. 3 7 PM	
R2 #4	Lookout Valley (7-3)	25
R2 #2	Charleston (9-1)	28
	Game 102 Fri. Nov. 3 7 PM	
R1 #3	Oneida (6-4)	7
R1 #2	Coalfield (6-4)	0
	Game 103 Fri. Nov. 3 7 PM	
R2 #3	Copper Basin (7-3)	27
R1 #4	Midway (5-5)	8
	Game 104 Fri. Nov. 3 7 PM	
R2 #1	Boyd Buchanan (8-2)	40
R3 #1	Trousdale Co. (6-3)	28
	Game 105 Fri. Nov. 3 7 PM	
R4 #4	Friendship Christian (6-4)	18
R4 #2	DCA (9-1)	21
	Game 106 Fri. Nov. 3 7 PM	
R3 #3	Watertown (5-5)	0
R3 #2	Gordonsville (5-5)	16
	Game 107 Fri. Nov. 3 7 PM	
R4 #3	FRA (6-4)	17
R3 #4	Monterey (5-5)	12
	Game 108 Fri. Nov. 3 7 PM	
R4 #1	CPA (10-0)	55
R5 #1	Nashville Christian (7-3)	31
	Game 109 Fri. Nov. 3 7 PM	
R6 #4	Cascade (7-3)	8
R6 #2	Moore Co. (9-1)	38
	Game 110 Fri. Nov. 3 7 PM	
R5 #3	Clarksville Academy (6-4)	0
R5 #2	Davidson Academy (5-5)	28
	Game 111 Fri. Nov. 3 7 PM	
R6 #3	Columbia Academy (7-3)	27
R5 #4	Jo Byrns (6-4)	22
	Game 112 Fri. Nov. 3 7 PM	
R6 #1	Collinwood (10-0)	41
R7 #1	West Carroll (7-3)	68
	Game 113 Fri. Nov. 3 7 PM	
R8 #4	Perry Co. (4-6)	8
R8 #2	Hollow Rock-Bruceton (8-2)	46
	Game 114 Fri. Nov. 3 7 PM	
R7 #3	Lake Co. (4-6)	6
R7 #2	South Fulton (5-5)	32
	Game 115 Fri. Nov. 3 7 PM	
R8 #3	Jackson Christian (4-6)	7
R7 #4	Gleason (2-8)	0
	Game 116 Fri. Nov. 3 7 PM	
R8 #1	USJ (9-1)	55

Second Round

Lookout Valley	20	
Game 201 Fri. Nov. 10 7 PM		
Charleston	21	
Copper Basin	20	
Game 202 Fri. Nov. 10 7 PM		
Boyd Buchanan	50	
Trousdale Co.	28	
Game 203 Fri. Nov. 10 7 PM		
DCA	27	
FRA	7	
Game 204 Fri. Nov. 10 7 PM		
CPA	34	
Nashville Christian	0	
Game 205 Fri. Nov. 10 7 PM		
Moore Co.	27	
Davidson Academy	33	
Game 206 Fri. Nov. 10 7 PM		
Collinwood	49	
West Carroll	0	
Game 207 Fri. Nov. 10 7 PM		
Hollow Rock-Bruceton	32	
South Fulton	19	
Game 208 Fri. Nov. 10 7 PM		
USJ	56	

Quarterfinals

Charleston	0	
Game 301 Fri. Nov. 17 7 PM		
Boyd Buchanan	35	
Trousdale Co.	14	
Game 302 Fri. Nov. 17 7 PM		
CPA	47	
Moore Co.	14	
Game 303 Fri. Nov. 17 7 PM		
Collinwood	33	
Hollow Rock-Bruceton	7	
Game 304 Fri. Nov. 17 7 PM		
USJ	17	

Semifinals

Boyd Buchanan	12	
Game 401 Sat. Nov. 25 7 PM		
CPA	41	
Collinwood	21	
Game 402 Sat. Nov. 25 7 PM		
USJ	34	

Championship

CPA	49	
Game 501 Fri. Dec. 1 3:30 PM BlueCross Bowl @ MTSU		
USJ	27	

CPA

STATE CHAMPION

Notes:

1999 Class 1A Football Playoffs

November 5 - December 3, 1999

First Round

R1 #1	Oneida (10-0)	27	**Game 101** Fri. Nov. 5 7 PM
R2 #4	Copper Basin (4-5)	6	
R2 #2	Boyd Buchanan (9-1)	24	**Game 102** Fri. Nov. 5 7 PM
R1 #3	Greenback (7-3)	14	
R1 #2	Powell Valley (9-1)	21	**Game 103** Fri. Nov. 5 7 PM
R2 #3	Charleston (6-4)	29	
R1 #4	Sunbright (7-3)	10	**Game 104** Fri. Nov. 5 7 PM
R2 #1	South Pittsburg (10-0)	76	
R3 #1	Trousdale Co. (9-1)	48	**Game 105** Fri. Nov. 5 7 PM
R4 #4	FRA (5-5)	0	
R4 #2	Ezell-Harding (8-2)	28	**Game 106** Fri. Nov. 5 7 PM
R3 #3	Gordonsville (4-6)	0	
R3 #2	Monterey (8-2)	0	**Game 107** Fri. Nov. 5 7 PM
R4 #3	DCA (6-4)	27	
R3 #4	Watertown (4-6)	0	**Game 108** Fri. Nov. 5 7 PM
R4 #1	CPA (10-0)	57	
R5 #1	Davidson Academy (7-3)	33	**Game 109** Fri. Nov. 5 7 PM
R6 #4	Collinwood (5-5)	7	
R6 #2	Huntland (7-2)	21	**Game 110** Fri. Nov. 5 7 PM
R5 #3	East Robertson (7-3)	20	
R5 #2	Clarksville Academy (5-5)	10	**Game 111** Fri. Nov. 5 7 PM
R6 #3	Columbia Academy (8-2)	27	
R5 #4	Nashville Christian (3-7)	0	**Game 112** Fri. Nov. 5 7 PM
R6 #1	Moore Co. (9-1)	35	
R7 #1	South Fulton (9-1)	49	**Game 113** Fri. Nov. 5 7 PM
R8 #4	Perry Co. (6-4)	6	
R8 #2	Hollow Rock-Bruceton (9-1)	47	**Game 114** Fri. Nov. 5 7 PM
R7 #3	West Carroll (2-8)	0	
R7 #2	Greenfield (8-2)	14	**Game 115** Fri. Nov. 5 7 PM
R8 #3	Jackson Christian (6-4)	48	
R7 #4	Lake Co. (3-7)	21	**Game 116** Fri. Nov. 5 7 PM
R8 #1	USJ (10-0)	36	

Second Round

Oneida	10	**Game 201** Fri. Nov. 12 7 PM
Boyd Buchanan	14	
Charleston	7	**Game 202** Fri. Nov. 12 7 PM
South Pittsburg	52	
Trousdale Co.	36	**Game 203** Fri. Nov. 12 7 PM
Ezell-Harding	10	
DCA	14	**Game 204** Fri. Nov. 12 7 PM
CPA	55	
Davidson Academy	35	**Game 205** Fri. Nov. 12 7 PM
Huntland	34	
Columbia Academy	6	**Game 206** Fri. Nov. 12 7 PM
Moore Co.	63	
South Fulton	22	**Game 207** Fri. Nov. 12 7 PM
Hollow Rock-Bruceton	24	
Jackson Christian	18	**Game 208** Fri. Nov. 12 7 PM
USJ	40	

Quarterfinals

Boyd Buchanan	21	**Game 301** Fri. Nov. 19 7 PM
South Pittsburg	35	
Trousdale Co.	35	**Game 302** Fri. Nov. 19 7 PM
CPA	20	
Davidson Academy	19	**Game 303** Fri. Nov. 19 7 PM
Moore Co.	35	
Hollow Rock-Bruceton	17	**Game 304** Fri. Nov. 19 7 PM
USJ	7	

Semifinals

South Pittsburg	37	**Game 401** Fri. Nov. 26 7 PM
Trousdale Co.	21	
Moore Co.	35	**Game 402** Fri. Nov. 26 7 PM
Hollow Rock-Bruceton	23	

Championship

South Pittsburg	42	**Game 501** Fri. Dec. 3 12 PM Clinic Bowl @ Vanderbilt
Moore Co.	13	

South Pittsburg

STATE CHAMPION

Notes:

1998 Class 1A Football Playoffs

November 6 - December 4, 1998

First Round

R1 #1	Oneida (10-0)	20	**Game 101** Fri. Nov. 6 7 PM
R2 #4	Charleston (5-5)	19	
R2 #2	Boyd Buchanan (6-3)	38	**Game 102** Fri. Nov. 6 7 PM
R1 #3	Cloudland (8-2)	22	
R1 #2	Coalfield (6-3)	28	**Game 103** Fri. Nov. 6 7 PM
R2 #3	Copper Basin (8-2)	8	
R1 #4	Sunbright (8-2)	6	**Game 104** Fri. Nov. 6 7 PM
R2 #1	South Pittsburg (10-0)	56	
R3 #1	Trousdale Co. (9-1)	35	**Game 105** Fri. Nov. 6 7 PM
R4 #4	FRA (6-4)	0	
R4 #2	Friendship Christian (8-2)	41	**Game 106** Fri. Nov. 6 7 PM
R3 #3	Monterey (7-3)	0	
R3 #2	Gordonsville (8-2)	20	**Game 107** Fri. Nov. 6 7 PM
R4 #3	DCA (4-6)	22	
R3 #4	Celina (4-6)	7	**Game 108** Fri. Nov. 6 7 PM
R4 #1	CPA (6-4)	33	
R5 #1	East Robertson (9-1)	7	**Game 109** Fri. Nov. 6 7 PM
R6 #4	Forrest (7-3)	0	
R6 #2	Wayne Co. (8-2)	20	**Game 110** Fri. Nov. 6 7 PM
R5 #3	Nashville Christian (7-3)	30	
R5 #2	Clarksville Academy (8-2)	33	**Game 111** Fri. Nov. 6 7 PM
R6 #3	Huntland (7-3)	56	
R5 #4	Davidson Academy (7-3)	14	**Game 112** Fri. Nov. 6 7 PM
R6 #1	Moore Co. (8-2)	62	
R7 #1	Dresden (7-3)	14	**Game 113** Fri. Nov. 6 7 PM
R8 #4	West Carroll (4-6)	17	
R8 #2	Jackson Christian (7-3)	32	**Game 114** Fri. Nov. 6 7 PM
R7 #3	Lake Co. (3-7)	0	
R7 #2	South Fulton (8-2)	42	**Game 115** Fri. Nov. 6 7 PM
R8 #3	Hollow Rock-Bruceton (8-2)	21	
R7 #4	Greenfield (4-6)	0	**Game 116** Fri. Nov. 6 7 PM
R8 #1	USJ (10-0)	41	

Second Round

Oneida	20	**Game 201** Fri. Nov. 13 7 PM
Boyd Buchanan	28	
Coalfield	6	**Game 202** Fri. Nov. 13 7 PM
South Pittsburg	49	
Trousdale Co.	37	**Game 203** Fri. Nov. 13 7 PM
Friendship Christian	0	
DCA	0	**Game 204** Fri. Nov. 13 7 PM
CPA	20	
East Robertson	17	**Game 205** Fri. Nov. 13 7 PM
Nashville Christian	19	
Huntland	28	**Game 206** Fri. Nov. 13 7 PM
Moore Co.	21	
West Carroll	0	**Game 207** Fri. Nov. 13 7 PM
Jackson Christian	6	
South Fulton	6	**Game 208** Fri. Nov. 13 7 PM
USJ	21	

Quarterfinals

Boyd Buchanan	10	**Game 301** Fri. Nov. 20 7 PM
South Pittsburg	34	
Trousdale Co.	28	**Game 302** Fri. Nov. 20 7 PM
CPA	18	
Nashville Christian	21	**Game 303** Fri. Nov. 20 7 PM
Huntland	34	
Jackson Christian	3	**Game 304** Fri. Nov. 20 7 PM
USJ	12	

Semifinals

South Pittsburg	32	**Game 401** Fri. Nov. 27 7 PM
Trousdale Co.	42	
Huntland	8	**Game 402** Fri. Nov. 27 7 PM
USJ	28	

Championship

Trousdale Co.	63	**Game 501** Fri. Dec. 4 3:30 PM Clinic Bowl @ Vanderbilt
USJ	18	

Trousdale Co.

STATE CHAMPION

Notes:

Box Score

Box Score (Final)
Trousdale County vs USJ (Dec 04, 1998 at Nashville, Tenn.)

Score by Quarters	1	2	3	4	Score	
Trousdale County....	14	7	28	14	- 63	Record: (14-1)
USJ.....	6	6	0	6	- 18	Record: (14-1)

Scoring Summary:

1st 07:46 TC - Travis Marshall 2 yd run (Frazier Osborne kick), 7 plays, 51 yards, TOP 3:16, TC 7 - USJ 0
03:54 USJ - A.J. Reed 1 yd run (Brett Teubner kick failed), 10 plays, 80 yards, TOP 3:52, TC 7 - USJ 6
01:44 TC - Travis Marshall 1 yd run (Frazier Osborne kick), 5 plays, 66 yards, TOP 2:10, TC 14 - USJ 6
2nd 06:56 USJ - A.J. Reed 1 yd run (A.J. Reed pass failed), 5 plays, 36 yards, TOP 2:10, TC 14 - USJ 12
04:10 TC - Thomas Payne 6 yd run (Frazier Osborne kick), 7 plays, 64 yards, TOP 2:46, TC 21 - USJ 12
3rd 08:49 TC - Thomas Payne 2 yd run (Frazier Osborne kick), 7 plays, 57 yards, TOP 3:11, TC 28 - USJ 12
05:27 TC - Shawn Vaughn 7 yd run (Frazier Osborne kick), 4 plays, 56 yards, TOP 1:33, TC 35 - USJ 12
02:55 TC - Thomas Payne 32 yd run (Frazier Osborne kick), 2 plays, 48 yards, TOP 0:17, TC 42 - USJ 12
01:07 TC - Shawn Vaughn 12 yd run (Frazier Osborne kick), 2 plays, 16 yards, TOP 0:45, TC 49 - USJ 12
4th 10:38 USJ - Lee Hays 9 yd pass from A.J. Reed (A.J. Reed pass failed), 5 plays, 26 yards, TOP 1:08, TC 49 - USJ 18
07:59 TC - Shawn Vaughn 10 yd run (Frazier Osborne kick), 6 plays, 62 yards, TOP 2:39, TC 56 - USJ 18
04:28 TC - Thomas Payne 75 yd run (Frazier Osborne kick), 2 plays, 81 yards, TOP 0:50, TC 63 - USJ 18

	TC	USJ
FIRST DOWNS.....	**21**	**13**
RUSHES-YARDS (NET).....	**49-546**	**47-136**
PASSING YDS (NET).....	**0**	**107**
Passes Att-Comp-Int.....	1-0-1	14-6-1
TOTAL OFFENSE PLAYS-YARDS.....	**50-546**	**61-243**
Fumble Returns-Yards.....	0-0	0-0
Punt Returns-Yards.....	5-9	0-0
Kickoff Returns-Yards.....	3-32	5-83
Interception Returns-Yards....	1-3	1-20
Punts (Number-Avg).....	1-10.0	7-28.9
Fumbles-Lost.....	2-1	4-2
Penalties-Yards.....	4-55	4-34
Possession Time.....	21:14	26:46
Sacks By: Number-Yards.....	1-7	0-0

RUSHING: Trousdale County-Thomas Payne 18-287; Eli Sanders 16-132; Travis Marshall 8-66; Shawn Vaughn 7-61. USJ-A.J. Reed 18-61; Tripp Tucker 19-56; Ryan November 5-14; D. Blankenship 3-7; Franklin Payne 1-1; Lee Hays 1-minus 3.

PASSING: Trousdale County-Thomas Payne 0-1-1-0. USJ-A.J. Reed 6-14-1-107.

RECEIVING: Trousdale County-. USJ-Brennan Berg 3-47; Lee Hays 2-27; Franklin Payne 1-33.

INTERCEPTIONS: Trousdale County-Craig Moreland 1-3. USJ-Brennan Berg 1-20.

Stadium: Vanderbilt Stadium Attendance: 4000
Kickoff time: 3:30 pm End of Game: 5:50 pm Total elapsed time: 2:20
Officials: Referee: W.O. Smith; Umpire: Steve Garton; Linesman: Vick Francescon; Line judge: Tim Beard; Back judge: W.T. Smith; Scorer: Brent Ross;
Temperature: 72 Wind: S 10-15 Weather: Sunny

Offensive MVP: Thomas Payne, Trousdale County
Defensive MVP: John Carey, Trousdale County

Trousdale County vs USJ (Dec 04, 1998 at Nashville, Tenn.)

SACKS (UA-A): Trousdale County-Daniel Towns 1-0. USJ-None.

TACKLES (UA-A): Trousdale County-John Carey 7-2; Michael Scruggs 5-3; Travis Marshall 5-1; C. Timberlake 4-1; Daniel Towns 3-1; Thomas Payne 3-1; D. Harper 2-2; Eli Sanders 2-1; Browdy Fain 1-2; Adam Bratton 2-0; Craig Moreland 2-0; James Keller 1-1; Robert Duncan 1-1; Shawn Vaughn 1-0; Deion Burnley 1-0; Clint Anderson 1-0; Adam Keeton 1-0; R. Woodmore 0-1; Nick Moore 0-1. USJ-Rob Byrd 6-3; Andrew White 4-5; Brennan Berg 6-2; Sam Baddour 3-4; Lee Hays 3-3; Russell Cook 2-2; Jeff Gayton 1-3; A.J. Reed 2-1; Jason Fite 2-1; Franklin Payne 1-2; Harley Jones 1-0; David Duncan 1-0; D. Blankenship 0-1; Zac Fite 0-1.

Player participation:

Trousdale County: 8-Thomas Payne, 11-Eli Sanders, 12-Robert Duncan, 20-Travis Marshall, 21-Nick Moore, 24-D. Harper, 33-R. Woodmore, 34-Craig Moreland, 37-Browdy Fain, 40-Shawn Vaughn, 42-Frazier Osborne, 50-Daniel Towns, 57-Clint Anderson, 62-Adam Keeton, 71-James Keller, 73-Michael Scruggs, 74-Blake Holder, 77-Deion Burnley, 78-Adam Bratton, 80-C. Timberlake, 84-John Carey.

USJ: 2-Franklin Payne, 10-A.J. Reed, 14-Brett Teubner, 21-Brennan Berg, 22-David Duncan, 23-Tripp Tucker, 25-Lee Hays, 32-D. Blankenship, 33-Jason Fite, 34-Ryan November, 50-Sam Baddour, 52-Harley Jones, 63-Andrew White, 65-Russell Cook, 72-Rob Byrd, 78-Jeff Gayton, 80-Zac Fite.

Play-by-Play Summary (1st Quarter)

```
                TC wins toss and defers. USJ to receive and defend north goal.
  T 1-10 T40    Clock 12:00.
  T 1-10 T40    TC ball on TC40.

                Frazier Osborne kickoff 58 yards to the USJ2, Franklin Payne return 16 yards
                to the USJ18 (Browdy Fain).
      U 1-10 U18   A.J. Reed rush for 6 yards to the USJ24, out-of-bounds.
      U 2-4  U24   PENALTY USJ false start 5 yards to the USJ19.
      U 2-9  U19   A.J. Reed pass incomplete to Brennan Berg.
      U 3-9  U19   Tripp Tucker rush right for 2 yards to the USJ21 (Adam Keeton).
      U 4-7  U21   A.J. Reed punt 34 yards to the TC45, D. Harper return 4 yards to the
                   TC49 (Lee Hays;Sam Baddour).
--------------- 3 plays, 3 yards, TOP 00:58 ---------------

  T 1-10 T49    TROUSDALE COUNTY drive start at 11:02 (1st).
  T 1-10 T49    Thomas Payne rush over right tackle for 21 yards to the USJ30, 1ST DOWN
                TC (Andrew White).
  T 1-10 U30    Eli Sanders rush over left tackle for 4 yards to the USJ26 (Andrew White).
  T 2-6  U26    Eli Sanders rush over right tackle for 3 yards to the USJ23 (Jeff Gayton).
  T 3-3  U23    Travis Marshall rush for no gain to the USJ23 (Zac Fite;Jason Fite).
  T 4-3  U23    Eli Sanders rush up middle for 12 yards to the USJ11, 1ST DOWN TC
                (Russell Cook).
  T 1-10 U11    Shawn Vaughn rush left for 9 yards to the USJ2 (Sam Baddour).
  T 2-1  U02    Travis Marshall rush over left tackle for 2 yards to the USJ0, 1ST DOWN
                TC, TOUCHDOWN, clock 07:46.
                Frazier Osborne kick attempt good.

                                        ========================
                                        TROUSDALE COUNTY 7, USJ 0
                                        ========================

--------------- 7 plays, 51 yards, TOP 03:16 ---------------

                Frazier Osborne kickoff 60 yards to the USJ0, touchback.
      U 1-10 U20   USJ drive start at 07:46 (1st).
      U 1-10 U20   A.J. Reed rush right for 14 yards to the USJ34, 1ST DOWN USJ (D. Harper).
      U 1-10 U34   Lee Hays rush left for loss of 3 yards to the USJ31 (D. Harper;John
                   Carey), PENALTY TC face mask 15 yards to the USJ46, 1ST DOWN USJ.
      U 1-10 U46   1st and 10.
      U 1-10 U46   A.J. Reed pass complete to Brennan Berg for 21 yards to the TC33, 1ST
                   DOWN USJ (Travis Marshall).
      U 1-10 T33   Tripp Tucker rush left for 4 yards to the TC29 (John Carey).
      U 2-6  T29   A.J. Reed pass complete to Lee Hays for 18 yards to the TC11, 1ST
                   DOWN USJ (Thomas Payne).
      U 1-10 T11   Tripp Tucker rush over right tackle for 6 yards to the TC5 (D. Harper).
      U 2-4  T05   Tripp Tucker rush over left tackle for 3 yards to the TC2 (C.
                   Timberlake).
      U 3-1  T02   Timeout USJ, clock 04:49.
      U 3-1  T02   A.J. Reed rush left for 1 yard to the TC1, 1ST DOWN USJ (Robert
                   Duncan).
      U 1-G  T01   A.J. Reed rush quarterback sneek for no gain to the TC1 (John Carey).
      U 2-G  T01   A.J. Reed rush quarterback sneek for 1 yard to the TC0, TOUCHDOWN, clock
                   03:54.
                   Brett Teubner kick attempt failed.

                                        ========================
                                        TROUSDALE COUNTY 7, USJ 6
                                        ========================

--------------- 10 plays, 80 yards, TOP 03:52 ---------------
```

Brett Teubner kickoff 37 yards to the TC23, Eli Sanders return to the TC33, fumble by Eli Sanders recovered by TC Brandon Eden at TC34.

T 1-10 T34 TROUSDALE COUNTY drive start at 03:54 (1st), TC ball on TC34.
T 1-10 T34 Eli Sanders rush up middle for 3 yards to the TC37 (Rob Byrd).
T 2-7 T37 Travis Marshall rush right for 5 yards to the TC42 (Sam Baddour).
T 3-2 T42 Thomas Payne rush left for 4 yards to the TC46 (Lee Hays), *PENALTY TC holding 10 yards to the TC36*.
T 3-8 T36 3rd and 8.
T 3-8 T36 Thomas Payne rush draw play for 63 yards to the USJ1, **1ST DOWN TC** (Jason Fite).
T 1-G U01 Travis Marshall rush over left tackle for 1 yard to the USJ0, TOUCHDOWN, clock 01:44.
Frazier Osborne kick attempt good.

==========
TROUSDALE COUNTY 14, USJ 6
==========

---------- 5 plays, 67 yards, TOP 02:10 ----------

Frazier Osborne kickoff 60 yards to the USJ0, touchback.

U 1-10 U20 USJ drive start at 01:44 (1st).
U 1-10 U20 A.J. Reed rush right for 5 yards to the USJ25 (Browdy Fain;Travis Marshall).
U 2-5 U25 A.J. Reed sacked for loss of 7 yards to the USJ18 (Daniel Towns).
U 3-12 U18 A.J. Reed pass complete to Brennan Berg for 15 yards to the USJ33, **1ST DOWN USJ** (Craig Moreland).

====END OF 1st QUARTER====
TROUSDALE COUNTY 14, USJ 6
==========

Play-by-Play Summary (2nd quarter)

U 1-10 U33 Start of 2nd quarter, clock 12:00.
U 1-10 U33 A.J. Reed pass incomplete to Brennan Berg (Craig Moreland).
U 2-10 U33 Tripp Tucker rush up middle for 2 yards to the USJ35 (Daniel Towns).
U 3-8 U35 A.J. Reed rush right for 3 yards to the USJ38, out-of-bounds (Travis Marshall).
U 4-5 U38 Timeout Trousdale County, clock 11:04.
U 4-5 U38 A.J. Reed punt 32 yards to the TC30, D. Harper return 1 yards to the TC31 (Harley Jones).

---------- 6 plays, 18 yards, TOP 02:50 ----------

T 1-10 T31 TROUSDALE COUNTY drive start at 10:54 (2nd).
T 1-10 T31 Shawn Vaughn rush left for loss of 1 yard to the TC30 (Andrew White;Jeff Gayton).
T 2-11 T30 Thomas Payne rush over left tackle for 17 yards to the TC47, **1ST DOWN TC** (Lee Hays;A.J. Reed).
T 1-10 T47 Eli Sanders rush up middle for 2 yards to the TC49 (Rob Byrd).
T 2-8 T49 Thomas Payne pass intercepted by Brennan Berg at USJ44, Brennan Berg return 20 yards to the TC36, out-of-bounds (Travis Marshall).

---------- 4 plays, 18 yards, TOP 01:48 ----------

U 1-10 T36 USJ drive start at 09:06 (2nd).
U 1-10 T36 Tripp Tucker rush up middle for 3 yards to the TC33 (Daniel Towns).
U 2-7 T33 D. Blankenship rush up middle for 3 yards to the TC30 (Michael Scruggs).
U 3-4 T30 Tripp Tucker rush to the TC37, fumble by Tripp Tucker recovered by USJ Tripp Tucker at TC34.
U 4-8 T34 A.J. Reed pass complete to Franklin Payne for 33 yards to the TC1, **1ST DOWN USJ** (Eli Sanders).
U 1-G T01 A.J. Reed rush quarterback sneek for 1 yard to the TC0, TOUCHDOWN, clock 06:56.
A.J. Reed pass attempt failed.

==========
TROUSDALE COUNTY 14, USJ 12
==========

U 1-G U40 *PENALTY USJ offside 5 yards to the USJ35*.

---------- 5 plays, 36 yards, TOP 02:10 ----------

Brett Teubner kickoff 39 yards to the TC26, Travis Marshall return 10 yards to the TC36 (David Duncan).
T 1-10 T36 TROUSDALE COUNTY drive start at 06:56 (2nd).
T 1-10 T36 Eli Sanders rush over right tackle for 10 yards to the TC46, **1ST DOWN TC** (Brennan Berg).
T 1-10 T46 Thomas Payne rush for 11 yards to the USJ43, **1ST DOWN TC** (Rob Byrd).
T 1-10 U43 Eli Sanders rush up middle for 8 yards to the USJ35 (Andrew White).
T 2-2 U35 Timeout USJ, clock 05:37.
T 2-2 U35 Thomas Payne rush right for 4 yards to the USJ31, **1ST DOWN TC** (Brennan Berg;Sam Baddour).
T 1-10 U31 Eli Sanders rush over left tackle for 24 yards to the USJ7, **1ST DOWN TC** (Andrew White;Franklin Payne).
T 1-G U07 Eli Sanders rush up middle for 1 yard to the USJ6 (Sam Baddour;Rob Byrd).
T 2-G U06 Thomas Payne rush right for 6 yards to the USJ0, TOUCHDOWN, clock 04:10.
Frazier Osborne kick attempt good.

==========
TROUSDALE COUNTY 21, USJ 12
==========

---------- 7 plays, 64 yards, TOP 02:46 ----------

Frazier Osborne kickoff 54 yards to the USJ6, Franklin Payne return 20 yards to the USJ26 (Eli Sanders;Browdy Fain).

```
      U 1-10 U26   USJ drive start at 04:10 (2nd).
      U 1-10 U26   Tripp Tucker rush right for 2 yards to the USJ28 (Thomas Payne).
      U 2-8  U28   A.J. Reed rush right for 1 yard to the USJ29, out-of-bounds (Travis
                   Marshall).
      U 3-7  U29   A.J. Reed rush left for 3 yards to the USJ32 (Thomas Payne).
      U 4-4  U32   A.J. Reed punt 32 yards to the TC36, D. Harper return 3 yards to the
                   TC39 (Lee Hays).
--------------- 3 plays, 6 yards, TOP 01:41 ---------------

  T 1-10 T39   TROUSDALE COUNTY drive start at 02:29 (2nd).
  T 1-10 T39   Thomas Payne rush over left end for 6 yards to the TC45 (Lee Hays).
  T 2-4  T45   Thomas Payne rush up middle for no gain to the TC45 (Rob Byrd).
  T 3-4  T45   Thomas Payne rush left for loss of 3 yards to the TC42 (Russell Cook;Andrew
               White), PENALTY TC illegal motion declined.
  T 4-7  T42   Thomas Payne punt 10 yards to the USJ48, downed.
--------------- 3 plays, 3 yards, TOP 01:50 ---------------

      U 1-10 U48   USJ drive start at 00:39 (2nd).
      U 1-10 U48   USJ ball on USJ49.
      U 1-10 U49   Tripp Tucker rush up middle for 5 yards to the TC46 (John Carey).
      U 2-5  T46   A.J. Reed pass intercepted by Craig Moreland at TC22, Craig Moreland
                   return 3 yards to the TC25 (Brennan Berg).
--------------- 2 plays, 5 yards, TOP 00:30 ---------------

  T 1-10 T25   TROUSDALE COUNTY drive start at 00:09 (2nd).
  T 1-10 T25   Thomas Payne rush for loss of 1 yard to the TC24.
  T 2-11 T24   End of 1st half, clock 00:00.
               Trousdale to receive. USJ to kick and defend south goal.

                                    ====END OF 2nd QUARTER=====
                                    TROUSDALE COUNTY 21, USJ 12
                                    ===========================
```

Play-by-Play Summary (3rd quarter)

```
T 2-11 T24   Start of 3rd quarter, clock 12:00, USJ ball on USJ40.
--------------- 1 plays, minus 1 yards, TOP 00:09 ---------------

                    Brett Teubner kickoff 28 yards to the TC32, D. Harper return 11 yards to
                    the TC43 (Brennan Berg).
  T 1-10 T43   TROUSDALE COUNTY drive start at 12:00 (3rd).
  T 1-10 T43   Eli Sanders rush over left guard for 2 yards to the TC45 (Brennan Berg).
  T 2-8  T45   Thomas Payne rush over left end for 24 yards to the USJ31, 1ST DOWN
               TC, out-of-bounds (Brennan Berg).
  T 1-10 U31   Thomas Payne rush over left end for 19 yards to the USJ12, 1ST DOWN
               TC (Jeff Gayton;Franklin Payne).
  T 1-10 U12   Eli Sanders rush over right tackle for 1 yard to the USJ11 (Sam Baddour;Rob
               Byrd).
  T 2-9  U11   Shawn Vaughn rush left for 8 yards to the USJ3 (Sam Baddour).
  T 3-1  U03   Thomas Payne rush over left end for 1 yard to the USJ2, 1ST DOWN TC
               (Andrew White).
  T 1-G  U02   Thomas Payne rush for 2 yards to the USJ0, TOUCHDOWN, clock 08:49.
               Frazier Osborne kick attempt good.

                                    ==========================
                                    TROUSDALE COUNTY 28, USJ 12
                                    ==========================

--------------- 7 plays, 57 yards, TOP 03:11 ---------------

               Frazier Osborne kickoff 37 yards to the USJ23, out-of-bounds, USJ ball on
               USJ35.
      U 1-10 U35   USJ drive start at 08:49 (3rd).
      U 1-10 U35   Tripp Tucker rush right for 1 yard to the USJ36 (Travis Marshall),
                   PENALTY USJ holding 10 yards to the USJ26.
      U 1-19 U26   1st and 19.
      U 1-19 U26   A.J. Reed rush up middle for 16 yards to the USJ42 (John Carey).
      U 2-3  U42   Tripp Tucker rush over right tackle for loss of 1 yard to the USJ41 (C.
                   Timberlake).
      U 3-4  U41   A.J. Reed pass incomplete to Lee Hays.
      U 4-4  U41   A.J. Reed punt 15 yards to the TC44, out-of-bounds, PENALTY USJ
                   illegal procedure declined.
--------------- 4 plays, 6 yards, TOP 01:49 ---------------

  T 1-10 T44   TROUSDALE COUNTY drive start at 07:00 (3rd).
  T 1-10 T44   Eli Sanders rush up middle for 6 yards to the TC50 (Andrew White;Lee Hays).
  T 2-4  T50   Eli Sanders rush over right tackle for 8 yards to the USJ42, 1ST DOWN
               TC (A.J. Reed).
  T 1-10 U42   Eli Sanders rush over left end for 35 yards to the USJ7, 1ST DOWN TC
               (Jason Fite).
  T 1-G  U07   Shawn Vaughn rush over left tackle for 7 yards to the USJ0, TOUCHDOWN, clock
               05:27.
               Frazier Osborne kick attempt good.

                                    ==========================
                                    TROUSDALE COUNTY 35, USJ 12
                                    ==========================

--------------- 4 plays, 56 yards, TOP 01:33 ---------------

               Frazier Osborne kickoff 48 yards to the USJ12, Franklin Payne return to the
               USJ23, fumble by Franklin Payne recovered by USJ Brennan Berg at USJ23.
      U 1-10 U23   Clock 05:27.
      U 1-10 U23   Ryan November rush up middle for 1 yard to the USJ24 (Adam Bratton).
      U 2-9  U24   A.J. Reed rush right for loss of 1 yard to the USJ23 (Michael Scruggs).
      U 3-10 U23   Franklin Payne rush reverse for 1 yard to the USJ24 (Michael Scruggs).
      U 4-9  U24   A.J. Reed punt 26 yards to the USJ50, D. Harper return 2 yards to the
```

USJ48 (D. Blankenship;Brennan Berg).

---------- 3 plays, 1 yards, TOP 02:15 ----------

T 1-10 U48 TROUSDALE COUNTY drive start at 03:12 (3rd).
T 1-10 U48 Shawn Vaughn rush left for 16 yards to the USJ32, **1ST DOWN TC** (A.J. Reed).
T 1-10 U32 Timeout USJ, clock 03:02.
T 1-10 U32 Thomas Payne rush over right end for 32 yards to the USJ0, **1ST DOWN TC**, TOUCHDOWN, clock 02:55.
Frazier Osborne kick attempt good.

==========
TROUSDALE COUNTY 42, USJ 12
==========

---------- 2 plays, 48 yards, TOP 00:17 ----------

Frazier Osborne kickoff 38 yards to the USJ22, net recovery by Daniel Towns, USJ ball on USJ22.
U 1-10 U22 USJ drive start at 02:55 (3rd).
U 1-10 U22 Tripp Tucker rush left for 2 yards to the USJ24 (John Carey;Michael Scruggs).
U 2-8 U24 A.J. Reed pass complete to Lee Hays for 13 yards to the USJ37 (Michael Scruggs), *PENALTY USJ illegal block 14 yards to the USJ10*, NO PLAY.
U 2-22 U10 A.J. Reed rush to the USJ17, fumble forced by Blake Holder, fumble by A.J. Reed recovered by TC John Carey at USJ17.

---------- 2 plays, minus 5 yards, TOP 01:03 ----------

T 1-10 U17 TROUSDALE COUNTY drive start at 01:52 (3rd).
T 1-10 U17 TC ball on USJ16.
T 1-10 U16 Travis Marshall rush up middle for 4 yards to the USJ12 (Jeff Gayton;Andrew White).
T 2-6 U12 Shawn Vaughn rush left for 12 yards to the USJ0, **1ST DOWN TC**, TOUCHDOWN, clock 01:07.
Frazier Osborne kick attempt good.

==========
TROUSDALE COUNTY 49, USJ 12
==========

---------- 2 plays, 16 yards, TOP 00:45 ----------

Frazier Osborne kickoff 41 yards to the USJ19, out-of-bounds, USJ ball on USJ35.
U 1-10 U35 USJ drive start at 01:07 (3rd).
U 1-10 U35 A.J. Reed rush for loss of 1 yard to the USJ34 (Michael Scruggs;Daniel Towns).
U 2-11 U34 Ryan November rush up middle for 6 yards to the USJ40 (John Carey).

====END OF 3rd QUARTER=====
TROUSDALE COUNTY 49, USJ 12
==========

Play-by-Play Summary (4th quarter)

U 3-5 U40 Start of 4th quarter, clock 12:00.
U 3-5 U40 A.J. Reed pass incomplete to Brennan Berg.
U 4-5 U40 A.J. Reed punt 33 yards to the TC27, D. Harper return to the TC27, fumble by D. Harper recovered by USJ Tripp Tucker at TC26.

---------- 3 plays, 5 yards, TOP 01:21 ----------

U 1-10 T26 USJ drive start at 11:46 (4th).
U 1-10 T26 A.J. Reed pass complete to Brennan Berg for 11 yards to the TC15, **1ST DOWN USJ** (D. Harper;Robert Duncan).
U 1-10 T15 Ryan November rush up middle for 1 yard to the TC14 (Adam Bratton).
U 2-9 T14 A.J. Reed pass incomplete to Zac Fite.
U 3-9 T14 Tripp Tucker rush right for 5 yards to the TC9, out-of-bounds (Craig Moreland).
U 4-4 T09 A.J. Reed pass complete to Lee Hays for 9 yards to the TC0, **1ST DOWN USJ**, TOUCHDOWN, clock 10:38.
A.J. Reed pass attempt failed.

==========
TROUSDALE COUNTY 49, USJ 18
==========

---------- 5 plays, 26 yards, TOP 01:08 ----------

Brett Teubner kickoff 22 yards to the TC38, on-side kick, recovered by TC on TC38.
T 1-10 T38 TROUSDALE COUNTY drive start at 10:36 (4th).
T 1-10 T38 Travis Marshall rush right for 39 yards to the USJ23, **1ST DOWN TC** (Franklin Payne), *PENALTY TC clipping 15 yards to the USJ38*.
T 1-25 U38 1st and 10.
T 1-10 U38 Eli Sanders rush up middle for 7 yards to the USJ31 (Brennan Berg).
T 2-3 U31 Travis Marshall rush right for 10 yards to the USJ21, **1ST DOWN TC** (Rob Byrd).
T 1-10 U21 Travis Marshall rush over right end for 5 yards to the USJ16 (Russell Cook).
T 2-5 U16 Thomas Payne rush left for 6 yards to the USJ10, **1ST DOWN TC** (Rob Byrd).
T 1-G U10 Shawn Vaughn rush left for 10 yards to the USJ0, TOUCHDOWN, clock 07:59.
Frazier Osborne kick attempt good.

==========
TROUSDALE COUNTY 56, USJ 18
==========

---------- 6 plays, 62 yards, TOP 02:37 ----------

Frazier Osborne kickoff 47 yards to the USJ13, Franklin Payne return 18 yards to the USJ31 (Eli Sanders).
U 1-10 U31 USJ drive start at 07:59 (4th).
U 1-10 U31 Tripp Tucker rush up middle for no gain to the USJ31 (Clint Anderson).
U 2-10 U31 Ryan November rush up middle for 5 yards to the USJ36 (James Keller).
U 3-5 U36 A.J. Reed rush right for 4 yards to the USJ40, out-of-bounds.
U 4-1 U40 Tripp Tucker rush over right end for 8 yards to the USJ48, **1ST DOWN USJ** (John Carey).
U 1-10 U48 A.J. Reed pass incomplete to Brennan Berg.
U 2-10 U48 A.J. Reed rush for 3 yards to the TC49 (C. Timberlake).
U 3-7 T49 A.J. Reed pass incomplete to Lee Hays (Thomas Payne).
U 4-7 T49 A.J. Reed punt 30 yards to the TC19, downed.

---------- 7 plays, 20 yards, TOP 02:41 ----------

T 1-10 T19 TROUSDALE COUNTY drive start at 05:18 (4th).
T 1-10 T19 Eli Sanders rush up middle for 6 yards to the TC25 (Russell Cook;Rob Byrd).
T 2-4 T25 Thomas Payne rush left for 75 yards to the USJ0, **1ST DOWN TC**, TOUCHDOWN, clock 04:28.
Frazier Osborne kick attempt good.

==========
TROUSDALE COUNTY 63, USJ 18
==========

---------- 2 plays, 81 yards, TOP 00:50 ----------

Frazier Osborne kickoff 56 yards to the USJ4, Franklin Payne return 18 yards to the USJ22 (Shawn Vaughn).

U 1-10 U22 USJ drive start at 04:28 (4th).
U 1-10 U22 D. Blankenship rush up middle for no gain to the USJ22 (Michael Scruggs).
U 2-10 U22 D. Blankenship rush up middle for 4 yards to the USJ26 (Michael Scruggs;C. Timberlake).
U 3-6 U26 A.J. Reed rush right for 5 yards to the USJ31 (C. Timberlake).
U 4-1 U31 Ryan November rush up middle for 1 yard to the USJ32, **1ST DOWN USJ** (John Carey).
U 1-10 U32 Tripp Tucker rush up middle for no gain to the USJ32 (Michael Scruggs).
U 2-10 U32 Tripp Tucker rush up middle for 11 yards to the USJ43, **1ST DOWN USJ** (Thomas Payne;Nick Moore), *PENALTY TC face mask 15 yards to the TC42, **1ST DOWN USJ***.
U 1-10 T42 1st and 10.
U 1-10 T42 Tripp Tucker rush up middle for 8 yards to the TC34 (R. Woodmore;James Keller).
U 2-2 T34 Tripp Tucker rush right for loss of 1 yard to the TC35 (Deion Burnley).
U 3-3 T35 End of 2nd half, clock 00:00.

---------- 8 plays, 43 yards, TOP 04:28 ----------

========FINAL SCORE========
TROUSDALE COUNTY 63, USJ 18
==========

1997 Class 1A Football Playoffs

November 7 - December 5, 1997

First Round

R1 #1	Oneida (9-1)	61	**Game 101** Fri. Nov. 7 7 PM
R2 #4	Copper Basin (6-4)	6	
R2 #2	Greenback (7-3)	56	**Game 102** Fri. Nov. 7 7 PM
R1 #3	Cosby (6-4)	8	
R1 #2	Coalfield (6-4)	28	**Game 103** Fri. Nov. 7 7 PM
R2 #3	Lookout Valley (6-4)	0	
R1 #4	Sunbright (7-3)	12	**Game 104** Fri. Nov. 7 7 PM
R2 #1	South Pittsburg (9-1)	22	
R3 #1	Trousdale Co. (10-0)	49	**Game 105** Fri. Nov. 7 7 PM
R4 #4	DCA (7-3)	6	
R4 #2	Friendship Christian (8-2)	7	**Game 106** Fri. Nov. 7 7 PM
R3 #3	Celina (6-4)	14	
R3 #2	Gordonsville (7-3)	8	**Game 107** Fri. Nov. 7 7 PM
R4 #3	CPA (5-5)	29	
R3 #4	Watertown (7-3)	0	**Game 108** Fri. Nov. 7 7 PM
R4 #1	FRA (9-1)	17	
R5 #1	Clarksville Academy (8-2)	28	**Game 109** Fri. Nov. 7 7 PM
R6 #4	Forrest (6-4)	0	
R6 #2	Wayne Co. (8-2)	28	**Game 110** Fri. Nov. 7 7 PM
R5 #3	McEwen (7-3)	20	
R5 #2	Nashville Christian (9-1)	7	**Game 111** Fri. Nov. 7 7 PM
R6 #3	Mt. Pleasant (6-4)	31	
R5 #4	Davidson Academy (7-3)	26	**Game 112** Fri. Nov. 7 7 PM
R6 #1	Moore Co. (8-2)	31	
R7 #1	South Fulton (6-4)	14	**Game 113** Fri. Nov. 7 7 PM
R8 #4	West Carroll (2-8)	0	
R8 #2	Jackson Christian (8-2)	21	**Game 114** Fri. Nov. 7 7 PM
R7 #3	Greenfield (8-2)	28	
R7 #2	Dresden (5-5)	20	**Game 115** Fri. Nov. 7 7 PM
R8 #3	Hollow Rock-Bruceton (8-2)	21	
R7 #4	Lake Co. (1-9)	27	**Game 116** Fri. Nov. 7 7 PM
R8 #1	USJ (10-0)	55	

Second Round

Oneida	21	**Game 201** Fri. Nov. 14 7 PM
Greenback	7	
Coalfield	0	**Game 202** Fri. Nov. 14 7 PM
South Pittsburg	24	
Trousdale Co.	41	**Game 203** Fri. Nov. 14 7 PM
Celina	12	
CPA	14	**Game 204** Fri. Nov. 14 7 PM
FRA	10	
Clarksville Academy	10	**Game 205** Fri. Nov. 14 7 PM
Wayne Co.	0	
Mt. Pleasant	0	**Game 206** Fri. Nov. 14 7 PM
Moore Co.	28	
South Fulton	13	**Game 207** Fri. Nov. 14 7 PM
Greenfield	7	
Hollow Rock-Bruceton	6	**Game 208** Fri. Nov. 14 7 PM
USJ	34	

Quarterfinals

Oneida	34	**Game 301** Fri. Nov. 21 7 PM
South Pittsburg	7	
Trousdale Co.	56	**Game 302** Fri. Nov. 21 7 PM
CPA	0	
Clarksville Academy	34	**Game 303** Fri. Nov. 21 7 PM
Moore Co.	14	
South Fulton	14	**Game 304** Fri. Nov. 21 7 PM
USJ	28	

Semifinals

Oneida	7	**Game 401** Fri. Nov. 28 7 PM
Trousdale Co.	48	
Clarksville Academy	27	**Game 402** Fri. Nov. 28 7 PM
USJ	26	

Championship

Trousdale Co.	45	**Game 501** Fri. Dec. 5 3:30 PM Clinic Bowl @ Vanderbilt
Clarksville Academy	0	

Trousdale Co.

STATE CHAMPION

Notes:

Clarksville Academy (12-3) vs. Trousdale Co (15-0)

Trousdale County 45 - Clarksville Academy 0
MVP: Offense - Thomas Payne QB Trousdale.
MVP Defense - Michael Scruggs DT Trousdale
Trousdale County set Clinic Bowl rushing record of 453 yards

	Trousdale	Clarksville
First Downs	18	9
Rushing	18	7
Passing	0	2
Rushing Attempts	44	41
Yards Gained Rushing	460	176
Net Yards Rushing	**453**	**139**
Net Yards Passing	**0**	**13**
Passes Attempted	1	6
Passes Completed	0	4
Had Intercepted	1	1
Total Offensive Plays	**45**	**42**
Total Net Yards	**453**	**152**
Average Gain Per Play	10.1	3.6
Fumbles: Number - Lost	0-0	0-0
Penalities: Number - Yards	1-10	7-38
Number of Punts - Yards	0-0	6-226
Average Per Punt	0	37.7
Punt Returns: Number Yards	0-0	0-0
Kickoff Returns: Number Yards	0-0	6-94
Interception Returns: Number - Yards	1-9	1-12
*Fumble Returns: Number - Yards	0-0	0-0
Time of Possession	19:33	28:27
Third Down Conversions		
Fourth Down Conversions		
Sacks By: Number - Yards	1-7	0-0
* Fumbles only returned for yardage		

Kickoff at 3:36

First Quarter

Clarksville Academy kicks off to Trousdale Co.
Trousdale drives to CA 20 and has pass interecpeted. CA ball on CA 13 (7:52)
CA gets one first down and punts. Trousdale takes over on Trousdale 37(4:30)
Trosdale on CA 8. 2nd down.
End of quarter Trousdale 0 - CA 0

Second Quarter

Jatarius Osborne goes 8 yards for TD. Trousdale 7 CA 0 (11:55)
CA takes kickoff at CA 17.
CA punts on 4th and 14. Trousdale. Punt rolls dead at CA 30 (9:32)
Osborne goes 26 yards on option for TD. (9:17) Trousdale 13 - CA 0
CA cannot move, punts on 4th and 7. Timeout (6:49)
Trousdale takes over on TC 20. Trousdale drives 80 yards for TD. Thomas Payne goes 4 yards for TD. Trousdale 19 - CA 0 (2:52)
CA punts to TC. Fair catch on TC 34. (0:16)
End of Quarter - Trousdale 19 - CA 0

Third Quarter
TC kicks off. Ball goes out of bounds on CA 35.
Corey Timberlake intercepts CA pass at midfield. TC first down (10:34)
Payne keeps left for 31 yard TD. TC 25 CA 0 (8:03)
TC kickoff returned to CA 27.
CA punts on 4th and 23 from CA 39. Fair catch by TC on TC 19. (2:53)
Osborne goes 19 yards for TD. TC 32 - CA 0 (0:35)
Kickoff returned to CA 18.
End of Quarter TC 31 CA 0

Fourth Quarter
CA starts from CA 25.
CA goes for it on 4th down on CA 28. Does not make it. TC takes over (10:26)
Brent Dalton goes 28 yards on first down for TD. TC 39 CA 0 (10:18)
TC kickoff goes into end zone.
CA cannot move and punts to TC.
Nick West goes 20 yards for TD. TC 46 - CA 0 (6:08)
CA moves deep into TC territory
End of Game

Final Trousdale 45 Clarksville Academy 0

Clarksville Academy (Clarksville)
Nickname Cougars Colors Royal Blue, Gold
Class 1A Region 5

29-Aug at	Stewart County	W (42- 0)
5-Sep	Nashville Christian*	W (35- 6)
12-Sep	Christ Pres. Academy	L (17-20)
19-Sep at	Jo Byrns*	W (28- 0)
26-Sep	Ezell-Harding	W (30-14)
3-Oct at	Tennessee Prep*	W (44- 0)
10-Oct at	Montgomery Central	W (43-13)
17-Oct	McEwen*	W (24- 6)
24-Oct at	Davidson Academy*	L (20-26)
31-Oct	East Robertson*	W (39-14)
7-Nov	Forrest	W (28- 0)
14-Nov	Wayne County	W (10- 0)
21-Nov	Moore County	W (34-13)
28-Nov	Univ. School Jackson	W (27-26)

Trousdale County High School (Hartsville)
Nickname Yellow Jackets Colors Purple, Gold
Class 1A Region

29-Aug	BGA	W (19- 7)
5-Sep	Monterey*	W (91- 0)
12-Sep at	Westmorland	W (24- 0)
19-Sep at	Red Boiling Springs*	W (60- 0)
26-Sep at	Warren East, Ky	W (42- 7)
3-Oct	Watertown*	W (45- 7)
10-Oct	Giles County	W (56- 8)
17-Oct at	Celina*	W (56- 0)
24-Oct at	Marshall County	W (56- 6)
31-Oct	Gordonsville*	W (45- 8)
7-Nov	DCA	W (49- 6)
14-Nov	Celina	W (41- 7)
21-Nov	Christ Pres. Academy	W (56- 0)
28-Nov at	Oneida	W (48- 7)

1996 Class 1A Football Playoffs

November 8 - December 6, 1996

First Round		Second Round		Quarterfinals		Semifinals		Championship		
Cloudland (9-1)	42									
Fri. Nov. 8 7:30 PM		Cloudland	30							
Greenback (6-4)	0									
		Fri. Nov. 15 7:30 PM		Cloudland	6					
Celina (8-2)	0									
Fri. Nov. 8 7:30 PM		CPA	0							
CPA (7-3)	26					BGA	7			
				Fri. Nov. 22 7:30 PM						
BGA (8-2)	42									
Fri. Nov. 8 7:30 PM		BGA	21							
Gordonsville (6-4)	0									
		Fri. Nov. 15 7:30 PM		BGA	35					
Coalfield (3-7)	7							DCA	51	
Fri. Nov. 8 7:30 PM		Boyd Buchanan	7							
Boyd Buchanan (10-0)	10									
						Fri. Nov. 29 7:30 PM				
Trousdale Co. (10-0)	73									
Fri. Nov. 8 7:30 PM		Trousdale Co.	84							
Ezell-Harding (5-5)	0									
		Fri. Nov. 15 7:30 PM		Trousdale Co.	19					
Knoxville Catholic (5-5)	13									
Fri. Nov. 8 7:30 PM		Knoxville Catholic	14							
Copper Basin (7-3)	6									
				Fri. Nov. 22 7:30 PM						
South Pittsburg (8-1)	45					DCA	13			
Fri. Nov. 8 7:30 PM		South Pittsburg	6							
Oakdale (5-5)	12									
		Fri. Nov. 15 7:30 PM		DCA	36					
Watertown (5-5)	0									
Fri. Nov. 8 7:30 PM		DCA	27							
DCA (10-0)	48									
								Fri. Dec. 6 3:30 PM Clinic Bowl @ Vanderbilt		**DCA** STATE CHAMPION
Clarksville Academy (10-0)	21									
Fri. Nov. 8 7:30 PM		Wayne Co.	0							
Wayne Co. (6-4)	33									
		Fri. Nov. 15 7:30 PM		USJ	14					
Hollow Rock-Bruceton (9-1)	17									
Fri. Nov. 8 7:30 PM		USJ	21							
USJ (8-2)	31					Moore Co.	6			
				Fri. Nov. 22 7:30 PM						
Jackson Christian (9-1)	34									
Fri. Nov. 8 7:30 PM		Jackson Christian	14							
Dresden (4-6)	9									
		Fri. Nov. 15 7:30 PM		Moore Co.	17					
East Robertson (4-6)	12									
Fri. Nov. 8 7:30 PM		Moore Co.	28							
Moore Co. (9-1)	14									
						Fri. Nov. 29 7:30 PM				
Lake Co. (7-3)	27									
Fri. Nov. 8 7:30 PM		Lake Co.	35					St. Benedict	3	
Memphis Westside (7-3)	20									
		Fri. Nov. 15 7:30 PM		Lake Co.	6					
McEwen (5-5)	20									
Fri. Nov. 8 7:30 PM		McEwen	22							
Huntland (8-2)	3									
				Fri. Nov. 22 7:30 PM						
Collinwood (8-2)	6					St. Benedict	7			
Fri. Nov. 8 7:30 PM		Nashville Christian	0							
Nashville Christian (8-2)	19									
		Fri. Nov. 15 7:30 PM		St. Benedict	21					
South Fulton (4-6)	0									
Fri. Nov. 8 7:30 PM		St. Benedict	17							
St. Benedict (8-1)	14									

Notes:

1995 Class 1A Football Playoffs

November 3 - December 1, 1995

First Round	Second Round	Quarterfinals	Semifinals	Championship
Coalfield (9-1) 36	Coalfield 20	FRA 13	South Pittsburg 15	BGA 17
Fri. Nov. 3 7:30 PM	OT	Fri. Nov. 17 7:30 PM	Fri. Nov. 24 7:30 PM	Fri. Dec. 1 3:30 PM
Lookout Valley (5-5) 6	Fri. Nov. 10 7:30 PM			Clinic Bowl @ Vanderbilt
Gordonsville (8-2) 16	FRA 21			
Fri. Nov. 3 7:30 PM				
FRA (7-3) 24				
DCA (9-1) 41	DCA 7	South Pittsburg 34	BGA 17	Hollow Rock-Bruceton 6
Fri. Nov. 3 7:30 PM	Fri. Nov. 10 7:30 PM	Fri. Nov. 17 7:30 PM	Fri. Nov. 24 7:30 PM	
Celina (5-5) 7				
Sunbright (5-5) 0	South Pittsburg 14			
Fri. Nov. 3 7:30 PM				
South Pittsburg (9-1) 64				
Trousdale Co. (9-1) 41	Trousdale Co. 14	Trousdale Co. 7	Lake Co. 8	Hollow Rock-Bruceton 28
Fri. Nov. 3 7:30 PM	Fri. Nov. 10 7:30 PM	Fri. Nov. 17 7:30 PM	Fri. Nov. 24 7:30 PM	Fri. Nov. 17 7:30 PM
CPA (6-4) 12				
Cloudland (6-3) 34	Cloudland 12			
Fri. Nov. 3 7:30 PM				
Copper Basin (5-5) 0				
Greenback (7-3) 33	Greenback 0	BGA 35	Hollow Rock-Bruceton 39	Wayne Co. 14
Fri. Nov. 3 7:30 PM	Fri. Nov. 10 7:30 PM	Fri. Nov. 17 7:30 PM	Fri. Nov. 24 7:30 PM	Fri. Nov. 17 7:30 PM
Knoxville Catholic (5-5) 0				
Watertown (4-6) 0	BGA 34			
Fri. Nov. 3 7:30 PM				
BGA (10-0) 42				
East Robertson (5-5) 7	East Robertson 0	Lake Co. 21		
Fri. Nov. 3 7:30 PM	Fri. Nov. 10 7:30 PM	Fri. Nov. 17 7:30 PM		
Huntland (6-4) 0				
Lake Co. (9-1) 34	Lake Co. 25			
Fri. Nov. 3 7:30 PM				
USJ (7-3) 7				
St. Benedict (9-1) 0	Dresden 7	Moore Co. 20		
Fri. Nov. 3 7:30 PM	Fri. Nov. 10 7:30 PM	Fri. Nov. 17 7:30 PM		
Dresden (4-6) 19				
Clarksville Academy (6-4) 13	Moore Co. 34			
Fri. Nov. 3 7:30 PM				
Moore Co. (10-0) 39				
Hollow Rock-Bruceton (10-0) 55	Hollow Rock-Bruceton 21			
Fri. Nov. 3 7:30 PM	Fri. Nov. 10 7:30 PM			
Bishop Byrne (5-5) 21				
McEwen (6-4) 17	McEwen 6			
Fri. Nov. 3 7:30 PM				
Forrest (6-4) 14				
Wayne Co. (7-3) 28	Wayne Co. 28			
Fri. Nov. 3 7:30 PM	Fri. Nov. 10 7:30 PM			
Jo Byrns (4-6) 0				
Gleason (6-3) 6	FACS 0			
Fri. Nov. 3 7:30 PM				
FACS (10-0) 32				

BGA

STATE CHAMPION

Notes:

1994 Class 1A Football Playoffs

November 11 - December 9, 1994

First Round		Second Round		Quarterfinals		Semifinals		Championship		
Coalfield (9-1)	39									
Fri. Nov. 11 7:30 PM		Coalfield	21							
Copper Basin (5-5)	6			Coalfield	6					
		Fri. Nov. 18 7:30 PM								
Gordonsville (6-4)	0									
Fri. Nov. 11 7:30 PM		FRA	20							
FRA (7-3)	17					South Pittsburg	35			
				Fri. Nov. 25 7:30 PM						
DCA (9-1)	42									
Fri. Nov. 11 7:30 PM		DCA	10							
Celina (6-4)	15									
		Fri. Nov. 18 7:30 PM								
Unaka (5-5)	6			South Pittsburg	63					
Fri. Nov. 11 7:30 PM		South Pittsburg	32					South Pittsburg	14	
South Pittsburg (9-1)	54									
						Fri. Dec. 2 7:30 PM				
Trousdale Co. (8-1)	45									
Fri. Nov. 11 7:30 PM		Trousdale Co.	53							
Friendship Christian (7-3)	14			Trousdale Co.	41					
		Fri. Nov. 18 7:30 PM								
Knoxville Catholic (7-3)	3									
Fri. Nov. 11 7:30 PM		Lookout Valley	7							
Lookout Valley (6-4)	21									
				Fri. Nov. 25 7:30 PM						
Greenback (8-2)	21					Trousdale Co.	23			
Fri. Nov. 11 7:30 PM		Greenback	0							
Cloudland (6-4)	6									
		Fri. Nov. 18 7:30 PM								
Watertown (4-6)	6			BGA	28					
Fri. Nov. 11 7:30 PM		BGA	42							
BGA (9-1)	37									
								Fri. Dec. 9 3:30 PM Clinic Bowl @ Vanderbilt		**South Pittsburg** STATE CHAMPION
East Robertson (9-1)	27									
Fri. Nov. 11 7:30 PM		East Robertson	0							
Collinwood (5-5)	14			Lake Co.	27					
		Fri. Nov. 18 7:30 PM								
Lake Co. (8-2)	42									
Fri. Nov. 11 7:30 PM		Lake Co.	14							
St. Benedict (6-4)	3					Lake Co.	35			
				Fri. Nov. 25 7:30 PM						
Bishop Byrne (8-1)	21									
Fri. Nov. 11 7:30 PM		Bishop Byrne	19							
Dresden (5-5)	14									
		Fri. Nov. 18 7:30 PM								
Clarksville Academy (5-5)	8			Wayne Co.	12					
Fri. Nov. 11 7:30 PM		Wayne Co.	40							
Wayne Co. (8-2)	34									
						Fri. Dec. 2 7:30 PM				
Hollow Rock-Bruceton (10-0)	31									
Fri. Nov. 11 7:30 PM		Hollow Rock-Bruceton	14							
FACS (5-5)	0							Lake Co.	7	
				Hollow Rock-Bruceton	14					
		Fri. Nov. 18 7:30 PM								
Jo Byrns (8-2)	14									
Fri. Nov. 11 7:30 PM		Jo Byrns	12							
Cornersville (8-2)	6									
				Fri. Nov. 25 7:30 PM						
Moore Co. (8-2)	41					Hollow Rock-Bruceton	14			
Fri. Nov. 11 7:30 PM		Moore Co.	14							
McEwen (3-7)	7									
		Fri. Nov. 18 7:30 PM								
South Fulton (6-4)	13			Moore Co.	0					
Fri. Nov. 11 7:30 PM		USJ	0							
USJ (7-3)	14									

Notes:

1993 Class 1A Football Playoffs

November 12 - December 10, 1993

First Round	Second Round	Quarterfinals	Semifinals	Championship
Cloudland (9-1) vs. Bye (Fri. Nov. 12 7:30 PM)	Cloudland 8			
	Fri. Nov. 19 7:30 PM	Gordonsville 0		
Gordonsville (6-4) 32 vs. FRA (7-3) 24 (Fri. Nov. 12 7:30 PM)	Gordonsville 24			
		Fri. Nov. 26 7:30 PM	South Pittsburg 14	
DCA (8-2) 36 vs. Celina (7-3) 26 (Fri. Nov. 12 7:30 PM)	DCA 14			
	Fri. Nov. 19 7:30 PM	South Pittsburg 14		
Bye vs. South Pittsburg (9-1) (Fri. Nov. 12 7:30 PM)	South Pittsburg 28			
			Fri. Dec. 3 7:30 PM	Trousdale Co. 14
Trousdale Co. (8-1) vs. Bye (Fri. Nov. 12 7:30 PM)	Trousdale Co. 35			
	Fri. Nov. 19 7:30 PM	Trousdale Co. 15		
Coalfield (9-1) 21 vs. Charleston (8-2) 27 (Fri. Nov. 12 7:30 PM)	Charleston 6			
		Fri. Nov. 26 7:30 PM	Trousdale Co. 16	
Greenback (8-2) 59 vs. Oakdale (7-3) 20 (Fri. Nov. 12 7:30 PM)	Greenback 25			
	Fri. Nov. 19 7:30 PM	Greenback 14		
Bye vs. BGA (10-0) (Fri. Nov. 12 7:30 PM)	BGA 24			
				Fri. Dec. 10 3:30 PM, Clinic Bowl @ Vanderbilt: **Trousdale Co.** (STATE CHAMPION)
Jo Byrns (9-1) vs. Bye (Fri. Nov. 12 7:30 PM)	Jo Byrns 0			
	Fri. Nov. 19 7:30 PM	Lake Co. 6		
Lake Co. (5-5) 28 vs. FACS (6-3) 0 (Fri. Nov. 12 7:30 PM)	Lake Co. 26			
		Fri. Nov. 26 7:30 PM	USJ 3	
USJ (9-1) 28 vs. West Carroll (5-5) 3 (Fri. Nov. 12 7:30 PM)	USJ 21			
	Fri. Nov. 19 7:30 PM	USJ 18		
Bye vs. Moore Co. (10-0) (Fri. Nov. 12 7:30 PM)	Moore Co. 7			
			Fri. Dec. 3 7:30 PM	USJ 0
Hollow Rock-Bruceton (9-1) vs. Bye (Fri. Nov. 12 7:30 PM)	Hollow Rock-Bruceton 14			
	Fri. Nov. 19 7:30 PM	Hollow Rock-Bruceton 7		
East Robertson (6-4) 21 vs. Collinwood (7-3) 8 (Fri. Nov. 12 7:30 PM)	East Robertson 8			
		Fri. Nov. 26 7:30 PM	Hollow Rock-Bruceton 0	
Wayne Co. (7-3) 45 vs. Clarksville Academy (6-3) 0 (Fri. Nov. 12 7:30 PM)	Wayne Co. 7			
	Fri. Nov. 19 7:30 PM	St. Benedict 6		
Bye 0 vs. St. Benedict (10-0) 0 (Fri. Nov. 12 7:30 PM)	St. Benedict 21			

Notes:

CLINIC BOWL

TENNESSEE HIGH SCHOOL FOOTBALL CHAMPIONSHIPS

CLASS 1-A

CHAMPIONSHIP 3:30 P.M.

Friday, December 10, 1993

Dudley Field Vanderbilt University Stadium

UNIVERSITY SCHOOL OF JACKSON vs. TROUSDALE COUNTY

SCORE: Trousdale County 14 USJ 0

FINAL RECORDS: Trousdale County (12-1)
USJ (13-2)

MVP: Offense: Sherrod Hicks (Trousdale County)
Defense: Jason Brower (USJ)

ATTENDANCE: 7000 (est)

TEAMS	1	2	3	4	TOTAL
TROUSDALE CO	0	0	0	14	14
UNIVERSITY SCHOOL OF JACKSON	0	0	0	0	0

—SCORING SUMMARY—

TEAM SCORING	PLAYER SCORING AND HOW	QUARTER	EXTRA PT.	TIME REMAINING	KEY PLAY IN DRIVE	SCORE NOW
TROUSDALE COUNTY	SHERROD HICKS 15 YARD RUN	4	LAMONT CALHOUN KICK	6:54	SHERROD HICKS 33 YARD PUNT RETURN	7-0
TROUSDALE COUNTY	DETRIC WOODMORE 10 YARD RUN	4	LAMONT CALHOUN KICK	2:39	(PENALTY) ROUGHING KICKER KEPT DRIVE ALIVE	14-0

NCAA QUICKIE STATISTICS

First Quarter | Half | Third Quarter | Final
(Circle One)

TEAM

	USJ (Visitors)	Trousdale Co. (Home)
Score	0	14
First Downs	6	15
Rushes—Yardage (Net)	27 — 94	56 — 308
Passing Yardage (Net)	14	0
Rushing—Yardage Lost	(-20)	(-7)
*Return Yardage (Net)	(3)	(63)
Passes—Att.-Comp.-Int.	9 — 2 - 1	1 — 0 - 0
Total Offense—Yards	108	308
Punts (Number-Average)	5 — 35.6	3 — 27.3
Fumbles—Lost	0 — 0	1 — 0
Penalties—Yards	4 — 38	9 — 63
Possession Time	16:37	31:23

*Return of Punts, Intercepted Passes and Fumbles (not kickoffs).

INDIVIDUAL LEADERS

USJ (Visitors)

Rushing	Att.	Net Yards	TD	Long
Urban Garrett	16	68	0	15
James Kirkland	6	9	0	13
Alex Conde	3	11	0	4
Bob Forbes	2	6	0	5

Passing	Att.-Comp.-Int.	Yds.	TD	Sacks
James Kirkland	9-2-1	14	0	1

Pass Receiving	No.	Yards	TD	Long
Doug Halcom	2	14	0	9

Punting	No.	Avg.	Long
James Kirkland	5	35.6	44

Trousdale County (Home)

Rushing	Att.	Net Yards	TD	Long
Sherrod Hicks	24	155	1	20
Derric Woodmore	24	124	1	19
Lamont Calhoun	8	29	0	9

Passing	Att.-Comp.-Int.	Yds.	TD	Sacks
S. Hicks	1-0-0	0	0	0

Pass Receiving	No.	Yards	TD	Long

Punting	No.	Avg.	Long
Davy Cothron	3	27.3	34

Copyright 1984 National Collegiate Athletic Association

CLASS A STATE CHAMPIONSHIP
TROUSDALE COUNTY vs. UNIVERSITY SCHOOL OF JACKSON
Dec. 10, 1993 3:30 p.m. Vanderbilt Stadium Nashville, TN

University School wins the toss and defers. Trousdale Co. will receive.
Kirkland to kick, Hicks back to receive. Hicks returns to the Trousdale 25.
TROUSDALE CO. BALL (11:53) Hicks QB
1-10-T25 Woodmore over left tackle for gain of 13 (Kirkland) FD
1-10-T38 Calhoun up the middle for 7 (Eldridge and Londe)
2-3-T45 Woodmore tries left again for 5 (Eldridge) FD
1-10-T50 Woodmore tripped up after gain of 1 (Forbes)
2-9-U49 Hicks runs around right end for gain of 6 (Brower)
3-2-U43 Woodmore tries to break tackle and gets 4 (Haltom)
1-10-U39 Woodmore goes left again and gains 7 (Haltom)
2-3-U32 Hicks keeps and bolts for 10 (Scott) FD
1-10-U22 Penalty before the play. Offsides on TC, loss of 5
1-15-U27 Woodmore up the middle for 6 (Wilson)
2-9-U21 Hicks keeps and scoots left for 4 (Lombe)
3-5-U17 Hicks dropped for loss of 3 (Forbes)
4-8-U20 Hicks pass for Locke broken up in endzone by Haltom
UNIVERSITY SCHOOL BALL (5:30) J. Kirland QB
1-10-U20 Garrett breaks many tackles for gain of 15 (Helm) FD
1-10-U35 Garrett up the gut for 3 (Puzzo)
2-7-U38 J.Kirkland around left end for 6 (Cothron)
3-1-U44 Garrett carries for 2
1-10-U46 Kirkland pass complete to Haltom for 5 (Hicks)
2-5-T49 Garrett takes pitch for 2 (#40)
3-3-T47 Garrett over left tackle for 3 (#40)
1-10-T44 Penalty. Delay of Game on US.
1-15-T49 J. Kirkland pass incomplete for Haltom
2-15-T49 Garrett bolts left for 7 (Dean)
3-8-T42 J. Kirkland bomb incomplete for Haltom
4-8-T42 J. Kirkland 41-yd punt taken by Hicks at 1, returns 15 to 16.
Penalty on the play. Clipping, 8 yards.
TROUSDALE COUNTY BALL (0:43)
1-10-T8 Calhoun up the middle for 2 (Wilkerson)
2-8-T10 Woodmore bounds up middle for 7 (Brower)
End of First Quarter, Trousdale County 0, University School 0

SECOND QUARTER PLAY BY PLAY
Trousdale ball
3-1-T17 Woodmore bulls over left tackle for 9 (Wilkerson) FD
1-10-T26 Woodmore over left tackle for 5 (Patrick)
2-5-T31 Woodmore fumbles pitch, Hicks recovers for loss of 1
3-6-T30 Calhoun takes handoff and nets 3 (Forbes)
4-3-T33 Cothron punts 34-yds to Haltom at 33, returns 3 to 36. (Eldridge)
USJ BALL (9:36) J. Kirkland QB
1-10-U36 Garrett takes pitch left for 13 (Dean) FD
1-10-U49 Londe up middle for 4 (#40)
2-6-T47 J. Kirkland keeps right for 4 (#40)
3-2-T43 Garrett hops over right side for 5 (#40, Cothron) FD
1-10-T38 Garrett up the middle for 4 (S. Valentine)
2-6-T34 J. Kirkland eludes rush and scrambles right for 13 (Puzzo) FD
1-10-T21 Londe grinds through gut for 3 (T. Towns)
2-7-T18 J. Kirkland dumped for loss of 4 (Evitts)
3-11-T22 Garrett accepts pitch right, stacked up for 1 (Locke)
4-10-T21 J. Kirkland 37-yard field goal wide right

TROUSDALE COUNTY BALL (5:01) Hicks QB
1-10-T21 Woodmore carries for gain of 1 (Brower)
2-9-T22 Woodmore angles right for pick up of 15 (J.Kirkland) FD
1-10-T36 Hicks takes handoff for gain of 5 (Wilkerson)
2-5-T41 Cothron qb, Woodmore for 3 (Wilkerson)
3-2-T44 Cothron qb, Woodmore right for 1 (Garrett)
Holding Penalty on TC. 10 yards
3-11-T35 Hicks right for 5 (Brower)
4-6-T40 Cothron 25-punt fair caught at USJ 35

UNIVERSITY SCHOOL BALL (2:10) J. Kirkland QB
Timeout Trousdale County
1-10-U35 J. Kirkland pass for McNatt broken up by Dean
2-10-U35 Garrett swallowed for loss of 4 (S. Valentine)
3-14-V31 Garrett takes pitch right and gains 9 (#40)
4-5-U40 J. Kirkland 18-yard punt rolls out at TC 42

TROUSDALE COUNTY BALL (0:45) Hicks QB
1-10-T42 Woodmore cuts and gains 7 (Brower)
2-3-T49 Hicks keeps and scampers left for 19 (J. Kirkland) FD
1-10-U32 Timeout Trousdale County (0:32)
1-10-U32 Hicks takes pitch left for 9 (Haltom)
2-1-U23 Calhoun 40-yard field goal attempt is no good
END OF FIRST HALF: TROUSDALE COUNTY 0, UNIVERSITY SCHOOL OF JACKSON 0

NCAA QUICKIE STATISTICS

First Quarter | Half | Third Quarter | Final

(Circle One)

TEAM

	USJ Visitors	Tronsdale Co. Home
Score	0	0
First Downs	6	7
Rushes—Yardage (Net)	16 — 86	26 — 150
Passing Yardage (Net)	5	0
Rushing—Yardage Lost	(-8)	(-4)
*Return Yardage (Net)	3	15
Passes—Att.-Comp.-Int.	4 — 1 — 0	1 — 0 - 0
Total Offense—Yards	91	150
Punts (Number-Average)	2 — 29.5	2 — 29.5
Fumbles—Lost	0 — 0	1 — 0
Penalties—Yards	1 — 5	3 — 23
Possession Time	10:42	13:18

*Return of Punts, Intercepted Passes and Fumbles (not kickoffs).

INDIVIDUAL LEADERS

USJ — Visitors

Rushing	Att.	Net Yards	TD	Long
Garrett	12	60	0	15
Kirkland	4	19	0	13
Conde	2	7	0	4

Passing	Att.-Comp.-Int.	Yds.	TD	Sacks
Kirkland	4-1-0	5	0	0

Pass Receiving	No.	Yards	TD	Long
Haltom	1	5	0	5

Punting	No.	Avg.	Long
Kirkland	2	29.5	41

Tronsdale County — Home

Rushing	Att.	Net Yards	TD	Long
Woodmore	14	68	0	13
Hicks	9	70	0	19
Calhoun	3	12	0	7

Passing	Att.-Comp.-Int.	Yds.	TD	Sacks
Hicks	1-0-0	0	0	0

Pass Receiving	No.	Yards	TD	Long

Punting	No.	Avg.	Long
Cothron	2	29.5	34

Copyright 1984 National Collegiate Athletic Association

THIRD QUARTER PLAY BY PLAY
Note: The ubiquitous #40 of first half fame is Sam Cornwell (TCHS)
USJ will receive the second half kickoff. Calhoun kick rolls out of bounds at the USJ 26. USJ will take the ball at their own 35.

USJ BALL (12:00) J. Kirkland QB
1-10-U35 Forbes cuts over left guard for 5 (Helm)
2-5-U40 Forbes up middle for 1 (T. Towns, Cornwell)
3-4-U41 Garrett takes pitch right for 1 (Cornwell) Penalty. Holding declined.
4-3-U42 Penalty before the snap, 5 yards on USJ.
4-8-U37 J. Kirkland 32-punt taken by Dean at 31, returns 15 to 46 (Haltom)
TROUSDALE BALL (10:23) Cothron QB
1-10-T46 Woodmore around left end for 11 (Eldridge, Wilkerson). Holding on TC. 10 yards.
1-20-T36 Hicks up middle for 4 (Brower)
2-16-T40 Hicks takes pitch left and runs for 15 (Haltom). Penalty on Trousdale, holding, 10 yards.
2-26-T30 Calhoun up gut for 3 (Wilson)
3-23-T33 Hicks spun around after gain of 3 (Haltom)
4-20-T36 Cothron 23-yd punt downed at USJ 41
USJ BALL (7:30) J. Kirkland QB
1-10-U41 J. Kirkland pass for Haltom is dropped
2-10-U41 Garrett takes pitch left and dropped for gain of 2 (S. Valentine, Cothron)
3-8-U43 J. Kirkland sacked for loss of 11 (Evitts)
4-19-U32 J. Kirkland 44-yd punt taken by Dean at 24, no return (Brower)

TROUSDALE COUNTY BALL (5:42) Cothron QB
1-10-T24 Hicks felled for no gain (Forbes)
2-10-T24 Hicks receives pitch left for 9 (J. Kirkland, Patrick)
3-1-T33 Woodmore through the middle for 4 (Kirkendol) FD
1-10-T37 Woodmore uses familiar left side for 6 (Wilson)
2-4-T43 Woodmore, deja vu, left side for 4 (Wilkerson) FD
1-10-T47 Penalty before snap. Offside on TCHS. 5 yards
1-15-T42 Hicks follows horde of blockers left for 17 (Kirkendol) FD
1-10-U41 Calhoun rumbles up middle for 9 (Londe)
2-1-U32 Hicks takes pitch left and jukes for 20 (Garrett) FD
1-10-U12 Calhoun dives for 3 (Eldridge)
2-7-U9 Hicks takes pitch left for 2 (Forbes)
3-5-U7
END OF THIRD QUARTER, STILL NO SCORE

FOURTH QUARTER PLAY BY PLAY

TROUSDALE BALL

3-5-U7 Woodmore bores left for pickup of 4 (pile of tacklers)

4-1-U3 Calhoun dives over top for no gain (host of tacklers)

UNIVERSITY SCHOOL BALL (11:06) J. Kirkland QB

1-10-U3 Whistle before snap. TCHS, five yard penalty

1-5-U8 Londe up gut for 4

2-1-U12 Garrett for loss of one (Evitts)

3-2-U11 J. Kirkland keeps but can't find hole for 1 (Helm)

4-1-U12 J. Kirland 43-punt to Hicks at own 45, returns 33 to USJ 22 (Forbes)

TROUSDALE BALL (8:55) Cothron QB

1-10-U22 Hicks takes pitch right for 1 (Forbes)

2-9-U21 Hicks angles left for 2 (Brower)

3-7-U19 Woodmore bounces right for 4 (Brower)

4-3-U15 Hicks streaks around left end for 15-yd Touchdown

Calhoun PAT is good

Trousdale 7, USJ 0

Drive: 22 yards in four plays, in 2:01.

Calhoun kicks off, out of bounds at 30. USJ ball at own 35

USJ BALL (6:54) J. Kirkland QB

1-10-U35 Pass intercepted by Dean at USJ 45

TROUSDALE COUNTY BALL (6:48) Cothron QB

1-10-U44 Calhoun churns up middle for 2 (Scott)

2-8-U42 Woodmore stacked up after loss of 1 (Forbes)

3-9-U43 Hicks tries left side cutback again for 3 (Scott)

Penalty on play. Clipping on TCHS, declined.

4-6-U40 Cothron back to punt, 21-yard punt taken at 19 by Haltom, returns three yards to 22 (Evitts). Penalty. Roughing the kicker.

15 yards, automatic first down

1-10-U25 Woodmore will not go down and gains 19 (J. Kirkland) FD

1-6-U6 Flags before play. TCHS in neutral zone. 5 yards.

1-11-U11 Woodmore opts for left side and gets 4 (Wilkerson)

2-7-U7 Woodmore moves right this time for 2 (Forbes)

3-5-U5 TIMEOUT USJ, their 1st (2:45)

3-5-U5 Penalty. False Start. 5 yards

3-10-U10 Woodmore over left tackle for paydirt. 10-yard 10 jaunt

Calhoun kick is good. (2:39)

TROUSDALE COUNTY 14, USJ 0

44 yards on 7 plays, 4:09 off the clock

Calhoun kicks off, downed at 32

USJ BALL (2:39) J. Kirkland QB

1-10-U32 Kirkland pass left complete to Haltom for 9 (Hicks)

2-1-U41 Kirkland rolls right pass complete to McNatt for 9.

Penalty. Holding, 13 yards.

2-14-U28 Garrett takes draw up the middle for 6 (Puzzo)

3-8-U34 TIMEOUT UNIVERSITY SCHOOL (2:09)

3-8-U34 Kirkland throws incomplete for McNatt

4-8-U34 Kirkland pass incomplete, intended for McNatt

TROUSDALE COUNTY BALL (1:59) Hicks QB

1-10-U34 Hicks up the gut for 8 (Wilkerson)

2-2-U26 Hicks sneaks for gain of 3 (Leslie) FD

1-10-U23 Hicks falls on ball for loss of 1

2-11-U24 Hicks kneels for loss of 1 and clock runs out

TROUSDALE Co

Defensive Statistics

TOTALS

PLAYER	NO.	TACKLES	ASSISTS	INT.	FUMBLE RECOVERY	QB SACKS	OTHER	T	A	INT	FR	SACK	O.
VALENTINE	80	III					TACKLE -4	3	0				
HELM	68	III	II					3	2				
EVITTS	61	III	I			-11		3	1			1 (-11)	
TOWNS	50	IIII	I					4	1				
LOCKE	84	I	I					1	1				
PUZZO	71	III						3	0				
CORNWELL	40	~~IIII~~ I	~~IIII~~ II					6	7				
HICKS	6	I						1	0				
DEAN	22	II		I			KNOCKDOWN PASS	2	0	(0) I			
WOODMORE	8	I	I					1	1				
COTHRON	16	II	I					2	1				
~~JACKSON~~	~~[illegible]~~	~~[illegible]~~	~~[illegible]~~										
		29											

Defensive Statistics

University School

TOTALS

PLAYER	NO.	TACKLES	ASSISTS	INT.	FUMBLE RECOVERY	QB SACKS	OTHER	T	A	INT	FR	SACK	O.
SCOTT	51	II	III					2	3				
LESLIE	77	II	I					2	1				
WILSON	76	III						3	0				
BROWER	66	~~IIII~~ IIII	IIII					9	4				
ELDRIDGE	68	III	I					3	1				
LONDE	32	~~IIII~~	III					5	3				
WILKERSON	88	~~IIII~~ II	II					7	2				
HALTOM	16	~~IIII~~	I					6	1				
KIRKLAND	10	IIII						4	0				
FORBES	42	~~IIII~~ III	III				T 3 Loss	8	3				
GARRETT	34	[redacted] II	II					2	2				
PATRICK	50	II						2	0				
McNATT	7		I					0	1				
KIRKENDOL	74	II						2	0				
		55											

1992 Class A Football Playoffs

November 13 - December 12, 1992

First Round		Second Round		Quarterfinals		Semifinals		Championship		
Cloudland (8-2)	14									
Fri. Nov. 13 7:30 PM		Cloudland	6							
Coalfield (8-2)	8			Greenback	28					
		Fri. Nov. 20 7:30 PM								
Greenback (6-4)	42									
Fri. Nov. 13 7:30 PM		Greenback	28							
South Pittsburg (5-5)	12					Greenback	12			
				Fri. Nov. 27 7:30 PM						
Friendship Christian (4-6)	7									
Fri. Nov. 13 7:30 PM		Friendship Christian	0							
Monterey (6-3)	6									
		Fri. Nov. 20 7:30 PM		Davidson Academy	0					
Davidson Academy (9-1)	33									
Fri. Nov. 13 7:30 PM		Davidson Academy	32					Oneida	13	
McEwen (6-4)	18									
						Fri. Dec. 4 7:30 PM				
East Robertson (9-0)	21									
Fri. Nov. 13 7:30 PM		East Robertson	0							
DCA (7-3)	0									
		Fri. Nov. 20 7:30 PM		Trousdale Co.	8					
Trousdale Co. (9-1)	37									
Fri. Nov. 13 7:30 PM		Trousdale Co.	20							
Celina (4-6)	7									
				Fri. Nov. 27 7:30 PM						
Copper Basin (8-2)	11					Oneida	17			
OT										
Fri. Nov. 13 7:30 PM		Copper Basin	0							
Midway (3-7)	8									
		Fri. Nov. 20 7:30 PM		Oneida	17					
Oneida (9-1)	55									
Fri. Nov. 13 7:30 PM		Oneida	44							
North Greene (4-4)	7									
								Sat. Dec. 12 12 PM Clinci Bowl @ Vanderbilt		**Oneida** STATE CHAMPION
Moore Co. (9-1)	28									
Fri. Nov. 13 7:30 PM		Moore Co.	28							
Collinwood (5-5)	27			Spring Hill	28					
		2 OT Fri. Nov. 20 7:30 PM								
Spring Hill (9-1)	39									
Fri. Nov. 13 7:30 PM		Spring Hill	30							
Richland (3-6)	0					Spring Hill	14			
				Fri. Nov. 27 7:30 PM						
Dresden (9-1)	30									
Fri. Nov. 13 7:30 PM		Dresden	6							
Lake Co. (5-4)	18									
		Fri. Nov. 20 7:30 PM		USJ	0					
USJ (9-4)	28									
Fri. Nov. 13 7:30 PM		USJ	20							
St. Benedict (7-2)	6									
						Fri. Dec. 4 7:30 PM				
FACS (8-1)	55									
Fri. Nov. 13 7:30 PM		FACS	6					BGA	10	
Jackson Christian (3-6)	34									
		Fri. Nov. 20 7:30 PM		Hollow Rock-Bruceton	7					
Peabody (5-4)	28									
Fri. Nov. 13 7:30 PM		Hollow Rock-Bruceton	41							
Hollow Rock-Bruceton (8-2)	31									
				Fri. Nov. 27 7:30 PM						
Forrest (6-4)	7					BGA	17			
Fri. Nov. 13 7:30 PM		Forrest	0							
Mt. Pleasant (6-4)	6									
		Fri. Nov. 20 7:30 PM		BGA	12					
BGA (10-0)	56									
Fri. Nov. 13 7:30 PM		BGA	21							
Huntland (5-5)	12									

Notes:

1991 Class A Football Playoffs

November 15 - December 14, 1991

First Round		Second Round		Quarterfinals		Semifinals		Championship		
Cloudland (10-0)	6									
Fri. Nov. 15 7:30 PM		Oneida	7							
Oneida (9-1)	28			Greenback	6					
		OT Fri. Nov. 22 7:30 PM								
South Pittsburg (5-5)	8									
Fri. Nov. 15 7:30 PM		Greenback	13							
Greenback (8-2)	35					FRA	24			
				Fri. Nov. 29 7:30 PM						
Celina (6-4)	27									
Fri. Nov. 15 7:30 PM		Celina	6							
Friendship Christian (5-5)	21									
		Fri. Nov. 22 7:30 PM								
FRA (8-2)	42			FRA	8					
Fri. Nov. 15 7:30 PM		FRA	43					FRA	27	
McEwen (6-4)	0									
						Fri. Dec. 6 7:30 PM				
East Robertson (9-0)	28									
Fri. Nov. 15 7:30 PM		East Robertson	6							
Davidson Academy (7-3)	20			Trousdale Co.	7					
		Fri. Nov. 22 7:30 PM								
Trousdale Co. (8-2)	42									
Fri. Nov. 15 7:30 PM		Trousdale Co.	10							
Monterey (9-1)	0									
				Fri. Nov. 29 7:30 PM						
Whitwell (8-2)	47					Whitwell	7			
Fri. Nov. 15 7:30 PM		Whitwell	21							
Midway (4-6)	12									
		Fri. Nov. 22 7:30 PM		Whitwell	28					
Coalfield (8-2)	35									
Fri. Nov. 15 7:30 PM		Coalfield	0							
Unaka (7-3)	14							Sat. Dec. 14 12 PM Clinci Bowl @ Vanderbilt		**FRA** STATE CHAMPION
Moore Co. (10-0)	54									
Fri. Nov. 15 7:30 PM		Moore Co.	28							
Collinwood (4-6)	6			Moore Co.	11					
		Fri. Nov. 22 7:30 PM								
BGA (8-2)	3									
Fri. Nov. 15 7:30 PM		Forrest	0							
Forrest (4-6)	6					Hollow Rock-Bruceton	7			
				Fri. Nov. 29 7:30 PM						
Hollow Rock-Bruceton (6-4)	9									
Fri. Nov. 15 7:30 PM		Hollow Rock-Bruceton	17							
Lake Co. (7-3)	6									
		Fri. Nov. 22 7:30 PM		Hollow Rock-Bruceton	42					
Adamsville (8-2)	15									
Fri. Nov. 15 7:30 PM		Adamsville	6							
FACS (8-2)	7									
						Fri. Dec. 6 7:30 PM				
Bishop Byrne (5-5)	14									
Fri. Nov. 15 7:30 PM		USJ	6							
USJ (8-2)	32							Peabody	8	
				Peabody	14					
		Fri. Nov. 22 7:30 PM								
Peabody (7-1)	26									
Fri. Nov. 15 7:30 PM		Peabody	28							
Dresden (6-4)	0									
				Fri. Nov. 29 7:30 PM						
Huntland (7-3)	0									
Fri. Nov. 15 7:30 PM		Mt. Pleasant	28							
Mt. Pleasant (8-2)	29					Peabody	28			
		Fri. Nov. 22 7:30 PM								
Spring Hill (8-2)	46			Mt. Pleasant	13					
Fri. Nov. 15 7:30 PM		Spring Hill	20							
Cascade (5-4)	8									

Notes:

1990 Class A Football Playoffs

November 9 - November 9, 1990

First Round		Second Round		Quarterfinals		Semifinals		Championship		
Cloudland (8-2)	0									
Fri. Nov. 9 7:30 PM		Oneida	0							
Oneida (8-2)	15			Knoxville Webb	24					
		Fri. Nov. 16 7:30 PM								
Knoxville Webb (9-1)	41									
Fri. Nov. 9 7:30 PM		Knoxville Webb	33							
Chattanooga City (3-7)	0					FRA	14			
				Fri. Nov. 23 7:30 PM						
Celina (10-0)	35									
Fri. Nov. 9 7:30 PM		Celina	13							
Friendship Christian (9-1)	0									
		Fri. Nov. 16 7:30 PM								
FRA (9-1)	29			FRA	28					
Fri. Nov. 9 7:30 PM		FRA	21					Trousdale Co.	14	
Harpeth (4-6)	0									
						Fri. Nov. 30 7:30 PM				
East Robertson (7-3)	6									
Fri. Nov. 9 7:30 PM		DCA	6							
DCA (7-3)	35			Trousdale Co.	35					
		Fri. Nov. 16 7:30 PM								
Trousdale Co. (9-0)	38									
Fri. Nov. 9 7:30 PM		Trousdale Co.	52							
Monterey (4-6)	0									
				Fri. Nov. 23 7:30 PM						
South Pittsburg (5-4)	7					Trousdale Co.	18			
Fri. Nov. 9 7:30 PM		Greenback	0							
Greenback (8-2)	16									
		Fri. Nov. 16 7:30 PM		Coalfield	0					
Coalfield (9-0)	12									
Fri. Nov. 9 7:30 PM		Coalfield	15							
Unaka (4-6)	0									
								Sat. Dec. 8 12 PM Clinic Bowl @ Vanderbilt		**Trousdale Co.** STATE CHAMPION
Moore Co. (7-2)	7									
Fri. Nov. 9 7:30 PM		Mt. Pleasant	14							
Mt. Pleasant (3-7)	14			Mt. Pleasant	12					
		Fri. Nov. 16 7:30 PM								
Spring Hill (8-2)	20									
Fri. Nov. 9 7:30 PM		Richland	7							
Richland (6-4)	21					Hollow Rock-Bruceton	30			
				Fri. Nov. 23 7:30 PM						
Hollow Rock-Bruceton (9-0)	12									
Fri. Nov. 9 7:30 PM		Hollow Rock-Bruceton	44							
Greenfield (7-3)	7									
		Fri. Nov. 16 7:30 PM		Hollow Rock-Bruceton	20					
USJ (7-3)	0									
Fri. Nov. 9 7:30 PM		FACS	9							
FACS (6-3)	6									
						Fri. Nov. 30 7:30 PM				
Bishop Byrne (9-1)	41									
Fri. Nov. 9 7:30 PM		Bishop Byrne	13							
Middleton (3-7)	0							Hollow Rock-Bruceton	7	
				Halls	14					
		Fri. Nov. 16 7:30 PM								
Halls (7-3)	18									
Fri. Nov. 9 7:30 PM		Halls	14							
West Carroll (8-2)	14									
				Fri. Nov. 23 7:30 PM						
Forrest (6-3)	9					Wayne Co.	0			
Fri. Nov. 9 7:30 PM		Columbia Academy	0							
Columbia Academy (3-7)	13									
		Fri. Nov. 16 7:30 PM		Wayne Co.	20					
Wayne Co. (9-1)	42									
Fri. Nov. 9 7:30 PM		Wayne Co.	37							
Huntland (4-6)	6									

Notes:

NCAA QUICKIE STATISTICS

First Quarter | Half | Third Quarter | Final
(Circle One)

TEAM

	Trousdale Co. (Visitors)	Bruceton (Home)
Score	14	7
First Downs	10	7
Rushes—Yardage (Net)	41 — 285	30 — 103
Passing Yardage (Net)	9	82
Rushing—Yardage Lost	-40	-11
*Return Yardage (Net)	24	18
Passes—Att.-Comp.-Int.	2 — 1 - 0	12 — 5 - 2
Total Offense—Yards	294	185
Punts (Number-Average)	5 — 27.4	5 — 42.2
Fumbles—Lost	0 — 0	1 — 1
Penalties—Yards	5 — 43	3 — 30
Possession Time	24:27	23:33

*Return of Punts, Intercepted Passes and Fumbles (not kickoffs).

INDIVIDUAL LEADERS

Trousdale County — Visitors

Rushing	Att.	Net Yards	TD	Long
Dewayne Harper	13	139	2	92
Michael Mungle	13	53	0	14
Brian Gregory	11	91	0	55

Passing	Att.-Comp.-Int.	Yds.	TD	Sacks
Wenn Turner	2 - 1 - 0	9	0	0

Pass Receiving	No.	Yards	TD	Long
Troy Calhoun	1	9	0	9

Punting	No.	Avg.	Long
Corey Gammons	5	27.4	33

Bruceton — Home

Rushing	Att.	Net Yards	TD	Long
Jamie Williams	24	95	1	12

Passing	Att.-Comp.-Int.	Yds.	TD	Sacks
Jason Barker	11 - 4 - 2	63	0	0
Jamie Williams	1 - 1 - 0	19	0	0

Pass Receiving	No.	Yards	TD	Long
Bryan Bullington	4	66	0	24
Bedford Wortham	1	16	0	16

Punting	No.	Avg.	Long
Bryan Bullington	5	42.2	53

Copyright 1984 National Collegiate Athletic Association

Attendance: 12,000 (est.)

MVP- Dewayne Harper (Trousdale County)

TEAMS	1	2	3	4	TOTAL
Bruceton	0	0	7	0	7
Troussdale County	14	0	0	0	14

—SCORING SUMMARY—

TEAM SCORING	PLAYER SCORING AND HOW	QUARTER	EXTRA PT.	TIME REMAINING	KEY PLAY IN DRIVE—	SCORE NOW
TC	Dewayne Harper 17 yard run	1	Billy Allen kick	3:05	68 yards; 11 plays	7-0
TC	Harper 92 yard run	1	Allen kick	0:00	92 yards 1 play	14-0
B	Jamie Williams 3 yard run	3	Williams kick	1:51	54 yards 11 plays	14-7

1990

NCAA QUICKIE STATISTICS

First Quarter | Half | Third Quarter | Final

(Circle One)

TEAM

	Trousdale Co. (Visitors)	Bruceton (Home)
Score	14	0
First Downs	8	3
Rushes—Yardage (Net)	220	52
Passing Yardage (Net)	9	14
Rushing—Yardage Lost	-4	0
*Return Yardage (Net)	5	3
Passes—Att.-Comp.-Int.	1-1-0	5-1-1
Total Offense—Yards	229	66
Punts (Number-Average)	1-33.0	2-37.0
Fumbles—Lost	0-0	1-1
Penalties—Yards	3-30	0-0
Possession Time	12:52	11:08

*Return of Punts, Intercepted Passes and Fumbles (not kickoffs).

INDIVIDUAL LEADERS

Trousdale Co. (Visitors)

Rushing	Att.	Net Yards	TD	Long
Dewayne Harper	8	144	2	92
Michael Munnie	9	55	0	14
Brian Gregory	5	13	0	3

Passing	Att.-Comp.-Int.	Yds.	TD	Sacks
Wenn Turner	1-1-0	9	0	0

Pass Receiving	No.	Yards	TD	Long
Troy Calhoun	1	9	0	9

Punting	No.	Avg.	Long
Corey Gammons	1	33.0	33

Bruceton (Home)

Rushing	Att.	Net Yards	TD	Long
Jamie Williams	12	47	0	9

Passing	Att.-Comp.-Int.	Yds.	TD	Sacks
Jason Barker	5-1-1	14	0	0

Pass Receiving	No.	Yards	TD	Long
Bryan Bullington	1	14	0	14

Punting	No.	Avg.	Long
Bryan Bullington	2	37.0	43

Copyright 1984 National Collegiate Athletic Association

Defensive Statistics

TOTALS

PLAYER	NO.	TACKLES	ASSISTS	INT.	FUMBLE RECOVERY	QB SACKS	OTHER	T	A	INT	FR	SACK	O
[redacted] TROUSDALE CO.													
BILLY ALLEN	52	1' 11	11'					3	2				
WAYNE HAWKINS	60	111' 11	1					5	1				
JOHN HENN	62	11' 1	1' 1					3	2				
SHANE MCGOWAN	68	1' 11	11'					3	2				
COREY GAMMONS	84	111'	1'					3	1				
TROY SCHABACKER	63												
MICHAEL MUNGLE	30	1111' 111	1					7	1				
DEWAYNE HARPER	32	11' 1	11' 1		1'			3	3		1		
BRIAN GREGORY	40	11' 111	1' 11					5	3				
BRIAN HAWKINS	28	1' 11						3					
TROY CALHOUN	22		11' 11	1'					4	1-5			
SHERROD HICKS	6	1'						1					
WENN TURNER	14	1' 111	1	1				4	1	1-0			

Defensive Statistics

TOTALS

PLAYER	NO.	TACKLES	ASSISTS	INT.	FUMBLE RECOVERY	QB SACKS	OTHER	T	A	INT	FR	SACK	O
BRUCETON													
KEITH THOMASON	88	1'1	1'1					2	1				
JAMIE WILLIAMS	10	1111'~~1111~~	11'1					9	3				
CASEY CORDER	61	11						2					
BRYAN BULLINGTON	80	~~1111~~'1111	1'1					9	2				
ALAN ROBISON	81		11'						2				
COREY HOCKMAN	65	1'11	1'					3	1				
VINCE GRAY	75	11'						2					
RYAN BULLINGTON	68	11'						2					
LARRY DOBSON	23	1'	11'					1	2				
KEN LUCKETT	24	11'1	111'1					3	4				
BEDFORD WORTHAM	20	111'11	11'					5	2				
RICKY WALLACE	66	1						1					
SCOTT HOLLINGSWORTH	64	1						1					

1989 Class A Football Playoffs

November 10 - December 9, 1989

Notes:

1988 Class A Football Playoffs

November 4 - December 3, 1988

Notes:

1978 Class AA Football Playoffs

November 10 - December 1, 1978

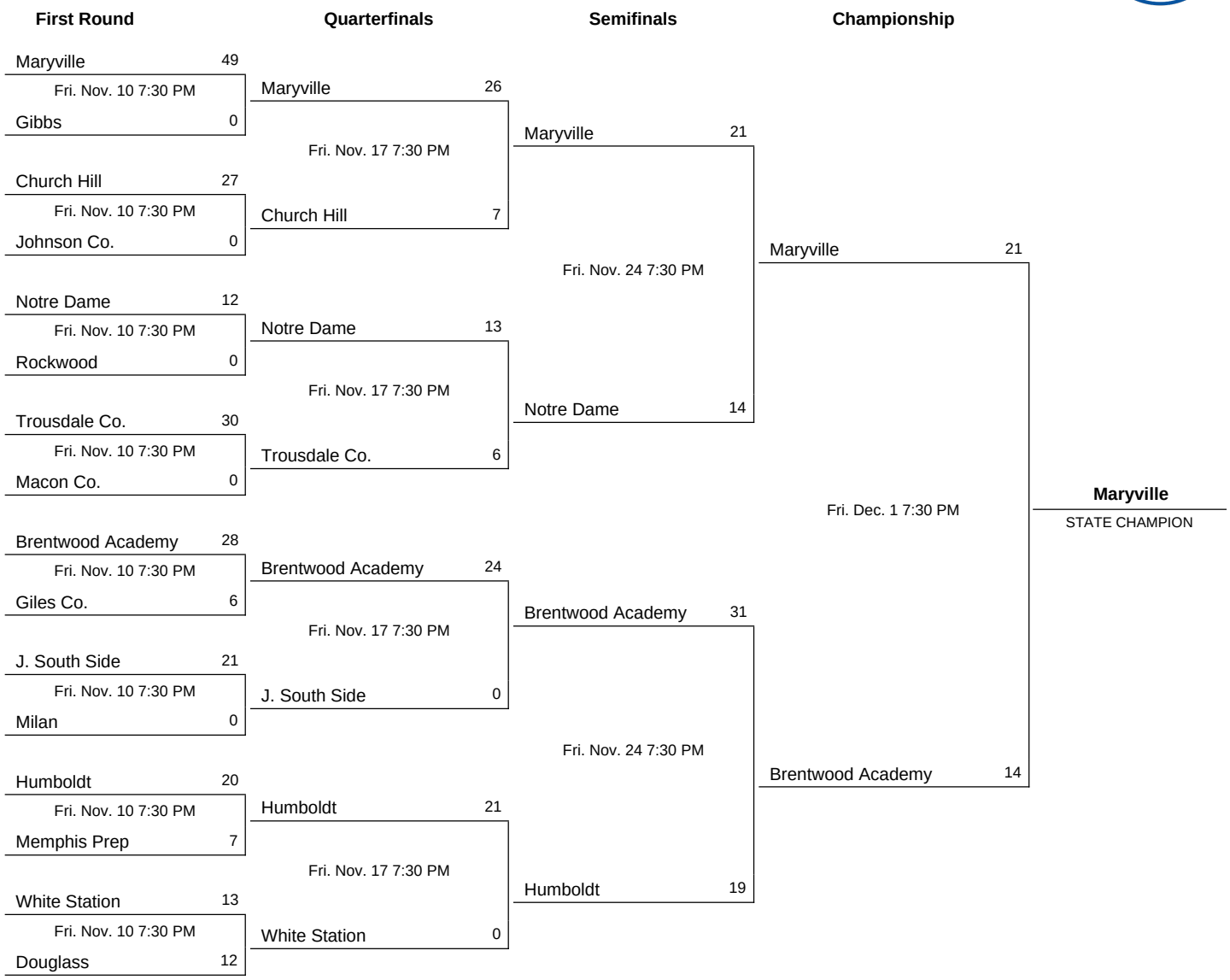

Notes:

1977 Class AA Football Playoffs

November 11 - December 2, 1977

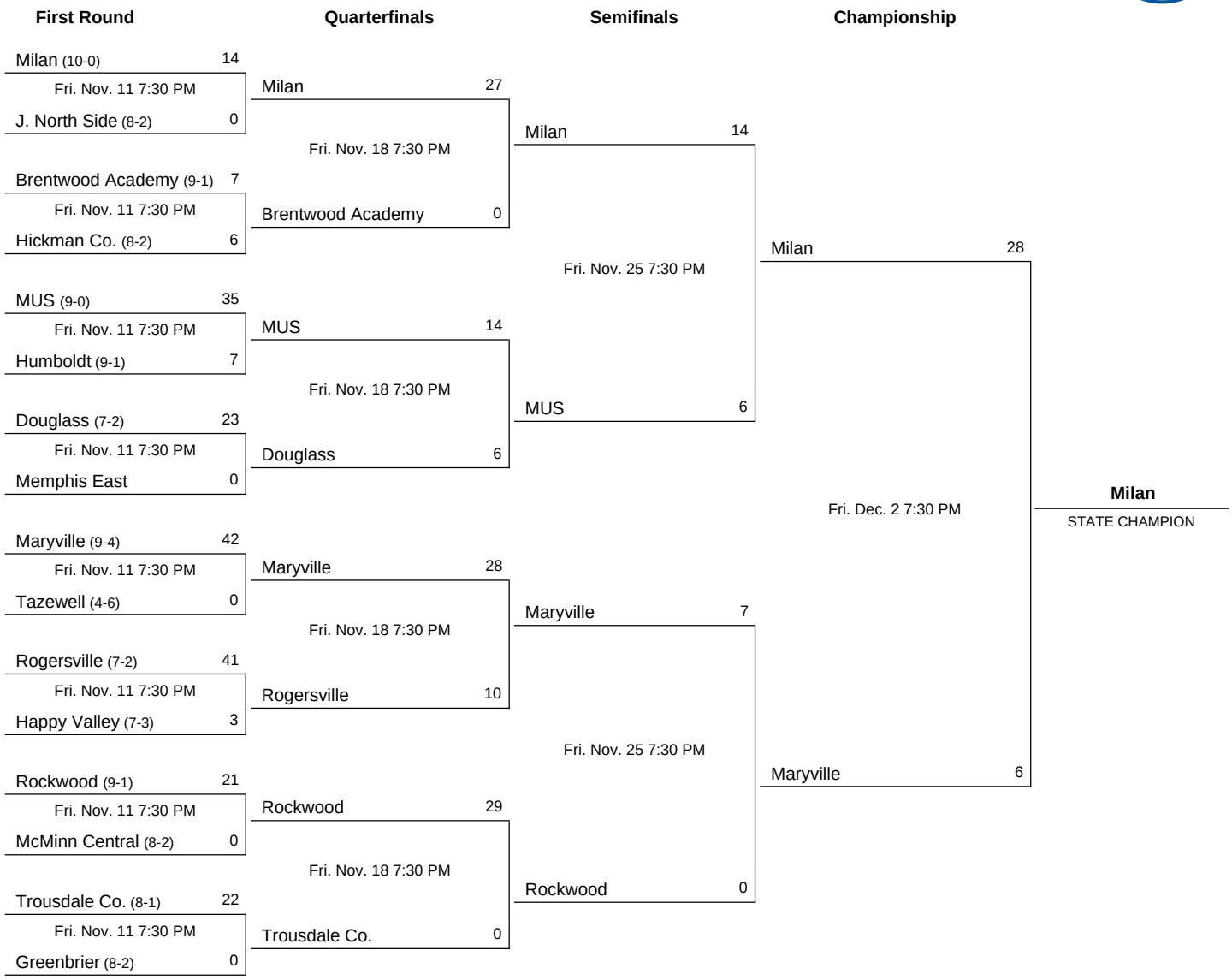

Notes:

1976 Class AA Football Playoffs

November 12 - November 26, 1976 ·

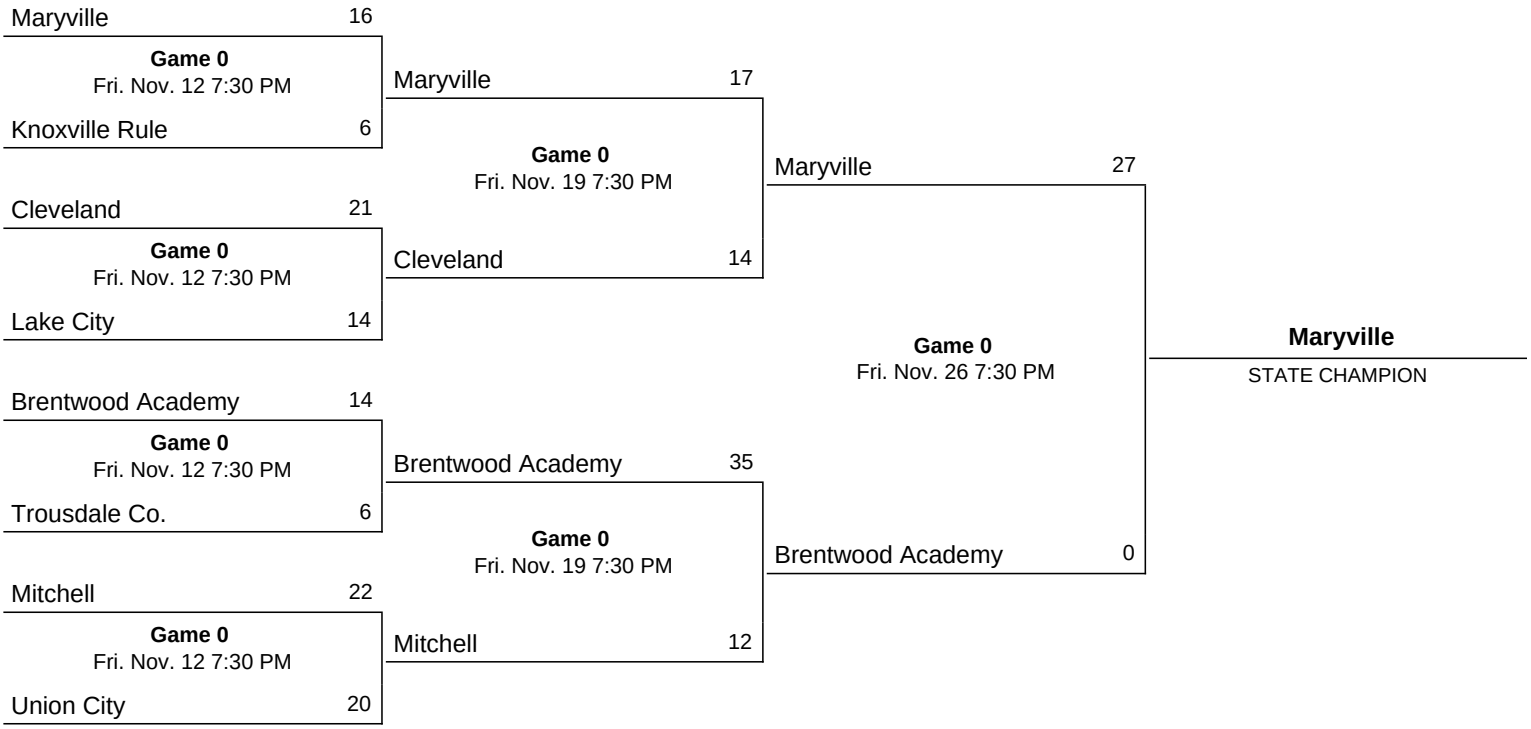

1975 Class AA Football Playoffs

November 14 - November 28, 1975 ·

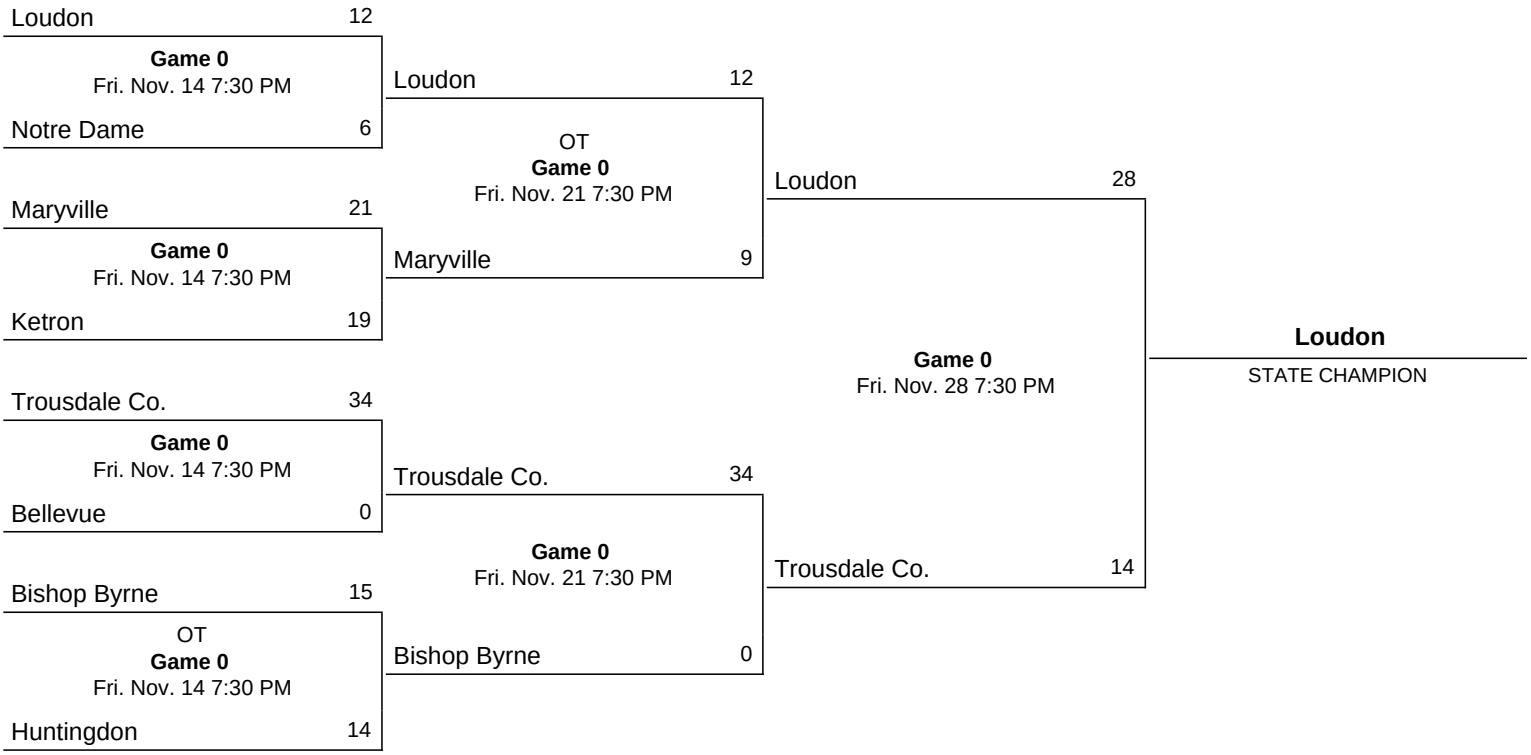

1974 Class AA Football Playoffs

November 22 - December 6, 1974 ·

1973 Class AA Football Playoffs

November 23 - December 7, 1973 ·

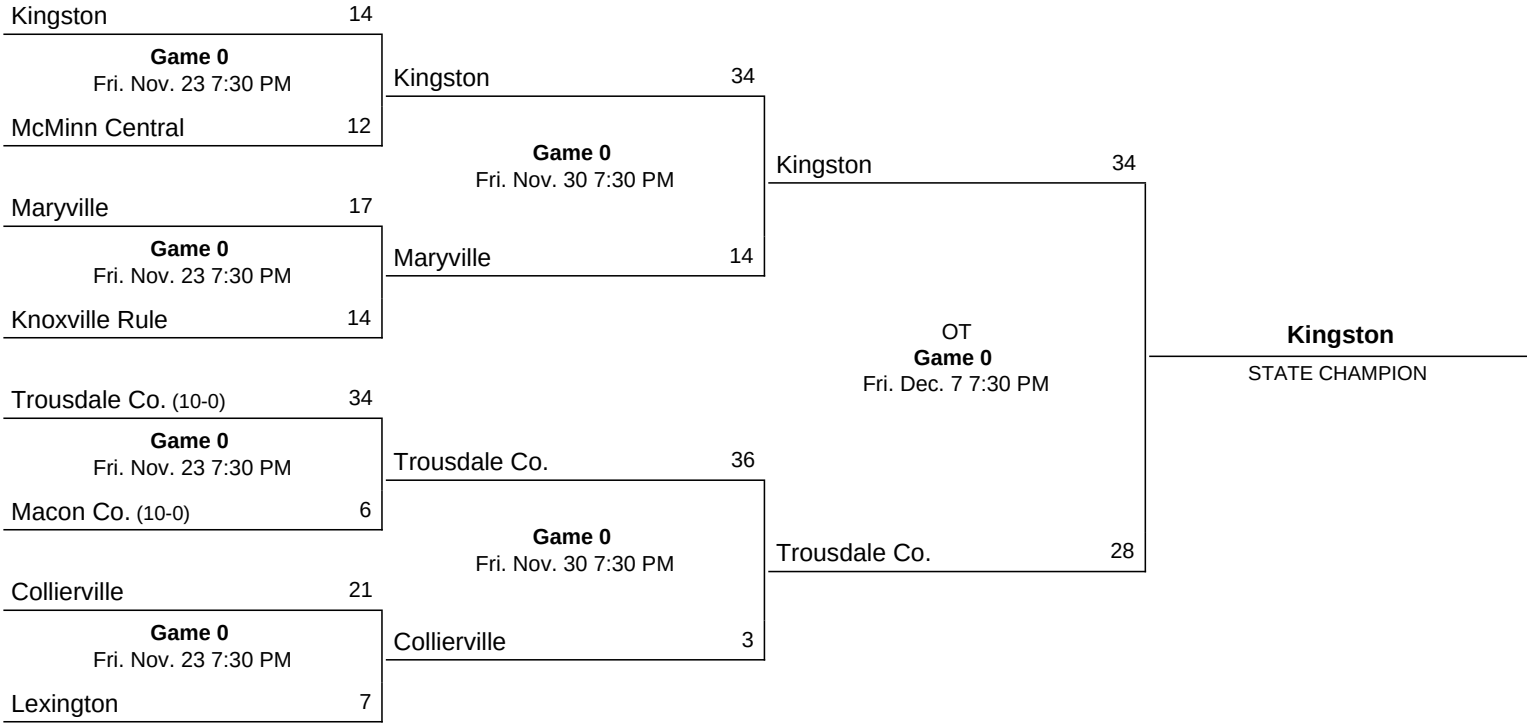

1972 Class AA Football Playoffs
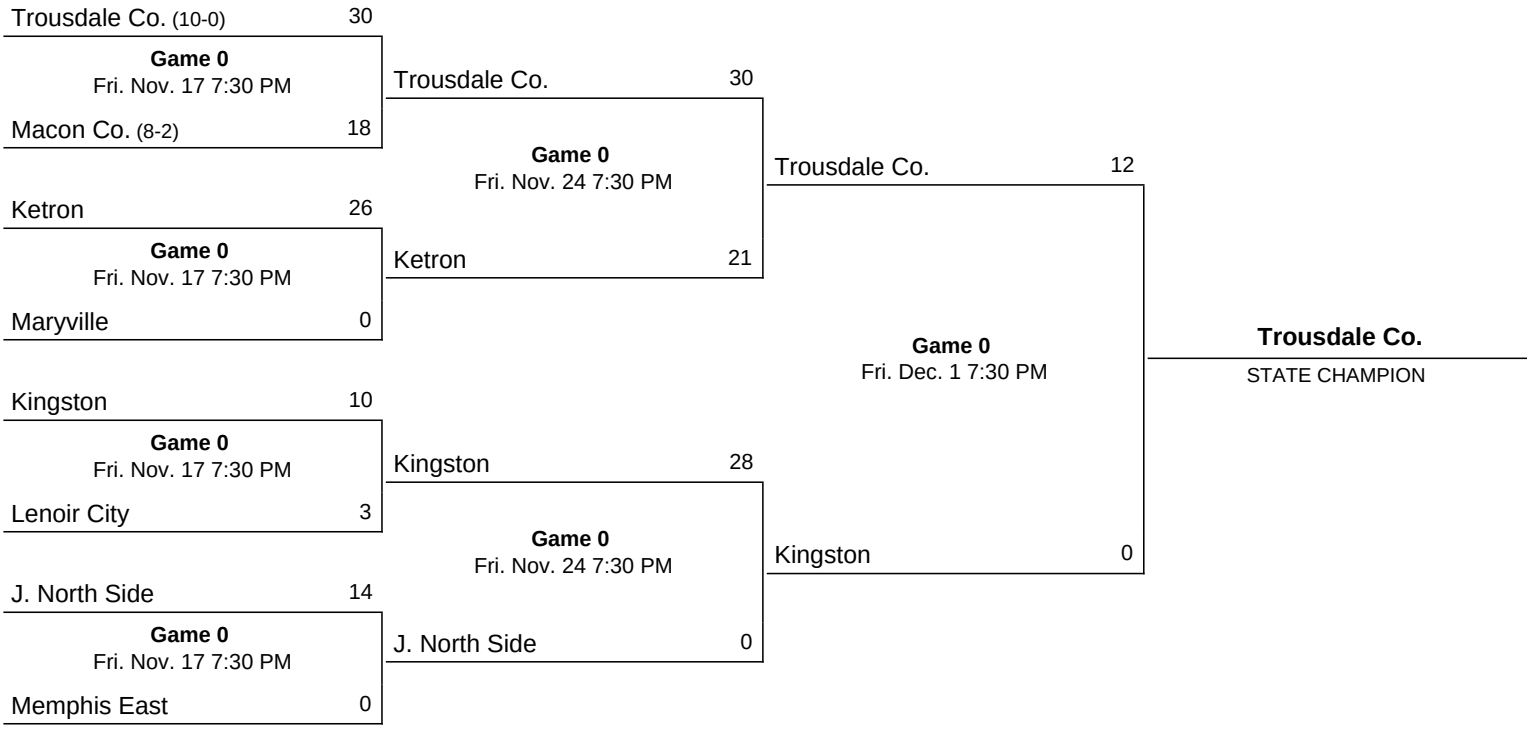
November 17 - December 1, 1972 ·