Shelbyville Central High School
Girls' Basketball
Shelbyville, TN

POSTSEASON HISTORY REPORT
GENERATED APRIL 17, 2024

Summary

Championship Record: 54-11
Appearances (23): 2008, 2006, 2004, 2003, 2001, 2000, 1997, 1995, 1994, 1992, 1991, 1990, 1989, 1988, 1987, 1986, 1985, 1984, 1980, 1974, 1965, 1964, 1963
Finals Appearances/Runners-up (18): 1964, 1974, 1984, 1985, 1986, 1988, 1989, 1990, 1991, 1992, 1994, 1995, 1997, 2000, 2001, 2003, 2004, 2006
Championships (12): 2004, 2003, 2001, 2000, 1995, 1992, 1991, 1990, 1989, 1986, 1974, 1964

Finals Appearances

Year	Class	Award	Detail
1964		Team Champions	(34-0)
1974	Large	Team Champions	(28-6)
1984	Class AAA	Team Runner-Up	(26-8)
1985	Class AAA	Team Runner-Up	(29-5)
1986	Class AAA	Team Champions	(39-0)
1988	Class AAA	Team Runner-Up	(33-4)
1989	Class AAA	Team Champions	(36-0)
1990	Class AAA	Team Champions	(35-0)
1991	Class AAA	Team Champions	(33-0)
1992	Class AAA	Team Champions	(32-4)
1994	Class AAA	Team Runner-Up	(31-5)
1995	Class AAA	Team Champions	(33-2)
1997	Class AAA	Team Runner-Up	(28-4)
2000	Class AAA	Team Champions	(33-5)
2001	Class AAA	Team Champions	
2003	Class AAA	Team Champions	(37-1)
2004	Class AAA	Team Champions	(31-5)
2006	Class AAA	Team Runner-Up	(29-7)

Awards

Year	Award	Name	Class
1984	Most Valuable Player	Angela Moorehead	Class AAA
1986	Most Valuable Player	Anglea Moorehead	Class AAA
1987	Miss Basketball	Angela Moorehead	Class AAA
1988	Most Valuable Player	Misty Lamb	Class AAA
1989	Miss Basketball	Misty Lamb	Class AAA
1989	Most Valuable Player	Misty Lamb	Class AAA
1991	Miss Basketball	Tiffany Woosley	Class AAA
1991	Most Valuable Player	Michelle Johnson	Class AAA
1994	Miss Basketball	Conswella Sparrow	Class AAA
1994	Most Valuable Player	Conswella Sparrow	Class AAA
1995	Miss Basketball	Conswella Sparrow	Class AAA
2000	Most Valuable Player	Abi Ramsey	Class AAA
2001	Most Valuable Player	Abi Ramsey	Class AAA
2002	Miss Basketball	Ashley Johnson	Class AAA
2003	Most Valuable Player	Ashleigh Newman	Class AAA
2004	Most Valuable Player	Ashleigh Newman	Class AAA
2004	Miss Basketball	Alex Fuller	Class AAA

2008 Class AAA State Girls' Basketball Tournament

March 5 - March 8, 2008 · Middle Tennessee State University - Murfreesboro

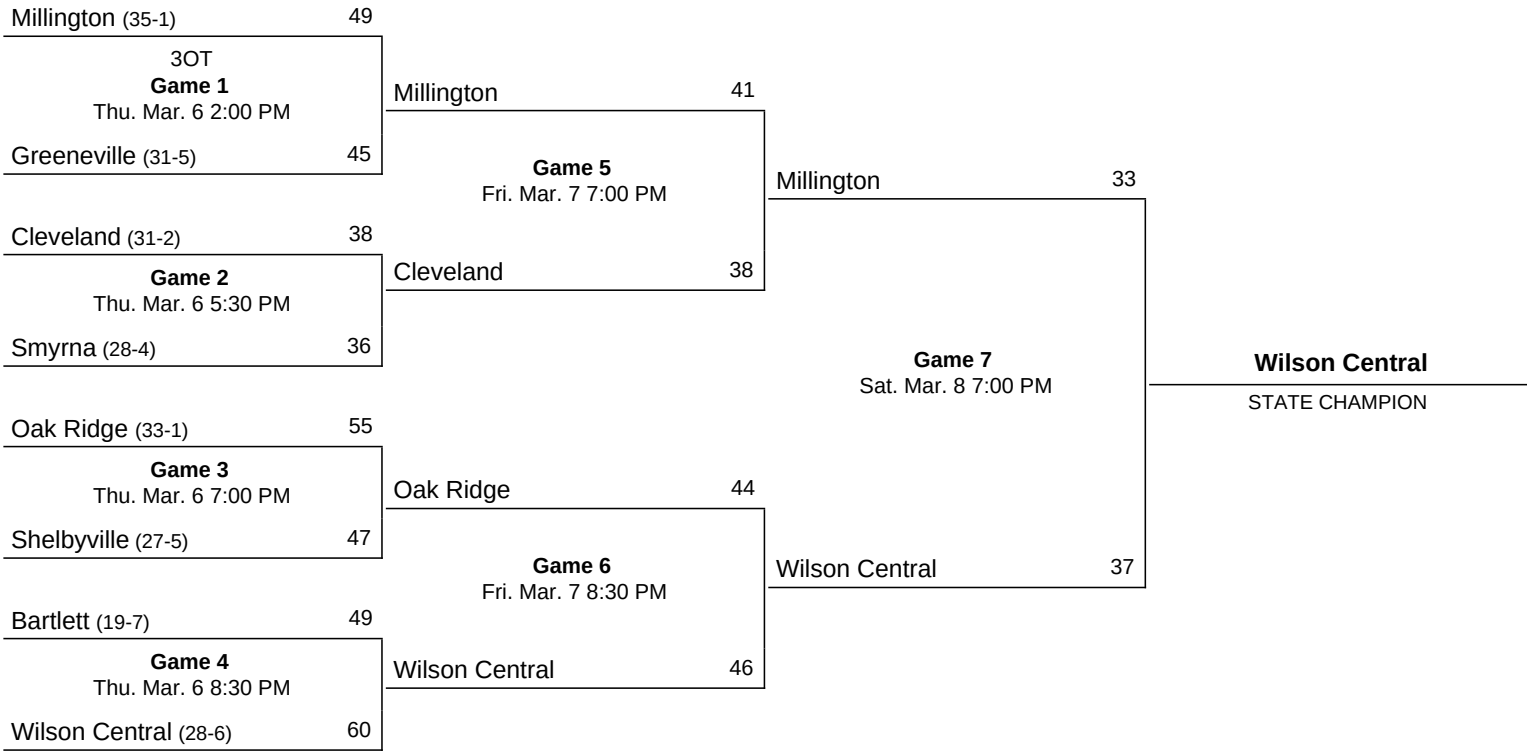

Shelbyville vs Oak Ridge (03/06/08 at Murfreesboro, TN (Murphy Center))

Official Basketball Box Score

Official Basketball Box Score
Shelbyville vs Oak Ridge
03/06/08 7:00 PM at Murfreesboro, TN (Murphy Center)

VISITORS: Shelbyville 27-6

##	Player Name		TOT-FG FG-FGA	3-PT FG-FGA	FT-FTA	REBOUNDS OF	DE	TOT	PF	TP	A	TO	BLK	S	MIN
04	Johnson, Sha'Para...	*	2-6	0-2	5-6	2	2	4	2	9	2	4	0	2	31
14	Graves, Janie.....	*	0-1	0-0	2-2	0	1	1	3	2	4	6	0	1	18
20	Phelps, Ceny.....	*	4-12	4-9	0-1	1	5	6	5	12	2	3	0	1	32
33	Dawson, Hannah.....	*	5-7	0-1	2-4	2	6	8	3	12	2	4	0	1	30
44	Jarrell, Alex.....	*	6-8	0-0	0-0	1	3	4	3	12	1	3	3	3	32
22	Scott, Shan.....		0-0	0-0	0-0	0	0	0	0	0	0	1	0	0	2
23	Whorley, Kayla.....		0-1	0-1	0-0	0	1	1	1	0	1	2	0	0	15
	TEAM.....						2	2							
	Totals.....		17-35	4-13	9-13	6	20	26	17	47	12	23	3	8	160

TOTAL FG% 1st Half:	9-19 47.4%	2nd Half:	8-16 50.0%	Game: 48.6%	DEADB	
3-Pt. FG% 1st Half:	1-7 14.3%	2nd Half:	3-6 50.0%	Game: 30.8%	REBS	
F Throw % 1st Half:	2-2 100 %	2nd Half:	7-11 63.6%	Game: 69.2%	2	

HOME TEAM: Oak Ridge 34-1

##	Player Name		TOT-FG FG-FGA	3-PT FG-FGA	FT-FTA	REBOUNDS OF	DE	TOT	PF	TP	A	TO	BLK	S	MIN
10	Gipson, Autumn.....	*	0-1	0-0	0-0	1	0	1	2	0	0	0	0	0	10
20	Thompson, Reagan....	*	3-7	2-3	3-4	0	5	5	1	11	1	0	0	3	31
24	Jones, Kortni.....	*	9-16	2-3	2-3	0	3	3	1	22	8	6	0	2	28
32	Johnson, Tiffany....	*	0-0	0-0	0-0	0	0	0	1	0	1	1	0	1	21
50	Johnson, Kierra.....	*	6-14	0-0	2-3	8	3	11	3	14	0	4	0	1	30
12	Hazzard, Jazzmin....		2-7	0-0	0-2	1	1	2	2	4	1	1	0	1	20
22	McClanahan, Dequesha		2-8	0-0	0-3	1	0	1	2	4	0	2	0	3	20
	TEAM.....					5	2	7							
	Totals.....		22-53	4-6	7-15	16	14	30	12	55	11	14	0	11	160

TOTAL FG% 1st Half:	11-29 37.9%	2nd Half:	11-24 45.8%	Game: 41.5%	DEADB	
3-Pt. FG% 1st Half:	2-3 66.7%	2nd Half:	2-3 66.7%	Game: 66.7%	REBS	
F Throw % 1st Half:	1-3 33.3%	2nd Half:	6-12 50.0%	Game: 46.7%	3	

Officials: Angilean Ward Clear, Freddie Carpenter, Gerald Parish
Technical fouls: Shelbyville-None. Oak Ridge-None.
Attendance:

Score by Periods	1st	2nd	3rd	4th		Total
Shelbyville.....	13	8	17	9	-	47
Oak Ridge.....	14	11	14	16	-	55

Play-by-Play

Play-by-Play
Shelbyville vs Oak Ridge
03/06/08 7:00 PM at Murfreesboro, TN (Murphy Center)

1st PERIOD Play-by-Play (Page 1)

HOME TEAM: Oak Ridge	TIME	SCORE	MAR	VISITORS: Shelbyville
MISSED JUMPER by Thompson, Reagan	07:46			REBOUND (DEF) by Phelps, Ceny
	07:31			MISSED 3 PTR by Phelps, Ceny
	07:31			REBOUND (OFF) by Johnson, Sha'Para
	07:18			TURNOVR by Phelps, Ceny
MISSED JUMPER by Johnson, Kierra	07:01			
REBOUND (OFF) by (TEAM)	07:01			
MISSED JUMPER by Jones, Kortni	06:55			
REBOUND (OFF) by Johnson, Kierra	06:55			
MISSED JUMPER by Jones, Kortni	06:21			REBOUND (DEF) by Dawson, Hannah
	06:12	0-2	V 2	GOOD! LAYUP by Dawson, Hannah [PNT]
	06:12			ASSIST by Graves, Janie
MISSED JUMPER by Johnson, Kierra	05:57			BLOCK by Jarrell, Alex
REBOUND (OFF) by (TEAM)	05:55			
GOOD! JUMPER by Jones, Kortni	05:09	2-2	T 1	
	04:55			TURNOVR by Graves, Janie
STEAL by Jones, Kortni	04:54			

GOOD! LAYUP by Jones, Kortni [PNT]	04:51	4-2	H 2	
REBOUND (DEF) by Jones, Kortni	04:36			MISSED 3 PTR by Phelps, Ceny
MISSED JUMPER by Johnson, Kierra	04:25			REBOUND (DEF) by Phelps, Ceny
	04:10			MISSED JUMPER by Dawson, Hannah
	04:10			REBOUND (OFF) by Johnson, Sha'Para
	04:07	4-4	T 2	GOOD! JUMPER by Johnson, Sha'Para
GOOD! 3 PTR by Thompson, Reagan	03:48	7-4	H 3	
ASSIST by Jones, Kortni	03:48			
FOUL by Gipson, Autumn (P1T1)	03:40			
SUB IN : Hazzard, Jazzmin	03:40			
SUB OUT: Gipson, Autumn	03:40			
	03:29	7-6	H 1	GOOD! JUMPER by Johnson, Sha'Para
MISSED 3 PTR by Jones, Kortni	03:15			REBOUND (DEF) by Phelps, Ceny
FOUL by Johnson, Tiffany (P1T2)	03:00	7-7	T 3	GOOD! FT SHOT by Graves, Janie
	02:59	7-8	V 1	GOOD! FT SHOT by Graves, Janie
SUB IN : McClanahan, Dequesha	02:59			
SUB OUT: Johnson, Tiffany	02:59			
	02:47			FOUL by Phelps, Ceny (P1T1)
TURNOVR by Jones, Kortni	02:46			
FOUL by McClanahan, Dequesha (P1T3)	02:46			
	02:36	7-10	V 3	GOOD! LAYUP by Jarrell, Alex [PNT]
	02:36			ASSIST by Phelps, Ceny
MISSED JUMPER by Johnson, Kierra	02:22			
REBOUND (OFF) by Hazzard, Jazzmin	02:22			
GOOD! LAYUP by Thompson, Reagan [PNT]	02:01	9-10	V 1	
ASSIST by Jones, Kortni	02:01			
GOOD! FT SHOT by Thompson, Reagan	02:01	10-10	T 4	FOUL by Dawson, Hannah (P1T2)
REBOUND (DEF) by Thompson, Reagan	01:48			MISSED JUMPER by Graves, Janie
	01:34			SUB IN : Whorley, Kayla
	01:34			SUB OUT: Graves, Janie
GOOD! LAYUP by Hazzard, Jazzmin [PNT]	01:25	12-10	H 2	
ASSIST by Jones, Kortni	01:25			
REBOUND (DEF) by Jones, Kortni	01:02			MISSED JUMPER by Jarrell, Alex
GOOD! LAYUP by McClanahan, Dequesha [PNT]	00:54	14-10	H 4	
ASSIST by Jones, Kortni	00:53			
	00:53			TIMEOUT 30sec
SUB IN : Gipson, Autumn	00:53			
SUB IN : Johnson, Tiffany	00:53			
SUB OUT: Johnson, Kierra	00:53			
SUB OUT: Thompson, Reagan	00:53			
	00:27	14-13	H 1	GOOD! 3 PTR by Phelps, Ceny
	00:27			ASSIST by Dawson, Hannah
MISSED JUMPER by Hazzard, Jazzmin	00:04			REBOUND (DEF) by Dawson, Hannah
	00:01			TURNOVR by Johnson, Sha'Para
SUB IN : Thompson, Reagan	00:01			
SUB OUT: Gipson, Autumn	00:01			
MISSED JUMPER by Jones, Kortni	00:00			REBOUND (DEF) by (TEAM)

Oak Ridge 14, Shelbyville 13

2nd PERIOD Play-by-Play (Page 1)

HOME TEAM: Oak Ridge	TIME	SCORE	MAR	VISITORS: Shelbyville
SUB IN : McClanahan, Dequesha	08:00			SUB IN : Whorley, Kayla
SUB OUT: Gipson, Autumn	08:00			SUB OUT: Graves, Janie
REBOUND (DEF) by Johnson, Kierra	07:43			MISSED 3 PTR by Phelps, Ceny
TURNOVR by Johnson, Kierra	07:35			
	07:34			STEAL by Johnson, Sha'Para
REBOUND (DEF) by Johnson, Kierra	07:26			MISSED 3 PTR by Dawson, Hannah
TURNOVR by Johnson, Tiffany	07:19			
	07:18			STEAL by Phelps, Ceny
	07:02	14-15	V 1	GOOD! JUMPER by Jarrell, Alex
	07:02			ASSIST by Whorley, Kayla
TURNOVR by Johnson, Kierra	06:35			
	06:34			STEAL by Jarrell, Alex
	06:25			SUB IN : Graves, Janie
	06:25			SUB OUT: Johnson, Sha'Para
	06:18	14-17	V 3	GOOD! JUMPER by Jarrell, Alex [PNT]
	06:18			ASSIST by Dawson, Hannah
	05:55			FOUL by Graves, Janie (P1T3)
SUB IN : Hazzard, Jazzmin	05:55			
SUB OUT: Jones, Kortni	05:55			
MISSED JUMPER by McClanahan, Dequesha	05:33			REBOUND (DEF) by Phelps, Ceny
	05:18			TURNOVR by Phelps, Ceny
	05:17			SUB IN : Johnson, Sha'Para
	05:17			SUB OUT: Graves, Janie
MISSED JUMPER by Johnson, Kierra	04:59			REBOUND (DEF) by Johnson, Sha'Para
	04:49			MISSED 3 PTR by Whorley, Kayla
	04:49			REBOUND (OFF) by Dawson, Hannah
	04:48	14-19	V 5	GOOD! JUMPER by Dawson, Hannah [PNT]
TIMEOUT 30sec	04:44			
GOOD! 3 PTR by Jones, Kortni	04:10	17-19	V 2	
	03:46	17-21	V 4	GOOD! JUMPER by Jarrell, Alex [PNT]

	03:42			ASSIST by Phelps, Ceny
MISSED FT SHOT by Hazzard, Jazzmin	03:22			FOUL by Dawson, Hannah (P2T4)
REBOUND (OFF) by (DEADBALL)	03:22			
MISSED FT SHOT by Hazzard, Jazzmin	03:22			REBOUND (DEF) by Jarrell, Alex
	03:22			SUB IN : Scott, Shan
	03:22			SUB OUT: Dawson, Hannah
	03:01			TURNOVR by Scott, Shan
STEAL by Thompson, Reagan	03:00			
MISSED JUMPER by McClanahan, Dequesha	02:56			
REBOUND (OFF) by Johnson, Kierra	02:56			
TURNOVR by Johnson, Kierra	02:48			STEAL by Jarrell, Alex
	02:38			TURNOVR by Jarrell, Alex
GOOD! JUMPER by Johnson, Kierra	02:22	19-21	V 2	
ASSIST by Jones, Kortni	02:22			
REBOUND (DEF) by Thompson, Reagan	02:05			MISSED 3 PTR by Phelps, Ceny
MISSED LAYUP by McClanahan, Dequesha	01:55			
REBOUND (OFF) by Johnson, Kierra	01:55			
GOOD! JUMPER by Johnson, Kierra [PNT]	01:52	21-21	T 5	
SUB IN : Jones, Kortni	01:39			
SUB OUT: Johnson, Tiffany	01:39			
REBOUND (DEF) by Jones, Kortni	01:37			MISSED JUMPER by Johnson, Sha'Para
MISSED JUMPER by Johnson, Kierra	01:31			
REBOUND (OFF) by Johnson, Kierra	01:31			
MISSED JUMPER by Johnson, Kierra	01:29			
REBOUND (OFF) by Johnson, Kierra	01:29			
GOOD! JUMPER by Johnson, Kierra [PNT]	01:27	23-21	H 2	
	01:05			TURNOVR by Whorley, Kayla
SUB IN : Gipson, Autumn	01:05			
SUB IN : Johnson, Tiffany	01:05			
SUB OUT: Hazzard, Jazzmin	01:05			
SUB OUT: McClanahan, Dequesha	01:05			
	01:04			SUB IN : Dawson, Hannah
	01:04			SUB IN : Graves, Janie
	01:04			SUB OUT: Scott, Shan
	01:04			SUB OUT: Whorley, Kayla
GOOD! JUMPER by Jones, Kortni [PNT]	00:37	25-21	H 4	
	00:27			TURNOVR by Phelps, Ceny
MISSED JUMPER by Gipson, Autumn	00:03			BLOCK by Jarrell, Alex
REBOUND (OFF) by (TEAM)	00:02			
SUB IN : Hazzard, Jazzmin	00:02			
SUB OUT: Gipson, Autumn	00:02			
MISSED JUMPER by Johnson, Kierra	00:01			
REBOUND (OFF) by (TEAM)	00:01			

Oak Ridge 25, Shelbyville 21

3rd PERIOD Play-by-Play (Page 1)

HOME TEAM: Oak Ridge	TIME	SCORE	MAR	VISITORS: Shelbyville
MISSED JUMPER by Thompson, Reagan	07:25			REBOUND (DEF) by Phelps, Ceny
FOUL by Thompson, Reagan (P1T1)	07:15	25-22	H 3	GOOD! FT SHOT by Dawson, Hannah
	07:15	25-23	H 2	GOOD! FT SHOT by Dawson, Hannah
	07:07			FOUL by Phelps, Ceny (P2T1)
MISSED JUMPER by Jones, Kortni	06:51			REBOUND (DEF) by Dawson, Hannah
STEAL by Jones, Kortni	06:42			TURNOVR by Jarrell, Alex
TURNOVR by Jones, Kortni	06:39			
	06:38			STEAL by Graves, Janie
	06:30	25-26	V 1	GOOD! 3 PTR by Phelps, Ceny
	06:30			ASSIST by Johnson, Sha'Para
GOOD! LAYUP by Jones, Kortni [PNT]	05:55	27-26	H 1	
	05:46	27-29	V 2	GOOD! 3 PTR by Phelps, Ceny
	05:46			ASSIST by Graves, Janie
	05:24			FOUL by Graves, Janie (P2T2)
SUB IN : Hazzard, Jazzmin	05:24			
SUB IN : McClanahan, Dequesha	05:24			
SUB OUT: Gipson, Autumn	05:24			
SUB OUT: Johnson, Tiffany	05:24			
MISSED JUMPER by McClanahan, Dequesha	05:05			
REBOUND (OFF) by McClanahan, Dequesha	05:05			
MISSED JUMPER by McClanahan, Dequesha	05:02			REBOUND (DEF) by Jarrell, Alex
	04:55			TURNOVR by Graves, Janie
TURNOVR by Hazzard, Jazzmin	04:41			
FOUL by Jones, Kortni (P1T2)	04:28			
	04:27	27-30	V 3	GOOD! FT SHOT by Johnson, Sha'Para
	04:27	27-31	V 4	GOOD! FT SHOT by Johnson, Sha'Para
GOOD! JUMPER by Jones, Kortni	04:18	29-31	V 2	
	04:04			TURNOVR by Graves, Janie
GOOD! JUMPER by McClanahan, Dequesha	03:56	31-31	T 6	
	03:46			TIMEOUT 30sec
	03:36	31-34	V 3	GOOD! 3 PTR by Phelps, Ceny
	03:36			ASSIST by Graves, Janie
GOOD! JUMPER by Johnson, Kierra	03:15	33-34	V 1	
ASSIST by Jones, Kortni	03:15			

	03:06			TURNOVR by Graves, Janie
STEAL by Hazzard, Jazzmin	03:03			
FOUL by Hazzard, Jazzmin (P1T3)	03:03			
TURNOVR by Jones, Kortni	03:03			
SUB IN : Gipson, Autumn	03:03			SUB IN : Whorley, Kayla
SUB OUT: Hazzard, Jazzmin	03:03			SUB OUT: Graves, Janie
	02:48	33-36	V 3	GOOD! LAYUP by Dawson, Hannah [PNT]
	02:48			ASSIST by Jarrell, Alex
TURNOVR by Johnson, Kierra	02:27			
	02:16			TURNOVR by Dawson, Hannah
STEAL by McClanahan, Dequesha	02:15			
	02:15			FOUL by Phelps, Ceny (P3T3)
SUB IN : Hazzard, Jazzmin	02:15			
SUB OUT: Johnson, Kierra	02:15			
GOOD! 3 PTR by Thompson, Reagan	02:05	36-36	T 7	
ASSIST by Jones, Kortni	02:05			
	01:43	36-38	V 2	GOOD! LAYUP by Jarrell, Alex [PNT]
	01:43			ASSIST by Johnson, Sha'Para
MISSED 3 PTR by Thompson, Reagan	01:33			
REBOUND (OFF) by Gipson, Autumn	01:33			
MISSED JUMPER by McClanahan, Dequesha	01:18			REBOUND (DEF) by Whorley, Kayla
FOUL by Gipson, Autumn (P2T4)	01:08			
SUB IN : Johnson, Kierra	01:08			
SUB IN : Johnson, Tiffany	01:08			
SUB OUT: McClanahan, Dequesha	01:08			
SUB OUT: Gipson, Autumn	01:08			
REBOUND (DEF) by Johnson, Kierra	01:06			MISSED 3 PTR by Phelps, Ceny
MISSED JUMPER by Jones, Kortni	00:56			REBOUND (DEF) by Johnson, Sha'Para
	00:41			TURNOVR by Dawson, Hannah
STEAL by Johnson, Tiffany	00:40			
GOOD! 3 PTR by Jones, Kortni	00:07	39-38	H 1	
ASSIST by Johnson, Tiffany	00:07			

Oak Ridge 39, Shelbyville 38

4th PERIOD Play-by-Play (Page 1)

HOME TEAM: Oak Ridge	TIME	SCORE	MAR	VISITORS: Shelbyville
SUB IN : Hazzard, Jazzmin	08:00			SUB IN : Whorley, Kayla
SUB OUT: Gipson, Autumn	08:00			SUB OUT: Graves, Janie
REBOUND (DEF) by Thompson, Reagan	07:53			MISSED JUMPER by Johnson, Sha'Para
MISSED JUMPER by Hazzard, Jazzmin	07:23			
REBOUND (OFF) by Johnson, Kierra	07:23			
MISSED FT SHOT by Johnson, Kierra	07:20			FOUL by Jarrell, Alex (P1T4)
REBOUND (OFF) by (DEADBALL)	07:20			
GOOD! FT SHOT by Johnson, Kierra	07:20	40-38	H 2	
REBOUND (DEF) by (TEAM)	07:04			MISSED JUMPER by Jarrell, Alex
TURNOVR by Jones, Kortni	06:55			
	06:54			STEAL by Dawson, Hannah
	06:36			TURNOVR by Whorley, Kayla
STEAL by Thompson, Reagan	06:35			
MISSED JUMPER by Thompson, Reagan	06:19			
REBOUND (OFF) by Johnson, Kierra	06:19			
GOOD! LAYUP by Jones, Kortni [PNT]	05:48	42-38	H 4	
GOOD! FT SHOT by Jones, Kortni	05:48	43-38	H 5	FOUL by Jarrell, Alex (P2T5)
SUB IN : McClanahan, Dequesha	05:48			
SUB OUT: Johnson, Tiffany	05:48			
	05:40			TURNOVR by Dawson, Hannah
	05:39			TIMEOUT TEAM
MISSED JUMPER by Jones, Kortni	05:21			
REBOUND (OFF) by Johnson, Kierra	05:21			
	05:17			FOUL by Johnson, Sha'Para (P1T6)
GOOD! LAYUP by Johnson, Kierra [PNT]	05:16	45-38	H 7	
ASSIST by Thompson, Reagan	05:16			
GOOD! FT SHOT by Johnson, Kierra	05:16	46-38	H 8	FOUL by Whorley, Kayla (P1T7)
	05:16			SUB IN : Graves, Janie
	05:16			SUB OUT: Whorley, Kayla
	05:09			TURNOVR by Jarrell, Alex
GOOD! LAYUP by Johnson, Kierra [PNT]	04:59	48-38	H 10	
ASSIST by Hazzard, Jazzmin	04:59			
	04:47			MISSED 3 PTR by Johnson, Sha'Para
	04:47			REBOUND (OFF) by Dawson, Hannah
FOUL by Hazzard, Jazzmin (P2T5)	04:44			MISSED FT SHOT by Dawson, Hannah
	04:44			REBOUND (OFF) by (DEADBALL)
REBOUND (DEF) by Thompson, Reagan	04:44			MISSED FT SHOT by Dawson, Hannah
MISSED FT SHOT by McClanahan, Dequesha	04:35			FOUL by Phelps, Ceny (P4T8)
	04:35			REBOUND (DEF) by Jarrell, Alex
	04:16			MISSED JUMPER by Phelps, Ceny
	04:16			REBOUND (OFF) by Jarrell, Alex
	04:14	48-40	H 8	GOOD! JUMPER by Jarrell, Alex [PNT]
TURNOVR by McClanahan, Dequesha	03:59			
	03:51			TURNOVR by Johnson, Sha'Para
STEAL by McClanahan, Dequesha	03:50			

MISSED LAYUP by Hazzard, Jazzmin	03:46			REBOUND (DEF) by Graves, Janie
FOUL by Johnson, Kierra (P1T6)	03:35			
	03:34	48-42	H 6	GOOD! LAYUP by Dawson, Hannah [PNT]
	03:34			ASSIST by Graves, Janie
TURNOVR by Jones, Kortni	03:20			
	03:19			TIMEOUT TEAM
	03:08			TURNOVR by Graves, Janie
MISSED JUMPER by Hazzard, Jazzmin	03:06			BLOCK by Jarrell, Alex
REBOUND (OFF) by (TEAM)	03:06			
TURNOVR by Jones, Kortni	02:48			
	02:47			STEAL by Jarrell, Alex
FOUL by McClanahan, Dequesha (P2T7)	02:45			
REBOUND (DEF) by Hazzard, Jazzmin	02:44			MISSED FT SHOT by Phelps, Ceny
GOOD! JUMPER by Hazzard, Jazzmin	02:36	50-42	H 8	
ASSIST by Jones, Kortni	02:36			
STEAL by Thompson, Reagan	02:23			TURNOVR by Dawson, Hannah
MISSED FT SHOT by Thompson, Reagan	02:23			FOUL by Dawson, Hannah (P3T9)
	02:23			REBOUND (DEF) by Dawson, Hannah
	02:12			FOUL by Graves, Janie (P3T10)
	02:12			TURNOVR by Graves, Janie
	02:12			SUB IN : Whorley, Kayla
	02:12			SUB OUT: Graves, Janie
TIMEOUT 30sec	02:00			
SUB IN : Johnson, Tiffany	02:00			SUB IN : Graves, Janie
SUB OUT: Hazzard, Jazzmin	02:00			SUB OUT: Whorley, Kayla
GOOD! JUMPER by Jones, Kortni [PNT]	01:34	52-42	H 10	
	01:21			MISSED JUMPER by Phelps, Ceny
	01:21			REBOUND (OFF) by Phelps, Ceny
REBOUND (DEF) by Thompson, Reagan	01:17			MISSED JUMPER by Phelps, Ceny
GOOD! FT SHOT by Thompson, Reagan	01:15	53-42	H 11	FOUL by Jarrell, Alex (P3T11)
GOOD! FT SHOT by Thompson, Reagan	01:15	54-42	H 12	
SUB IN : Hazzard, Jazzmin	01:15			
SUB OUT: Johnson, Tiffany	01:15			
	01:04	54-44	H 10	GOOD! LAYUP by Dawson, Hannah [PNT]
	01:04			TIMEOUT TEAM
MISSED JUMPER by Hazzard, Jazzmin	00:59			REBOUND (DEF) by (TEAM)
FOUL by Johnson, Kierra (P2T8)	00:50			MISSED FT SHOT by Johnson, Sha'Para
	00:50			REBOUND (OFF) by (DEADBALL)
	00:49	54-45	H 9	GOOD! FT SHOT by Johnson, Sha'Para
SUB IN : Johnson, Tiffany	00:49			
SUB OUT: Hazzard, Jazzmin	00:49			
TURNOVR by McClanahan, Dequesha	00:41			
	00:40			STEAL by Johnson, Sha'Para
	00:35			TURNOVR by Johnson, Sha'Para
STEAL by Johnson, Kierra	00:34			
MISSED FT SHOT by McClanahan, Dequesha	00:31			FOUL by Johnson, Sha'Para (P2T12)
REBOUND (OFF) by (DEADBALL)	00:31			
MISSED FT SHOT by McClanahan, Dequesha	00:31			REBOUND (DEF) by Dawson, Hannah
SUB IN : Hazzard, Jazzmin	00:31			
SUB OUT: Johnson, Tiffany	00:31			
FOUL by Johnson, Kierra (P3T9)	00:25	54-46	H 8	GOOD! FT SHOT by Johnson, Sha'Para
	00:25	54-47	H 7	GOOD! FT SHOT by Johnson, Sha'Para
SUB IN : Johnson, Tiffany	00:25			
SUB OUT: Hazzard, Jazzmin	00:25			
	00:06			TURNOVR by Johnson, Sha'Para
STEAL by McClanahan, Dequesha	00:05			
GOOD! FT SHOT by Jones, Kortni	00:05	55-47	H 8	FOUL by Phelps, Ceny (P5T13)
MISSED FT SHOT by Jones, Kortni	00:05			REBOUND (DEF) by Dawson, Hannah
	00:05			SUB IN : Whorley, Kayla
	00:05			SUB OUT: Phelps, Ceny
REBOUND (DEF) by (TEAM)	00:00			MISSED 3 PTR by Johnson, Sha'Para

Oak Ridge 55, Shelbyville 47

Official Basketball Box Score -- 1st Half

Official Basketball Box Score -- 1st Half
Shelbyville vs Oak Ridge
03/06/08 7:00 PM at Murfreesboro, TN (Murphy Center)

VISITORS: Shelbyville 27-6

##	Player Name		TOT-FG FG-FGA	3-PT FG-FGA	FT-FTA	REBOUNDS OF	DE	TOT	PF	TP	A	TO	BLK	S	MIN
04	Johnson, Sha'Para...	*	2-3	0-0	0-0	2	1	3	0	4	0	1	0	1	15
14	Graves, Janie.....	*	0-1	0-0	2-2	0	0	0	1	2	1	1	0	0	8
20	Phelps, Ceny.....	*	1-5	1-5	0-0	0	4	4	1	3	2	3	0	1	16
33	Dawson, Hannah.....	*	2-4	0-1	0-0	1	2	3	2	4	2	0	0	0	14
44	Jarrell, Alex.....	*	4-5	0-0	0-0	0	1	1	0	8	0	1	2	2	16
22	Scott, Shan.....		0-0	0-0	0-0	0	0	0	0	0	0	1	0	0	2
23	Whorley, Kayla.....		0-1	0-1	0-0	0	0	0	0	0	1	1	0	0	9
	TEAM.....						1	1							

Totals.....	9-19	1-7	2-2	3	9	12	4	21	6	8	2	4	80

TOTAL FG% 1st Half: 9-19 47.4%
3-Pt. FG% 1st Half: 1-7 14.3%
F Throw % 1st Half: 2-2 100 %

HOME TEAM: Oak Ridge 34-1

		TOT-FG	3-PT		REBOUNDS								
##	Player Name	FG-FGA	FG-FGA	FT-FTA	OF	DE	TOT	PF	TP	A	TO	BLK	S	MIN
10	Gipson, Autumn..... *	0-1	0-0	0-0	0	0	0	1	0	0	0	0	0	6
20	Thompson, Reagan.... *	2-3	1-1	1-1	0	2	2	0	6	0	0	0	1	15
24	Jones, Kortni..... *	4-8	1-2	0-0	0	3	3	0	9	5	1	0	1	12
32	Johnson, Tiffany.... *	0-0	0-0	0-0	0	0	0	1	0	0	1	0	0	13
50	Johnson, Kierra..... *	3-11	0-0	0-0	5	2	7	0	6	0	3	0	0	15
12	Hazzard, Jazzmin....	1-2	0-0	0-2	1	0	1	0	2	0	0	0	0	9
22	McClanahan, Dequesha	1-4	0-0	0-0	0	0	0	1	2	0	0	0	0	10
	TEAM.....				4		4							
	Totals.....	11-29	2-3	1-3	10	7	17	3	25	5	5	0	2	80

TOTAL FG% 1st Half: 11-29 37.9%
3-Pt. FG% 1st Half: 2-3 66.7%
F Throw % 1st Half: 1-3 33.3%

Officials: Angilean Ward Clear, Freddie Carpenter, Gerald Parish
Technical fouls: Shelbyville-None. Oak Ridge-None.
Attendance:

Score by Periods	1st	2nd
Shelbyville.....	13	8
Oak Ridge.....	14	11

2006 Class AAA State Girls' Basketball Tournament

March 8 - March 11, 2006 · Middle Tennessee State University - Murfreesboro

Official Basketball Box Score
Shelbyville vs Ridgeway
03/09/06 8:30PM at Murfreesboro, Tenn. (Murphy Center)

VISITORS: Shelbyville 28-6

##	Player Name		TOT-FG FG-FGA	3-PT FG-FGA	FT-FTA	REBOUNDS OF	DE	TOT	PF	TP	A	TO	BLK	S	MIN
04	Johnson, Sha'Para...	*	0-3	0-1	0-0	0	4	4	2	0	3	6	0	1	31
21	Bryant, Kayla.....	*	2-5	2-5	2-2	1	6	7	1	8	1	0	0	0	32
24	Johnson, Andrea.....	*	0-1	0-1	0-0	0	1	1	5	0	1	2	0	1	24
34	Armstrong, Janay....	*	4-9	0-0	9-12	2	3	5	2	17	0	1	2	0	21
55	Buchanan, Anisha....	*	5-9	1-1	7-8	3	8	11	3	18	2	1	0	0	31
20	Phelps, Ceny.....		1-5	1-2	0-3	0	0	0	1	3	0	0	0	0	8
25	Smith, Brittany.....		0-0	0-0	0-0	0	0	0	0	0	0	1	0	0	0
44	Jarrell, Alex.....		3-6	0-0	2-2	3	0	3	3	8	1	2	1	0	13
	TEAM.....						1	1							
	Totals.....		15-38	4-10	20-27	9	23	32	17	54	8	13	3	2	160

TOTAL FG% 1st Half: 11-24	45.8%	2nd Half: 4-14	28.6%	Game: 39.5%	DEADB		
3-Pt. FG% 1st Half: 3-7	42.9%	2nd Half: 1-3	33.3%	Game: 40.0%	REBS		
F Throw % 1st Half: 5-6	83.3%	2nd Half: 15-21	71.4%	Game: 74.1%	3		

HOME TEAM: Ridgeway 35-3

##	Player Name		TOT-FG FG-FGA	3-PT FG-FGA	FT-FTA	REBOUNDS OF	DE	TOT	PF	TP	A	TO	BLK	S	MIN
12	Lawrence, Danae.....	*	2-5	1-1	2-3	7	5	12	2	7	0	2	3	1	27
21	Mead, Kurstin.....	*	6-16	1-4	3-4	2	0	2	2	16	1	0	0	2	25
24	Phillips, LaKendra..	*	4-14	1-4	4-8	2	2	4	3	13	0	4	1	0	30
25	Taylor, Jazmine.....	*	1-6	0-0	2-4	3	4	7	2	4	3	4	0	4	32
35	Stallings, Kirsten..	*	0-3	0-0	0-0	0	0	0	3	0	1	1	0	0	11
11	Gentry, Claire.....		1-3	0-1	0-0	0	0	0	0	2	0	0	0	0	8
14	Smith, Mycal.....		0-1	0-0	0-0	0	0	0	1	0	0	0	0	0	3
15	Harris, Davia.....		0-1	0-0	1-2	0	0	0	0	1	0	0	0	0	4
22	Howell, Reginita....		0-1	0-1	1-2	1	2	3	5	1	0	0	0	0	8
32	Crenshaw, Amber.....		0-0	0-0	0-0	0	1	1	1	0	0	1	0	0	12
	TEAM.....					3	4	7							
	Totals.....		14-50	3-11	13-23	18	18	36	19	44	5	12	4	7	160

TOTAL FG% 1st Half: 5-23	21.7%	2nd Half: 9-27	33.3%	Game: 28.0%	DEADB		
3-Pt. FG% 1st Half: 1-5	20.0%	2nd Half: 2-6	33.3%	Game: 27.3%	REBS		
F Throw % 1st Half: 5-8	62.5%	2nd Half: 8-15	53.3%	Game: 56.5%	5		

Officials: Billy Fellman, Vincent Brown, Marcus Young
Technical fouls: Shelbyville-None. Ridgeway-None.
Attendance:

Score by Periods	1st	2nd	3rd	4th		Total
Shelbyville.....	15	15	8	16	-	54
Ridgeway.....	4	12	12	16	-	44

Play-by-Play
Shelbyville vs Ridgeway
03/09/06 8:30PM at Murfreesboro, Tenn. (Murphy Center)

1st PERIOD Play-by-Play (Page 1)

HOME TEAM: Ridgeway	TIME	SCORE	MAR	VISITORS: Shelbyville
	07:32	0-2	V 2	GOOD! JUMPER by Buchanan, Anisha
MISSED JUMPER by Phillips, LaKendra	07:18			
REBOUND (OFF) by Lawrence, Danae	07:18			
MISSED JUMPER by Stallings, Kirsten	07:12			REBOUND (DEF) by Bryant, Kayla
REBOUND (DEF) by Lawrence, Danae	06:53			MISSED JUMPER by Armstrong, Janay
MISSED 3 PTR by Mead, Kurstin	06:39			REBOUND (DEF) by Buchanan, Anisha
	06:23			MISSED 3 PTR by Bryant, Kayla
	06:23			REBOUND (OFF) by Armstrong, Janay
	06:20	0-4	V 4	GOOD! JUMPER by Armstrong, Janay
FOUL by Stallings, Kirsten	06:20			MISSED FT SHOT by Armstrong, Janay
REBOUND (DEF) by Taylor, Jazmine	06:20			
MISSED LAYUP by Taylor, Jazmine	06:14			REBOUND (DEF) by Armstrong, Janay
BLOCK by Lawrence, Danae	05:55			MISSED JUMPER by Armstrong, Janay
REBOUND (DEF) by Lawrence, Danae	05:54			
TURNOVR by Lawrence, Danae	05:54			
	05:54			MISSED 3 PTR by Bryant, Kayla
	05:54			REBOUND (OFF) by Buchanan, Anisha
	05:54	0-6	V 6	GOOD! JUMPER by Buchanan, Anisha
MISSED 3 PTR by Phillips, LaKendra	05:48			REBOUND (DEF) by Buchanan, Anisha
REBOUND (DEF) by Taylor, Jazmine	05:35			MISSED JUMPER by Armstrong, Janay
GOOD! JUMPER by Mead, Kurstin	05:28	2-6	V 4	
ASSIST by Taylor, Jazmine	05:28			
STEAL by Mead, Kurstin	05:00			TURNOVR by Johnson, Sha'Para
SUB IN : Jarrell, Alex	05:00			
SUB OUT: Armstrong, Janay	05:00			
MISSED JUMPER by Phillips, LaKendra	04:57			
REBOUND (OFF) by Taylor, Jazmine	04:57			
MISSED 3 PTR by Mead, Kurstin	04:41			REBOUND (DEF) by Bryant, Kayla
	04:29			SUB IN : Crenshaw, Amber
	04:29			SUB IN : Gentry, Claire
	04:29			SUB OUT: Stallings, Kirsten
	04:29			SUB OUT: Mead, Kurstin
	04:28	2-9	V 7	GOOD! 3 PTR by Buchanan, Anisha
	04:28			ASSIST by Johnson, Sha'Para
	04:04			FOUL by Johnson, Sha'Para
FOUL by Phillips, LaKendra	03:38			
TURNOVR by Phillips, LaKendra	03:38			
	03:22			TURNOVR by Jarrell, Alex
TIMEOUT 30sec	03:22			
MISSED JUMPER by Phillips, LaKendra	03:05			
REBOUND (OFF) by Lawrence, Danae	03:05			
MISSED JUMPER by Gentry, Claire	02:53			REBOUND (DEF) by Johnson, Sha'Para
	02:48			TURNOVR by Johnson, Sha'Para
STEAL by Taylor, Jazmine	02:46			
GOOD! JUMPER by Gentry, Claire	02:45	4-9	V 5	
	02:29	4-11	V 7	GOOD! JUMPER by Jarrell, Alex
	02:29			ASSIST by Buchanan, Anisha
TURNOVR by Taylor, Jazmine	01:56			
SUB IN : Armstrong, Janay	01:56			SUB IN : Howell, Reginita
SUB OUT: Jarrell, Alex	01:56			SUB OUT: Crenshaw, Amber
	01:38	4-13	V 9	GOOD! JUMPER by Buchanan, Anisha
	01:38			ASSIST by Johnson, Andrea
MISSED JUMPER by Phillips, LaKendra	01:11			REBOUND (DEF) by Johnson, Andrea
FOUL by Howell, Reginita	00:52	4-14	V 10	GOOD! FT SHOT by Armstrong, Janay
	00:52	4-15	V 11	GOOD! FT SHOT by Armstrong, Janay
MISSED JUMPER by Lawrence, Danae	00:37			REBOUND (DEF) by Buchanan, Anisha
BLOCK by Lawrence, Danae	00:17			MISSED JUMPER by Buchanan, Anisha
REBOUND (DEF) by Taylor, Jazmine	00:15			
TURNOVR by Phillips, LaKendra	00:09			
SUB IN : Phelps, Ceny	00:09			
SUB OUT: Johnson, Sha'Para	00:09			

REBOUND (DEF) by (TEAM)	00:03			MISSED JUMPER by Phelps, Ceny

Shelbyville 15, Ridgeway 4

2nd PERIOD Play-by-Play (Page 1)

HOME TEAM: Ridgeway	TIME	SCORE	MAR	VISITORS: Shelbyville
	08:00			SUB IN : Howell, Reginita
	08:00			SUB OUT: Stallings, Kirsten
MISSED JUMPER by Mead, Kurstin	07:51			REBOUND (DEF) by Armstrong, Janay
	07:35			TURNOVR by Armstrong, Janay
STEAL by Taylor, Jazmine	07:34			
GOOD! FT SHOT by Taylor, Jazmine	07:31	5-15	V 10	FOUL by Johnson, Andrea
MISSED FT SHOT by Taylor, Jazmine	07:31			REBOUND (DEF) by Buchanan, Anisha
FOUL by Howell, Reginita	07:12	5-16	V 11	GOOD! FT SHOT by Armstrong, Janay
	07:12	5-17	V 12	GOOD! FT SHOT by Armstrong, Janay
	07:12			SUB IN : Stallings, Kirsten
	07:12			SUB OUT: Howell, Reginita
MISSED JUMPER by Mead, Kurstin	06:50			BLOCK by Armstrong, Janay
REBOUND (OFF) by (TEAM)	06:50			
TURNOVR by Stallings, Kirsten	06:41			
	06:39			STEAL by Johnson, Sha'Para
	06:30	5-19	V 14	GOOD! JUMPER by Armstrong, Janay
GOOD! FT SHOT by Phillips, LaKendra	06:11	6-19	V 13	FOUL by Johnson, Andrea
MISSED FT SHOT by Phillips, LaKendra	06:11			
REBOUND (OFF) by Phillips, LaKendra	06:11			
	06:11			SUB IN : Crenshaw, Amber
	06:11			SUB OUT: Lawrence, Danae
MISSED JUMPER by Stallings, Kirsten	05:56			REBOUND (DEF) by Johnson, Sha'Para
	05:36			MISSED 3 PTR by Bryant, Kayla
	05:36			REBOUND (OFF) by Buchanan, Anisha
	05:25	6-22	V 16	GOOD! 3 PTR by Bryant, Kayla
	05:25			ASSIST by Buchanan, Anisha
MISSED JUMPER by Stallings, Kirsten	05:08			
REBOUND (OFF) by (TEAM)	05:08			
SUB IN : Phelps, Ceny	05:07			
SUB OUT: Johnson, Andrea	05:07			
GOOD! LAYUP by Taylor, Jazmine [PNT]	05:02	8-22	V 14	
ASSIST by Stallings, Kirsten	05:02			
	04:44	8-24	V 16	GOOD! JUMPER by Armstrong, Janay
FOUL by Stallings, Kirsten	04:44	8-25	V 17	GOOD! FT SHOT by Armstrong, Janay
	04:44			SUB IN : Smith, Mycal
	04:44			SUB IN : Gentry, Claire
	04:44			SUB OUT: Mead, Kurstin
	04:44			SUB OUT: Stallings, Kirsten
MISSED JUMPER by Taylor, Jazmine	04:35			REBOUND (DEF) by Buchanan, Anisha
	04:03			MISSED JUMPER by Phelps, Ceny
	04:03			REBOUND (OFF) by Buchanan, Anisha
	03:29	8-28	V 20	GOOD! 3 PTR by Phelps, Ceny
	03:29			ASSIST by Johnson, Sha'Para
GOOD! 3 PTR by Phillips, LaKendra	03:16	11-28	V 17	
	02:45	11-30	V 19	GOOD! JUMPER by Armstrong, Janay
	02:45			ASSIST by Johnson, Sha'Para
MISSED JUMPER by Smith, Mycal	02:30			
REBOUND (OFF) by Taylor, Jazmine	02:30			
MISSED FT SHOT by Taylor, Jazmine	02:22			FOUL by Buchanan, Anisha
REBOUND (OFF) by (DEADBALL)	02:22			
GOOD! FT SHOT by Taylor, Jazmine	02:22	12-30	V 18	
SUB IN : Jarrell, Alex	02:22			SUB IN : Lawrence, Danae
SUB OUT: Buchanan, Anisha	02:22			SUB IN : Stallings, Kirsten
	02:22			SUB IN : Mead, Kurstin
	02:22			SUB OUT: Crenshaw, Amber
	02:22			SUB OUT: Smith, Mycal
	02:22			SUB OUT: Gentry, Claire
	01:59			MISSED JUMPER by Armstrong, Janay
	01:59			REBOUND (OFF) by Jarrell, Alex
BLOCK by Phillips, LaKendra	01:50			MISSED JUMPER by Jarrell, Alex
	01:48			REBOUND (OFF) by Jarrell, Alex
	01:45			TURNOVR by Jarrell, Alex

STEAL by Taylor, Jazmine	01:43			
TURNOVR by Taylor, Jazmine	01:39			
REBOUND (DEF) by Phillips, LaKendra	01:19			MISSED 3 PTR by Johnson, Sha'Para
GOOD! FT SHOT by Phillips, LaKendra	01:12	13-30	V 17	FOUL by Bryant, Kayla
GOOD! FT SHOT by Phillips, LaKendra	01:12	14-30	V 16	
SUB IN : Buchanan, Anisha	01:12			
SUB IN : Johnson, Andrea	01:12			
SUB OUT: Armstrong, Janay	01:12			
SUB OUT: Phelps, Ceny	01:12			
REBOUND (DEF) by Lawrence, Danae	00:44			MISSED JUMPER by Jarrell, Alex
GOOD! JUMPER by Mead, Kurstin	00:35	16-30	V 14	
ASSIST by Taylor, Jazmine	00:35			
	00:22			FOUL by Johnson, Andrea
	00:22			TURNOVR by Johnson, Andrea
MISSED 3 PTR by Phillips, LaKendra	00:03			REBOUND (DEF) by Bryant, Kayla

Shelbyville 30, Ridgeway 16

3rd PERIOD Play-by-Play (Page 1)

HOME TEAM: Ridgeway	TIME	SCORE	MAR	VISITORS: Shelbyville
MISSED FT SHOT by Mead, Kurstin	07:53			FOUL by Armstrong, Janay
REBOUND (OFF) by (DEADBALL)	07:53			
GOOD! FT SHOT by Mead, Kurstin	07:53	17-30	V 13	
	07:35			MISSED JUMPER by Armstrong, Janay
	07:35			REBOUND (OFF) by Armstrong, Janay
FOUL by Lawrence, Danae	06:50			MISSED FT SHOT by Armstrong, Janay
	06:50			REBOUND (OFF) by (DEADBALL)
	06:50	17-31	V 14	GOOD! FT SHOT by Armstrong, Janay
MISSED JUMPER by Phillips, LaKendra	06:42			REBOUND (DEF) by Bryant, Kayla
	06:23			TURNOVR by Buchanan, Anisha
STEAL by Mead, Kurstin	06:21			
GOOD! JUMPER by Mead, Kurstin	06:19	19-31	V 12	
	06:10			TURNOVR by Johnson, Sha'Para
GOOD! 3 PTR by Lawrence, Danae	06:09	22-31	V 9	
ASSIST by Mead, Kurstin	06:09			
FOUL by Stallings, Kirsten	05:49			
	05:49			SUB IN : Crenshaw, Amber
	05:49			SUB OUT: Stallings, Kirsten
BLOCK by Lawrence, Danae	05:24			MISSED LAYUP by Buchanan, Anisha
REBOUND (DEF) by Crenshaw, Amber	05:21			
FOUL by Crenshaw, Amber	05:18			
TURNOVR by Crenshaw, Amber	05:18			
SUB IN : Jarrell, Alex	05:18			
SUB OUT: Armstrong, Janay	05:18			
STEAL by Lawrence, Danae	05:05			TURNOVR by Johnson, Sha'Para
	05:05			FOUL by Jarrell, Alex
MISSED 3 PTR by Mead, Kurstin	04:37			
REBOUND (OFF) by Lawrence, Danae	04:37			
GOOD! FT SHOT by Lawrence, Danae	04:34	23-31	V 8	FOUL by Jarrell, Alex
MISSED FT SHOT by Lawrence, Danae	04:34			REBOUND (DEF) by Buchanan, Anisha
	04:21			TURNOVR by Johnson, Andrea
STEAL by Taylor, Jazmine	04:19			
MISSED JUMPER by Taylor, Jazmine	04:16			
REBOUND (OFF) by Taylor, Jazmine	04:16			
TURNOVR by Taylor, Jazmine	04:12			
SUB IN : Phelps, Ceny	04:12			
SUB OUT: Johnson, Andrea	04:12			
	03:58	23-33	V 10	GOOD! JUMPER by Jarrell, Alex
TURNOVR by Phillips, LaKendra	03:43			
TIMEOUT TEAM	03:43			
	03:28	23-36	V 13	GOOD! 3 PTR by Bryant, Kayla
	03:28			ASSIST by Jarrell, Alex
	03:08			FOUL by Phelps, Ceny
MISSED 3 PTR by Phillips, LaKendra	03:05			REBOUND (DEF) by Johnson, Sha'Para
	02:57			SUB IN : Smith, Mycal
	02:57			SUB OUT: Lawrence, Danae
	02:37			MISSED 3 PTR by Phelps, Ceny
	02:37			REBOUND (OFF) by Bryant, Kayla

	02:26	23-38	V 15	GOOD! JUMPER by Jarrell, Alex
	02:26			ASSIST by Bryant, Kayla
MISSED JUMPER by Mead, Kurstin	01:59			BLOCK by Jarrell, Alex
	01:57			REBOUND (DEF) by Johnson, Sha'Para
FOUL by Smith, Mycal	01:47			
SUB IN : Johnson, Andrea	01:47			SUB IN : Lawrence, Danae
SUB IN : Armstrong, Janay	01:47			SUB IN : Howell, Reginita
SUB OUT: Buchanan, Anisha	01:47			SUB OUT: Smith, Mycal
SUB OUT: Phelps, Ceny	01:47			SUB OUT: Crenshaw, Amber
FOUL by Phillips, LaKendra	01:44			
	01:41			TURNOVR by Johnson, Sha'Para
MISSED FT SHOT by Phillips, LaKendra	01:41			FOUL by Armstrong, Janay
REBOUND (OFF) by (DEADBALL)	01:41			
MISSED FT SHOT by Phillips, LaKendra	01:41			
REBOUND (OFF) by (DEADBALL)	01:41			
SUB IN : Buchanan, Anisha	01:41			SUB IN : Gentry, Claire
SUB OUT: Armstrong, Janay	01:41			SUB OUT: Phillips, LaKendra
MISSED JUMPER by Mead, Kurstin	01:30			
REBOUND (OFF) by Lawrence, Danae	01:30			
GOOD! JUMPER by Lawrence, Danae	01:29	25-38	V 13	
GOOD! FT SHOT by Lawrence, Danae	01:29	26-38	V 12	FOUL by Johnson, Andrea
SUB IN : Phelps, Ceny	01:29			
SUB OUT: Johnson, Andrea	01:29			
FOUL by Howell, Reginita	01:18			MISSED FT SHOT by Phelps, Ceny
	01:18			REBOUND (OFF) by (DEADBALL)
REBOUND (DEF) by Taylor, Jazmine	01:18			MISSED FT SHOT by Phelps, Ceny
MISSED JUMPER by Taylor, Jazmine	01:12			
REBOUND (OFF) by Lawrence, Danae	01:12			
MISSED 3 PTR by Gentry, Claire	01:07			REBOUND (DEF) by Bryant, Kayla
REBOUND (DEF) by (TEAM)	00:50			MISSED LAYUP by Johnson, Sha'Para
SUB IN : Armstrong, Janay	00:48			
SUB OUT: Jarrell, Alex	00:48			
MISSED JUMPER by Mead, Kurstin	00:28			BLOCK by Armstrong, Janay
	00:26			REBOUND (DEF) by Armstrong, Janay
REBOUND (DEF) by Howell, Reginita	00:16			MISSED JUMPER by Buchanan, Anisha
MISSED JUMPER by Lawrence, Danae	00:06			
REBOUND (OFF) by Mead, Kurstin	00:06			
GOOD! FT SHOT by Mead, Kurstin	00:04	27-38	V 11	FOUL by Buchanan, Anisha
GOOD! FT SHOT by Mead, Kurstin	00:04	28-38	V 10	
REBOUND (DEF) by (TEAM)	00:00			MISSED JUMPER by Phelps, Ceny

Shelbyville 38, Ridgeway 28

4th PERIOD Play-by-Play (Page 1)

HOME TEAM: Ridgeway	TIME	SCORE	MAR	VISITORS: Shelbyville
	08:00			SUB IN : Howell, Reginita
	08:00			SUB OUT: Stallings, Kirsten
FOUL by Howell, Reginita	07:47	28-39	V 11	GOOD! FT SHOT by Armstrong, Janay
REBOUND (DEF) by Howell, Reginita	07:47			MISSED FT SHOT by Armstrong, Janay
GOOD! JUMPER by Phillips, LaKendra	07:31	30-39	V 9	
	07:22			TURNOVR by Johnson, Sha'Para
GOOD! JUMPER by Phillips, LaKendra	07:05	32-39	V 7	
	07:00			TIMEOUT TEAM
SUB IN : Phelps, Ceny	07:00			
SUB OUT: Johnson, Sha'Para	07:00			
FOUL by Phillips, LaKendra	06:43			MISSED FT SHOT by Phelps, Ceny
REBOUND (DEF) by Phillips, LaKendra	06:43			
MISSED JUMPER by Phillips, LaKendra	06:31			
REBOUND (OFF) by Howell, Reginita	06:31			
GOOD! FT SHOT by Howell, Reginita	06:27	33-39	V 6	FOUL by Buchanan, Anisha
MISSED FT SHOT by Howell, Reginita	06:27			
REBOUND (OFF) by Phillips, LaKendra	06:27			
SUB IN : Johnson, Sha'Para	06:27			
SUB OUT: Phelps, Ceny	06:27			
GOOD! JUMPER by Phillips, LaKendra	06:23	35-39	V 4	
REBOUND (DEF) by Lawrence, Danae	06:06			MISSED LAYUP by Johnson, Sha'Para
TIMEOUT 30sec	05:36			

MISSED 3 PTR by Howell, Reginita	05:22			REBOUND (DEF) by Buchanan, Anisha
FOUL by Howell, Reginita	05:02	35-40	V 5	GOOD! FT SHOT by Armstrong, Janay
	05:02	35-41	V 6	GOOD! FT SHOT by Armstrong, Janay
	05:02			SUB IN : Crenshaw, Amber
	05:02			SUB OUT: Howell, Reginita
MISSED JUMPER by Taylor, Jazmine	04:45			REBOUND (DEF) by (TEAM)
SUB IN : Jarrell, Alex	04:43			
SUB OUT: Armstrong, Janay	04:43			
	04:24			MISSED JUMPER by Jarrell, Alex
	04:24			REBOUND (OFF) by Jarrell, Alex
	04:22			FOUL by Johnson, Andrea
GOOD! 3 PTR by Mead, Kurstin	04:22	38-41	V 3	
ASSIST by Taylor, Jazmine	04:22			
	04:22			SUB IN : Harris, Davia
	04:22			SUB OUT: Crenshaw, Amber
	04:13			TURNOVR by Smith, Brittany
FOUL by Taylor, Jazmine	04:05			MISSED FT SHOT by Buchanan, Anisha
	04:05			REBOUND (OFF) by (DEADBALL)
	04:05	38-42	V 4	GOOD! FT SHOT by Buchanan, Anisha
GOOD! JUMPER by Mead, Kurstin	03:39	40-42	V 2	
REBOUND (DEF) by (TEAM)	03:19			MISSED 3 PTR by Johnson, Andrea
GOOD! FT SHOT by Harris, Davia	03:16	41-42	V 1	FOUL by Jarrell, Alex
MISSED FT SHOT by Harris, Davia	03:16			
REBOUND (OFF) by Lawrence, Danae	03:16			
SUB IN : Armstrong, Janay	03:16			
SUB OUT: Jarrell, Alex	03:16			
TURNOVR by Lawrence, Danae	03:15			
REBOUND (DEF) by Lawrence, Danae	03:01			MISSED LAYUP by Buchanan, Anisha
MISSED FT SHOT by Phillips, LaKendra	02:55			FOUL by Johnson, Sha'Para
REBOUND (OFF) by (DEADBALL)	02:55			
GOOD! FT SHOT by Phillips, LaKendra	02:55	42-42	T 1	
FOUL by Lawrence, Danae	02:36			
TIMEOUT TEAM	02:36			
	04:22	42-43	V 1	GOOD! FT SHOT by Jarrell, Alex
	04:22	42-44	V 2	GOOD! FT SHOT by Jarrell, Alex
	02:34	42-45	V 3	GOOD! FT SHOT by Buchanan, Anisha
	02:34	42-46	V 4	GOOD! FT SHOT by Buchanan, Anisha
MISSED JUMPER by Phillips, LaKendra	02:25			
REBOUND (OFF) by (TEAM)	02:25			
MISSED JUMPER by Harris, Davia	02:20			
REBOUND (OFF) by Mead, Kurstin	02:20			
GOOD! JUMPER by Mead, Kurstin	02:17	44-46	V 2	
	01:57	44-48	V 4	GOOD! JUMPER by Buchanan, Anisha
SUB IN : Jarrell, Alex	01:32			
SUB OUT: Armstrong, Janay	01:32			
MISSED JUMPER by Mead, Kurstin	01:27			REBOUND (DEF) by Buchanan, Anisha
	00:59			TIMEOUT 30sec
FOUL by Taylor, Jazmine	00:48	44-49	V 5	GOOD! FT SHOT by Buchanan, Anisha
	00:48	44-50	V 6	GOOD! FT SHOT by Buchanan, Anisha
TURNOVR by Taylor, Jazmine	00:42			
	00:40			STEAL by Johnson, Andrea
FOUL by Mead, Kurstin	00:37	44-51	V 7	GOOD! FT SHOT by Buchanan, Anisha
	00:37	44-52	V 8	GOOD! FT SHOT by Buchanan, Anisha
TURNOVR by Phillips, LaKendra	00:27			
FOUL by Mead, Kurstin	00:26	44-53	V 9	GOOD! FT SHOT by Bryant, Kayla
	00:26	44-54	V 10	GOOD! FT SHOT by Bryant, Kayla
MISSED JUMPER by Mead, Kurstin	00:17			
REBOUND (OFF) by Lawrence, Danae	00:17			
MISSED JUMPER by Lawrence, Danae	00:14			REBOUND (DEF) by Bryant, Kayla

Official Basketball Box Score -- 1st Half
Shelbyville vs Ridgeway
03/09/06 8:30PM at Murfreesboro, Tenn. (Murphy Center)

VISITORS: Shelbyville 28-6

##	Player Name		TOT-FG FG-FGA	3-PT FG-FGA	FT-FTA	REBOUNDS OF	DE	TOT	PF	TP	A	TO	BLK	S	MIN
04	Johnson, Sha'Para...	*	0-1	0-1	0-0	0	2	2	1	0	3	2	0	1	16
21	Bryant, Kayla.....	*	1-4	1-4	0-0	0	3	3	1	3	0	0	0	0	16
24	Johnson, Andrea.....	*	0-0	0-0	0-0	0	1	1	3	0	1	1	0	0	12
34	Armstrong, Janay....	*	4-8	0-0	5-6	1	2	3	0	13	0	1	1	0	12
55	Buchanan, Anisha....	*	4-5	1-1	0-0	3	5	8	1	9	2	0	0	0	15
20	Phelps, Ceny.....		1-3	1-1	0-0	0	0	0	0	3	0	0	0	0	4
25	Smith, Brittany.....		0-0	0-0	0-0	0	0	0	0	0	0	0	0	0	0
44	Jarrell, Alex.....		1-3	0-0	0-0	2	0	2	0	2	0	2	0	0	5
	TEAM.....														
	Totals.....		11-24	3-7	5-6	6	13	19	6	30	6	6	1	1	80

TOTAL FG% 1st Half: 11-24 45.8%
3-Pt. FG% 1st Half: 3-7 42.9%
F Throw % 1st Half: 5-6 83.3%

HOME TEAM: Ridgeway 35-3

##	Player Name		TOT-FG FG-FGA	3-PT FG-FGA	FT-FTA	REBOUNDS OF	DE	TOT	PF	TP	A	TO	BLK	S	MIN
12	Lawrence, Danae.....	*	0-1	0-0	0-0	2	3	5	0	0	0	1	2	0	12
21	Mead, Kurstin.....	*	2-6	0-2	0-0	0	0	0	0	4	0	0	0	1	9
24	Phillips, LaKendra..	*	1-7	1-3	3-4	1	1	2	1	6	0	2	1	0	16
25	Taylor, Jazmine.....	*	1-3	0-0	2-4	2	3	5	0	4	2	2	0	3	16
35	Stallings, Kirsten..	*	0-3	0-0	0-0	0	0	0	2	0	1	1	0	0	9
11	Gentry, Claire.....		1-2	0-0	0-0	0	0	0	0	2	0	0	0	0	6
14	Smith, Mycal.....		0-1	0-0	0-0	0	0	0	0	0	0	0	0	0	2
15	Harris, Davia.....		0-0	0-0	0-0	0	0	0	0	0	0	0	0	0	0
22	Howell, Reginita....		0-0	0-0	0-0	0	0	0	2	0	0	0	0	0	3
32	Crenshaw, Amber.....		0-0	0-0	0-0	0	0	0	0	0	0	0	0	0	7
	TEAM.....					2	1	3							
	Totals.....		5-23	1-5	5-8	7	8	15	5	16	3	6	3	4	80

TOTAL FG% 1st Half: 5-23 21.7%
3-Pt. FG% 1st Half: 1-5 20.0%
F Throw % 1st Half: 5-8 62.5%

Officials: Billy Fellman, Vincent Brown, Marcus Young
Technical fouls: Shelbyville-None. Ridgeway-None.
Attendance:

Score by Periods	1st	2nd
Shelbyville.....	15	15
Ridgeway.....	4	12

Official Basketball Box Score
Shelbyville vs Greeneville
03/10/06 8:30 p.m. at Murphy Center, Murfreesboro, Tenn.

VISITORS: Shelbyville 31-6

##	Player Name		TOT-FG FG-FGA	3-PT FG-FGA	FT-FTA	REBOUNDS OF	DE	TOT	PF	TP	A	TO	BLK	S	MIN
04	Johnson, Sha'Para...	*	1-6	0-2	3-4	1	6	7	3	5	5	3	0	0	23
21	Bryant, Kayla.....	*	2-5	2-4	1-2	1	1	2	1	7	1	0	0	0	32
24	Johnson, Andrea.....	*	0-2	0-2	0-0	0	2	2	3	0	0	5	0	1	17
34	Armstrong, Janay....	*	2-8	0-0	0-0	2	5	7	3	4	0	1	2	0	25
55	Buchanan, Anisha....	*	3-8	0-0	6-8	2	9	11	1	12	0	3	0	1	27
20	Phelps, Ceny.....		1-5	0-2	1-2	1	0	1	1	3	1	1	0	1	11
33	Dawson, Hannah.....		2-4	2-4	0-0	1	1	2	0	6	0	1	0	0	13
44	Jarrell, Alex.....		2-4	0-0	0-0	2	2	4	4	4	0	1	1	1	12
	TEAM.....					1	1	2							
	Totals.....		13-42	4-14	11-16	11	27	38	16	41	7	15	3	4	160

TOTAL FG% 1st Half:	6-26	23.1%	2nd Half:	7-16	43.8%	Game: 31.0% DEADB
3-Pt. FG% 1st Half:	1-8	12.5%	2nd Half:	3-6	50.0%	Game: 28.6% REBS
F Throw % 1st Half:	1-2	50.0%	2nd Half:	10-14	71.4%	Game: 68.8% 3

HOME TEAM: Greeneville 28-7

##	Player Name		TOT-FG FG-FGA	3-PT FG-FGA	FT-FTA	REBOUNDS OF	DE	TOT	PF	TP	A	TO	BLK	S	MIN
10	Carter, Whitney.....	*	0-5	0-3	0-0	0	1	1	1	0	4	4	0	0	32
14	Forney, Sienna.....	*	4-7	0-0	1-4	4	4	8	2	9	1	3	0	1	32
34	Anderson, Lauren....	*	1-7	1-4	2-2	2	5	7	4	5	0	0	0	1	32
35	Dickson, Nicole.....	*	4-18	1-7	4-5	1	4	5	5	13	2	1	1	3	29
45	Deans, Ashley.....	*	2-5	0-0	0-0	0	3	3	4	4	0	2	0	1	29
33	Lammons, Morgan.....		0-0	0-0	0-0	0	0	0	0	0	0	1	0	0	0+
44	Collins, Rachel.....		0-0	0-0	2-2	0	0	0	1	2	0	0	0	1	6
	TEAM.....						3	3							
	Totals.....		11-42	2-14	9-13	7	20	27	17	33	7	11	1	7	160

TOTAL FG% 1st Half:	6-20	30.0%	2nd Half:	5-22	22.7%	Game: 26.2% DEADB
3-Pt. FG% 1st Half:	1-5	20.0%	2nd Half:	1-9	11.1%	Game: 14.3% REBS
F Throw % 1st Half:	4-6	66.7%	2nd Half:	5-7	71.4%	Game: 69.2% 1

Officials: Dan Boykin, Vincent Brown, Gerald Motley
Technical fouls: Shelbyville-None. Greeneville-None.
Attendance:

Score by Periods	1st	2nd	3rd	4th		Total
Shelbyville.....	2	12	17	10	-	41
Greeneville.....	5	12	6	10	-	33

Play-by-Play
Shelbyville vs Greeneville
03/10/06 8:30 p.m. at Murphy Center, Murfreesboro, Tenn.

1st PERIOD Play-by-Play (Page 1)

HOME TEAM: Greeneville	TIME	SCORE	MAR	VISITORS: Shelbyville
	07:46			TURNOVR by Johnson, Andrea
STEAL by Dickson, Nicole	07:45			
MISSED 3 PTR by Dickson, Nicole	07:32			REBOUND (DEF) by Johnson, Sha'Para
REBOUND (DEF) by Anderson, Lauren	06:51			MISSED JUMPER by Buchanan, Anisha
MISSED JUMPER by Deans, Ashley	06:24			REBOUND (DEF) by Buchanan, Anisha
REBOUND (DEF) by Deans, Ashley	06:12			MISSED LAYUP by Armstrong, Janay
TURNOVR by Deans, Ashley	05:31			
	05:12			MISSED 3 PTR by Johnson, Andrea
	05:12			REBOUND (OFF) by Armstrong, Janay
	05:08			MISSED LAYUP by Armstrong, Janay
	05:08			REBOUND (OFF) by Bryant, Kayla
STEAL by Deans, Ashley	04:58			TURNOVR by Johnson, Andrea
TURNOVR by Deans, Ashley	04:58			
	04:38	0-2	V 2	GOOD! JUMPER by Buchanan, Anisha
	04:38			ASSIST by Johnson, Sha'Para
	04:13			FOUL by Johnson, Sha'Para
GOOD! FT SHOT by Dickson, Nicole	04:07	1-2	V 1	FOUL by Armstrong, Janay
MISSED FT SHOT by Dickson, Nicole	04:07			REBOUND (DEF) by Buchanan, Anisha
REBOUND (DEF) by Forney, Sienna	03:59			MISSED JUMPER by Johnson, Sha'Para
MISSED JUMPER by Dickson, Nicole	03:40			REBOUND (DEF) by Johnson, Sha'Para
BLOCK by Dickson, Nicole	03:20			MISSED JUMPER by Buchanan, Anisha
REBOUND (DEF) by (TEAM)	03:19			
	03:19			SUB IN : Collins, Rachel
	03:19			SUB OUT: Deans, Ashley
MISSED 3 PTR by Anderson, Lauren	03:05			
REBOUND (OFF) by Forney, Sienna	03:05			
GOOD! JUMPER by Forney, Sienna	03:00	3-2	H 1	
FOUL by Collins, Rachel	02:41			
	02:41			SUB IN : Deans, Ashley
	02:41			SUB OUT: Collins, Rachel
REBOUND (DEF) by Carter, Whitney	02:39			MISSED JUMPER by Armstrong, Janay
MISSED 3 PTR by Dickson, Nicole	02:29			
REBOUND (OFF) by Forney, Sienna	02:29			
GOOD! JUMPER by Forney, Sienna [PNT]	02:26	5-2	H 3	
	02:10			TURNOVR by Johnson, Sha'Para
MISSED JUMPER by Dickson, Nicole	02:10			REBOUND (DEF) by Johnson, Sha'Para
SUB IN : Phelps, Ceny	02:10			
SUB IN : Jarrell, Alex	02:10			
SUB OUT: Johnson, Andrea	02:10			
SUB OUT: Armstrong, Janay	02:10			
	01:58			MISSED 3 PTR by Johnson, Sha'Para
	01:58			REBOUND (OFF) by Johnson, Sha'Para
REBOUND (DEF) by Forney, Sienna	01:38			MISSED JUMPER by Phelps, Ceny
MISSED JUMPER by Dickson, Nicole	01:25			REBOUND (DEF) by Buchanan, Anisha
FOUL by Deans, Ashley	01:24			
REBOUND (DEF) by Anderson, Lauren	00:57			MISSED 3 PTR by Phelps, Ceny
TURNOVR by Dickson, Nicole	00:27			
SUB IN : Armstrong, Janay	00:27			
SUB OUT: Jarrell, Alex	00:27			
	00:03			MISSED JUMPER by Bryant, Kayla
	00:03			REBOUND (OFF) by (TEAM)
REBOUND (DEF) by Anderson, Lauren	00:00			MISSED JUMPER by Buchanan, Anisha

Greeneville 5, Shelbyville 2

2nd PERIOD Play-by-Play (Page 1)

HOME TEAM: Greeneville	TIME	SCORE	MAR	VISITORS: Shelbyville
GOOD! JUMPER by Forney, Sienna	07:47	7-2	H 5	
ASSIST by Dickson, Nicole	07:47			
REBOUND (DEF) by Dickson, Nicole	07:32			MISSED JUMPER by Johnson, Sha'Para
TURNOVR by Forney, Sienna	07:11			
	06:42			TURNOVR by Johnson, Andrea

GOOD! 3 PTR by Dickson, Nicole	06:35	10-2	H 8	
ASSIST by Carter, Whitney	06:35			
	06:12			MISSED 3 PTR by Johnson, Sha'Para
	06:12			REBOUND (OFF) by Buchanan, Anisha
TIMEOUT 30sec	06:11			
SUB IN : Jarrell, Alex	06:11			
SUB IN : Phelps, Ceny	06:11			
SUB OUT: Armstrong, Janay	06:11			
SUB OUT: Johnson, Sha'Para	06:11			
	06:05	10-4	H 6	GOOD! JUMPER by Buchanan, Anisha
	06:05			ASSIST by Phelps, Ceny
MISSED 3 PTR by Dickson, Nicole	05:48			REBOUND (DEF) by Buchanan, Anisha
REBOUND (DEF) by Deans, Ashley	05:33			MISSED 3 PTR by Phelps, Ceny
	05:26			FOUL by Jarrell, Alex
MISSED FT SHOT by Forney, Sienna	05:16			FOUL by Johnson, Andrea
REBOUND (OFF) by (DEADBALL)	05:16			
GOOD! FT SHOT by Forney, Sienna	05:16	11-4	H 7	
	05:04			MISSED JUMPER by Phelps, Ceny
	05:04			REBOUND (OFF) by Phelps, Ceny
FOUL by Dickson, Nicole	05:04			MISSED FT SHOT by Phelps, Ceny
	05:04			REBOUND (OFF) by (DEADBALL)
	05:04	11-5	H 6	GOOD! FT SHOT by Phelps, Ceny
MISSED JUMPER by Anderson, Lauren	04:51			REBOUND (DEF) by Jarrell, Alex
STEAL by Anderson, Lauren	04:46			TURNOVR by Jarrell, Alex
MISSED JUMPER by Anderson, Lauren	04:44			
REBOUND (OFF) by Anderson, Lauren	04:44			
	04:43			FOUL by Jarrell, Alex
MISSED JUMPER by Carter, Whitney	04:29			BLOCK by Jarrell, Alex
	04:28			REBOUND (DEF) by Jarrell, Alex
REBOUND (DEF) by Dickson, Nicole	04:18			MISSED 3 PTR by Johnson, Andrea
TIMEOUT 30sec	04:10			
SUB IN : Dawson, Hannah	04:10			SUB IN : Collins, Rachel
SUB IN : Armstrong, Janay	04:10			SUB OUT: Deans, Ashley
SUB OUT: Johnson, Andrea	04:10			
SUB OUT: Buchanan, Anisha	04:10			
	04:00			FOUL by Phelps, Ceny
MISSED JUMPER by Dickson, Nicole	03:53			REBOUND (DEF) by Armstrong, Janay
	03:21			MISSED JUMPER by Armstrong, Janay
	03:21			REBOUND (OFF) by Jarrell, Alex
	03:18	11-7	H 4	GOOD! LAYUP by Jarrell, Alex [PNT]
MISSED JUMPER by Dickson, Nicole	03:05			REBOUND (DEF) by Armstrong, Janay
	02:55	11-9	H 2	GOOD! LAYUP by Phelps, Ceny [PNT]
GOOD! FT SHOT by Collins, Rachel	02:25	12-9	H 3	FOUL by Armstrong, Janay
GOOD! FT SHOT by Collins, Rachel	02:25	13-9	H 4	
SUB IN : Johnson, Sha'Para	02:25			SUB IN : Deans, Ashley
SUB OUT: Phelps, Ceny	02:25			SUB OUT: Collins, Rachel
	02:14			MISSED JUMPER by Johnson, Sha'Para
	02:14			REBOUND (OFF) by Dawson, Hannah
	02:11			TURNOVR by Dawson, Hannah
GOOD! JUMPER by Dickson, Nicole	01:54	15-9	H 6	
ASSIST by Forney, Sienna	01:54			
FOUL by Forney, Sienna	01:43			
	01:41	15-11	H 4	GOOD! JUMPER by Armstrong, Janay [PNT]
	01:41			ASSIST by Bryant, Kayla
TURNOVR by Forney, Sienna	01:36			
SUB IN : Buchanan, Anisha	01:36			
SUB OUT: Jarrell, Alex	01:36			
REBOUND (DEF) by Dickson, Nicole	01:27			MISSED 3 PTR by Dawson, Hannah
GOOD! JUMPER by Deans, Ashley	01:12	17-11	H 6	
ASSIST by Dickson, Nicole	01:12			
	00:54			TURNOVR by Armstrong, Janay
MISSED JUMPER by Dickson, Nicole	00:35			BLOCK by Armstrong, Janay
	00:34			REBOUND (DEF) by Buchanan, Anisha
	00:21	17-14	H 3	GOOD! 3 PTR by Dawson, Hannah
	00:21			ASSIST by Johnson, Sha'Para

Greeneville 17, Shelbyville 14

3rd PERIOD Play-by-Play (Page 1)

HOME TEAM: Greeneville	TIME	SCORE	MAR	VISITORS: Shelbyville
REBOUND (DEF) by Forney, Sienna	07:45			MISSED 3 PTR by Bryant, Kayla
GOOD! JUMPER by Dickson, Nicole	07:19	19-14	H 5	

ASSIST by Carter, Whitney	07:16			
	06:53	19-16	H 3	GOOD! JUMPER by Johnson, Sha'Para
MISSED 3 PTR by Carter, Whitney	06:28			REBOUND (DEF) by Johnson, Andrea
FOUL by Deans, Ashley	06:17			
REBOUND (DEF) by Anderson, Lauren	06:09			MISSED JUMPER by Buchanan, Anisha
MISSED JUMPER by Forney, Sienna	05:59			
REBOUND (OFF) by Anderson, Lauren	05:59			
MISSED 3 PTR by Dickson, Nicole	05:54			REBOUND (DEF) by Buchanan, Anisha
FOUL by Anderson, Lauren	05:52			
SUB IN : Dawson, Hannah	05:52			
SUB OUT: Johnson, Andrea	05:52			
	05:34			MISSED JUMPER by Armstrong, Janay
	05:34			REBOUND (OFF) by Armstrong, Janay
	05:31	19-18	H 1	GOOD! JUMPER by Armstrong, Janay [PNT]
MISSED JUMPER by Deans, Ashley	05:16			
REBOUND (OFF) by Dickson, Nicole	05:16			
GOOD! FT SHOT by Dickson, Nicole	05:14	20-18	H 2	FOUL by Johnson, Sha'Para
GOOD! FT SHOT by Dickson, Nicole	05:14	21-18	H 3	
SUB IN : Jarrell, Alex	05:14			
SUB OUT: Armstrong, Janay	05:14			
	05:03	21-21	T 1	GOOD! 3 PTR by Dawson, Hannah
	05:03			ASSIST by Johnson, Sha'Para
MISSED 3 PTR by Dickson, Nicole	04:39			REBOUND (DEF) by Johnson, Sha'Para
	04:27	21-24	V 3	GOOD! 3 PTR by Bryant, Kayla
	04:27			ASSIST by Johnson, Sha'Para
TURNOVR by Forney, Sienna	04:01			
	04:00			STEAL by Jarrell, Alex
FOUL by Deans, Ashley	03:51			
TIMEOUT TEAM	03:49			
	03:47	21-26	V 5	GOOD! JUMPER by Jarrell, Alex [PNT]
	03:47			ASSIST by Johnson, Sha'Para
GOOD! JUMPER by Deans, Ashley	03:22	23-26	V 3	
ASSIST by Carter, Whitney	03:22			
	03:09			TURNOVR by Johnson, Sha'Para
STEAL by Dickson, Nicole	03:08			
MISSED 3 PTR by Anderson, Lauren	02:48			REBOUND (DEF) by Johnson, Sha'Para
REBOUND (DEF) by Deans, Ashley	02:36			MISSED JUMPER by Jarrell, Alex
	02:35			FOUL by Jarrell, Alex
SUB IN : Armstrong, Janay	02:35			
SUB OUT: Buchanan, Anisha	02:35			
MISSED JUMPER by Dickson, Nicole	02:20			BLOCK by Armstrong, Janay
	02:18			REBOUND (DEF) by Armstrong, Janay
	02:17			TURNOVR by Johnson, Sha'Para
MISSED JUMPER by Deans, Ashley	01:56			REBOUND (DEF) by (TEAM)
	01:34			MISSED 3 PTR by Dawson, Hannah
	01:34			REBOUND (OFF) by Jarrell, Alex
FOUL by Dickson, Nicole	01:33			
REBOUND (DEF) by (TEAM)	01:21			MISSED JUMPER by Armstrong, Janay
	01:21			FOUL by Bryant, Kayla
MISSED JUMPER by Dickson, Nicole	01:06			REBOUND (DEF) by Bryant, Kayla
REBOUND (DEF) by (TEAM)	00:39			MISSED JUMPER by Jarrell, Alex
	00:38			FOUL by Jarrell, Alex
SUB IN : Buchanan, Anisha	00:38			
SUB OUT: Jarrell, Alex	00:38			
SUB OUT: Johnson, Sha'Para	00:38			
SUB IN : Phelps, Ceny	00:33			
TURNOVR by Carter, Whitney	00:28			
	00:27			STEAL by Buchanan, Anisha
	00:24	23-28	V 5	GOOD! LAYUP by Buchanan, Anisha [FB/PNT]
MISSED 3 PTR by Dickson, Nicole	00:13			REBOUND (DEF) by Dawson, Hannah
	00:04	23-31	V 8	GOOD! 3 PTR by Bryant, Kayla

Shelbyville 31, Greeneville 23

4th PERIOD Play-by-Play (Page 1)

HOME TEAM: Greeneville	TIME	SCORE	MAR	VISITORS: Shelbyville
SUB IN : Phelps, Ceny	08:00			
SUB IN : Dawson, Hannah	08:00			
SUB OUT: Johnson, Andrea	08:00			
SUB OUT: Johnson, Sha'Para	08:00			
GOOD! JUMPER by Forney, Sienna	07:39	25-31	V 6	
	07:11			TURNOVR by Buchanan, Anisha

SUB IN : Johnson, Andrea	07:11				
SUB OUT: Dawson, Hannah	07:11				
TURNOVR by Carter, Whitney	07:02				
	07:01				STEAL by Phelps, Ceny
STEAL by Dickson, Nicole	06:51				TURNOVR by Phelps, Ceny
TURNOVR by Carter, Whitney	06:37				
	06:36				STEAL by Johnson, Andrea
	06:27				FOUL by Buchanan, Anisha
	06:27				TURNOVR by Buchanan, Anisha
MISSED JUMPER by Forney, Sienna	06:06				REBOUND (DEF) by Armstrong, Janay
FOUL by Dickson, Nicole	06:00				
	06:00				SUB IN : Collins, Rachel
	06:00				SUB OUT: Dickson, Nicole
	05:26				TURNOVR by Johnson, Andrea
STEAL by Collins, Rachel	05:25				
TURNOVR by Carter, Whitney	05:13				
SUB IN : Dawson, Hannah	05:13				
SUB OUT: Johnson, Andrea	05:13				
	04:54				SUB IN : Dickson, Nicole
	04:54				SUB OUT: Collins, Rachel
	04:28				TIMEOUT 30sec
SUB IN : Johnson, Sha'Para	04:28				
SUB OUT: Phelps, Ceny	04:28				
REBOUND (DEF) by Anderson, Lauren	04:12				MISSED 3 PTR by Bryant, Kayla
MISSED 3 PTR by Carter, Whitney	03:56				
REBOUND (OFF) by Forney, Sienna	03:56				
MISSED JUMPER by Forney, Sienna	03:53				REBOUND (DEF) by Buchanan, Anisha
FOUL by Anderson, Lauren	03:42				
TIMEOUT TEAM	03:40				
FOUL by Dickson, Nicole	03:30				MISSED FT SHOT by Buchanan, Anisha
	03:30				REBOUND (OFF) by (DEADBALL)
REBOUND (DEF) by Dickson, Nicole	03:30				MISSED FT SHOT by Buchanan, Anisha
GOOD! LAYUP by Dickson, Nicole [PNT]	03:17	27-31	V 4		
GOOD! FT SHOT by Dickson, Nicole	03:17	28-31	V 3		FOUL by Armstrong, Janay
SUB IN : Johnson, Andrea	03:17				
SUB OUT: Dawson, Hannah	03:17				
	02:56				TURNOVR by Buchanan, Anisha
MISSED FT SHOT by Forney, Sienna	02:36				FOUL by Johnson, Andrea
	02:36				REBOUND (DEF) by Johnson, Sha'Para
	02:05				MISSED JUMPER by Buchanan, Anisha
	02:05				REBOUND (OFF) by Buchanan, Anisha
FOUL by Dickson, Nicole	02:02	28-32	V 4		GOOD! FT SHOT by Buchanan, Anisha
	02:02	28-33	V 5		GOOD! FT SHOT by Buchanan, Anisha
	02:02				SUB IN : Collins, Rachel
	02:02				SUB OUT: Dickson, Nicole
MISSED 3 PTR by Carter, Whitney	01:46				REBOUND (DEF) by Armstrong, Janay
FOUL by Carter, Whitney	01:30				
TIMEOUT TEAM	01:28				
	01:28	28-34	V 6		GOOD! FT SHOT by Johnson, Sha'Para
	01:28	28-35	V 7		GOOD! FT SHOT by Johnson, Sha'Para
GOOD! 3 PTR by Anderson, Lauren	01:14	31-35	V 4		
ASSIST by Carter, Whitney	01:14				
FOUL by Anderson, Lauren	01:01				MISSED FT SHOT by Bryant, Kayla
	01:01				REBOUND (OFF) by (DEADBALL)
	01:01	31-36	V 5		GOOD! FT SHOT by Bryant, Kayla
MISSED 3 PTR by Anderson, Lauren	00:47				
REBOUND (OFF) by Forney, Sienna	00:47				
MISSED FT SHOT by Forney, Sienna	00:46				FOUL by Johnson, Andrea
	00:46				REBOUND (DEF) by Buchanan, Anisha
FOUL by Deans, Ashley	00:44	31-37	V 6		GOOD! FT SHOT by Buchanan, Anisha
	00:44	31-38	V 7		GOOD! FT SHOT by Buchanan, Anisha
GOOD! FT SHOT by Anderson, Lauren	00:34	32-38	V 6		FOUL by Johnson, Sha'Para
GOOD! FT SHOT by Anderson, Lauren	00:34	33-38	V 5		
	00:34				SUB IN : Lammons, Morgan
	00:34				SUB OUT: Anderson, Lauren
FOUL by Forney, Sienna	00:32	33-39	V 6		GOOD! FT SHOT by Johnson, Sha'Para
REBOUND (DEF) by Forney, Sienna	00:32				MISSED FT SHOT by Johnson, Sha'Para
	00:32				SUB IN : Anderson, Lauren
	00:32				SUB OUT: Lammons, Morgan
MISSED JUMPER by Anderson, Lauren	00:16				REBOUND (DEF) by Buchanan, Anisha
FOUL by Anderson, Lauren	00:13				
TIMEOUT 30sec	00:13				
	00:13	33-40	V 7		GOOD! FT SHOT by Buchanan, Anisha
	00:13	33-41	V 8		GOOD! FT SHOT by Buchanan, Anisha
	00:13				SUB IN : Lammons, Morgan

	00:13	SUB OUT: Anderson, Lauren
MISSED JUMPER by Carter, Whitney	00:05	REBOUND (DEF) by Johnson, Andrea
STEAL by Forney, Sienna	00:02	TURNOVR by Johnson, Andrea
TURNOVR by Lammons, Morgan	00:01	

Shelbyville 41, Greeneville 33

Official Basketball Box Score -- 1st Half
Shelbyville vs Greeneville
03/10/06 8:30 p.m. at Murphy Center, Murfreesboro, Tenn.

VISITORS: Shelbyville 31-6

##	Player Name		TOT-FG FG-FGA	3-PT FG-FGA	FT-FTA	REBOUNDS OF	DE	TOT	PF	TP	A	TO	BLK	S	MIN
04	Johnson, Sha'Para...	*	0-5	0-2	0-0	1	3	4	1	0	2	1	0	0	12
21	Bryant, Kayla.....	*	0-1	0-0	0-0	1	0	1	0	0	1	0	0	0	16
24	Johnson, Andrea.....	*	0-2	0-2	0-0	0	0	0	1	0	0	3	0	0	10
34	Armstrong, Janay....	*	1-5	0-0	0-0	1	2	3	2	2	0	1	1	0	12
55	Buchanan, Anisha....	*	2-5	0-0	0-0	1	5	6	0	4	0	0	0	0	13
20	Phelps, Ceny.....		1-5	0-2	1-2	1	0	1	1	3	1	0	0	0	6
33	Dawson, Hannah.....		1-2	1-2	0-0	1	0	1	0	3	0	1	0	0	4
44	Jarrell, Alex.....		1-1	0-0	0-0	1	2	3	2	2	0	1	1	0	7
	TEAM.....					1		1							
	Totals.....		6-26	1-8	1-2	8	12	20	7	14	4	7	2	0	80

TOTAL FG% 1st Half: 6-26 23.1%
3-Pt. FG% 1st Half: 1-8 12.5%
F Throw % 1st Half: 1-2 50.0%

HOME TEAM: Greeneville 28-7

##	Player Name		TOT-FG FG-FGA	3-PT FG-FGA	FT-FTA	REBOUNDS OF	DE	TOT	PF	TP	A	TO	BLK	S	MIN
10	Carter, Whitney.....	*	0-1	0-0	0-0	0	1	1	0	0	1	0	0	0	16
14	Forney, Sienna.....	*	3-3	0-0	1-2	2	2	4	1	7	1	2	0	0	16
34	Anderson, Lauren....	*	0-3	0-1	0-0	1	3	4	0	0	0	0	0	1	16
35	Dickson, Nicole.....	*	2-11	1-4	1-2	0	3	3	1	6	2	1	1	1	16
45	Deans, Ashley.....	*	1-2	0-0	0-0	0	2	2	1	2	0	2	0	1	13
33	Lammons, Morgan.....		0-0	0-0	0-0	0	0	0	0	0	0	0	0	0	0
44	Collins, Rachel.....		0-0	0-0	2-2	0	0	0	1	2	0	0	0	0	3
	TEAM.....						1	1							
	Totals.....		6-20	1-5	4-6	3	12	15	4	17	4	5	1	3	80

TOTAL FG% 1st Half: 6-20 30.0%
3-Pt. FG% 1st Half: 1-5 20.0%
F Throw % 1st Half: 4-6 66.7%

Officials: Dan Boykin, Vincent Brown, Gerald Motley
Technical fouls: Shelbyville-None. Greeneville-None.
Attendance:

Score by Periods	1st	2nd
Shelbyville.....	2	12
Greeneville.....	5	12

Official Basketball Box Score
Shelbyville vs Wilson Central
03/11/06 8:30PM at Murfreesboro, Tenn. (Murphy Center)

VISITORS: Shelbyville 29-7

##	Player Name		TOT-FG FG-FGA	3-PT FG-FGA	FT-FTA	REBOUNDS OF	DE	TOT	PF	TP	A	TO	BLK	S	MIN
04	Johnson, Sha'Para...	*	3-6	1-2	2-2	0	1	1	3	9	2	1	0	1	30
21	Bryant, Kayla.....	*	2-3	2-3	0-0	0	2	2	2	6	1	1	0	0	32
24	Johnson, Andrea.....	*	0-2	0-2	0-0	0	1	1	1	0	3	2	0	1	17
34	Armstrong, Janay....	*	7-16	1-4	2-3	2	4	6	5	17	0	3	2	1	25
55	Buchanan, Anisha....	*	1-4	0-1	1-2	1	3	4	5	3	2	3	0	3	28
20	Phelps, Ceny.....		0-0	0-0	0-0	0	0	0	0	0	0	2	0	0	2
22	Trice, Lindsey.....		0-0	0-0	0-0	0	0	0	0	0	0	0	0	0	0+
33	Dawson, Hannah.....		0-2	0-1	0-0	1	1	2	1	0	0	0	0	0	13
44	Jarrell, Alex.....		0-2	0-0	3-5	2	2	4	2	3	1	0	1	0	13
	TEAM.....					2	2	4							
	Totals.....		13-35	4-13	8-12	8	16	24	19	38	9	12	3	6	160

TOTAL FG% 1st Half:	8-18	44.4%	2nd Half:	5-17	29.4%	Game:	37.1%	DEADB	
3-Pt. FG% 1st Half:	3-8	37.5%	2nd Half:	1-5	20.0%	Game:	30.8%	REBS	
F Throw % 1st Half:	2-4	50.0%	2nd Half:	6-8	75.0%	Game:	66.7%	1	

HOME TEAM: Wilson Central 32-7

##	Player Name		TOT-FG FG-FGA	3-PT FG-FGA	FT-FTA	REBOUNDS OF	DE	TOT	PF	TP	A	TO	BLK	S	MIN
12	Hassell, Jasmine....	*	2-7	0-0	2-5	2	2	4	4	6	0	3	2	2	32
21	Jenkins, Tierney....	*	7-12	0-0	1-3	6	6	12	4	15	0	5	0	1	30
30	Hall, Jenny.....	*	0-5	0-5	0-0	0	1	1	1	0	2	0	0	0	25
34	Calhoun, Cameryn....	*	3-4	3-4	2-4	0	0	0	1	11	3	2	0	3	32
50	Williams, Sara.....	*	1-1	0-0	7-8	0	7	7	4	9	1	0	1	0	32
14	Brown, Breonna.....		0-3	0-2	0-0	0	0	0	1	0	0	0	0	0	4
24	Clark, Kristyn.....		0-1	0-1	0-0	0	0	0	0	0	0	1	0	0	1
35	Farmer, Lauren.....		0-2	0-2	0-0	0	0	0	0	0	0	0	0	0	2
40	Wasson, Lauren.....		1-1	1-1	0-0	0	0	0	0	3	0	0	0	0	2
	TEAM.....					1	1	2							
	Totals.....		14-36	4-15	12-20	9	17	26	15	44	6	11	3	6	160

TOTAL FG% 1st Half:	7-22	31.8%	2nd Half:	7-14	50.0%	Game:	38.9%	DEADB	
3-Pt. FG% 1st Half:	1-10	10.0%	2nd Half:	3-5	60.0%	Game:	26.7%	REBS	
F Throw % 1st Half:	4-7	57.1%	2nd Half:	8-13	61.5%	Game:	60.0%	5	

Officials: Mike Whitson, Gerald Motley, Samathia Cook
Technical fouls: Shelbyville-Buchanan, Anisha. Wilson Central-None.
Attendance:

Score by Periods	1st	2nd	3rd	4th		Total
Shelbyville.....	13	8	7	10	-	38
Wilson Central.....	7	12	11	14	-	44

All Tourney Team: Sienna Fortney, Greenville; Nicole Dickson, Greenville Rachel Isom, Cleveland; Anisha Buchanan, Shelbyville; Jasmine Hassell, Wilson Central; Sara Williams, Wilson Central; Kayla Bryant, Shelbyville; Janay Armstrong, Shelbyville, MVP Tierney Jenkins, Wilson Cent; Cameryn Calhoun, WC

Play-by-Play
Shelbyville vs Wilson Central
03/11/06 8:30PM at Murfreesboro, Tenn. (Murphy Center)

1st PERIOD Play-by-Play (Page 1)

HOME TEAM: Wilson Central	TIME	SCORE	MAR	VISITORS: Shelbyville
REBOUND (DEF) by Jenkins, Tierney	07:17			MISSED 3 PTR by Armstrong, Janay
GOOD! JUMPER by Jenkins, Tierney	07:00	2-0	H 2	
	05:56	2-3	V 1	GOOD! 3 PTR by Johnson, Sha'Para
	05:56			ASSIST by Johnson, Andrea
	05:45			FOUL by Bryant, Kayla
MISSED 3 PTR by Hall, Jenny	05:43			
REBOUND (OFF) by (TEAM)	05:43			
MISSED 3 PTR by Calhoun, Cameryn	05:27			REBOUND (DEF) by Buchanan, Anisha
REBOUND (DEF) by Jenkins, Tierney	05:16			MISSED 3 PTR by Buchanan, Anisha
TURNOVR by Jenkins, Tierney	04:59			STEAL by Johnson, Andrea
FOUL by Jenkins, Tierney	04:59			
	04:42	2-5	V 3	GOOD! JUMPER by Armstrong, Janay
	04:42			ASSIST by Johnson, Sha'Para
MISSED 3 PTR by Hall, Jenny	04:18			
REBOUND (OFF) by Jenkins, Tierney	04:18			
MISSED FT SHOT by Jenkins, Tierney	04:14			FOUL by Johnson, Andrea
REBOUND (OFF) by (DEADBALL)	04:14			
GOOD! FT SHOT by Jenkins, Tierney	04:14	3-5	V 2	
REBOUND (DEF) by Williams, Sara	04:02			MISSED JUMPER by Armstrong, Janay
MISSED 3 PTR by Hall, Jenny	03:42			REBOUND (DEF) by Bryant, Kayla
	03:33	3-8	V 5	GOOD! 3 PTR by Armstrong, Janay
	03:33			ASSIST by Johnson, Andrea
TURNOVR by Jenkins, Tierney	03:14			
	03:12			STEAL by Buchanan, Anisha
	03:06	3-10	V 7	GOOD! JUMPER by Buchanan, Anisha
	03:06			ASSIST by Johnson, Andrea
MISSED JUMPER by Jenkins, Tierney	02:47			
REBOUND (OFF) by Jenkins, Tierney	02:47			
	02:46			FOUL by Armstrong, Janay
TIMEOUT MEDIA	02:46			
TURNOVR by Calhoun, Cameryn	02:43			
	02:42			STEAL by Buchanan, Anisha
REBOUND (DEF) by Williams, Sara	02:31			MISSED JUMPER by Johnson, Sha'Para
FOUL by Jenkins, Tierney	02:19			
TURNOVR by Jenkins, Tierney	02:19			
	01:48			TURNOVR by Johnson, Andrea
	01:39			FOUL by Johnson, Sha'Para
GOOD! JUMPER by Hassell, Jasmine	01:38	5-10	V 5	
ASSIST by Calhoun, Cameryn	01:38			
MISSED FT SHOT by Hassell, Jasmine	01:38			FOUL by Buchanan, Anisha
	01:38			REBOUND (DEF) by Johnson, Sha'Para
REBOUND (DEF) by Jenkins, Tierney	01:27			MISSED 3 PTR by Johnson, Andrea
GOOD! JUMPER by Jenkins, Tierney	01:01	7-10	V 3	
ASSIST by Hall, Jenny	01:01			
REBOUND (DEF) by Jenkins, Tierney	00:40			MISSED 3 PTR by Johnson, Andrea
MISSED JUMPER by Hassell, Jasmine	00:25			BLOCK by Armstrong, Janay
	00:23			REBOUND (DEF) by Buchanan, Anisha
	00:03	7-13	V 6	GOOD! 3 PTR by Bryant, Kayla
	00:03			ASSIST by Buchanan, Anisha

Shelbyville 13, Wilson Central 7

2nd PERIOD Play-by-Play (Page 1)

HOME TEAM: Wilson Central	TIME	SCORE	MAR	VISITORS: Shelbyville
REBOUND (DEF) by (TEAM)	07:44			MISSED 3 PTR by Johnson, Sha'Para
	07:44			FOUL by Bryant, Kayla
MISSED FT SHOT by Williams, Sara	07:22			FOUL by Armstrong, Janay
REBOUND (OFF) by (DEADBALL)	07:22			
GOOD! FT SHOT by Williams, Sara	07:22	8-13	V 5	
SUB IN : Jarrell, Alex	07:22			SUB IN : Brown, Breonna
SUB OUT: Armstrong, Janay	07:22			SUB OUT: Hall, Jenny

BLOCK by Hassell, Jasmine	07:02			MISSED JUMPER by Jarrell, Alex
	07:00			REBOUND (OFF) by Jarrell, Alex
FOUL by Hassell, Jasmine	06:47	8-14	V 6	GOOD! FT SHOT by Jarrell, Alex
	06:47			MISSED FT SHOT by Jarrell, Alex
	06:47			REBOUND (OFF) by Buchanan, Anisha
FOUL by Hassell, Jasmine	06:44			MISSED FT SHOT by Buchanan, Anisha
	06:44			REBOUND (OFF) by (DEADBALL)
	06:44	8-15	V 7	GOOD! FT SHOT by Buchanan, Anisha
MISSED JUMPER by Hassell, Jasmine	06:27			
REBOUND (OFF) by Jenkins, Tierney	06:27			
GOOD! JUMPER by Jenkins, Tierney [PNT]	06:25	10-15	V 5	
	05:52	10-17	V 7	GOOD! LAYUP by Johnson, Sha'Para [PNT]
MISSED 3 PTR by Brown, Breonna	05:37			REBOUND (DEF) by Buchanan, Anisha
	05:27			TURNOVR by Bryant, Kayla
MISSED 3 PTR by Brown, Breonna	05:00			REBOUND (DEF) by Jarrell, Alex
REBOUND (DEF) by Jenkins, Tierney	04:20			MISSED JUMPER by Johnson, Sha'Para
MISSED JUMPER by Brown, Breonna	03:50			REBOUND (DEF) by Johnson, Andrea
FOUL by Brown, Breonna	03:50			
	03:50			TIMEOUT media
SUB IN : Phelps, Ceny	03:50			SUB IN : Hall, Jenny
SUB IN : Armstrong, Janay	03:50			SUB OUT: Brown, Breonna
SUB OUT: Buchanan, Anisha	03:50			
SUB OUT: Johnson, Sha'Para	03:50			
REBOUND (DEF) by Williams, Sara	03:23			MISSED JUMPER by Armstrong, Janay
MISSED JUMPER by Hassell, Jasmine	03:01			
REBOUND (OFF) by Jenkins, Tierney	03:01			
GOOD! JUMPER by Jenkins, Tierney [PNT]	02:59	12-17	V 5	
	02:46			TURNOVR by Phelps, Ceny
STEAL by Calhoun, Cameryn	02:45			
MISSED 3 PTR by Hall, Jenny	02:21			
REBOUND (OFF) by Jenkins, Tierney	02:21			
GOOD! JUMPER by Williams, Sara	02:18	14-17	V 3	
ASSIST by Calhoun, Cameryn	02:18			
	01:59			TURNOVR by Phelps, Ceny
SUB IN : Johnson, Sha'Para	01:59			SUB IN : Farmer, Lauren
SUB IN : Dawson, Hannah	01:59			SUB OUT: Hall, Jenny
SUB OUT: Phelps, Ceny	01:59			
SUB OUT: Johnson, Andrea	01:59			
MISSED 3 PTR by Farmer, Lauren	01:45			
REBOUND (OFF) by Hassell, Jasmine	01:45			
GOOD! FT SHOT by Hassell, Jasmine	01:42	15-17	V 2	FOUL by Jarrell, Alex
GOOD! FT SHOT by Hassell, Jasmine	01:42	16-17	V 1	
FOUL by Williams, Sara	01:27			
SUB IN : Buchanan, Anisha	01:27			
SUB OUT: Jarrell, Alex	01:27			
	01:21			TURNOVR by Armstrong, Janay
GOOD! 3 PTR by Calhoun, Cameryn	01:14	19-17	H 2	
	00:50	19-19	T 1	GOOD! JUMPER by Armstrong, Janay [PNT]
	00:50			ASSIST by Bryant, Kayla
MISSED 3 PTR by Farmer, Lauren	00:42			REBOUND (DEF) by (TEAM)
	00:08	19-21	V 2	GOOD! LAYUP by Armstrong, Janay [PNT]
	00:08			ASSIST by Johnson, Sha'Para
MISSED JUMPER by Jenkins, Tierney	00:01			REBOUND (DEF) by Dawson, Hannah

Shelbyville 21, Wilson Central 19

3rd PERIOD Play-by-Play (Page 1)

HOME TEAM: Wilson Central	TIME	SCORE	MAR	VISITORS: Shelbyville
SUB IN : Dawson, Hannah	08:00			
SUB OUT: Johnson, Andrea	08:00			
MISSED JUMPER by Jenkins, Tierney	07:42			REBOUND (DEF) by (TEAM)
	07:06			MISSED 3 PTR by Dawson, Hannah
	07:06			REBOUND (OFF) by (TEAM)
FOUL by Williams, Sara	07:04			
BLOCK by Williams, Sara	07:02			MISSED JUMPER by Armstrong, Janay
REBOUND (DEF) by Williams, Sara	07:02			
	07:02			FOUL by Armstrong, Janay
TURNOVR by Hassell, Jasmine	06:49			
SUB IN : Jarrell, Alex	06:49			
SUB OUT: Armstrong, Janay	06:49			

	06:34	19-24	V 5	GOOD! 3 PTR by Bryant, Kayla
	06:34			ASSIST by Jarrell, Alex
MISSED JUMPER by Hassell, Jasmine	06:21			BLOCK by Jarrell, Alex
REBOUND (OFF) by Hassell, Jasmine	06:20			
GOOD! JUMPER by Hassell, Jasmine [PNT]	06:17	21-24	V 3	
FOUL by Calhoun, Cameryn	05:55	21-25	V 4	GOOD! FT SHOT by Johnson, Sha'Para
	05:55	21-26	V 5	GOOD! FT SHOT by Johnson, Sha'Para
GOOD! 3 PTR by Calhoun, Cameryn	05:42	24-26	V 2	
ASSIST by Williams, Sara	05:42			
STEAL by Jenkins, Tierney	05:21			TURNOVR by Buchanan, Anisha
GOOD! JUMPER by Jenkins, Tierney	05:09	26-26	T 2	
BLOCK by Hassell, Jasmine	04:50			MISSED JUMPER by Jarrell, Alex
	04:50			REBOUND (OFF) by (TEAM)
	04:47			TURNOVR by Buchanan, Anisha
STEAL by Hassell, Jasmine	04:46			
MISSED 3 PTR by Hall, Jenny	04:29			REBOUND (DEF) by Bryant, Kayla
SUB IN : Armstrong, Janay	04:23			
SUB OUT: Jarrell, Alex	04:23			
	03:54			TURNOVR by Armstrong, Janay
TIMEOUT MEDIA	03:54			
	03:54			SUB IN : Clark, Kristyn
	03:54			SUB OUT: Hall, Jenny
MISSED 3 PTR by Clark, Kristyn	03:44			REBOUND (DEF) by Armstrong, Janay
	03:25	26-28	V 2	GOOD! JUMPER by Johnson, Sha'Para
TURNOVR by Jenkins, Tierney	03:09			
SUB IN : Johnson, Andrea	03:09			
SUB OUT: Dawson, Hannah	03:09			
REBOUND (DEF) by Hassell, Jasmine	02:41			MISSED JUMPER by Armstrong, Janay
TURNOVR by Clark, Kristyn	02:24			
	02:24			SUB IN : Hall, Jenny
	02:24			SUB OUT: Clark, Kristyn
	01:50			TURNOVR by Johnson, Andrea
STEAL by Hassell, Jasmine	01:49			
	01:48			FOUL by Buchanan, Anisha
	01:48			FOUL TECHNCL by Buchanan, Anisha
TIMEOUT TEAM	01:48			
MISSED FT SHOT by Hassell, Jasmine	01:48			
REBOUND (OFF) by (DEADBALL)	01:48			
MISSED FT SHOT by Hassell, Jasmine	01:48			
REBOUND (OFF) by (DEADBALL)	01:48			
GOOD! FT SHOT by Calhoun, Cameryn	01:48	27-28	V 1	
MISSED FT SHOT by Calhoun, Cameryn	01:48			
REBOUND (OFF) by (DEADBALL)	01:48			
SUB IN : Dawson, Hannah	01:48			
SUB OUT: Johnson, Andrea	01:48			
MISSED JUMPER by Hassell, Jasmine	01:16			BLOCK by Armstrong, Janay
REBOUND (OFF) by Jenkins, Tierney	01:14			
MISSED JUMPER by Jenkins, Tierney	01:13			REBOUND (DEF) by Armstrong, Janay
REBOUND (DEF) by Williams, Sara	00:45			MISSED JUMPER by Buchanan, Anisha
GOOD! 3 PTR by Calhoun, Cameryn	00:00	30-28	H 2	
ASSIST by Hall, Jenny	00:00			
	01:48			FOUL by Buchanan, Anisha

Wilson Central 30, Shelbyville 28

4th PERIOD Play-by-Play (Page 1)

HOME TEAM: Wilson Central	TIME	SCORE	MAR	VISITORS: Shelbyville
SUB IN : Dawson, Hannah	08:00			
SUB OUT: Johnson, Andrea	08:00			
	07:46			MISSED JUMPER by Armstrong, Janay
	07:46			REBOUND (OFF) by Dawson, Hannah
FOUL by Williams, Sara	07:44			
FOUL by Hall, Jenny	07:28			
	07:17	30-30	T 3	GOOD! JUMPER by Armstrong, Janay
	07:17			ASSIST by Buchanan, Anisha
GOOD! JUMPER by Jenkins, Tierney	06:55	32-30	H 2	
FOUL by Jenkins, Tierney	06:30	32-31	H 1	GOOD! FT SHOT by Armstrong, Janay
	06:30	32-32	T 4	GOOD! FT SHOT by Armstrong, Janay
GOOD! JUMPER by Jenkins, Tierney	06:15	34-32	H 2	
FOUL by Jenkins, Tierney	05:43			

	05:39			FOUL by Buchanan, Anisha
	05:39			TURNOVR by Buchanan, Anisha
	05:39			SUB IN : Wasson, Lauren
	05:39			SUB OUT: Jenkins, Tierney
TIMEOUT TEAM	05:27			
SUB IN : Jarrell, Alex	05:27			
SUB OUT: Buchanan, Anisha	05:27			
GOOD! 3 PTR by Wasson, Lauren	05:19	37-32	H 5	
ASSIST by Calhoun, Cameryn	05:19			
	04:57			MISSED 3 PTR by Armstrong, Janay
	04:57			REBOUND (OFF) by Jarrell, Alex
FOUL by Hassell, Jasmine	04:56			MISSED FT SHOT by Jarrell, Alex
REBOUND (DEF) by Hassell, Jasmine	04:56			
TURNOVR by Hassell, Jasmine	04:36			
	04:35			STEAL by Johnson, Sha'Para
SUB IN : Johnson, Andrea	04:13			
SUB OUT: Dawson, Hannah	04:13			
STEAL by Calhoun, Cameryn	04:08			TURNOVR by Armstrong, Janay
	04:08			FOUL by Armstrong, Janay
SUB IN : Buchanan, Anisha	04:08			
SUB OUT: Armstrong, Janay	04:08			
TURNOVR by Calhoun, Cameryn	03:51			
	03:50			STEAL by Buchanan, Anisha
STEAL by Calhoun, Cameryn	03:40			TURNOVR by Johnson, Sha'Para
FOUL by Hassell, Jasmine	03:40			
TURNOVR by Hassell, Jasmine	03:40			
	03:40			TIMEOUT MEDIA
	03:40	37-33	H 4	GOOD! FT SHOT by Jarrell, Alex
	03:40	37-34	H 3	GOOD! FT SHOT by Jarrell, Alex
SUB IN : Armstrong, Janay	03:40			SUB IN : Jenkins, Tierney
SUB OUT: Johnson, Andrea	03:40			SUB OUT: Wasson, Lauren
MISSED JUMPER by Jenkins, Tierney	03:22			REBOUND (DEF) by Armstrong, Janay
FOUL by Williams, Sara	03:19			MISSED FT SHOT by Armstrong, Janay
REBOUND (DEF) by Jenkins, Tierney	03:19			
TURNOVR by Jenkins, Tierney	03:01			
	02:57			STEAL by Armstrong, Janay
REBOUND (DEF) by Hall, Jenny	02:51			MISSED 3 PTR by Armstrong, Janay
TIMEOUT TEAM	02:30			
	01:46			FOUL by Johnson, Sha'Para
GOOD! FT SHOT by Calhoun, Cameryn	01:42	38-34	H 4	FOUL by Johnson, Sha'Para
MISSED FT SHOT by Calhoun, Cameryn	01:42			REBOUND (DEF) by Jarrell, Alex
	01:29			MISSED JUMPER by Buchanan, Anisha
	01:29			REBOUND (OFF) by Armstrong, Janay
	01:26	38-36	H 2	GOOD! JUMPER by Armstrong, Janay
	01:25			TIMEOUT 30sec
MISSED FT SHOT by Jenkins, Tierney	01:00			FOUL by Jarrell, Alex
	01:00			REBOUND (DEF) by Armstrong, Janay
REBOUND (DEF) by Williams, Sara	00:46			MISSED JUMPER by Armstrong, Janay
GOOD! FT SHOT by Williams, Sara	00:43	39-36	H 3	FOUL by Buchanan, Anisha
GOOD! FT SHOT by Williams, Sara	00:43	40-36	H 4	
TIMEOUT 30sec	00:43			
SUB IN : Johnson, Andrea	00:43			
SUB IN : Dawson, Hannah	00:43			
SUB OUT: Jarrell, Alex	00:43			
SUB OUT: Buchanan, Anisha	00:43			
	00:28			MISSED JUMPER by Dawson, Hannah
	00:28			REBOUND (OFF) by Armstrong, Janay
	00:25	40-38	H 2	GOOD! JUMPER by Armstrong, Janay
	00:24			TIMEOUT TEAM
SUB IN : Jarrell, Alex	00:24			
SUB OUT: Dawson, Hannah	00:24			
GOOD! FT SHOT by Williams, Sara	00:14	41-38	H 3	FOUL by Armstrong, Janay
GOOD! FT SHOT by Williams, Sara	00:14	42-38	H 4	
SUB IN : Dawson, Hannah	00:14			
SUB OUT: Armstrong, Janay	00:14			
	00:12			TIMEOUT TEAM
REBOUND (DEF) by Williams, Sara	00:03			MISSED 3 PTR by Bryant, Kayla
	00:01			FOUL by Dawson, Hannah
TIMEOUT TEAM	00:01			
GOOD! FT SHOT by Williams, Sara	00:01	43-38	H 5	
GOOD! FT SHOT by Williams, Sara	00:01	44-38	H 6	
SUB IN : Trice, Lindsey	00:01			

SUB OUT: Johnson, Andrea 00:01

Wilson Central 44, Shelbyville 38

Official Basketball Box Score -- 1st Half
Shelbyville vs Wilson Central
03/11/06 8:30PM at Murfreesboro, Tenn. (Murphy Center)

VISITORS: Shelbyville 29-7

##	Player Name		TOT-FG FG-FGA	3-PT FG-FGA	FT-FTA	REBOUNDS OF	DE	TOT	PF	TP	A	TO	BLK	S	MIN
04	Johnson, Sha'Para...	*	2-5	1-2	0-0	0	1	1	1	5	2	0	0	0	14
21	Bryant, Kayla.....	*	1-1	1-1	0-0	0	1	1	2	3	1	1	0	0	16
24	Johnson, Andrea.....	*	0-2	0-2	0-0	0	1	1	1	0	3	1	0	1	14
34	Armstrong, Janay....	*	4-7	1-2	0-0	0	0	0	2	9	0	1	1	0	12
55	Buchanan, Anisha....	*	1-2	0-1	1-2	1	3	4	1	3	1	0	0	2	14
20	Phelps, Ceny.....		0-0	0-0	0-0	0	0	0	0	0	0	2	0	0	2
22	Trice, Lindsey.....		0-0	0-0	0-0	0	0	0	0	0	0	0	0	0	0
33	Dawson, Hannah.....		0-0	0-0	0-0	0	1	1	0	0	0	0	0	0	2
44	Jarrell, Alex.....		0-1	0-0	1-2	1	1	2	1	1	0	0	0	0	6
	TEAM.....						1	1							
	Totals.....		8-18	3-8	2-4	2	9	11	8	21	7	5	1	3	80

TOTAL FG% 1st Half: 8-18 44.4%
3-Pt. FG% 1st Half: 3-8 37.5%
F Throw % 1st Half: 2-4 50.0%

HOME TEAM: Wilson Central 32-7

##	Player Name		TOT-FG FG-FGA	3-PT FG-FGA	FT-FTA	REBOUNDS OF	DE	TOT	PF	TP	A	TO	BLK	S	MIN
12	Hassell, Jasmine....	*	1-4	0-0	2-3	1	0	1	2	4	0	0	1	0	16
21	Jenkins, Tierney....	*	4-6	0-0	1-2	5	5	10	2	9	0	3	0	0	16
30	Hall, Jenny.....	*	0-4	0-4	0-0	0	0	0	0	0	1	0	0	0	10
34	Calhoun, Cameryn....	*	1-2	1-2	0-0	0	0	0	0	3	2	1	0	1	16
50	Williams, Sara.....	*	1-1	0-0	1-2	0	3	3	1	3	0	0	0	0	16
14	Brown, Breonna.....		0-3	0-2	0-0	0	0	0	1	0	0	0	0	0	4
24	Clark, Kristyn.....		0-0	0-0	0-0	0	0	0	0	0	0	0	0	0	0
35	Farmer, Lauren.....		0-2	0-2	0-0	0	0	0	0	0	0	0	0	0	2
40	Wasson, Lauren.....		0-0	0-0	0-0	0	0	0	0	0	0	0	0	0	0
	TEAM.....					1	1	2							
	Totals.....		7-22	1-10	4-7	7	9	16	6	19	3	4	1	1	80

TOTAL FG% 1st Half: 7-22 31.8%
3-Pt. FG% 1st Half: 1-10 10.0%
F Throw % 1st Half: 4-7 57.1%

Officials: Mike Whitson, Gerald Motley, Samathia Cook
Technical fouls: Shelbyville-None. Wilson Central-None.
Attendance:

Score by Periods	1st	2nd
Shelbyville.....	13	8
Wilson Central.....	7	12

All Tourney Team: Sienna Fortney, Greenville; Nicole Dickson, Greenville Rachel Isom, Cleveland; Anisha Buchanan, Shelbyville; Jasmine Hassell, Wilson Central; Sara Williams, Wilson Central; Kayla Bryant, Shelbyville; Janay Armstrong, Shelbyville, MVP Tierney Jenkins, Wilson Cent; Cameryn Calhoun, WC

2004 Class AAA State Girls' Basketball Tournament

March 10 - March 13, 2004 · Middle Tennessee State University - Murfreesboro

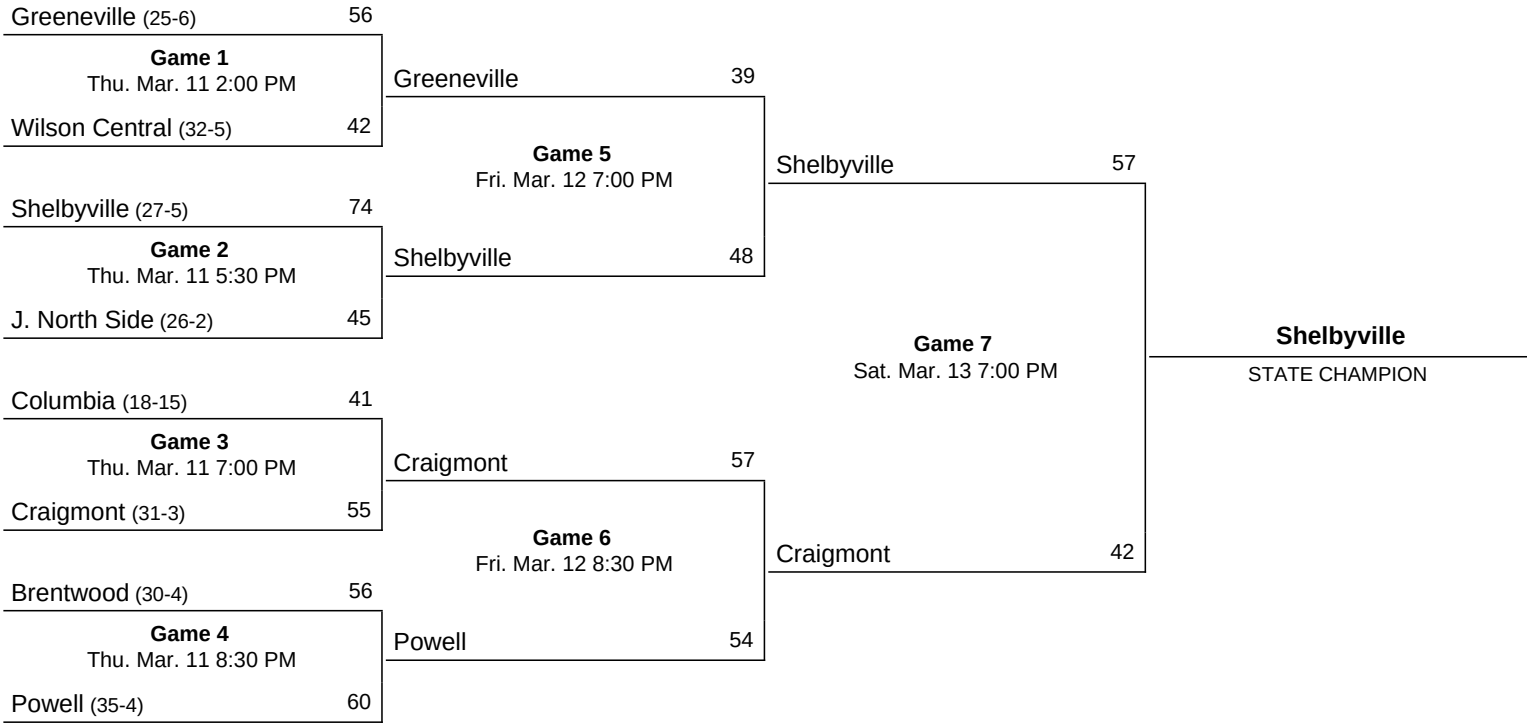

Official Basketball Box Score
Jackson North Side Indians vs Shelbyville Lady Eaglettes
03/11/04 5:30 PM at Murfreesboro, TN

VISITORS: Jackson North Side Indians 26-3

##	Player Name		TOT-FG FG-FGA	3-PT FG-FGA	FT-FTA	REBOUNDS OF	DE	TOT	PF	TP	A	TO	BLK	S	MIN
12	Penn, Amber.....	*	4-6	0-0	4-4	1	3	4	1	12	3	5	0	0	27
22	Spencer, Danielle...	*	3-4	0-0	1-3	1	0	1	1	7	1	2	0	1	20
31	Brooks, Sha.....	*	1-5	0-1	2-3	1	2	3	0	4	5	5	0	2	29
53	Walker, Tiffany.....	*	1-4	0-0	2-2	2	0	2	2	4	1	7	1	0	27
54	Watson, Rachel.....	*	4-5	0-0	0-0	1	2	3	2	8	0	0	0	1	23
00	Gilkey, Jamie.....		0-0	0-0	0-0	0	0	0	0	0	0	0	0	0	2
14	Rast, Katie.....		0-0	0-0	0-0	0	0	0	0	0	0	0	0	0	1
15	Cliff, Sequeyah.....		0-0	0-0	0-0	0	0	0	0	0	0	0	0	0	1
23	Hicks, Calissa.....		0-0	0-0	2-2	0	0	0	0	2	0	0	0	0	2
25	Coats, Jennifer.....		0-0	0-0	0-0	0	0	0	0	0	0	0	0	0	2
32	Beard, Tiara.....		0-0	0-0	0-0	0	1	1	0	0	1	1	0	0	4
33	Thomas, Paige.....		0-0	0-0	0-0	0	1	1	0	0	1	0	0	0	3
44	Delk, Gwen.....		1-1	0-0	0-0	1	0	1	1	2	0	0	0	1	7
45	Pettis, Dalilah.....		1-1	0-0	0-0	0	0	0	0	2	0	0	0	0	2
52	Ivie, Shari.....		2-2	0-0	0-0	0	0	0	1	4	0	3	0	0	10
	TEAM.....					1		1				2			
	Totals.....		17-28	0-1	11-14	8	9	17	8	45	12	25	1	5	160

TOTAL FG% 1st Half:	8-16	50.0%	2nd Half:	9-12	75.0%	Game: 60.7%	DEADB
3-Pt. FG% 1st Half:	0-1	0.0%	2nd Half:	0-0	0.0%	Game: 0.0%	REBS
F Throw % 1st Half:	5-7	71.4%	2nd Half:	6-7	85.7%	Game: 78.6%	1

HOME TEAM: Shelbyville Lady Eaglettes 29-5

##	Player Name		TOT-FG FG-FGA	3-PT FG-FGA	FT-FTA	REBOUNDS OF	DE	TOT	PF	TP	A	TO	BLK	S	MIN
11	Almader, Tabatha....	*	3-5	2-3	0-0	1	1	2	2	8	4	2	0	4	28
25	Cannon, Abby.....	*	4-6	4-6	0-0	0	0	0	4	12	6	1	0	2	26
33	Snipes, April.....	*	3-6	0-1	0-0	1	0	1	4	6	1	1	0	1	21
34	Newman, Ashleigh....	*	8-11	0-0	4-4	2	3	5	3	20	6	4	1	3	24
44	Fuller, Alex.....	*	10-13	0-0	2-4	2	0	2	1	22	1	1	1	2	25
04	Houston, Samantha...		3-3	0-0	0-0	0	1	1	2	6	0	0	0	2	19
12	Muckle, Alex.....		0-0	0-0	0-0	0	0	0	0	0	0	0	0	0	1
14	Stone, Latoya.....		0-0	0-0	0-0	0	0	0	0	0	0	1	0	0	2
20	Beech, Amy.....		0-0	0-0	0-0	0	0	0	1	0	0	0	0	0	4
21	Bryant, Kayla.....		0-1	0-1	0-0	0	0	0	0	0	0	0	0	0	5
22	Smith, Brittany.....		0-0	0-0	0-0	0	0	0	0	0	0	0	0	0	1
24	Johnson, Andria.....		0-0	0-0	0-0	0	0	0	0	0	0	0	0	0	1
35	Kelly, Katrina.....		0-0	0-0	0-0	0	0	0	0	0	0	1	0	0	2
55	Buchanan, Nisha.....		0-0	0-0	0-0	0	0	0	0	0	0	0	0	0	1
	TEAM.....														
	Totals.....		31-45	6-11	6-8	6	5	11	17	74	18	11	2	14	160

TOTAL FG% 1st Half:	21-31	67.7%	2nd Half:	10-14	71.4%	Game: 68.9%	DEADB
3-Pt. FG% 1st Half:	4-6	66.7%	2nd Half:	2-5	40.0%	Game: 54.5%	REBS
F Throw % 1st Half:	2-4	50.0%	2nd Half:	4-4	100 %	Game: 75.0%	1

Officials:
Technical fouls: Jackson North Side Indians-None. Shelbyville Lady Eaglettes-None.
Attendance:

Score by Periods	1st	2nd	3rd	4th		Total
Jackson North Side Indians....	11	10	12	12	-	45
Shelbyville Lady Eaglettes....	28	20	14	12	-	74

Play-By-Play
Jackson North Side Indians vs Shelbyville Lady Eaglettes
03/11/04 5:30 PM at Murfreesboro, TN

1st PERIOD Play-by-Play (Page 1)

HOME TEAM: Shelbyville Lady Eag	TIME	SCORE	MAR	VISITORS: Jackson North Side I
GOOD! LAYUP by Newman, Ashleigh [PNT]	07:57	2-0	H 2	
	07:39			TURNOVR by Brooks, Sha
STEAL by Almader, Tabatha	07:38			
GOOD! LAYUP by Snipes, April [PNT]	07:10	4-0	H 4	
ASSIST by Newman, Ashleigh	07:10			
	06:56			TURNOVR by Walker, Tiffany
STEAL by Snipes, April	06:56			
TURNOVR by Snipes, April	06:56			
	06:47			TURNOVR by Brooks, Sha
	06:36			FOUL by Walker, Tiffany
TURNOVR by Newman, Ashleigh	06:29			
	06:27			STEAL by Watson, Rachel
	06:15			MISSED LAYUP by Penn, Amber
REBOUND (DEF) by Almader, Tabatha	06:15			
TURNOVR by Almader, Tabatha	06:07			
	06:06			STEAL by Brooks, Sha
FOUL by Almader, Tabatha	06:03			
	06:03	4-1	H 3	GOOD! FT SHOT by Walker, Tiffany
	06:03	4-2	H 2	GOOD! FT SHOT by Walker, Tiffany
GOOD! JUMPER by Newman, Ashleigh [PNT]	05:46	6-2	H 4	
	05:28	6-4	H 2	GOOD! JUMPER by Brooks, Sha [PNT]
GOOD! JUMPER by Fuller, Alex	05:05	8-4	H 4	
ASSIST by Snipes, April	05:05			
	04:52			TURNOVR by Penn, Amber
STEAL by Almader, Tabatha	04:52			
MISSED LAYUP by Snipes, April	04:49			
REBOUND (OFF) by Fuller, Alex	04:49			
	04:47			FOUL by Walker, Tiffany
MISSED FT SHOT by Fuller, Alex	04:47			
REBOUND (OFF) by (DEADBALL)	04:47			
GOOD! FT SHOT by Fuller, Alex	04:47	9-4	H 5	
	04:46			TURNOVR by Walker, Tiffany
GOOD! LAYUP by Newman, Ashleigh [PNT]	04:30	11-4	H 7	
ASSIST by Fuller, Alex	04:30			
FOUL by Snipes, April	04:19			
TIMEOUT 30sec	04:19			
	04:14			TURNOVR by Walker, Tiffany
STEAL by Almader, Tabatha	04:13			
GOOD! LAYUP by Newman, Ashleigh [PNT]	04:09	13-4	H 9	
	03:55	13-6	H 7	GOOD! LAYUP by Penn, Amber [PNT]
	03:55			ASSIST by Brooks, Sha
GOOD! 3 PTR by Almader, Tabatha	03:39	16-6	H 10	
ASSIST by Cannon, Abby	03:39			
	03:26			TURNOVR by (TEAM)
MISSED JUMPER by Newman, Ashleigh	03:14			
REBOUND (OFF) by Snipes, April	03:14			
GOOD! LAYUP by Snipes, April [PNT]	03:12	18-6	H 12	
	02:56			MISSED LAYUP by Penn, Amber
BLOCK by Newman, Ashleigh	02:56			
	02:55			REBOUND (OFF) by Penn, Amber
	02:55			TURNOVR by Penn, Amber
GOOD! 3 PTR by Cannon, Abby	02:42	21-6	H 15	
ASSIST by Almader, Tabatha	02:42			
	02:18	21-8	H 13	GOOD! LAYUP by Spencer, Danielle [PNT]
	02:18			ASSIST by Penn, Amber
GOOD! 3 PTR by Cannon, Abby	01:54	24-8	H 16	
ASSIST by Almader, Tabatha	01:54			
	01:36	24-10	H 14	GOOD! LAYUP by Watson, Rachel [PNT]
	01:36			ASSIST by Penn, Amber
MISSED JUMPER by Fuller, Alex	01:12			
REBOUND (OFF) by Newman, Ashleigh	01:12			
GOOD! LAYUP by Newman, Ashleigh [PNT]	01:10	26-10	H 16	
	01:00			TURNOVR by Walker, Tiffany
STEAL by Newman, Ashleigh	00:57			
GOOD! JUMPER by Fuller, Alex [PNT]	00:48	28-10	H 18	

ASSIST by Cannon, Abby	00:48			
FOUL by Cannon, Abby	00:36			
	00:36			MISSED FT SHOT by Spencer, Danielle
	00:36			REBOUND (OFF) by (DEADBALL)
	00:36	28-11	H 17	GOOD! FT SHOT by Spencer, Danielle
MISSED 3 PTR by Cannon, Abby	00:11			
REBOUND (OFF) by Newman, Ashleigh	00:11			
MISSED JUMPER by Newman, Ashleigh	00:08			
REBOUND (OFF) by Almader, Tabatha	00:08			
MISSED JUMPER by Almader, Tabatha	00:04			
	00:04			REBOUND (DEF) by Watson, Rachel

Shelbyville Lady Eaglettes 28, Jackson North Side Indians 11

2nd PERIOD Play-by-Play (Page 1)

HOME TEAM: Shelbyville Lady Eag	TIME	SCORE	MAR	VISITORS: Jackson North Side I
	08:00			TURNOVR by (TEAM)
TURNOVR by Fuller, Alex	07:49			
	07:49			STEAL by Brooks, Sha
FOUL by Newman, Ashleigh	07:49			
	07:42			TURNOVR by Penn, Amber
STEAL by Cannon, Abby	07:41			
FOUL by Newman, Ashleigh	07:28			
TURNOVR by Newman, Ashleigh	07:28			
	07:16			MISSED JUMPER by Walker, Tiffany
BLOCK by Fuller, Alex	07:16			
	07:14			REBOUND (OFF) by Walker, Tiffany
	07:07			MISSED 3 PTR by Brooks, Sha
	07:07			REBOUND (OFF) by Spencer, Danielle
	07:02			MISSED JUMPER by Spencer, Danielle
	07:02			REBOUND (OFF) by (TEAM)
	06:54	28-13	H 15	GOOD! JUMPER by Spencer, Danielle [PNT]
	06:54			ASSIST by Brooks, Sha
GOOD! LAYUP by Fuller, Alex [PNT]	06:32	30-13	H 17	
ASSIST by Cannon, Abby	06:32			
	06:19	30-15	H 15	GOOD! LAYUP by Watson, Rachel [PNT]
	06:19			ASSIST by Brooks, Sha
GOOD! LAYUP by Fuller, Alex [PNT]	05:52	32-15	H 17	
ASSIST by Newman, Ashleigh	05:52			
	05:52			FOUL by Penn, Amber
GOOD! FT SHOT by Fuller, Alex	05:52	33-15	H 18	
	05:45			TURNOVR by Brooks, Sha
STEAL by Newman, Ashleigh	05:44			
GOOD! LAYUP by Fuller, Alex [PNT]	05:15	35-15	H 20	
ASSIST by Newman, Ashleigh	05:15			
	04:54	35-17	H 18	GOOD! JUMPER by Watson, Rachel [PNT]
	04:54			ASSIST by Walker, Tiffany
MISSED JUMPER by Snipes, April	04:36			
	04:36			REBOUND (DEF) by Penn, Amber
	04:29			MISSED JUMPER by Walker, Tiffany
	04:29			REBOUND (OFF) by Walker, Tiffany
	04:23			TURNOVR by Walker, Tiffany
GOOD! JUMPER by Houston, Samantha [PNT]	04:01	37-17	H 20	
	03:34			TURNOVR by Brooks, Sha
STEAL by Houston, Samantha	03:32			
GOOD! JUMPER by Newman, Ashleigh	03:17	39-17	H 22	
FOUL by Snipes, April	03:09			
FOUL by Cannon, Abby	02:54			
	02:54			MISSED FT SHOT by Brooks, Sha
	02:54			REBOUND (OFF) by Brooks, Sha
	02:53			MISSED JUMPER by Brooks, Sha
	02:53			REBOUND (OFF) by Watson, Rachel
	02:51			MISSED JUMPER by Watson, Rachel
REBOUND (DEF) by Newman, Ashleigh	02:51			
GOOD! 3 PTR by Cannon, Abby	02:33	42-17	H 25	
	02:14			TURNOVR by Ivie, Shari
STEAL by Fuller, Alex	02:13			
FOUL by Newman, Ashleigh	02:11			
TURNOVR by Newman, Ashleigh	02:11			
FOUL by Houston, Samantha	02:03			
	02:03	42-18	H 24	GOOD! FT SHOT by Penn, Amber

	02:03	42-19	H 23	GOOD! FT SHOT by Penn, Amber
MISSED JUMPER by Fuller, Alex	01:50			
	01:50			REBOUND (DEF) by Beard, Tiara
	01:42	42-21	H 21	GOOD! LAYUP by Penn, Amber [PNT]
	01:38			ASSIST by Beard, Tiara
GOOD! LAYUP by Fuller, Alex [PNT]	01:29	44-21	H 23	
ASSIST by Almader, Tabatha	01:29			
	01:29			FOUL by Watson, Rachel
MISSED FT SHOT by Fuller, Alex	01:29			
	01:29			REBOUND (DEF) by Penn, Amber
	01:20			TURNOVR by Penn, Amber
STEAL by Fuller, Alex	01:20			
MISSED JUMPER by Fuller, Alex	01:07			
	01:07			REBOUND (DEF) by Penn, Amber
	00:50			TURNOVR by Beard, Tiara
MISSED 3 PTR by Almader, Tabatha	00:20			
REBOUND (OFF) by Fuller, Alex	00:20			
GOOD! JUMPER by Fuller, Alex [PNT]	00:17	46-21	H 25	
	00:05			TURNOVR by Ivie, Shari
GOOD! LAYUP by Houston, Samantha [PNT]	00:00	48-21	H 27	

Shelbyville Lady Eaglettes 48, Jackson North Side Indians 21

3rd PERIOD Play-by-Play (Page 1)

HOME TEAM: Shelbyville Lady Eag	TIME	SCORE	MAR	VISITORS: Jackson North Side I
TURNOVR by Almader, Tabatha	07:35			
	07:34			STEAL by Delk, Gwen
	07:23			MISSED LAYUP by Walker, Tiffany
REBOUND (DEF) by Newman, Ashleigh	07:23			
TURNOVR by Newman, Ashleigh	07:05			
FOUL by Almader, Tabatha	06:56			
	06:49	48-23	H 25	GOOD! LAYUP by Walker, Tiffany [PNT]
	06:49			ASSIST by Penn, Amber
MISSED JUMPER by Newman, Ashleigh	06:13			
	06:13			REBOUND (DEF) by Watson, Rachel
FOUL by Fuller, Alex	06:12			
	05:53			TURNOVR by Spencer, Danielle
STEAL by Newman, Ashleigh	05:52			
GOOD! 3 PTR by Almader, Tabatha	05:46	51-23	H 28	
	05:28	51-25	H 26	GOOD! JUMPER by Penn, Amber
GOOD! 3 PTR by Cannon, Abby	05:01	54-25	H 29	
ASSIST by Newman, Ashleigh	05:01			
	04:46			MISSED JUMPER by Brooks, Sha
REBOUND (DEF) by Newman, Ashleigh	04:46			
GOOD! LAYUP by Fuller, Alex [PNT]	04:19	56-25	H 31	
ASSIST by Almader, Tabatha	04:19			
	04:02	56-27	H 29	GOOD! LAYUP by Spencer, Danielle [PNT]
	04:02			ASSIST by Brooks, Sha
FOUL by Houston, Samantha	04:02			
	04:02			MISSED FT SHOT by Spencer, Danielle
REBOUND (DEF) by Houston, Samantha	04:02			
TURNOVR by Cannon, Abby	03:37			
	03:36			STEAL by Spencer, Danielle
	03:33	56-29	H 27	GOOD! LAYUP by Penn, Amber [FB/PNT]
	03:17			FOUL by Watson, Rachel
	02:46			FOUL by Spencer, Danielle
GOOD! LAYUP by Fuller, Alex [PNT]	02:42	58-29	H 29	
ASSIST by Cannon, Abby	02:42			
	02:28			TURNOVR by Walker, Tiffany
STEAL by Cannon, Abby	02:27			
GOOD! LAYUP by Newman, Ashleigh [PNT]	02:22	60-29	H 31	
ASSIST by Cannon, Abby	02:22			
FOUL by Cannon, Abby	02:05			
FOUL by Snipes, April	02:02			
FOUL by Snipes, April	01:47			
	01:47	60-30	H 30	GOOD! FT SHOT by Penn, Amber
	01:47	60-31	H 29	GOOD! FT SHOT by Penn, Amber
TURNOVR by Kelly, Katrina	01:33			
	01:22			TURNOVR by Spencer, Danielle
STEAL by Almader, Tabatha	01:20			
GOOD! LAYUP by Almader, Tabatha [PNT]	01:14	62-31	H 31	

ASSIST by Cannon, Abby	01:14			
	01:01	62-33	H 29	GOOD! JUMPER by Watson, Rachel [PNT]
	01:01			ASSIST by Spencer, Danielle
MISSED 3 PTR by Cannon, Abby	00:02			
	00:02			BLOCK by Walker, Tiffany
	00:00			REBOUND (DEF) by Brooks, Sha

Shelbyville Lady Eaglettes 62, Jackson North Side Indians 33

4th PERIOD Play-by-Play (Page 1)

HOME TEAM: Shelbyville Lady Eag	TIME	SCORE	MAR	VISITORS: Jackson North Side I
	07:51			TURNOVR by Brooks, Sha
STEAL by Houston, Samantha	07:51			
GOOD! LAYUP by Fuller, Alex [PNT]	07:34	64-33	H 31	
ASSIST by Newman, Ashleigh	07:34			
	07:13			TURNOVR by Walker, Tiffany
TIMEOUT 30sec	07:05			
GOOD! JUMPER by Snipes, April	06:53	66-33	H 33	
ASSIST by Newman, Ashleigh	06:53			
	06:35			TURNOVR by Ivie, Shari
	06:23			FOUL by Ivie, Shari
GOOD! FT SHOT by Newman, Ashleigh	06:23	67-33	H 34	
GOOD! FT SHOT by Newman, Ashleigh	06:23	68-33	H 35	
	06:06			TURNOVR by Penn, Amber
GOOD! JUMPER by Newman, Ashleigh	05:49	70-33	H 37	
FOUL by Cannon, Abby	05:43			
	05:43	70-34	H 36	GOOD! FT SHOT by Brooks, Sha
	05:43	70-35	H 35	GOOD! FT SHOT by Brooks, Sha
	04:51			FOUL by Delk, Gwen
GOOD! FT SHOT by Newman, Ashleigh	04:51	71-35	H 36	
GOOD! FT SHOT by Newman, Ashleigh	04:51	72-35	H 37	
	04:28	72-37	H 35	GOOD! JUMPER by Ivie, Shari
	04:28			ASSIST by Brooks, Sha
MISSED 3 PTR by Snipes, April	03:55			
	03:55			REBOUND (DEF) by Thomas, Paige
	03:44			MISSED JUMPER by Brooks, Sha
	03:44			REBOUND (OFF) by Delk, Gwen
	03:41	72-39	H 33	GOOD! LAYUP by Delk, Gwen [PNT]
MISSED 3 PTR by Bryant, Kayla	03:22			
	03:22			REBOUND (DEF) by Brooks, Sha
	03:05	72-41	H 31	GOOD! LAYUP by Ivie, Shari [PNT]
	03:05			ASSIST by Thomas, Paige
GOOD! LAYUP by Houston, Samantha [PNT]	01:58	74-41	H 33	
	01:52			TIMEOUT 30sec
FOUL by Beech, Amy	01:40			
	01:40	74-42	H 32	GOOD! FT SHOT by Hicks, Calissa
	01:40	74-43	H 31	GOOD! FT SHOT by Hicks, Calissa
TURNOVR by Stone, Latoya	00:52			
	00:39	74-45	H 29	GOOD! JUMPER by Pettis, Dalilah
	00:32			TIMEOUT 30sec

Shelbyville Lady Eaglettes 74, Jackson North Side Indians 45

Jackson North Side Indians vs Shelbyville Lady Eaglettes (03/11/04 - Period 4 00:00)

POINTS OFF TURNOVERS	1	2	3	4	-	Tot
Jackson North Side India	2	4	4	2	-	12
Shelbyville Lady Eaglett	14	10	7	8	-	39

POINTS IN PAINT	1	2	3	4	-	Tot
Jackson North Side India	8	8	8	4	-	28
Shelbyville Lady Eaglett	16	14	8	4	-	42

2ND CHANCE POINTS	1	2	3	4	-	Tot
Jackson North Side India	0	2	0	2	-	4
Shelbyville Lady Eaglett	5	2	0	0	-	7

FAST BREAK POINTS	1	2	3	4	-	Tot
Jackson North Side India	0	0	2	0	-	2
Shelbyville Lady Eaglett	0	0	0	0	-	0

BENCH POINTS	1	2	3	4	-	Tot
Jackson North Side India	0	0	0	10	-	10
Shelbyville Lady Eaglett	0	4	0	2	-	6

SCORE TIED BY	1	2	3	4	-	Tot
Jackson North Side India	0	0	0	0	-	0
Shelbyville Lady Eaglett	0	0	0	0	-	0

LEAD GAINED BY	1	2	3	4	-	Tot
Jackson North Side India	0	0	0	0	-	0
Shelbyville Lady Eaglett	0	0	0	0	-	0

Official Basketball Box Score
Shelbyville Lady Eaglettes vs Greeneville Lady Green Devils
03/12/04 7:00 p.m. at Murfreesboro, TN

VISITORS: Shelbyville Lady Eaglettes 30-5

##	Player Name		TOT-FG	3-PT	FT-FTA	REBOUNDS OF	DE	TOT	PF	TP	A	TO	BLK	S	MIN
11	Almader, Tabatha....	*	1-3	0-2	0-4	2	2	4	4	2	3	5	0	5	32
25	Cannon, Abby.....	*	2-8	2-8	2-4	0	1	1	3	8	3	2	0	3	32
33	Snipes, April.....	*	1-2	0-0	0-0	2	0	2	5	2	2	0	0	0	11
34	Newman, Ashleigh....	*	3-11	0-1	10-12	5	4	9	5	16	0	4	0	2	31
44	Fuller, Alex.....	*	7-14	0-0	5-7	2	6	8	0	19	1	1	5	2	32
04	Houston, Samantha...		0-4	0-0	1-2	0	2	2	3	1	1	3	0	4	21
55	Buchanan, Nisha.....		0-0	0-0	0-0	0	1	1	0	0	0	0	0	0	1
	TEAM.....					1	2	3							
	Totals.....		14-42	2-11	18-29	12	18	30	20	48	10	15	5	16	160

TOTAL FG% 1st Half:	7-26	26.9%	2nd Half:	7-16	43.8%	Game: 33.3%	DEADB
3-Pt. FG% 1st Half:	1-7	14.3%	2nd Half:	1-4	25.0%	Game: 18.2%	REBS
F Throw % 1st Half:	2-4	50.0%	2nd Half:	16-25	64.0%	Game: 62.1%	5

HOME TEAM: Greeneville Lady Green Devils 26-7

##	Player Name		TOT-FG	3-PT	FT-FTA	REBOUNDS OF	DE	TOT	PF	TP	A	TO	BLK	S	MIN
21	White, Alex.....	*	2-8	1-2	2-2	3	1	4	4	7	3	15	0	0	32
33	Freeman, Stephanie..	*	1-1	0-0	1-2	2	4	6	3	3	2	1	0	1	28
35	Manuel, Nakisha.....	*	3-5	0-0	1-3	2	8	10	5	7	0	0	3	1	25
42	Lyons, Meagan.....	*	5-10	0-0	4-10	1	3	4	2	14	1	4	0	2	28
44	McKnight, Mary.....	*	2-4	0-0	1-2	1	1	2	4	5	0	6	0	3	28
14	Forney, Sienna.....		1-2	1-1	0-0	0	0	0	0	3	0	0	0	0	4
23	Brobeck, Sarah.....		0-3	0-0	0-0	0	3	3	3	0	0	0	0	0	11
34	Anderson, Lauren....		0-1	0-1	0-0	0	0	0	1	0	0	0	0	0	4
	TEAM.....						2	2							
	Totals.....		14-34	2-4	9-19	9	22	31	22	39	6	26	3	7	160

TOTAL FG% 1st Half:	8-16	50.0%	2nd Half:	6-18	33.3%	Game: 41.2%	DEADB
3-Pt. FG% 1st Half:	1-1	100 %	2nd Half:	1-3	33.3%	Game: 50.0%	REBS
F Throw % 1st Half:	3-7	42.9%	2nd Half:	6-12	50.0%	Game: 47.4%	3

Officials:
Technical fouls: Shelbyville Lady Eaglettes-Houston, Samantha. Greeneville Lady Green Devils-Manuel, Nakisha.
Attendance:

Score by Periods	1st	2nd	3rd	4th		Total
Shelbyville Lady Eaglettes....	6	11	13	18	-	48
Greeneville Lady Green Devils.	8	12	12	7	-	39

Play-By-Play
Shelbyville Lady Eaglettes vs Greeneville Lady Green Devils
03/12/04 7:00 p.m. at Murfreesboro, TN

1st PERIOD Play-by-Play (Page 1)

HOME TEAM: Greeneville Lady Gre	TIME	SCORE	MAR	VISITORS: Shelbyville Lady Eag
GOOD! LAYUP by McKnight, Mary [PNT]	07:45	2-0	H 2	
ASSIST by White, Alex	07:45			
	07:30			MISSED JUMPER by Newman, Ashleigh
BLOCK by Manuel, Nakisha	07:30			
REBOUND (DEF) by Manuel, Nakisha	07:28			
	07:25			FOUL by Snipes, April
MISSED FT SHOT by Lyons, Meagan	07:25			
REBOUND (OFF) by (DEADBALL)	07:25			
MISSED FT SHOT by Lyons, Meagan	07:25			
	07:25			REBOUND (DEF) by Fuller, Alex
	06:59	2-2	T 1	GOOD! JUMPER by Almader, Tabatha
	06:59			ASSIST by Snipes, April
TURNOVR by McKnight, Mary	06:51			
	06:20			MISSED JUMPER by Snipes, April
REBOUND (DEF) by Manuel, Nakisha	06:20			
TURNOVR by White, Alex	06:14			
	06:02			MISSED JUMPER by Fuller, Alex
	06:02			REBOUND (OFF) by Almader, Tabatha
	05:47			TURNOVR by Almader, Tabatha
	05:47			TIMEOUT 30sec
	05:31			FOUL by Almader, Tabatha
TURNOVR by Lyons, Meagan	05:31			
	05:22			MISSED JUMPER by Newman, Ashleigh
	05:22			REBOUND (OFF) by Snipes, April
	05:17			MISSED JUMPER by Newman, Ashleigh
REBOUND (DEF) by Lyons, Meagan	05:17			
	05:13			FOUL by Almader, Tabatha
MISSED JUMPER by Lyons, Meagan	05:08			
	05:08			BLOCK by Fuller, Alex
REBOUND (OFF) by Lyons, Meagan	05:06			
GOOD! JUMPER by Manuel, Nakisha	04:59	4-2	H 2	
ASSIST by Freeman, Stephanie	04:59			
	04:41			MISSED JUMPER by Fuller, Alex
	04:41			REBOUND (OFF) by Newman, Ashleigh
	04:37	4-4	T 2	GOOD! LAYUP by Newman, Ashleigh [PNT]
MISSED LAYUP by Lyons, Meagan	04:30			
REBOUND (OFF) by Freeman, Stephanie	04:30			
	04:27			FOUL by Snipes, April
MISSED JUMPER by Manuel, Nakisha	04:15			
	04:15			REBOUND (DEF) by Fuller, Alex
FOUL by McKnight, Mary	04:11			
	03:59			TURNOVR by Newman, Ashleigh
MISSED JUMPER by White, Alex	03:46			
REBOUND (OFF) by Manuel, Nakisha	03:46			
GOOD! JUMPER by Manuel, Nakisha	03:43	6-4	H 2	
FOUL by White, Alex	03:14			
	03:11			MISSED 3 PTR by Almader, Tabatha
REBOUND (DEF) by Freeman, Stephanie	03:11			
TURNOVR by White, Alex	02:55			
	02:53			STEAL by Fuller, Alex
	02:36			TURNOVR by Almader, Tabatha
GOOD! JUMPER by Freeman, Stephanie	02:24	8-4	H 4	
	01:54	8-6	H 2	GOOD! LAYUP by Fuller, Alex [PNT]
	01:54			ASSIST by Almader, Tabatha
TURNOVR by Lyons, Meagan	01:46			
	01:45			STEAL by Houston, Samantha
	01:23			MISSED 3 PTR by Cannon, Abby
	01:23			REBOUND (OFF) by Newman, Ashleigh
	01:21			MISSED JUMPER by Newman, Ashleigh
BLOCK by Manuel, Nakisha	01:21			
REBOUND (DEF) by White, Alex	01:19			
MISSED JUMPER by White, Alex	01:16			
REBOUND (OFF) by White, Alex	01:16			
MISSED JUMPER by White, Alex	01:13			

	01:13			REBOUND (DEF) by Almader, Tabatha
	00:00			TURNOVR by Cannon, Abby
STEAL by Manuel, Nakisha	00:00			

Greeneville Lady Green Devils 8, Shelbyville Lady Eaglettes 6

2nd PERIOD Play-by-Play (Page 1)

HOME TEAM: Greeneville Lady Gre	TIME	SCORE	MAR	VISITORS: Shelbyville Lady Eag
TURNOVR by White, Alex	07:31			
	07:30			STEAL by Houston, Samantha
	07:27			MISSED LAYUP by Houston, Samantha
	07:27			REBOUND (OFF) by Newman, Ashleigh
FOUL by Lyons, Meagan	07:24			
	07:24	8-7	H 1	GOOD! FT SHOT by Newman, Ashleigh
	07:24			MISSED FT SHOT by Newman, Ashleigh
REBOUND (DEF) by Manuel, Nakisha	07:24			
TURNOVR by White, Alex	07:12			
	07:11			STEAL by Cannon, Abby
	06:59	8-9	V 1	GOOD! LAYUP by Fuller, Alex [PNT]
	06:50			FOUL by Cannon, Abby
TURNOVR by McKnight, Mary	06:26			
	06:25			STEAL by Newman, Ashleigh
	06:23	8-11	V 3	GOOD! LAYUP by Newman, Ashleigh [PNT]
TIMEOUT 30sec	06:22			
TURNOVR by McKnight, Mary	06:22			
	06:22			STEAL by Houston, Samantha
	05:49			MISSED 3 PTR by Cannon, Abby
REBOUND (DEF) by Manuel, Nakisha	05:49			
FOUL by White, Alex	05:31			
TURNOVR by White, Alex	05:31			
	05:22	8-13	V 5	GOOD! JUMPER by Fuller, Alex
	05:22			ASSIST by Houston, Samantha
MISSED JUMPER by White, Alex	05:12			
REBOUND (OFF) by White, Alex	05:12			
GOOD! 3 PTR by White, Alex	05:07	11-13	V 2	
	04:45			MISSED JUMPER by Fuller, Alex
REBOUND (DEF) by Lyons, Meagan	04:45			
	04:42			FOUL by Newman, Ashleigh
GOOD! LAYUP by McKnight, Mary [PNT]	04:35	13-13	T 3	
ASSIST by Lyons, Meagan	04:35			
	04:21			MISSED 3 PTR by Cannon, Abby
	04:21			REBOUND (OFF) by Fuller, Alex
	04:15	13-16	V 3	GOOD! 3 PTR by Cannon, Abby
	04:15			ASSIST by Fuller, Alex
TURNOVR by White, Alex	04:04			
	04:03			STEAL by Almader, Tabatha
	03:30			MISSED 3 PTR by Cannon, Abby
REBOUND (DEF) by Lyons, Meagan	03:30			
	03:27			FOUL by Newman, Ashleigh
MISSED FT SHOT by Lyons, Meagan	03:27			
	03:27			REBOUND (DEF) by Fuller, Alex
	03:11			MISSED JUMPER by Houston, Samantha
	03:11			REBOUND (OFF) by Fuller, Alex
	02:52			MISSED JUMPER by Fuller, Alex
	02:52			REBOUND (OFF) by (TEAM)
FOUL by Freeman, Stephanie	02:27			
	02:27	13-17	V 4	GOOD! FT SHOT by Houston, Samantha
	02:27			MISSED FT SHOT by Houston, Samantha
REBOUND (DEF) by Manuel, Nakisha	02:27			
GOOD! JUMPER by Lyons, Meagan [PNT]	02:12	15-17	V 2	
	02:08			FOUL TECHNCL by Houston, Samantha
	02:08			FOUL by Houston, Samantha
GOOD! FT SHOT by White, Alex	02:08	16-17	V 1	
GOOD! FT SHOT by White, Alex	02:08	17-17	T 4	
	02:02			FOUL by Almader, Tabatha
GOOD! FT SHOT by Lyons, Meagan	02:02	18-17	H 1	
MISSED FT SHOT by Lyons, Meagan	02:02			
	02:02			REBOUND (DEF) by Newman, Ashleigh
FOUL by Manuel, Nakisha	01:57			
	01:24			MISSED JUMPER by Fuller, Alex

REBOUND (DEF) by (TEAM)	01:24			
TURNOVR by Lyons, Meagan	01:07			
	01:06			STEAL by Almader, Tabatha
	00:52			TURNOVR by Cannon, Abby
STEAL by McKnight, Mary	00:50			
MISSED LAYUP by McKnight, Mary	00:49			
	00:49			REBOUND (DEF) by Fuller, Alex
	00:38			MISSED JUMPER by Newman, Ashleigh
REBOUND (DEF) by Manuel, Nakisha	00:38			
GOOD! JUMPER by Lyons, Meagan [PNT]	00:32	20-17	H 3	
	00:02			MISSED 3 PTR by Newman, Ashleigh
REBOUND (DEF) by Manuel, Nakisha	00:02			

Greeneville Lady Green Devils 20, Shelbyville Lady Eaglettes 17

3rd PERIOD Play-by-Play (Page 1)

HOME TEAM: Greeneville Lady Gre	TIME	SCORE	MAR	VISITORS: Shelbyville Lady Eag
	07:47			TURNOVR by Fuller, Alex
STEAL by Freeman, Stephanie	07:46			
TURNOVR by White, Alex	07:33			
	07:19	20-19	H 1	GOOD! JUMPER by Fuller, Alex
	07:19			ASSIST by Snipes, April
MISSED JUMPER by Forney, Sienna	06:56			
	06:56			BLOCK by Fuller, Alex
REBOUND (OFF) by Manuel, Nakisha	06:54			
	06:54			FOUL by Snipes, April
MISSED FT SHOT by Manuel, Nakisha	06:54			
REBOUND (OFF) by (DEADBALL)	06:54			
GOOD! FT SHOT by Manuel, Nakisha	06:54	21-19	H 2	
	06:41	21-21	T 5	GOOD! LAYUP by Fuller, Alex [PNT]
	06:41			ASSIST by Almader, Tabatha
GOOD! 3 PTR by Forney, Sienna	06:29	24-21	H 3	
ASSIST by White, Alex	06:29			
	05:39			MISSED JUMPER by Fuller, Alex
REBOUND (DEF) by Manuel, Nakisha	05:39			
TURNOVR by White, Alex	05:27			
	05:26			STEAL by Almader, Tabatha
FOUL by Freeman, Stephanie	05:23			
	05:15			MISSED JUMPER by Houston, Samantha
BLOCK by Manuel, Nakisha	05:15			
REBOUND (DEF) by Freeman, Stephanie	05:12			
MISSED LAYUP by Manuel, Nakisha	05:08			
	05:08			REBOUND (DEF) by Almader, Tabatha
	04:56			MISSED JUMPER by Newman, Ashleigh
REBOUND (DEF) by Freeman, Stephanie	04:56			
MISSED LAYUP by Lyons, Meagan	04:48			
REBOUND (OFF) by White, Alex	04:48			
GOOD! LAYUP by White, Alex [PNT]	04:46	26-21	H 5	
	04:41			TIMEOUT TEAM
	04:28			MISSED JUMPER by Fuller, Alex
	04:28			REBOUND (OFF) by Snipes, April
FOUL by McKnight, Mary	04:20			
	04:19			MISSED 3 PTR by Cannon, Abby
REBOUND (DEF) by (TEAM)	04:19			
TURNOVR by White, Alex	04:11			
	04:04	26-23	H 3	GOOD! JUMPER by Snipes, April [PNT]
	03:58			FOUL by Snipes, April
MISSED LAYUP by White, Alex	03:52			
	03:52			BLOCK by Fuller, Alex
	03:51			REBOUND (DEF) by Houston, Samantha
	03:46			MISSED LAYUP by Houston, Samantha
	03:46			REBOUND (OFF) by Newman, Ashleigh
FOUL by McKnight, Mary	03:46			
	03:46	26-24	H 2	GOOD! FT SHOT by Newman, Ashleigh
	03:46	26-25	H 1	GOOD! FT SHOT by Newman, Ashleigh
TURNOVR by White, Alex	03:31			
	03:29			STEAL by Almader, Tabatha
	03:11			TURNOVR by Newman, Ashleigh
STEAL by Lyons, Meagan	03:10			
GOOD! LAYUP by Lyons, Meagan [FB/PNT]	03:07	28-25	H 3	

FOUL by Brobeck, Sarah	02:30			
	02:30	28-26	H 2	GOOD! FT SHOT by Newman, Ashleigh
	02:30	28-27	H 1	GOOD! FT SHOT by Newman, Ashleigh
	02:27			FOUL by Cannon, Abby
GOOD! JUMPER by Lyons, Meagan	02:17	30-27	H 3	
	01:59			TURNOVR by Almader, Tabatha
STEAL by Lyons, Meagan	01:57			
MISSED LAYUP by Lyons, Meagan	01:56			
	01:56			REBOUND (DEF) by Houston, Samantha
	01:48			MISSED 3 PTR by Cannon, Abby
REBOUND (DEF) by Freeman, Stephanie	01:48			
GOOD! LAYUP by Manuel, Nakisha [PNT]	01:41	32-27	H 5	
ASSIST by White, Alex	01:41			
	01:40			FOUL by Almader, Tabatha
MISSED FT SHOT by Manuel, Nakisha	01:40			
	01:40			REBOUND (DEF) by Cannon, Abby
FOUL by Brobeck, Sarah	01:29			
FOUL by Manuel, Nakisha	01:14			
	01:14	32-28	H 4	GOOD! FT SHOT by Newman, Ashleigh
	01:14	32-29	H 3	GOOD! FT SHOT by Newman, Ashleigh
TIMEOUT 30sec	01:04			
	01:00			FOUL by Cannon, Abby
TURNOVR by White, Alex	00:56			
FOUL by Manuel, Nakisha	00:15			
	00:15	32-30	H 2	GOOD! FT SHOT by Newman, Ashleigh
	00:15			MISSED FT SHOT by Newman, Ashleigh
REBOUND (DEF) by McKnight, Mary	00:15			
MISSED LAYUP by Brobeck, Sarah	00:00			
	00:00			REBOUND (DEF) by Newman, Ashleigh

Greeneville Lady Green Devils 32, Shelbyville Lady Eaglettes 30

4th PERIOD Play-by-Play (Page 1)

HOME TEAM: Greeneville Lady Gre	TIME	SCORE	MAR	VISITORS: Shelbyville Lady Eag
MISSED JUMPER by Lyons, Meagan	07:57			
	07:57			REBOUND (DEF) by Newman, Ashleigh
	07:52			TURNOVR by Newman, Ashleigh
TURNOVR by White, Alex	07:51			
	07:49			STEAL by Newman, Ashleigh
	07:45			FOUL by Newman, Ashleigh
	07:45			TURNOVR by Newman, Ashleigh
	07:40			FOUL by Houston, Samantha
GOOD! FT SHOT by Lyons, Meagan	07:40	33-30	H 3	
GOOD! FT SHOT by Lyons, Meagan	07:40	34-30	H 4	
	07:29	34-33	H 1	GOOD! 3 PTR by Cannon, Abby
	07:29			ASSIST by Almader, Tabatha
	07:18			FOUL by Newman, Ashleigh
MISSED FT SHOT by Lyons, Meagan	07:18			
	07:18			REBOUND (DEF) by (TEAM)
	06:48	34-35	V 1	GOOD! JUMPER by Fuller, Alex
	06:48			ASSIST by Cannon, Abby
TURNOVR by McKnight, Mary	06:46			
TIMEOUT TEAM	06:42			
	06:39			MISSED JUMPER by Newman, Ashleigh
	06:39			REBOUND (OFF) by Newman, Ashleigh
FOUL by Manuel, Nakisha	06:33			
FOUL TECHNCL by Manuel, Nakisha	06:33			
FOUL by Manuel, Nakisha	06:33			
	06:33			MISSED FT SHOT by Fuller, Alex
	06:33			REBOUND (OFF) by (DEADBALL)
	06:33	34-36	V 2	GOOD! FT SHOT by Newman, Ashleigh
	06:33	34-37	V 3	GOOD! FT SHOT by Newman, Ashleigh
	05:55			TIMEOUT 30sec
	05:20	34-39	V 5	GOOD! LAYUP by Fuller, Alex [PNT]
	05:20			ASSIST by Cannon, Abby
GOOD! LAYUP by Lyons, Meagan [PNT]	05:09	36-39	V 3	
ASSIST by Freeman, Stephanie	05:09			
	04:42	36-41	V 5	GOOD! JUMPER by Newman, Ashleigh [PNT]
	04:42			ASSIST by Cannon, Abby
	04:30			FOUL by Snipes, April

GOOD! FT SHOT by Lyons, Meagan	04:30	37-41	V 4	
MISSED FT SHOT by Lyons, Meagan	04:30			
	04:30			REBOUND (DEF) by Fuller, Alex
	03:57			MISSED 3 PTR by Almader, Tabatha
	03:57			REBOUND (OFF) by Almader, Tabatha
	03:38			TURNOVR by Almader, Tabatha
STEAL by McKnight, Mary	03:37			
TURNOVR by Freeman, Stephanie	03:16			
	03:16			STEAL by Cannon, Abby
	03:01			TURNOVR by Almader, Tabatha
STEAL by McKnight, Mary	03:00			
TURNOVR by White, Alex	02:56			
	02:28			TURNOVR by Houston, Samantha
TURNOVR by White, Alex	02:23			
FOUL by Brobeck, Sarah	02:16			
	02:16			MISSED FT SHOT by Almader, Tabatha
	02:16			REBOUND (OFF) by (DEADBALL)
	02:16			MISSED FT SHOT by Almader, Tabatha
REBOUND (DEF) by Brobeck, Sarah	02:16			
MISSED JUMPER by Brobeck, Sarah	02:06			
REBOUND (OFF) by Freeman, Stephanie	02:06			
	02:05			FOUL by Houston, Samantha
GOOD! FT SHOT by Freeman, Stephanie	02:05	38-41	V 3	
MISSED FT SHOT by Freeman, Stephanie	02:05			
	02:05			REBOUND (DEF) by (TEAM)
	02:00			TURNOVR by Houston, Samantha
MISSED JUMPER by McKnight, Mary	01:40			
	01:40			BLOCK by Fuller, Alex
	01:38			REBOUND (DEF) by Fuller, Alex
FOUL by McKnight, Mary	01:36			
	01:36	38-42	V 4	GOOD! FT SHOT by Fuller, Alex
	01:36	38-43	V 5	GOOD! FT SHOT by Fuller, Alex
TURNOVR by Lyons, Meagan	01:33			
	01:32			STEAL by Cannon, Abby
FOUL by White, Alex	01:30			
	01:30			MISSED FT SHOT by Cannon, Abby
	01:30			REBOUND (OFF) by (DEADBALL)
	01:30	38-44	V 6	GOOD! FT SHOT by Cannon, Abby
MISSED 3 PTR by White, Alex	01:16			
	01:16			REBOUND (DEF) by Newman, Ashleigh
FOUL by White, Alex	01:05			
	01:05	38-45	V 7	GOOD! FT SHOT by Cannon, Abby
	01:05			MISSED FT SHOT by Cannon, Abby
REBOUND (DEF) by Brobeck, Sarah	01:05			
TURNOVR by White, Alex	00:56			
	00:55			STEAL by Houston, Samantha
	00:53			TURNOVR by Houston, Samantha
MISSED JUMPER by Brobeck, Sarah	00:39			
	00:39			BLOCK by Fuller, Alex
REBOUND (OFF) by McKnight, Mary	00:38			
	00:38			FOUL by Newman, Ashleigh
MISSED FT SHOT by McKnight, Mary	00:38			
REBOUND (OFF) by (DEADBALL)	00:38			
GOOD! FT SHOT by McKnight, Mary	00:38	39-45	V 6	
FOUL by Freeman, Stephanie	00:36			
	00:36	39-46	V 7	GOOD! FT SHOT by Fuller, Alex
	00:36	39-47	V 8	GOOD! FT SHOT by Fuller, Alex
TURNOVR by McKnight, Mary	00:35			
	00:35			STEAL by Almader, Tabatha
FOUL by Lyons, Meagan	00:35			
	00:35			MISSED FT SHOT by Almader, Tabatha
	00:35			REBOUND (OFF) by (DEADBALL)
	00:35			MISSED FT SHOT by Almader, Tabatha
REBOUND (DEF) by Brobeck, Sarah	00:35			
TURNOVR by McKnight, Mary	00:24			
	00:23			STEAL by Fuller, Alex
FOUL by Anderson, Lauren	00:19			
	00:19			MISSED FT SHOT by Fuller, Alex
	00:19			REBOUND (OFF) by (DEADBALL)
	00:19	39-48	V 9	GOOD! FT SHOT by Fuller, Alex
MISSED 3 PTR by Anderson, Lauren	00:08			
	00:08			REBOUND (DEF) by Buchanan, Nisha

Shelbyville Lady Eaglettes 48, Greeneville Lady Green Devils 39

Shelbyville Lady Eaglettes vs Greeneville Lady Green Devils (03/12/04 - Period 4 00:00)

POINTS OFF TURNOVERS	1	2	3	4	-	Tot
Shelbyville Lady Eaglett	0	7	5	6	-	18
Greeneville Lady Green D	4	0	2	3	-	9

POINTS IN PAINT	1	2	3	4	-	Tot
Shelbyville Lady Eaglett	4	4	4	4	-	16
Greeneville Lady Green D	2	6	6	2	-	16

2ND CHANCE POINTS	1	2	3	4	-	Tot
Shelbyville Lady Eaglett	2	5	2	4	-	13
Greeneville Lady Green D	4	3	3	2	-	12

FAST BREAK POINTS	1	2	3	4	-	Tot
Shelbyville Lady Eaglett	0	0	0	0	-	0
Greeneville Lady Green D	0	0	2	0	-	2

BENCH POINTS	1	2	3	4	-	Tot
Shelbyville Lady Eaglett	0	1	0	0	-	1
Greeneville Lady Green D	0	0	3	0	-	3

SCORE TIED BY	1	2	3	4	-	Tot
Shelbyville Lady Eaglett	2	0	1	0	-	3
Greeneville Lady Green D	0	2	0	0	-	2

LEAD GAINED BY	1	2	3	4	-	Tot
Shelbyville Lady Eaglett	0	1	0	1	-	2
Greeneville Lady Green D	0	1	0	0	-	1

Official Basketball Box Score
Craigmont Lady Chiefs vs Shelbyville Lady Eaglettes
03/13/04 7:00 p.m. at Murfreesboro, Tenn. (Murphy Center)

VISITORS: Craigmont Lady Chiefs 33-4

##	Player Name		TOT-FG	3-PT	FT-FTA	REBOUNDS OF	DE	TOT	PF	TP	A	TO	BLK	S	MIN
03	Brooks, Alyson.....	*	4-9	0-1	4-4	0	3	3	4	12	2	4	0	0	30
05	Price, Whitney.....	*	1-2	0-1	1-5	0	0	0	2	3	0	3	0	1	25
23	Bullard, LaToya.....	*	4-13	0-1	2-5	1	5	6	4	10	4	5	0	0	32
32	Jackson, Jessica....	*	1-1	0-0	0-0	0	2	2	3	2	0	0	4	0	13
44	MItchell, Phyllish..	*	4-8	0-0	2-4	1	8	9	4	10	0	1	0	0	28
33	Brown, Cheron.....		2-2	0-0	0-0	2	2	4	2	4	1	2	0	1	20
41	Lurry, Sheronica....		1-2	0-0	0-2	1	2	3	2	2	0	0	0	1	7
53	Ajanaku, Naatuere...		0-0	0-0	0-0	2	0	2	0	0	0	0	0	0	5
	TEAM.....					2	3	5				2			
	Totals.....		17-37	0-3	9-20	9	25	34	21	43	7	17	4	3	160

TOTAL FG% 1st Half:	7-14	50.0%	2nd Half:	10-23	43.5%	Game:	45.9%	DEADB
3-Pt. FG% 1st Half:	0-0	0.0%	2nd Half:	0-3	0.0%	Game:	0.0%	REBS
F Throw % 1st Half:	5-11	45.5%	2nd Half:	4-9	44.4%	Game:	45.0%	3

HOME TEAM: Shelbyville Lady Eaglettes 31-5

##	Player Name		TOT-FG	3-PT	FT-FTA	REBOUNDS OF	DE	TOT	PF	TP	A	TO	BLK	S	MIN
11	Almader, Tabatha....	*	2-7	2-7	0-1	2	6	8	3	6	1	2	0	3	31
25	Cannon, Abby.....	*	4-14	4-14	0-0	1	2	3	4	12	1	0	0	1	31
33	Snipes, April.....	*	1-2	0-0	0-0	1	0	1	4	2	0	0	0	0	6
34	Newman, Ashleigh....	*	4-11	0-0	10-16	3	5	8	3	18	5	1	0	2	32
44	Fuller, Alex.....	*	4-8	0-0	3-7	4	3	7	4	11	0	2	1	1	30
04	Houston, Samantha...		2-5	0-0	4-4	1	2	3	1	8	3	2	0	2	29
21	Bryant, Kayla.....		0-0	0-0	0-0	0	0	0	0	0	0	0	0	0	1
	TEAM.....						1	1							
	Totals.....		17-47	6-21	17-28	12	19	31	19	57	10	7	1	9	160

TOTAL FG% 1st Half:	9-25	36.0%	2nd Half:	8-22	36.4%	Game:	36.2%	DEADB
3-Pt. FG% 1st Half:	3-11	27.3%	2nd Half:	3-10	30.0%	Game:	28.6%	REBS
F Throw % 1st Half:	3-6	50.0%	2nd Half:	14-22	63.6%	Game:	60.7%	4

Officials:
Technical fouls: Craigmont Lady Chiefs-None. Shelbyville Lady Eaglettes-None.
Attendance:

Score by Periods	1st	2nd	3rd	4th		Total
Craigmont Lady Chiefs.....	8	11	6	18	-	43
Shelbyville Lady Eaglettes....	8	16	15	18	-	57

All Tournament Team: Lauren Dugger(BHS),Caitlin Hollifield(PHS),Meagan Lyons(GHS), Nakisha Manuel(GHS),Jessica Jackson(CHS),Alex Fuller(SCHS), Latoya Bullard(CHS),Phyllis Mitchell(CHS),Abby Cannon(SCHS),Ashleigh Newman (SCHS)**MVP*** This is Newman's 2nd consecutive MVP Award.

Play-By-Play
Craigmont Lady Chiefs vs Shelbyville Lady Eaglettes
03/13/04 7:00 p.m. at Murfreesboro, Tenn. (Murphy Center)

1st PERIOD Play-by-Play (Page 1)

HOME TEAM: Shelbyville Lady Eag	TIME	SCORE	MAR	VISITORS: Craigmont Lady Chief
	07:49			MISSED JUMPER by Bullard, LaToya
	07:49			REBOUND (OFF) by MItchell, Phyllish
	07:46	0-2	V 2	GOOD! JUMPER by MItchell, Phyllish [PNT]
MISSED JUMPER by Snipes, April	07:26			
	07:26			REBOUND (DEF) by Bullard, LaToya
	07:19			TURNOVR by Price, Whitney
TIMEOUT 30sec	06:43			
GOOD! 3 PTR by Cannon, Abby	06:40	3-2	H 1	
ASSIST by Newman, Ashleigh	06:40			
FOUL by Cannon, Abby	06:35			
	06:22			TURNOVR by Brown, Cheron
MISSED 3 PTR by Cannon, Abby	06:12			
REBOUND (OFF) by Snipes, April	06:12			
GOOD! JUMPER by Snipes, April	06:09	5-2	H 3	
FOUL by Houston, Samantha	06:04			
	06:04			TURNOVR by (TEAM)
MISSED 3 PTR by Almader, Tabatha	06:01			
	06:01			REBOUND (DEF) by Brooks, Alyson
FOUL by Snipes, April	05:43			
FOUL by Snipes, April	05:40			
	05:29			TURNOVR by Bullard, LaToya
	05:10			FOUL by Brooks, Alyson
MISSED 3 PTR by Almader, Tabatha	04:55			
	04:55			REBOUND (DEF) by (TEAM)
	04:54			TURNOVR by (TEAM)
MISSED JUMPER by Fuller, Alex	04:42			
	04:42			REBOUND (DEF) by MItchell, Phyllish
	04:30	5-4	H 1	GOOD! JUMPER by Brooks, Alyson [PNT]
GOOD! JUMPER by Newman, Ashleigh [PNT]	04:17	7-4	H 3	
ASSIST by Houston, Samantha	04:17			
FOUL by Cannon, Abby	04:04			
	04:04	7-5	H 2	GOOD! FT SHOT by Price, Whitney
	04:04			MISSED FT SHOT by Price, Whitney
REBOUND (DEF) by Almader, Tabatha	04:04			
MISSED 3 PTR by Almader, Tabatha	03:09			
	03:09			REBOUND (DEF) by Jackson, Jessica
FOUL by Fuller, Alex	03:08			
	02:47			TURNOVR by Price, Whitney
STEAL by Almader, Tabatha	02:46			
MISSED 3 PTR by Cannon, Abby	02:30			
REBOUND (OFF) by Newman, Ashleigh	02:30			
	02:16			FOUL by Bullard, LaToya
MISSED FT SHOT by Newman, Ashleigh	02:16			
REBOUND (OFF) by (DEADBALL)	02:16			
GOOD! FT SHOT by Newman, Ashleigh	02:16	8-5	H 3	
	02:10	8-7	H 1	GOOD! JUMPER by Bullard, LaToya [PNT]
MISSED JUMPER by Fuller, Alex	01:44			
	01:44			BLOCK by Jackson, Jessica
	01:41			REBOUND (DEF) by MItchell, Phyllish
	01:38			MISSED JUMPER by MItchell, Phyllish
REBOUND (DEF) by Newman, Ashleigh	01:38			
MISSED 3 PTR by Cannon, Abby	00:38			
	00:38			REBOUND (DEF) by (TEAM)
	00:33			MISSED JUMPER by Brooks, Alyson
BLOCK by Fuller, Alex	00:33			
	00:33			REBOUND (OFF) by (TEAM)
FOUL by Newman, Ashleigh	00:31			
	00:29	8-8	T 1	GOOD! FT SHOT by MItchell, Phyllish
	00:29			MISSED FT SHOT by MItchell, Phyllish
REBOUND (DEF) by Newman, Ashleigh	00:29			
MISSED JUMPER by Newman, Ashleigh	00:01			
REBOUND (OFF) by Newman, Ashleigh	00:01			

2nd PERIOD Play-by-Play (Page 1)

HOME TEAM: Shelbyville Lady Eag	TIME	SCORE	MAR	VISITORS: Craigmont Lady Chief
	07:51	8-10	V 2	GOOD! LAYUP by MItchell, Phyllish [PNT]
	07:51			ASSIST by Bullard, LaToya
GOOD! 3 PTR by Cannon, Abby	07:30	11-10	H 1	
ASSIST by Almader, Tabatha	07:30			
FOUL by Snipes, April	07:22			
	07:22			MISSED FT SHOT by Price, Whitney
REBOUND (DEF) by Fuller, Alex	07:22			
	07:07			FOUL by Brown, Cheron
MISSED FT SHOT by Newman, Ashleigh	07:07			
REBOUND (OFF) by (DEADBALL)	07:07			
GOOD! FT SHOT by Newman, Ashleigh	07:07	12-10	H 2	
	07:02			TURNOVR by Bullard, LaToya
STEAL by Newman, Ashleigh	07:00			
MISSED JUMPER by Newman, Ashleigh	06:39			
	06:39			REBOUND (DEF) by MItchell, Phyllish
	06:21			MISSED JUMPER by MItchell, Phyllish
	06:21			REBOUND (OFF) by Brown, Cheron
	06:18	12-12	T 2	GOOD! JUMPER by Brown, Cheron [PNT]
MISSED JUMPER by Houston, Samantha	05:16			
	05:16			REBOUND (DEF) by MItchell, Phyllish
FOUL by Cannon, Abby	05:15			
	05:15	12-13	V 1	GOOD! FT SHOT by MItchell, Phyllish
	05:15			MISSED FT SHOT by MItchell, Phyllish
REBOUND (DEF) by Houston, Samantha	05:15			
TURNOVR by Houston, Samantha	05:04			
	05:03			STEAL by Price, Whitney
FOUL by Almader, Tabatha	04:59			
	04:59			MISSED FT SHOT by Bullard, LaToya
	04:59			REBOUND (OFF) by (DEADBALL)
	04:59			MISSED FT SHOT by Bullard, LaToya
REBOUND (DEF) by Almader, Tabatha	04:59			
MISSED 3 PTR by Cannon, Abby	04:26			
REBOUND (OFF) by Fuller, Alex	04:26			
GOOD! JUMPER by Fuller, Alex [PNT]	04:24	14-13	H 1	
	04:05	14-15	V 1	GOOD! JUMPER by Bullard, LaToya
	04:05			ASSIST by Brown, Cheron
GOOD! JUMPER by Newman, Ashleigh [PNT]	03:33	16-15	H 1	
	03:33			FOUL by Brooks, Alyson
MISSED FT SHOT by Newman, Ashleigh	03:33			
	03:33			REBOUND (DEF) by Bullard, LaToya
	03:17			TURNOVR by Bullard, LaToya
GOOD! JUMPER by Fuller, Alex [PNT]	03:08	18-15	H 3	
ASSIST by Houston, Samantha	03:08			
	03:06			TIMEOUT 30sec
	02:50			TURNOVR by Brooks, Alyson
STEAL by Fuller, Alex	02:50			
MISSED JUMPER by Fuller, Alex	02:33			
	02:33			REBOUND (DEF) by Bullard, LaToya
	02:23			MISSED LAYUP by MItchell, Phyllish
REBOUND (DEF) by Houston, Samantha	02:23			
	02:22			FOUL by MItchell, Phyllish
TURNOVR by Newman, Ashleigh	02:11			
	02:07			MISSED JUMPER by Lurry, Sheronica
REBOUND (DEF) by Newman, Ashleigh	02:07			
MISSED 3 PTR by Cannon, Abby	01:55			
	01:55			REBOUND (DEF) by Bullard, LaToya
	01:47			TURNOVR by Bullard, LaToya
STEAL by Newman, Ashleigh	01:46			
GOOD! 3 PTR by Almader, Tabatha	01:28	21-15	H 6	
ASSIST by Cannon, Abby	01:28			
	01:23			TIMEOUT TEAM
	01:04			MISSED JUMPER by Bullard, LaToya
REBOUND (DEF) by Almader, Tabatha	01:04			
TURNOVR by Almader, Tabatha	01:01			
	00:50	21-17	H 4	GOOD! JUMPER by Brooks, Alyson [PNT]
TURNOVR by Fuller, Alex	00:19			
FOUL by Newman, Ashleigh	00:19			
	00:19	21-18	H 3	GOOD! FT SHOT by Brooks, Alyson
	00:19	21-19	H 2	GOOD! FT SHOT by Brooks, Alyson
MISSED JUMPER by Newman, Ashleigh	00:03			

	00:03			REBOUND (DEF) by MItchell, Phyllish
	00:00			TURNOVR by MItchell, Phyllish
STEAL by Houston, Samantha	00:00			
GOOD! LAYUP by Houston, Samantha [PNT]	00:00	23-19	H 4	
	00:00			FOUL by MItchell, Phyllish
GOOD! FT SHOT by Houston, Samantha	00:00	24-19	H 5	

Shelbyville Lady Eaglettes 24, Craigmont Lady Chiefs 19

3rd PERIOD Play-by-Play (Page 1)

HOME TEAM: Shelbyville Lady Eag	TIME	SCORE	MAR	VISITORS: Craigmont Lady Chief
MISSED 3 PTR by Cannon, Abby	07:44			
REBOUND (OFF) by Fuller, Alex	07:44			
GOOD! LAYUP by Fuller, Alex [PNT]	07:19	26-19	H 7	
ASSIST by Newman, Ashleigh	07:19			
	06:54	26-21	H 5	GOOD! LAYUP by Brooks, Alyson [PNT]
	06:38			FOUL by Brown, Cheron
MISSED FT SHOT by Fuller, Alex	06:38			
REBOUND (OFF) by (DEADBALL)	06:38			
GOOD! FT SHOT by Fuller, Alex	06:38	27-21	H 6	
	06:31	27-23	H 4	GOOD! JUMPER by Price, Whitney [FB/PNT]
GOOD! 3 PTR by Cannon, Abby	06:09	30-23	H 7	
ASSIST by Newman, Ashleigh	06:09			
	06:00			TURNOVR by Bullard, LaToya
STEAL by Cannon, Abby	05:59			
GOOD! LAYUP by Newman, Ashleigh [PNT]	05:57	32-23	H 9	
ASSIST by Houston, Samantha	05:57			
	05:38			TURNOVR by Brooks, Alyson
	05:36			TIMEOUT TEAM
MISSED JUMPER by Houston, Samantha	05:28			
	05:28			REBOUND (DEF) by Bullard, LaToya
	05:20	32-25	H 7	GOOD! JUMPER by Bullard, LaToya [FB/PNT]
GOOD! JUMPER by Newman, Ashleigh [PNT]	04:52	34-25	H 9	
	04:52			FOUL by MItchell, Phyllish
GOOD! FT SHOT by Newman, Ashleigh	04:52	35-25	H 10	
	04:45			MISSED LAYUP by Brooks, Alyson
	04:45			REBOUND (OFF) by (TEAM)
	04:41			MISSED JUMPER by Bullard, LaToya
	04:41			REBOUND (OFF) by Ajanaku, Naatuere
	04:33			MISSED 3 PTR by Brooks, Alyson
REBOUND (DEF) by Newman, Ashleigh	04:33			
MISSED 3 PTR by Cannon, Abby	04:04			
	04:04			REBOUND (DEF) by (TEAM)
	03:57			TURNOVR by Price, Whitney
STEAL by Almader, Tabatha	03:56			
	03:39			FOUL by MItchell, Phyllish
	03:36			FOUL by Lurry, Sheronica
MISSED 3 PTR by Almader, Tabatha	03:19			
	03:19			REBOUND (DEF) by Brooks, Alyson
	03:09			MISSED JUMPER by Bullard, LaToya
	03:09			REBOUND (OFF) by Ajanaku, Naatuere
	02:53			MISSED JUMPER by Brooks, Alyson
REBOUND (DEF) by Fuller, Alex	02:53			
FOUL by Fuller, Alex	02:40			
TURNOVR by Fuller, Alex	02:40			
FOUL by Fuller, Alex	02:37			
	02:33			MISSED FT SHOT by Price, Whitney
	02:33			REBOUND (OFF) by (DEADBALL)
	02:33			MISSED FT SHOT by Price, Whitney
REBOUND (DEF) by Almader, Tabatha	02:33			
TURNOVR by Almader, Tabatha	02:21			
	02:20			STEAL by Brown, Cheron
	02:14			MISSED JUMPER by Bullard, LaToya
	02:14			REBOUND (OFF) by Bullard, LaToya
	02:12			MISSED JUMPER by Bullard, LaToya
REBOUND (DEF) by Almader, Tabatha	02:12			
GOOD! JUMPER by Houston, Samantha [PNT]	02:02	37-25	H 12	
	01:57			FOUL by Lurry, Sheronica
GOOD! FT SHOT by Houston, Samantha	01:53	38-25	H 13	
FOUL by Fuller, Alex	01:55			
	01:55			MISSED FT SHOT by Lurry, Sheronica
	01:55			REBOUND (OFF) by (DEADBALL)

	01:55			MISSED FT SHOT by Lurry, Sheronica
REBOUND (DEF) by Almader, Tabatha	01:55			
MISSED JUMPER by Newman, Ashleigh	01:37			
	01:37			REBOUND (DEF) by Brown, Cheron
FOUL by Snipes, April	01:37			
	01:35			TURNOVR by Brown, Cheron
STEAL by Houston, Samantha	01:33			
MISSED 3 PTR by Almader, Tabatha	01:28			
REBOUND (OFF) by Cannon, Abby	01:28			
	00:07			FOUL by Bullard, LaToya
MISSED FT SHOT by Newman, Ashleigh	00:07			
REBOUND (OFF) by (DEADBALL)	00:07			
GOOD! FT SHOT by Newman, Ashleigh	00:07	39-25	H 14	
	00:01			TURNOVR by Brooks, Alyson

Shelbyville Lady Eaglettes 39, Craigmont Lady Chiefs 25

4th PERIOD Play-by-Play (Page 1)

HOME TEAM: Shelbyville Lady Eag	TIME	SCORE	MAR	VISITORS: Craigmont Lady Chief
	07:57	39-27	H 12	GOOD! LAYUP by MItchell, Phyllish [PNT]
	07:57			ASSIST by Bullard, LaToya
MISSED JUMPER by Newman, Ashleigh	07:06			
	07:06			BLOCK by Jackson, Jessica
	07:05			REBOUND (DEF) by Jackson, Jessica
	06:54	39-29	H 10	GOOD! LAYUP by MItchell, Phyllish [PNT]
	06:54			ASSIST by Brooks, Alyson
MISSED 3 PTR by Cannon, Abby	06:31			
REBOUND (OFF) by Fuller, Alex	06:31			
MISSED JUMPER by Fuller, Alex	06:30			
	06:30			BLOCK by Jackson, Jessica
REBOUND (OFF) by Houston, Samantha	06:28			
MISSED JUMPER by Houston, Samantha	06:26			
	06:26			BLOCK by Jackson, Jessica
REBOUND (OFF) by Almader, Tabatha	06:23			
MISSED JUMPER by Newman, Ashleigh	06:05			
	06:05			REBOUND (DEF) by MItchell, Phyllish
	05:56			TURNOVR by Brooks, Alyson
STEAL by Almader, Tabatha	05:56			
	05:56			FOUL by Brooks, Alyson
MISSED FT SHOT by Almader, Tabatha	05:56			
	05:56			REBOUND (DEF) by Lurry, Sheronica
	05:39	39-31	H 8	GOOD! JUMPER by Lurry, Sheronica [PNT]
	05:39			ASSIST by Bullard, LaToya
TURNOVR by Houston, Samantha	05:28			
	05:27			STEAL by Lurry, Sheronica
	05:23	39-33	H 6	GOOD! LAYUP by Brooks, Alyson [PNT]
	05:23			ASSIST by Bullard, LaToya
	05:10			FOUL by Jackson, Jessica
GOOD! FT SHOT by Fuller, Alex	05:10	40-33	H 7	
MISSED FT SHOT by Fuller, Alex	05:10			
	05:10			REBOUND (DEF) by Lurry, Sheronica
	04:53			MISSED JUMPER by Bullard, LaToya
	04:53			REBOUND (OFF) by Lurry, Sheronica
	04:45			TIMEOUT 30sec
FOUL by Almader, Tabatha	04:45			
	04:35			MISSED JUMPER by Brooks, Alyson
REBOUND (DEF) by Cannon, Abby	04:35			
MISSED 3 PTR by Cannon, Abby	04:22			
REBOUND (OFF) by Newman, Ashleigh	04:22			
MISSED JUMPER by Newman, Ashleigh	04:18			
	04:18			REBOUND (DEF) by MItchell, Phyllish
	04:01			MISSED JUMPER by MItchell, Phyllish
REBOUND (DEF) by Cannon, Abby	04:01			
	03:46			FOUL by Jackson, Jessica
GOOD! FT SHOT by Fuller, Alex	03:46	41-33	H 8	
MISSED FT SHOT by Fuller, Alex	03:46			
REBOUND (OFF) by Almader, Tabatha	03:46			
GOOD! 3 PTR by Almader, Tabatha	03:32	44-33	H 11	
ASSIST by Newman, Ashleigh	03:32			
	03:17	44-35	H 9	GOOD! JUMPER by Jackson, Jessica
	03:17			ASSIST by Brooks, Alyson
MISSED 3 PTR by Cannon, Abby	02:51			

REBOUND (OFF) by Fuller, Alex	02:51			
GOOD! JUMPER by Fuller, Alex [PNT]	02:48	46-35	H 11	
	02:48			FOUL by Jackson, Jessica
MISSED FT SHOT by Fuller, Alex	02:48			
	02:48			REBOUND (DEF) by Brooks, Alyson
FOUL by Newman, Ashleigh	02:43			
	02:43	46-36	H 10	GOOD! FT SHOT by Brooks, Alyson
	02:43	46-37	H 9	GOOD! FT SHOT by Brooks, Alyson
TIMEOUT 30sec	02:13			
GOOD! 3 PTR by Cannon, Abby	01:38	49-37	H 12	
ASSIST by Newman, Ashleigh	01:38			
FOUL by Cannon, Abby	01:32			
	01:32			MISSED FT SHOT by Bullard, LaToya
REBOUND (DEF) by Fuller, Alex	01:32			
	01:19			FOUL by Brooks, Alyson
GOOD! FT SHOT by Newman, Ashleigh	01:19	50-37	H 13	
MISSED FT SHOT by Newman, Ashleigh	01:19			
	01:19			REBOUND (DEF) by Brown, Cheron
FOUL by Almader, Tabatha	01:07			
	01:07	50-38	H 12	GOOD! FT SHOT by Bullard, LaToya
	01:07	50-39	H 11	GOOD! FT SHOT by Bullard, LaToya
	01:02			FOUL by Bullard, LaToya
GOOD! FT SHOT by Newman, Ashleigh	01:01	51-39	H 12	
GOOD! FT SHOT by Newman, Ashleigh	01:01	52-39	H 13	
	00:54	52-41	H 11	GOOD! JUMPER by Bullard, LaToya
	00:51			FOUL by Bullard, LaToya
GOOD! FT SHOT by Houston, Samantha	00:51	53-41	H 12	
GOOD! FT SHOT by Houston, Samantha	00:51	54-41	H 13	
TIMEOUT TEAM	00:51			
	00:45			MISSED LAYUP by Bullard, LaToya
	00:45			REBOUND (OFF) by Brown, Cheron
	00:43	54-43	H 11	GOOD! LAYUP by Brown, Cheron [PNT]
	00:38			FOUL by Price, Whitney
GOOD! FT SHOT by Newman, Ashleigh	00:38	55-43	H 12	
MISSED FT SHOT by Newman, Ashleigh	00:38			
	00:38			REBOUND (DEF) by MItchell, Phyllish
	00:32			MISSED 3 PTR by Price, Whitney
REBOUND (DEF) by (TEAM)	00:32			
	00:29			FOUL by Price, Whitney
GOOD! FT SHOT by Newman, Ashleigh	00:29	56-43	H 13	
GOOD! FT SHOT by Newman, Ashleigh	00:29	57-43	H 14	
	00:17			MISSED 3 PTR by Bullard, LaToya
REBOUND (DEF) by Newman, Ashleigh	00:17			

Shelbyville Lady Eaglettes 57, Craigmont Lady Chiefs 43

Craigmont Lady Chiefs vs Shelbyville Lady Eaglettes (03/13/04 - Period 4 00:00)

POINTS OFF TURNOVERS	1	2	3	4	- Tot
Craigmont Lady Chiefs...	0	4	0	2	- 6
Shelbyville Lady Eaglett	6	8	3	0	- 17

POINTS IN PAINT	1	2	3	4	- Tot
Craigmont Lady Chiefs...	6	6	6	10	- 28
Shelbyville Lady Eaglett	2	8	8	2	- 20

2ND CHANCE POINTS	1	2	3	4	- Tot
Craigmont Lady Chiefs...	3	2	0	2	- 7
Shelbyville Lady Eaglett	3	2	3	5	- 13

FAST BREAK POINTS	1	2	3	4	- Tot
Craigmont Lady Chiefs...	0	0	4	0	- 4
Shelbyville Lady Eaglett	0	0	0	0	- 0

BENCH POINTS	1	2	3	4	- Tot
Craigmont Lady Chiefs...	0	2	0	4	- 6
Shelbyville Lady Eaglett	0	3	3	2	- 8

SCORE TIED BY	1	2	3	4	- Tot
Craigmont Lady Chiefs...	1	1	0	0	- 2
Shelbyville Lady Eaglett	0	0	0	0	- 0

LEAD GAINED BY	1	2	3	4	- Tot
Craigmont Lady Chiefs...	0	3	0	0	- 3
Shelbyville Lady Eaglett	1	3	0	0	- 4

2003 Class AAA State Girls' Basketball Tournament

March 12 - March 15, 2003 · Middle Tennessee State University - Murfreesboro

Game 1
Thu. Mar. 13 4:00 PM

Oak Ridge (35-2) 66

Memphis East (28-5) 54

Game 2
Thu. Mar. 13 5:30 PM

McMinn Co. (25-7) 58

Beech (32-5) 59

Game 3
Thu. Mar. 13 7:00 PM

Shelbyville (34-1) 51

Mt. Juliet (27-7) 32

Game 4
Thu. Mar. 13 8:30 PM

Melrose (30-6) 53

Sevier Co. (31-4) 56

Game 5
Fri. Mar. 14 7:00 PM

Oak Ridge 53

Beech 58

Game 6
Fri. Mar. 14 8:30 PM

Shelbyville 44

Sevier Co. 35

Game 7
Sat. Mar. 15 7:00 PM

Beech 52

Shelbyville 58

Shelbyville

STATE CHAMPION

Official Basketball Box Score
MT. JULIET HIGH SCHOOL vs Shelbyville Golden Eagles
03/13/03 7 p.m. at Murfreesboro, Tenn. - Murphy Center

VISITORS: MT. JULIET HIGH SCHOOL 27-8

##	Player Name		TOT-FG FG-FGA	3-PT FG-FGA	FT-FTA	REBOUNDS OF	DE	TOT	PF	TP	A	TO	BLK	S	MIN
12	HUDSON, HOLLY.....	*	0-3	0-1	2-3	0	2	2	2	2	2	8	0	1	28
22	CLARK, ALYSHA.....	*	7-12	0-0	1-4	5	4	9	4	15	0	3	2	1	30
32	GIBSON, CHRISTIAN...	*	0-4	0-0	0-2	0	3	3	3	0	0	8	0	0	23
34	PIGUE, CASEY.....	*	3-4	1-1	0-1	1	4	5	2	7	1	3	0	1	25
52	MCFARLIN, PAIGE.....	*	0-0	0-0	2-2	1	1	2	0	2	1	2	0	1	23
23	GILLESPIE, STAR.....		0-1	0-0	2-2	1	1	2	0	2	0	0	0	1	7
24	HUDSON, LAUREN.....		1-1	0-0	0-0	0	0	0	0	2	0	1	0	0	10
30	MUNIZ, SARAH.....		0-2	0-0	0-0	1	0	1	0	0	0	0	0	0	3
42	WELCH, CHRISTY.....		1-1	0-0	0-0	0	0	0	1	2	0	1	1	0	11
	TEAM.....					1		1				2			
	Totals.....		12-28	1-2	7-14	10	15	25	12	32	4	28	3	5	160

TOTAL FG% 1st Half:	4-12	33.3%	2nd Half:	8-16	50.0%	Game:	42.9%	DEADB
3-Pt. FG% 1st Half:	0-1	0.0%	2nd Half:	1-1	100 %	Game:	50.0%	REBS
F Throw % 1st Half:	4-9	44.4%	2nd Half:	3-5	60.0%	Game:	50.0%	3

HOME TEAM: Shelbyville Golden Eagles 35-1

##	Player Name		TOT-FG FG-FGA	3-PT FG-FGA	FT-FTA	REBOUNDS OF	DE	TOT	PF	TP	A	TO	BLK	S	MIN
11	Tate, Whitney.....	*	1-3	0-2	0-0	1	0	1	0	2	3	1	0	2	20
21	Dye, Kim.....	*	3-6	3-5	0-0	1	1	2	3	9	2	2	0	2	25
25	Canon, Abby.....	*	0-3	0-2	0-0	0	0	0	1	0	0	0	0	2	13
34	Newman, Ashleigh....	*	3-7	0-0	3-4	2	3	5	2	9	1	3	0	3	23
44	Fuller, Alex.....	*	12-19	0-0	1-1	4	1	5	1	25	1	3	2	6	26
04	Houston, Samantha...		1-3	1-1	0-1	0	2	2	3	3	1	1	0	0	15
12	Muckle, Alex.....		0-0	0-0	0-0	0	0	0	0	0	0	0	0	0	1
14	Stone, Latoya.....		0-0	0-0	0-0	0	0	0	0	0	0	1	0	0	1
20	Beech, Amy.....		0-0	0-0	0-0	0	0	0	1	0	0	3	0	0	3
23	Bailey, Cherie.....		0-1	0-1	0-0	1	2	3	0	0	2	1	0	3	16
24	Johnson, Andria.....		0-0	0-0	0-0	0	0	0	0	0	0	0	0	0	2
33	Snipes, April.....		0-2	0-0	3-4	2	0	2	3	3	2	0	0	0	12
35	Kelly, Katrina.....		0-0	0-0	0-0	0	0	0	0	0	0	0	0	0	3
	TEAM.....						1	1				1			
	Totals.....		20-44	4-11	7-10	11	10	21	14	51	12	16	2	18	160

TOTAL FG% 1st Half:	13-26	50.0%	2nd Half:	7-18	38.9%	Game:	45.5%	DEADB
3-Pt. FG% 1st Half:	3-8	37.5%	2nd Half:	1-3	33.3%	Game:	36.4%	REBS
F Throw % 1st Half:	3-3	100 %	2nd Half:	4-7	57.1%	Game:	70.0%	1

Officials:
Technical fouls: MT. JULIET HIGH SCHOOL-None. Shelbyville Golden Eagles-None.
Attendance:

Score by Periods	1st	2nd	3rd	4th		Total
MT. JULIET HIGH SCHOOL.....	4	8	7	13	-	32
Shelbyville Golden Eagles.....	17	15	13	6	-	51

Points in the paint-MTJULIET 18,SHS 16. Points off turnovers-MTJULIET 11,SHS 31. 2nd chance points-MTJULIET 9,SHS 13. Fast break points-MTJULIET 2,SHS 0. Bench points-MTJULIET 6,SHS 6. Score tied-0 times. Lead changes-0 times.

Play-By-Play
MT. JULIET HIGH SCHOOL vs Shelbyville Golden Eagles
03/13/03 7 p.m. at Murfreesboro, Tenn. - Murphy Center

1st PERIOD Play-by-Play (Page 1)

HOME TEAM: Shelbyville Golden E	TIME	SCORE	MAR	VISITORS: MT. JULIET HIGH SCHO
TURNOVR by Fuller, Alex	07:45			
	07:32			TURNOVR by GIBSON, CHRISTIAN
STEAL by Fuller, Alex	07:31			
GOOD! JUMPER by Fuller, Alex	07:20	2-0	H 2	
ASSIST by Tate, Whitney	07:20			
	07:06			TURNOVR by MCFARLIN, PAIGE
STEAL by Dye, Kim	07:05			
GOOD! JUMPER by Fuller, Alex	06:53	4-0	H 4	
	06:38			MISSED 3 PTR by HUDSON, HOLLY
REBOUND (DEF) by (TEAM)	06:38			
MISSED JUMPER by Fuller, Alex	06:20			
REBOUND (OFF) by Dye, Kim	06:20			
MISSED JUMPER by Fuller, Alex	06:09			
	06:09			REBOUND (DEF) by GIBSON, CHRISTIAN
	05:55			TURNOVR by HUDSON, HOLLY
STEAL by Tate, Whitney	05:53			
MISSED 3 PTR by Dye, Kim	05:43			
	05:43			REBOUND (DEF) by GIBSON, CHRISTIAN
	05:30			MISSED JUMPER by GIBSON, CHRISTIAN
	05:30			REBOUND (OFF) by PIGUE, CASEY
	05:28			MISSED JUMPER by PIGUE, CASEY
REBOUND (DEF) by Dye, Kim	05:28			
MISSED 3 PTR by Canon, Abby	05:08			
	05:08			REBOUND (DEF) by GIBSON, CHRISTIAN
	05:03			TURNOVR by GIBSON, CHRISTIAN
STEAL by Tate, Whitney	05:02			
GOOD! LAYUP by Fuller, Alex	05:01	6-0	H 6	
ASSIST by Tate, Whitney	05:01			
	05:01			FOUL by CLARK, ALYSHA
	05:01			TIMEOUT 30sec
GOOD! FT SHOT by Fuller, Alex	05:01	7-0	H 7	
FOUL by Newman, Ashleigh	04:43			
	04:17			TURNOVR by HUDSON, HOLLY
STEAL by Fuller, Alex	04:16			
TURNOVR by Fuller, Alex	03:57			
	03:54			TURNOVR by PIGUE, CASEY
MISSED JUMPER by Newman, Ashleigh	03:39			
	03:39			BLOCK by CLARK, ALYSHA
REBOUND (OFF) by Newman, Ashleigh	03:37			
	03:35			FOUL by CLARK, ALYSHA
GOOD! FT SHOT by Newman, Ashleigh	03:35	8-0	H 8	
GOOD! FT SHOT by Newman, Ashleigh	03:35	9-0	H 9	
	03:25			TIMEOUT 30sec
	03:13			TURNOVR by GIBSON, CHRISTIAN
STEAL by Newman, Ashleigh	03:11			
GOOD! 3 PTR by Dye, Kim	03:09	12-0	H 12	
ASSIST by Newman, Ashleigh	03:09			
	02:52			TURNOVR by HUDSON, HOLLY
GOOD! JUMPER by Tate, Whitney	02:52	14-0	H 14	
ASSIST by Dye, Kim	02:52			
	02:52			TURNOVR by CLARK, ALYSHA
STEAL by Bailey, Cherie	02:52			
TURNOVR by Dye, Kim	02:52			
	02:52			STEAL by CLARK, ALYSHA
	02:52	14-2	H 12	GOOD! LAYUP by CLARK, ALYSHA
	02:38			FOUL by HUDSON, HOLLY
GOOD! 3 PTR by Dye, Kim	02:24	17-2	H 15	
ASSIST by Bailey, Cherie	02:24			

	02:00			TURNOVR by HUDSON, HOLLY
TURNOVR by Dye, Kim	01:46			
	01:20			MISSED JUMPER by CLARK, ALYSHA
REBOUND (DEF) by Fuller, Alex	01:20			
TURNOVR by Fuller, Alex	01:12			
	01:11			STEAL by MCFARLIN, PAIGE
	01:02	17-4	H 13	GOOD! JUMPER by CLARK, ALYSHA
	01:02			ASSIST by MCFARLIN, PAIGE
TURNOVR by (TEAM)	00:30			
	00:13			MISSED JUMPER by HUDSON, HOLLY
	00:13			REBOUND (OFF) by CLARK, ALYSHA
FOUL by Fuller, Alex	00:10			
	00:10			MISSED FT SHOT by CLARK, ALYSHA
	00:10			REBOUND (OFF) by (DEADBALL)
	00:10			MISSED FT SHOT by CLARK, ALYSHA
REBOUND (DEF) by Bailey, Cherie	00:10			
TURNOVR by Bailey, Cherie	00:05			
	00:00			TURNOVR by GIBSON, CHRISTIAN
STEAL by Newman, Ashleigh	00:00			

Shelbyville Golden Eagles 17, MT. JULIET HIGH SCHOOL 4

1st period-only	InPaint	Pts-T/O	2nd-Chc	FastBrk	BnchPts	Ties	Leads
MT. JULIET HIGH SCHO	2	4	0	2	0	0	0
Shelbyville Golden E	2	14	2	0	0	0	0

2nd PERIOD Play-by-Play (Page 1)

HOME TEAM: Shelbyville Golden E	TIME	SCORE	MAR	VISITORS: MT. JULIET HIGH SCHO
	07:55			TURNOVR by GIBSON, CHRISTIAN
MISSED JUMPER by Dye, Kim	07:33			
REBOUND (OFF) by Fuller, Alex	07:33			
GOOD! LAYUP by Fuller, Alex	07:31	19-4	H 15	
FOUL by Dye, Kim	07:23			
	07:20			TURNOVR by GIBSON, CHRISTIAN
STEAL by Newman, Ashleigh	07:19			
MISSED LAYUP by Houston, Samantha	07:10			
	07:10			REBOUND (DEF) by MCFARLIN, PAIGE
FOUL by Houston, Samantha	07:01			
	07:01			MISSED FT SHOT by GIBSON, CHRISTIAN
	07:01			REBOUND (OFF) by (DEADBALL)
	07:01			MISSED FT SHOT by GIBSON, CHRISTIAN
REBOUND (DEF) by Newman, Ashleigh	07:01			
GOOD! JUMPER by Newman, Ashleigh	06:44	21-4	H 17	
	06:25			TURNOVR by GIBSON, CHRISTIAN
MISSED 3 PTR by Tate, Whitney	06:13			
	06:13			REBOUND (DEF) by CLARK, ALYSHA
	05:48			TURNOVR by WELCH, CHRISTY
STEAL by Fuller, Alex	05:47			
GOOD! JUMPER by Fuller, Alex	05:08	23-4	H 19	
FOUL by Houston, Samantha	04:52			
	04:44			MISSED JUMPER by CLARK, ALYSHA
	04:44			REBOUND (OFF) by CLARK, ALYSHA
	04:41	23-6	H 17	GOOD! LAYUP by CLARK, ALYSHA
MISSED JUMPER by Newman, Ashleigh	04:15			
	04:15			BLOCK by CLARK, ALYSHA
	04:13			REBOUND (DEF) by CLARK, ALYSHA
FOUL by Newman, Ashleigh	04:13			
	04:06	23-8	H 15	GOOD! LAYUP by WELCH, CHRISTY
	04:06			ASSIST by HUDSON, HOLLY
GOOD! 3 PTR by Dye, Kim	03:54	26-8	H 18	
ASSIST by Fuller, Alex	03:54			
FOUL by Dye, Kim	03:43			
TIMEOUT 30sec	03:43			
	03:43	26-9	H 17	GOOD! FT SHOT by HUDSON, HOLLY

	03:43	26-10	H 16	GOOD! FT SHOT by HUDSON, HOLLY
TURNOVR by Tate, Whitney	03:30			
	03:18			TURNOVR by HUDSON, HOLLY
	03:16			FOUL by CLARK, ALYSHA
MISSED JUMPER by Fuller, Alex	02:46			
	02:46			REBOUND (DEF) by HUDSON, HOLLY
FOUL by Canon, Abby	02:44			
	02:44			MISSED FT SHOT by HUDSON, HOLLY
REBOUND (DEF) by Houston, Samantha	02:44			
GOOD! LAYUP by Fuller, Alex	02:27	28-10	H 18	
ASSIST by Snipes, April	02:27			
	02:04			MISSED JUMPER by GIBSON, CHRISTIAN
REBOUND (DEF) by Houston, Samantha	02:04			
GOOD! JUMPER by Fuller, Alex	01:21	30-10	H 20	
ASSIST by Houston, Samantha	01:21			
FOUL by Snipes, April	01:13			
	01:13	30-11	H 19	GOOD! FT SHOT by MCFARLIN, PAIGE
	01:13	30-12	H 18	GOOD! FT SHOT by MCFARLIN, PAIGE
MISSED 3 PTR by Bailey, Cherie	00:54			
	00:54			REBOUND (DEF) by PIGUE, CASEY
	00:47			MISSED JUMPER by GILLESPIE, STAR
BLOCK by Fuller, Alex	00:47			
REBOUND (DEF) by Bailey, Cherie	00:45			
MISSED 3 PTR by Dye, Kim	00:13			
	00:13			REBOUND (DEF) by GILLESPIE, STAR
TURNOVR by Newman, Ashleigh	00:08			
	00:07			STEAL by GILLESPIE, STAR
MISSED LAYUP by Houston, Samantha	00:03			
REBOUND (OFF) by Fuller, Alex	00:01			
GOOD! LAYUP by Fuller, Alex	00:00	32-12	H 20	

Shelbyville Golden Eagles 32, MT. JULIET HIGH SCHOOL 12

2nd period-only	InPaint	Pts-T/O	2nd-Chc	FastBrk	BnchPts	Ties	Leads
MT. JULIET HIGH SCHO	4	0	2	0	2	0	0
Shelbyville Golden E	8	4	4	0	0	0	0

3rd PERIOD Play-by-Play (Page 1)

HOME TEAM: Shelbyville Golden E	TIME	SCORE	MAR	VISITORS: MT. JULIET HIGH SCHO
GOOD! JUMPER by Newman, Ashleigh	07:52	34-12	H 22	
ASSIST by Dye, Kim	07:52			
	07:00			TURNOVR by PIGUE, CASEY
MISSED JUMPER by Fuller, Alex	06:44			
	06:44			REBOUND (DEF) by HUDSON, HOLLY
	06:23	34-15	H 19	GOOD! 3 PTR by PIGUE, CASEY
GOOD! JUMPER by Fuller, Alex	06:04	36-15	H 21	
ASSIST by Bailey, Cherie	06:04			
	05:48			TURNOVR by PIGUE, CASEY
STEAL by Fuller, Alex	05:47			
MISSED 3 PTR by Tate, Whitney	05:44			
REBOUND (OFF) by Fuller, Alex	05:44			
GOOD! JUMPER by Fuller, Alex	05:40	38-15	H 23	
	05:24			MISSED LAYUP by CLARK, ALYSHA
REBOUND (DEF) by Newman, Ashleigh	05:24			
TURNOVR by Newman, Ashleigh	05:17			
	05:00			TURNOVR by GIBSON, CHRISTIAN
STEAL by Dye, Kim	05:00			
	05:00			FOUL by GIBSON, CHRISTIAN
MISSED 3 PTR by Canon, Abby	04:32			
REBOUND (OFF) by Tate, Whitney	04:32			
GOOD! JUMPER by Fuller, Alex	04:15	40-15	H 25	
	04:05			TURNOVR by CLARK, ALYSHA
STEAL by Fuller, Alex	04:04			
GOOD! JUMPER by Newman, Ashleigh	03:57	42-15	H 27	

	03:36	42-17	H 25	GOOD! JUMPER by PIGUE, CASEY
FOUL by Dye, Kim	03:36			
	03:36			MISSED FT SHOT by PIGUE, CASEY
REBOUND (DEF) by Newman, Ashleigh	03:36			
MISSED JUMPER by Fuller, Alex	03:13			
	03:13			REBOUND (DEF) by CLARK, ALYSHA
	02:57			TURNOVR by MCFARLIN, PAIGE
MISSED JUMPER by Newman, Ashleigh	02:21			
	02:21			REBOUND (DEF) by PIGUE, CASEY
	02:12			TURNOVR by HUDSON, HOLLY
STEAL by Fuller, Alex	02:11			
TURNOVR by Houston, Samantha	01:46			
	01:43			TURNOVR by CLARK, ALYSHA
STEAL by Bailey, Cherie	01:42			
GOOD! 3 PTR by Houston, Samantha	01:29	45-17	H 28	
ASSIST by Tate, Whitney	01:29			
	01:12			MISSED JUMPER by HUDSON, HOLLY
	01:12			REBOUND (OFF) by CLARK, ALYSHA
	01:08	45-19	H 26	GOOD! LAYUP by CLARK, ALYSHA
	00:12			FOUL by GIBSON, CHRISTIAN
	00:09			FOUL by WELCH, CHRISTY
MISSED JUMPER by Fuller, Alex	00:04			
	00:04			BLOCK by WELCH, CHRISTY
REBOUND (OFF) by Bailey, Cherie	00:02			

Shelbyville Golden Eagles 45, MT. JULIET HIGH SCHOOL 19

3rd period-only	InPaint	Pts-T/O	2nd-Chc	FastBrk	BnchPts	Ties	Leads
MT. JULIET HIGH SCHO	2	0	2	0	0	0	0
Shelbyville Golden E	4	9	4	0	3	0	0

4th PERIOD Play-by-Play (Page 1)

HOME TEAM: Shelbyville Golden E	TIME	SCORE	MAR	VISITORS: MT. JULIET HIGH SCHO
	07:53	45-21	H 24	GOOD! LAYUP by PIGUE, CASEY
MISSED JUMPER by Snipes, April	07:45			
REBOUND (OFF) by Fuller, Alex	07:45			
MISSED JUMPER by Fuller, Alex	07:39			
REBOUND (OFF) by Snipes, April	07:39			
	07:32			FOUL by GIBSON, CHRISTIAN
GOOD! FT SHOT by Snipes, April	07:23	46-21	H 25	
GOOD! FT SHOT by Snipes, April	07:23	47-21	H 26	
	06:54			MISSED LAYUP by GIBSON, CHRISTIAN
BLOCK by Fuller, Alex	06:54			
	06:54			REBOUND (OFF) by (TEAM)
	06:54			TURNOVR by (TEAM)
GOOD! LAYUP by Fuller, Alex	06:42	49-21	H 28	
ASSIST by Snipes, April	06:42			
	06:18			MISSED LAYUP by GIBSON, CHRISTIAN
	06:18			REBOUND (OFF) by MCFARLIN, PAIGE
FOUL by Snipes, April	06:17			
	06:17			TURNOVR by (TEAM)
	06:07			FOUL by PIGUE, CASEY
	05:48			FOUL by CLARK, ALYSHA
MISSED FT SHOT by Newman, Ashleigh	05:44			
REBOUND (OFF) by (DEADBALL)	05:44			
GOOD! FT SHOT by Newman, Ashleigh	05:44	50-21	H 29	
FOUL by Houston, Samantha	05:31			
TIMEOUT 30sec	05:31			
	05:24			TURNOVR by HUDSON, HOLLY
STEAL by Bailey, Cherie	05:24			
MISSED JUMPER by Canon, Abby	04:56			
REBOUND (OFF) by Newman, Ashleigh	04:56			
	04:41			FOUL by HUDSON, HOLLY
GOOD! FT SHOT by Snipes, April	04:41	51-21	H 30	
	04:41			TIMEOUT TEAM

MISSED FT SHOT by Snipes, April	04:41			
	04:41			REBOUND (DEF) by CLARK, ALYSHA
	04:35			TURNOVR by HUDSON, LAUREN
STEAL by Canon, Abby	04:31			
TURNOVR by Newman, Ashleigh	03:54			
	03:52			STEAL by HUDSON, HOLLY
	03:49			TURNOVR by HUDSON, HOLLY
STEAL by Canon, Abby	03:48			
MISSED JUMPER by Newman, Ashleigh	03:25			
REBOUND (OFF) by Snipes, April	03:25			
MISSED JUMPER by Snipes, April	03:22			
	03:22			REBOUND (DEF) by PIGUE, CASEY
	03:05	51-23	H 28	GOOD! LAYUP by CLARK, ALYSHA
	03:05			ASSIST by HUDSON, HOLLY
TURNOVR by Beech, Amy	02:35			
	02:24	51-25	H 26	GOOD! JUMPER by HUDSON, LAUREN
	01:47			FOUL by PIGUE, CASEY
MISSED FT SHOT by Houston, Samantha	01:47			
	01:47			REBOUND (DEF) by PIGUE, CASEY
	01:42			MISSED LAYUP by MUNIZ, SARAH
	01:42			REBOUND (OFF) by GILLESPIE, STAR
FOUL by Snipes, April	01:39			
	01:39	51-26	H 25	GOOD! FT SHOT by GILLESPIE, STAR
	01:39	51-27	H 24	GOOD! FT SHOT by GILLESPIE, STAR
TIMEOUT TEAM	01:37			
TURNOVR by Beech, Amy	01:33			
	01:32			STEAL by PIGUE, CASEY
	01:31	51-29	H 22	GOOD! LAYUP by CLARK, ALYSHA
	01:31			ASSIST by PIGUE, CASEY
TURNOVR by Beech, Amy	01:25			
	01:22			MISSED LAYUP by CLARK, ALYSHA
	01:22			REBOUND (OFF) by CLARK, ALYSHA
FOUL by Beech, Amy	01:19			
	01:19			MISSED FT SHOT by CLARK, ALYSHA
	01:19			REBOUND (OFF) by (DEADBALL)
	01:19	51-30	H 21	GOOD! FT SHOT by CLARK, ALYSHA
TURNOVR by Stone, Latoya	00:54			
	00:28			MISSED LAYUP by CLARK, ALYSHA
	00:28			REBOUND (OFF) by MUNIZ, SARAH
	00:25			MISSED JUMPER by MUNIZ, SARAH
	00:25			REBOUND (OFF) by CLARK, ALYSHA
	00:22	51-32	H 19	GOOD! JUMPER by CLARK, ALYSHA

Shelbyville Golden Eagles 51, MT. JULIET HIGH SCHOOL 32

4th period-only	InPaint	Pts-T/O	2nd-Chc	FastBrk	BnchPts	Ties	Leads
MT. JULIET HIGH SCHO	10	7	5	0	4	0	0
Shelbyville Golden E	2	4	3	0	3	0	0

MT. JULIET HIGH SCHOOL vs Shelbyville Golden Eagles (03/13/03 - Period 4 00:00)

POINTS OFF TURNOVERS	1	2	3	4	-	Tot
MT. JULIET HIGH SCHOOL..	4	0	0	7	-	11
Shelbyville Golden Eagle	14	4	9	4	-	31

POINTS IN PAINT	1	2	3	4	-	Tot
MT. JULIET HIGH SCHOOL..	2	4	2	10	-	18
Shelbyville Golden Eagle	2	8	4	2	-	16

2ND CHANCE POINTS	1	2	3	4	-	Tot
MT. JULIET HIGH SCHOOL..	0	2	2	5	-	9
Shelbyville Golden Eagle	2	4	4	3	-	13

FAST BREAK POINTS	1	2	3	4	-	Tot
MT. JULIET HIGH SCHOOL..	2	0	0	0	-	2
Shelbyville Golden Eagle	0	0	0	0	-	0

BENCH POINTS	1	2	3	4	-	Tot
MT. JULIET HIGH SCHOOL..	0	2	0	4	-	6
Shelbyville Golden Eagle	0	0	3	3	-	6

SCORE TIED BY	1	2	3	4	-	Tot
MT. JULIET HIGH SCHOOL..	0	0	0	0	-	0
Shelbyville Golden Eagle	0	0	0	0	-	0

LEAD GAINED BY	1	2	3	4	-	Tot
MT. JULIET HIGH SCHOOL..	0	0	0	0	-	0
Shelbyville Golden Eagle	0	0	0	0	-	0

Official Basketball Box Score
SEVIER COUNTY HIGH SCHOOL vs Shelbyville Golden Eagles
03/14/03 8:30 p.m. at Murfreesboro, Tenn. - Murphy Center

VISITORS: SEVIER COUNTY HIGH SCHOOL 32-5

##	Player Name		TOT-FG FG-FGA	3-PT FG-FGA	FT-FTA	REBOUNDS OF	DE	TOT	PF	TP	A	TO	BLK	S	MIN
22	BROYHILL, TINA.....	*	4-13	0-5	0-2	0	5	5	3	8	0	2	2	0	32
23	UNER, MELISSA.....	*	3-9	0-1	3-4	2	3	5	3	9	1	1	0	3	30
24	REDDING, KRISTI.....	*	2-3	0-0	0-0	3	2	5	3	4	0	3	1	1	32
30	WILHOIT, BROOKE.....	*	3-6	0-2	2-2	1	3	4	3	8	2	3	0	0	32
34	KREMER, JACQUELYN...	*	2-3	0-0	2-2	2	1	3	2	6	0	1	0	0	30
12	FLEMING, WHITNEY....		0-0	0-0	0-0	0	0	0	1	0	0	0	0	0	3
21	FOX, JULIA.....		0-0	0-0	0-0	0	0	0	0	0	0	0	0	0	1
	TEAM.....						1	1							
	Totals.....		14-34	0-8	7-10	8	15	23	15	35	3	10	3	4	160

TOTAL FG% 1st Half:	6-15	40.0%	2nd Half:	8-19	42.1%	Game: 41.2%
3-Pt. FG% 1st Half:	0-1	0.0%	2nd Half:	0-7	0.0%	Game: 0.0%
F Throw % 1st Half:	5-8	62.5%	2nd Half:	2-2	100 %	Game: 70.0%

DEADB REBS 0

HOME TEAM: Shelbyville Golden Eagles 36-1

##	Player Name		TOT-FG FG-FGA	3-PT FG-FGA	FT-FTA	REBOUNDS OF	DE	TOT	PF	TP	A	TO	BLK	S	MIN
11	Tate, Whitney.....	*	4-9	4-9	0-0	2	2	4	1	12	2	3	0	1	32
21	Dye, Kim.....	*	1-4	1-3	2-2	2	1	3	4	5	3	1	0	0	27
25	Canon, Abby.....	*	0-5	0-4	0-1	1	0	1	4	0	2	0	0	2	25
34	Newman, Ashleigh....	*	3-9	0-0	3-4	3	3	6	4	9	2	4	0	2	23
44	Fuller, Alex.....	*	3-8	0-0	7-10	4	7	11	1	13	0	0	1	1	32
04	Houston, Samantha...		0-0	0-0	0-0	0	0	0	1	0	0	0	0	0	0+
23	Bailey, Cherie.....		1-2	0-1	0-0	0	0	0	0	2	0	0	0	0	8
33	Snipes, April.....		1-3	0-0	1-2	4	0	4	1	3	0	0	0	0	13
	TEAM.....						2	2							
	Totals.....		13-40	5-17	13-19	16	15	31	16	44	9	8	1	6	160

TOTAL FG% 1st Half:	5-22	22.7%	2nd Half:	8-18	44.4%	Game: 32.5%
3-Pt. FG% 1st Half:	3-10	30.0%	2nd Half:	2-7	28.6%	Game: 29.4%
F Throw % 1st Half:	8-11	72.7%	2nd Half:	5-8	62.5%	Game: 68.4%

DEADB REBS 2

Officials:
Technical fouls: SEVIER COUNTY HIGH SCHOOL-None. Shelbyville Golden Eagles-None.
Attendance:

Score by Periods	1st	2nd	3rd	4th		Total
SEVIER COUNTY HIGH SCHOOL.....	6	11	8	10	-	35
Shelbyville Golden Eagles.....	14	7	11	12	-	44

Points in the paint-SEVIER 22,SHS 12. Points off turnovers-SEVIER 9,SHS 11.
2nd chance points-SEVIER 10,SHS 16. Fast break points-SEVIER 0,SHS 0.
Bench points-SEVIER 0,SHS 5. Score tied-1 time. Lead changes-0 times.

Play-By-Play
SEVIER COUNTY HIGH SCHOOL vs Shelbyville Golden Eagles
03/14/03 8:30 p.m. at Murfreesboro, Tenn. - Murphy Center

1st PERIOD Play-by-Play (Page 1)

HOME TEAM: Shelbyville Golden E	TIME	SCORE	MAR	VISITORS: SEVIER COUNTY HIGH S
MISSED JUMPER by Fuller, Alex	07:43			
	07:43			REBOUND (DEF) by UNER, MELISSA
	07:38			TURNOVR by WILHOIT, BROOKE
STEAL by Newman, Ashleigh	07:36			
	07:23			FOUL by REDDING, KRISTI
GOOD! FT SHOT by Newman, Ashleigh	07:23	1-0	H 1	
GOOD! FT SHOT by Newman, Ashleigh	07:23	2-0	H 2	
	07:10			MISSED JUMPER by REDDING, KRISTI
REBOUND (DEF) by Fuller, Alex	07:10			
GOOD! 3 PTR by Dye, Kim	06:56	5-0	H 5	
ASSIST by Tate, Whitney	06:56			
FOUL by Dye, Kim	06:50			
	06:23			TURNOVR by REDDING, KRISTI
STEAL by Fuller, Alex	06:23			
TURNOVR by Tate, Whitney	06:08			
	05:52			MISSED JUMPER by UNER, MELISSA
BLOCK by Fuller, Alex	05:52			
	05:50			REBOUND (OFF) by REDDING, KRISTI
	05:48	5-2	H 3	GOOD! LAYUP by REDDING, KRISTI
MISSED JUMPER by Newman, Ashleigh	05:38			
REBOUND (OFF) by Fuller, Alex	05:38			
GOOD! LAYUP by Newman, Ashleigh	05:36	7-2	H 5	
	05:24	7-4	H 3	GOOD! LAYUP by KREMER, JACQUELYN
GOOD! 3 PTR by Tate, Whitney	04:55	10-4	H 6	
ASSIST by Canon, Abby	04:55			
	04:46			MISSED JUMPER by WILHOIT, BROOKE
	04:46			REBOUND (OFF) by REDDING, KRISTI
	04:42	10-6	H 4	GOOD! LAYUP by REDDING, KRISTI
TURNOVR by Newman, Ashleigh	04:33			
	04:32			STEAL by UNER, MELISSA
	04:00			TURNOVR by REDDING, KRISTI
STEAL by Canon, Abby	03:59			
	03:45			FOUL by KREMER, JACQUELYN
GOOD! FT SHOT by Newman, Ashleigh	03:45	11-6	H 5	
MISSED FT SHOT by Newman, Ashleigh	03:45			
	03:45			REBOUND (DEF) by BROYHILL, TINA
	03:27			TURNOVR by WILHOIT, BROOKE
STEAL by Canon, Abby	03:26			
MISSED LAYUP by Canon, Abby	03:23			
REBOUND (OFF) by Dye, Kim	03:23			
	03:21			FOUL by WILHOIT, BROOKE
GOOD! FT SHOT by Dye, Kim	03:21	12-6	H 6	
GOOD! FT SHOT by Dye, Kim	03:21	13-6	H 7	
	03:18			TURNOVR by BROYHILL, TINA
STEAL by Tate, Whitney	03:18			
MISSED 3 PTR by Tate, Whitney	02:49			
	02:49			REBOUND (DEF) by WILHOIT, BROOKE
FOUL by Newman, Ashleigh	02:48			
FOUL by Dye, Kim	02:16			
FOUL by Newman, Ashleigh	02:12			
	02:04			TURNOVR by UNER, MELISSA
MISSED 3 PTR by Canon, Abby	01:32			
REBOUND (OFF) by Fuller, Alex	01:32			
	01:30			FOUL by BROYHILL, TINA
GOOD! FT SHOT by Fuller, Alex	01:30	14-6	H 8	
MISSED FT SHOT by Fuller, Alex	01:30			
	01:30			REBOUND (DEF) by BROYHILL, TINA
	01:23			TURNOVR by BROYHILL, TINA

STEAL by Newman, Ashleigh	01:22				
MISSED JUMPER by Newman, Ashleigh	01:09				
REBOUND (OFF) by Canon, Abby	01:09				
MISSED JUMPER by Newman, Ashleigh	00:05				
	00:05			REBOUND (DEF) by KREMER, JACQUELYN	

Shelbyville Golden Eagles 14, SEVIER COUNTY HIGH SCHOOL 6

1st period-only	InPaint	Pts-T/O	2nd-Chc	FastBrk	BnchPts	Ties	Leads
SEVIER COUNTY HIGH S	6	2	4	0	0	0	0
Shelbyville Golden E	2	6	5	0	0	0	0

2nd PERIOD Play-by-Play (Page 1)

HOME TEAM: Shelbyville Golden E	TIME	SCORE	MAR	VISITORS: SEVIER COUNTY HIGH S
	07:52	14-8	H 6	GOOD! LAYUP by BROYHILL, TINA
FOUL by Canon, Abby	07:52			
	07:52			MISSED FT SHOT by BROYHILL, TINA
REBOUND (DEF) by Fuller, Alex	07:52			
MISSED JUMPER by Fuller, Alex	07:12			
	07:12			REBOUND (DEF) by REDDING, KRISTI
	07:02	14-10	H 4	GOOD! JUMPER by BROYHILL, TINA
	07:02			ASSIST by WILHOIT, BROOKE
TIMEOUT 30sec	06:59			
MISSED JUMPER by Newman, Ashleigh	06:27			
	06:27			REBOUND (DEF) by WILHOIT, BROOKE
	06:18			MISSED JUMPER by BROYHILL, TINA
	06:18			REBOUND (OFF) by UNER, MELISSA
FOUL by Dye, Kim	06:17			
	06:12			MISSED JUMPER by UNER, MELISSA
	06:12			REBOUND (OFF) by UNER, MELISSA
	06:10	14-12	H 2	GOOD! JUMPER by UNER, MELISSA
	05:39			FOUL by BROYHILL, TINA
GOOD! FT SHOT by Fuller, Alex	05:39	15-12	H 3	
MISSED FT SHOT by Fuller, Alex	05:39			
	05:39			REBOUND (DEF) by BROYHILL, TINA
	05:20			MISSED JUMPER by KREMER, JACQUELYN
REBOUND (DEF) by Newman, Ashleigh	05:20			
MISSED 3 PTR by Dye, Kim	05:05			
REBOUND (OFF) by Newman, Ashleigh	05:05			
TURNOVR by Newman, Ashleigh	05:03			
FOUL by Houston, Samantha	04:50			
	04:50	15-13	H 2	GOOD! FT SHOT by UNER, MELISSA
	04:50			MISSED FT SHOT by UNER, MELISSA
REBOUND (DEF) by Newman, Ashleigh	04:50			
MISSED 3 PTR by Tate, Whitney	04:10			
REBOUND (OFF) by Newman, Ashleigh	04:10			
MISSED 3 PTR by Bailey, Cherie	03:40			
	03:40			REBOUND (DEF) by BROYHILL, TINA
FOUL by Fuller, Alex	03:39			
	03:38			MISSED FT SHOT by BROYHILL, TINA
REBOUND (DEF) by Fuller, Alex	03:38			
FOUL by Newman, Ashleigh	03:13			
TURNOVR by Newman, Ashleigh	03:13			
TIMEOUT 30sec	03:13			
	03:03			MISSED 3 PTR by WILHOIT, BROOKE
	03:03			REBOUND (OFF) by KREMER, JACQUELYN
FOUL by Snipes, April	03:00			
	03:00	15-14	H 1	GOOD! FT SHOT by KREMER, JACQUELYN
	03:00	15-15	T 1	GOOD! FT SHOT by KREMER, JACQUELYN
TURNOVR by Newman, Ashleigh	02:33			
	02:31			STEAL by UNER, MELISSA
	02:29			MISSED LAYUP by UNER, MELISSA
REBOUND (DEF) by Tate, Whitney	02:29			
MISSED JUMPER by Newman, Ashleigh	02:10			

REBOUND (OFF) by Fuller, Alex	02:10			
MISSED JUMPER by Fuller, Alex	02:07			
REBOUND (OFF) by Snipes, April	02:07			
GOOD! 3 PTR by Tate, Whitney	02:02	18-15	H 3	
ASSIST by Newman, Ashleigh	02:02			
	01:53			TURNOVR by WILHOIT, BROOKE
MISSED 3 PTR by Tate, Whitney	01:25			
REBOUND (OFF) by Fuller, Alex	01:25			
GOOD! LAYUP by Fuller, Alex	01:24	20-15	H 5	
	01:24			FOUL by REDDING, KRISTI
GOOD! FT SHOT by Fuller, Alex	01:24	21-15	H 6	
FOUL by Newman, Ashleigh	01:24			
	01:10	21-16	H 5	GOOD! FT SHOT by UNER, MELISSA
	01:10	21-17	H 4	GOOD! FT SHOT by UNER, MELISSA
TURNOVR by Tate, Whitney	00:59			
	00:58			STEAL by REDDING, KRISTI
	00:54			MISSED JUMPER by BROYHILL, TINA
REBOUND (DEF) by Tate, Whitney	00:54			
MISSED 3 PTR by Canon, Abby	00:01			
	00:01			BLOCK by REDDING, KRISTI
REBOUND (OFF) by Snipes, April	00:00			
MISSED JUMPER by Snipes, April	00:00			
	00:00			REBOUND (DEF) by WILHOIT, BROOKE

Shelbyville Golden Eagles 21, SEVIER COUNTY HIGH SCHOOL 17

2nd period-only	InPaint	Pts-T/O	2nd-Chc	FastBrk	BnchPts	Ties	Leads
SEVIER COUNTY HIGH S	4	3	4	0	0	1	0
Shelbyville Golden E	2	3	6	0	0	0	0

3rd PERIOD Play-by-Play (Page 1)

HOME TEAM: Shelbyville Golden E	TIME	SCORE	MAR	VISITORS: SEVIER COUNTY HIGH S
MISSED 3 PTR by Canon, Abby	07:07			
REBOUND (OFF) by Dye, Kim	07:07			
MISSED JUMPER by Dye, Kim	07:04			
	07:04			BLOCK by BROYHILL, TINA
REBOUND (OFF) by Tate, Whitney	07:02			
GOOD! LAYUP by Fuller, Alex	06:50	23-17	H 6	
ASSIST by Dye, Kim	06:50			
	06:11	23-19	H 4	GOOD! LAYUP by KREMER, JACQUELYN
	05:28			FOUL by WILHOIT, BROOKE
MISSED FT SHOT by Fuller, Alex	05:28			
REBOUND (OFF) by (DEADBALL)	05:28			
GOOD! FT SHOT by Fuller, Alex	05:28	24-19	H 5	
	05:23			MISSED 3 PTR by UNER, MELISSA
REBOUND (DEF) by Fuller, Alex	05:23			
MISSED 3 PTR by Dye, Kim	05:08			
	05:08			REBOUND (DEF) by BROYHILL, TINA
	04:52			MISSED JUMPER by UNER, MELISSA
REBOUND (DEF) by Fuller, Alex	04:52			
	04:51			FOUL by REDDING, KRISTI
GOOD! 3 PTR by Tate, Whitney	04:35	27-19	H 8	
ASSIST by Canon, Abby	04:35			
	04:25			MISSED JUMPER by BROYHILL, TINA
	04:25			REBOUND (OFF) by KREMER, JACQUELYN
FOUL by Canon, Abby	04:16			
	04:00	27-21	H 6	GOOD! JUMPER by BROYHILL, TINA
	04:00			ASSIST by WILHOIT, BROOKE
TURNOVR by Dye, Kim	03:31			
	03:24	27-23	H 4	GOOD! JUMPER by WILHOIT, BROOKE
MISSED JUMPER by Snipes, April	02:56			
REBOUND (OFF) by Snipes, April	02:56			
	02:55			FOUL by FLEMING, WHITNEY
MISSED JUMPER by Fuller, Alex	02:33			

REBOUND (OFF) by Snipes, April	02:33			
	02:33			FOUL by KREMER, JACQUELYN
MISSED FT SHOT by Snipes, April	02:33			
REBOUND (OFF) by (DEADBALL)	02:33			
GOOD! FT SHOT by Snipes, April	02:33	28-23	H 5	
	02:18			MISSED JUMPER by BROYHILL, TINA
REBOUND (DEF) by Fuller, Alex	02:18			
MISSED 3 PTR by Tate, Whitney	01:31			
	01:31			REBOUND (DEF) by UNER, MELISSA
	01:25	28-25	H 3	GOOD! LAYUP by UNER, MELISSA
GOOD! JUMPER by Snipes, April	00:36	30-25	H 5	
ASSIST by Dye, Kim	00:36			
	00:17			MISSED JUMPER by UNER, MELISSA
REBOUND (DEF) by Dye, Kim	00:17			
GOOD! JUMPER by Bailey, Cherie	00:09	32-25	H 7	
	00:01			MISSED 3 PTR by BROYHILL, TINA
REBOUND (DEF) by (TEAM)	00:01			

Shelbyville Golden Eagles 32, SEVIER COUNTY HIGH SCHOOL 25

3rd period-only	InPaint	Pts-T/O	2nd-Chc	FastBrk	BnchPts	Ties	Leads
SEVIER COUNTY HIGH S	4	2	2	0	0	0	0
Shelbyville Golden E	4	0	3	0	5	0	0

4th PERIOD Play-by-Play (Page 1)

HOME TEAM: Shelbyville Golden E	TIME	SCORE	MAR	VISITORS: SEVIER COUNTY HIGH S
	07:57			TURNOVR by KREMER, JACQUELYN
TURNOVR by Tate, Whitney	07:44			
	07:42			STEAL by UNER, MELISSA
FOUL by Tate, Whitney	07:28			
	07:28	32-26	H 6	GOOD! FT SHOT by WILHOIT, BROOKE
	07:28	32-27	H 5	GOOD! FT SHOT by WILHOIT, BROOKE
MISSED 3 PTR by Tate, Whitney	07:07			
REBOUND (OFF) by Tate, Whitney	07:07			
MISSED JUMPER by Fuller, Alex	06:51			
	06:51			BLOCK by BROYHILL, TINA
REBOUND (OFF) by Newman, Ashleigh	06:47			
GOOD! JUMPER by Newman, Ashleigh	06:45	34-27	H 7	
	06:40			TURNOVR by REDDING, KRISTI
GOOD! JUMPER by Newman, Ashleigh	06:31	36-27	H 9	
ASSIST by Tate, Whitney	06:31			
	06:11	36-29	H 7	GOOD! LAYUP by WILHOIT, BROOKE
	05:55			FOUL by UNER, MELISSA
GOOD! 3 PTR by Tate, Whitney	05:22	39-29	H 10	
ASSIST by Dye, Kim	05:22			
FOUL by Dye, Kim	05:06			
	04:40			TIMEOUT TEAM
FOUL by Canon, Abby	04:39			
	04:31			MISSED 3 PTR by BROYHILL, TINA
REBOUND (DEF) by Newman, Ashleigh	04:31			
	03:37			FOUL by WILHOIT, BROOKE
MISSED 3 PTR by Canon, Abby	03:26			
	03:26			REBOUND (DEF) by UNER, MELISSA
	03:17	39-31	H 8	GOOD! LAYUP by BROYHILL, TINA
	03:17			ASSIST by UNER, MELISSA
TIMEOUT TEAM	02:49			
MISSED JUMPER by Newman, Ashleigh	02:29			
	02:29			REBOUND (DEF) by (TEAM)
FOUL by Canon, Abby	02:15			
	02:15	39-33	H 6	GOOD! LAYUP by WILHOIT, BROOKE
GOOD! LAYUP by Fuller, Alex	01:51	41-33	H 8	
ASSIST by Newman, Ashleigh	01:51			
	01:51			FOUL by UNER, MELISSA
GOOD! FT SHOT by Fuller, Alex	01:51	42-33	H 9	
	01:41	42-35	H 7	GOOD! LAYUP by UNER, MELISSA

	01:02		FOUL by UNER, MELISSA
	01:02		TIMEOUT TEAM
MISSED FT SHOT by Canon, Abby	01:02		
	01:02		REBOUND (DEF) by REDDING, KRISTI
	00:55		MISSED 3 PTR by BROYHILL, TINA
	00:55		REBOUND (OFF) by REDDING, KRISTI
	00:44		MISSED 3 PTR by BROYHILL, TINA
REBOUND (DEF) by Fuller, Alex	00:44		
	00:42		FOUL by BROYHILL, TINA
GOOD! FT SHOT by Fuller, Alex	00:36	43-35 H 8	
GOOD! FT SHOT by Fuller, Alex	00:36	44-35 H 9	
	00:31		MISSED 3 PTR by WILHOIT, BROOKE
	00:31		REBOUND (OFF) by WILHOIT, BROOKE
	00:26		MISSED 3 PTR by BROYHILL, TINA
REBOUND (DEF) by (TEAM)	00:26		

Shelbyville Golden Eagles 44, SEVIER COUNTY HIGH SCHOOL 35

4th period-only	InPaint	Pts-T/O	2nd-Chc	FastBrk	BnchPts	Ties	Leads
SEVIER COUNTY HIGH S	8	2	0	0	0	0	0
Shelbyville Golden E	4	2	2	0	0	0	0

SEVIER COUNTY HIGH SCHOOL vs Shelbyville Golden Eagles (03/14/03 - Period 4 00:00)

POINTS OFF TURNOVERS	1	2	3	4	-	Tot
SEVIER COUNTY HIGH SCHOO	2	3	2	2	-	9
Shelbyville Golden Eagle	6	3	0	2	-	11

POINTS IN PAINT	1	2	3	4	-	Tot
SEVIER COUNTY HIGH SCHOO	6	4	4	8	-	22
Shelbyville Golden Eagle	2	2	4	4	-	12

2ND CHANCE POINTS	1	2	3	4	-	Tot
SEVIER COUNTY HIGH SCHOO	4	4	2	0	-	10
Shelbyville Golden Eagle	5	6	3	2	-	16

FAST BREAK POINTS	1	2	3	4	-	Tot
SEVIER COUNTY HIGH SCHOO	0	0	0	0	-	0
Shelbyville Golden Eagle	0	0	0	0	-	0

BENCH POINTS	1	2	3	4	-	Tot
SEVIER COUNTY HIGH SCHOO	0	0	0	0	-	0
Shelbyville Golden Eagle	0	0	5	0	-	5

SCORE TIED BY	1	2	3	4	-	Tot
SEVIER COUNTY HIGH SCHOO	0	1	0	0	-	1
Shelbyville Golden Eagle	0	0	0	0	-	0

LEAD GAINED BY	1	2	3	4	-	Tot
SEVIER COUNTY HIGH SCHOO	0	0	0	0	-	0
Shelbyville Golden Eagle	0	0	0	0	-	0

Official Basketball Box Score
Shelbyville Golden Eagles vs BEECH HIGH SCHOOL
03/15/03 7:00 p.m. at Murfreesboro, Tennessee

VISITORS: Shelbyville Golden Eagles 37-1

##	Player Name		TOT-FG FG-FGA	3-PT FG-FGA	FT-FTA	REBOUNDS OF	DE	TOT	PF	TP	A	TO	BLK	S	MIN
11	Tate, Whitney.....	*	3-8	3-8	0-0	0	0	0	2	9	0	4	0	0	32
21	Dye, Kim.....	*	1-2	0-1	0-0	1	6	7	2	2	3	3	1	0	30
25	Canon, Abby.....	*	0-2	0-2	0-0	0	0	0	0	0	1	1	0	0	8
34	Newman, Ashleigh....	*	10-16	0-0	2-2	4	7	11	2	22	1	3	0	2	30
44	Fuller, Alex.....	*	7-11	0-0	4-4	5	5	10	1	18	2	9	2	0	32
04	Houston, Samantha...		0-0	0-0	3-4	0	2	2	1	3	0	4	0	0	14
23	Bailey, Cherie.....		0-0	0-0	0-0	0	0	0	0	0	1	1	0	1	4
33	Snipes, April.....		0-0	0-0	2-2	1	0	1	2	2	0	0	0	1	10
35	Kelly, Katrina.....		1-3	0-0	0-0	0	0	0	0	2	0	0	0	0	0
	TEAM.....						1	1							
	Totals.....		22-42	3-11	11-12	11	21	32	10	58	8	25	3	4	160

TOTAL FG% 1st Half: 12-23	52.2%	2nd Half: 10-19	52.6%	Game: 52.4%	DEADB	
3-Pt. FG% 1st Half: 1-7	14.3%	2nd Half: 2-4	50.0%	Game: 27.3%	REBS	
F Throw % 1st Half: 1-1	100 %	2nd Half: 10-11	90.9%	Game: 91.7%	0	

HOME TEAM: BEECH HIGH SCHOOL 34-6

##	Player Name		TOT-FG FG-FGA	3-PT FG-FGA	FT-FTA	REBOUNDS OF	DE	TOT	PF	TP	A	TO	BLK	S	MIN
11	SMITH, ALLIE.....	*	1-4	0-0	0-0	0	1	1	3	2	2	2	0	4	28
14	HUNTER, BRITTANY....	*	2-7	1-4	0-0	3	1	4	1	5	3	0	0	0	26
30	CARRIGAN, DANA.....	*	5-12	3-8	0-0	1	0	1	0	13	1	1	0	2	32
34	SHELTON, KATIE.....	*	1-2	0-0	0-2	2	3	5	1	2	8	1	2	1	24
35	MADDOX, KARI.....	*	9-17	4-7	0-1	1	2	3	5	22	2	6	0	1	31
22	DRILLING, DANIELLE..		0-1	0-1	0-0	0	1	1	0	0	1	1	0	0	4
33	WARREN, AMBER.....		3-5	0-1	0-1	0	0	0	0	6	0	0	0	1	14
44	WEST, ROSANNE.....		1-1	0-0	0-0	0	0	0	0	2	0	1	0	0	1
	TEAM.....					2	2	4				1			
	Totals.....		22-49	8-21	0-4	9	10	19	10	52	17	13	2	9	160

TOTAL FG% 1st Half: 10-21	47.6%	2nd Half: 12-28	42.9%	Game: 44.9%	DEADB	
3-Pt. FG% 1st Half: 3-7	42.9%	2nd Half: 5-14	35.7%	Game: 38.1%	REBS	
F Throw % 1st Half: 0-0	0.0%	2nd Half: 0-4	0.0%	Game: 0.0%	1	

Officials:
Technical fouls: Shelbyville Golden Eagles-None. BEECH HIGH SCHOOL-None.
Attendance:

Score by Periods	1st	2nd	3rd	4th		Total
Shelbyville Golden Eagles.....	10	16	21	11	-	58
BEECH HIGH SCHOOL.....	12	11	14	15	-	52

Ashley Shields(Melrose), Kaleah Latham(McMinnCo), Angela Phillips(OR), Tina Broyhill(SevierCo), Alex Fuller(Shelbyville), Dana Carrigan(Beech),*Ashleigh Newman(Shelbyville), Kari Maddox(Beech), Whitney Tate(Shelbyville), Katie Shelton(Beech) *MVP

Points in the paint-SHS 28,BEECH 24. Points off turnovers-SHS 11,BEECH 26.
2nd chance points-SHS 13,BEECH 4. Fast break points-SHS 0,BEECH 2.
Bench points-SHS 7,BEECH 8. Score tied-4 times. Lead changes-4 times.

Play-By-Play
Shelbyville Golden Eagles vs BEECH HIGH SCHOOL
03/15/03 7:00 p.m. at Murfreesboro, Tennessee

1st PERIOD Play-by-Play (Page 1)

HOME TEAM: BEECH HIGH SCHOOL	TIME	SCORE	MAR	VISITORS: Shelbyville Golden E
	07:55	0-2	V 2	GOOD! JUMPER by Newman, Ashleigh
MISSED 3 PTR by HUNTER, BRITTANY	07:31			
REBOUND (OFF) by MADDOX, KARI	07:31			
GOOD! LAYUP by MADDOX, KARI	07:26	2-2	T 1	
	06:46			MISSED 3 PTR by Canon, Abby
	06:46			REBOUND (OFF) by Newman, Ashleigh
	06:43	2-4	V 2	GOOD! JUMPER by Newman, Ashleigh
TURNOVR by MADDOX, KARI	06:28			
	06:14	2-6	V 4	GOOD! JUMPER by Fuller, Alex
	06:14			ASSIST by Canon, Abby
MISSED 3 PTR by HUNTER, BRITTANY	05:45			
	05:45			REBOUND (DEF) by Newman, Ashleigh
	05:34			MISSED 3 PTR by Dye, Kim
REBOUND (DEF) by (TEAM)	05:34			
MISSED LAYUP by SHELTON, KATIE	05:23			
REBOUND (OFF) by HUNTER, BRITTANY	05:23			
MISSED JUMPER by HUNTER, BRITTANY	05:19			
	05:19			REBOUND (DEF) by Fuller, Alex
	05:04	2-8	V 6	GOOD! JUMPER by Newman, Ashleigh
TURNOVR by MADDOX, KARI	04:57			
	04:56			STEAL by Newman, Ashleigh
	04:49			TURNOVR by Dye, Kim
STEAL by SHELTON, KATIE	04:48			
GOOD! LAYUP by MADDOX, KARI	04:35	4-8	V 4	
ASSIST by SHELTON, KATIE	04:35			
	04:10			MISSED 3 PTR by Tate, Whitney
REBOUND (DEF) by MADDOX, KARI	04:10			
TURNOVR by (TEAM)	03:58			
	03:50			TURNOVR by Tate, Whitney
GOOD! LAYUP by CARRIGAN, DANA	03:36	6-8	V 2	
ASSIST by SHELTON, KATIE	03:36			
	03:28			TIMEOUT 30sec
	02:58	6-10	V 4	GOOD! JUMPER by Dye, Kim
GOOD! 3 PTR by CARRIGAN, DANA	02:43	9-10	V 1	
ASSIST by HUNTER, BRITTANY	02:43			
	02:24			MISSED JUMPER by Newman, Ashleigh
REBOUND (DEF) by SHELTON, KATIE	02:24			
GOOD! 3 PTR by MADDOX, KARI	02:11	12-10	H 2	
ASSIST by SHELTON, KATIE	02:11			
	01:54			TURNOVR by Dye, Kim
MISSED JUMPER by MADDOX, KARI	01:40			
	01:40			BLOCK by Fuller, Alex
	01:33			REBOUND (DEF) by Newman, Ashleigh
	00:44			TURNOVR by Canon, Abby
STEAL by CARRIGAN, DANA	00:44			
TURNOVR by MADDOX, KARI	00:32			
	00:00			MISSED 3 PTR by Canon, Abby
REBOUND (DEF) by HUNTER, BRITTANY	00:00			

BEECH HIGH SCHOOL 12, Shelbyville Golden Eagles 10

1st period-only	InPaint	Pts-T/O	2nd-Chc	FastBrk	BnchPts	Ties	Leads
Shelbyville Golden E	4	2	2	0	0	0	0
BEECH HIGH SCHOOL	6	4	2	0	0	1	1

2nd PERIOD Play-by-Play (Page 1)

HOME TEAM: BEECH HIGH SCHOOL	TIME	SCORE	MAR	VISITORS: Shelbyville Golden E

MISSED JUMPER by WARREN, AMBER	07:45			
	07:45			REBOUND (DEF) by Dye, Kim
	07:25			MISSED 3 PTR by Tate, Whitney
	07:25			REBOUND (OFF) by Newman, Ashleigh
	07:22			MISSED JUMPER by Newman, Ashleigh
	07:22			REBOUND (OFF) by Fuller, Alex
	07:18			TURNOVR by Fuller, Alex
GOOD! LAYUP by WARREN, AMBER	07:09	14-10	H 4	
ASSIST by DRILLING, DANIELLE	07:09			
	06:51			MISSED 3 PTR by Tate, Whitney
REBOUND (DEF) by DRILLING, DANIELLE	06:51			
TURNOVR by MADDOX, KARI	06:38			
	06:24	14-12	H 2	GOOD! LAYUP by Fuller, Alex
GOOD! 3 PTR by MADDOX, KARI	06:10	17-12	H 5	
ASSIST by HUNTER, BRITTANY	06:10			
FOUL by MADDOX, KARI	05:54			
	05:54	17-14	H 3	GOOD! JUMPER by Newman, Ashleigh
	05:54	17-15	H 2	GOOD! FT SHOT by Newman, Ashleigh
	05:48			FOUL by Dye, Kim
TURNOVR by DRILLING, DANIELLE	05:43			
	05:13			TURNOVR by Houston, Samantha
STEAL by WARREN, AMBER	05:12			
MISSED 3 PTR by DRILLING, DANIELLE	05:07			
REBOUND (OFF) by (TEAM)	05:07			
	05:00	17-17	T 2	GOOD! LAYUP by Kelly, Katrina
GOOD! LAYUP by WEST, ROSANNE	04:44	19-17	H 2	
ASSIST by SHELTON, KATIE	04:44			
	04:06			MISSED LAYUP by Kelly, Katrina
BLOCK by SHELTON, KATIE	04:06			
	04:04			REBOUND (OFF) by Fuller, Alex
	03:45	19-19	T 3	GOOD! LAYUP by Fuller, Alex
	03:45			ASSIST by Dye, Kim
TIMEOUT 30sec	03:39			
GOOD! LAYUP by WARREN, AMBER	03:27	21-19	H 2	
ASSIST by MADDOX, KARI	03:27			
	03:12			MISSED JUMPER by Fuller, Alex
	03:12			REBOUND (OFF) by Newman, Ashleigh
	03:09	21-21	T 4	GOOD! LAYUP by Newman, Ashleigh
TURNOVR by SMITH, ALLIE	03:02			
	02:18			TURNOVR by Fuller, Alex
	02:13			FOUL by Tate, Whitney
MISSED JUMPER by MADDOX, KARI	02:00			
	02:00			REBOUND (DEF) by Dye, Kim
	01:42			MISSED JUMPER by Fuller, Alex
	01:42			REBOUND (OFF) by Fuller, Alex
	01:39	21-23	V 2	GOOD! JUMPER by Fuller, Alex
TIMEOUT 30sec	01:36			
MISSED 3 PTR by MADDOX, KARI	01:18			
	01:18			REBOUND (DEF) by (TEAM)
	01:16	21-26	V 5	GOOD! 3 PTR by Tate, Whitney
	01:16			ASSIST by Dye, Kim
MISSED LAYUP by CARRIGAN, DANA	00:57			
	00:57			BLOCK by Dye, Kim
	00:54			REBOUND (DEF) by Fuller, Alex
	00:53			TURNOVR by Dye, Kim
MISSED JUMPER by SMITH, ALLIE	00:32			
	00:32			REBOUND (DEF) by Dye, Kim
	00:07			TURNOVR by Houston, Samantha
GOOD! JUMPER by HUNTER, BRITTANY	00:01	23-26	V 3	
ASSIST by SMITH, ALLIE	00:01			

Shelbyville Golden Eagles 26, BEECH HIGH SCHOOL 23

2nd period-only	InPaint	Pts-T/O	2nd-Chc	FastBrk	BnchPts	Ties	Leads
Shelbyville Golden E	10	2	6	0	2	3	1

BEECH HIGH SCHOOL	6	4	0	0	6	0	0

3rd PERIOD Play-by-Play (Page 1)

HOME TEAM: BEECH HIGH SCHOOL	TIME	SCORE	MAR	VISITORS: Shelbyville Golden E
	07:49			TURNOVR by Bailey, Cherie
TURNOVR by SMITH, ALLIE	07:49			
	07:49			STEAL by Bailey, Cherie
	07:49	23-29	V 6	GOOD! 3 PTR by Tate, Whitney
	07:49			ASSIST by Dye, Kim
GOOD! LAYUP by SMITH, ALLIE	07:49	25-29	V 4	
	07:49	25-32	V 7	GOOD! 3 PTR by Tate, Whitney
	07:49			ASSIST by Bailey, Cherie
GOOD! LAYUP by MADDOX, KARI	07:49	27-32	V 5	
ASSIST by SHELTON, KATIE	07:49			
	07:49			MISSED JUMPER by Fuller, Alex
	07:49			REBOUND (OFF) by Dye, Kim
	07:49			MISSED 3 PTR by Tate, Whitney
REBOUND (DEF) by SMITH, ALLIE	07:49			
GOOD! LAYUP by SHELTON, KATIE	07:49	29-32	V 3	
	06:38			TIMEOUT TEAM
	05:50	29-34	V 5	GOOD! LAYUP by Fuller, Alex
	05:50			ASSIST by Newman, Ashleigh
GOOD! 3 PTR by CARRIGAN, DANA	05:27	32-34	V 2	
ASSIST by MADDOX, KARI	05:27			
	05:06			TURNOVR by Fuller, Alex
STEAL by SMITH, ALLIE	05:05			
MISSED 3 PTR by HUNTER, BRITTANY	04:49			
	04:49			REBOUND (DEF) by Newman, Ashleigh
	04:47			TURNOVR by Newman, Ashleigh
STEAL by CARRIGAN, DANA	04:47			
TIMEOUT 30sec	04:47			
	04:39			FOUL by Dye, Kim
MISSED 3 PTR by CARRIGAN, DANA	04:33			
	04:33			REBOUND (DEF) by Fuller, Alex
	04:25			TURNOVR by Tate, Whitney
STEAL by SMITH, ALLIE	04:24			
GOOD! 3 PTR by HUNTER, BRITTANY	04:15	35-34	H 1	
ASSIST by SMITH, ALLIE	04:15			
	03:45			MISSED JUMPER by Newman, Ashleigh
	03:45			REBOUND (OFF) by Newman, Ashleigh
FOUL by MADDOX, KARI	03:42			
	03:42			MISSED 3 PTR by Tate, Whitney
	03:42			REBOUND (OFF) by Fuller, Alex
	03:41	35-36	V 1	GOOD! LAYUP by Fuller, Alex
	03:36	35-37	V 2	GOOD! FT SHOT by Fuller, Alex
TURNOVR by MADDOX, KARI	03:28			
	03:16	35-39	V 4	GOOD! LAYUP by Newman, Ashleigh
MISSED JUMPER by SMITH, ALLIE	03:05			
	03:05			REBOUND (DEF) by Newman, Ashleigh
	02:33			MISSED JUMPER by Newman, Ashleigh
	02:33			REBOUND (OFF) by Snipes, April
FOUL by MADDOX, KARI	02:29			
	02:28	35-40	V 5	GOOD! FT SHOT by Snipes, April
	02:28	35-41	V 6	GOOD! FT SHOT by Snipes, April
	02:25			TURNOVR by Fuller, Alex
	02:14			TURNOVR by Fuller, Alex
TIMEOUT TEAM	02:06			
TURNOVR by MADDOX, KARI	02:05			
	02:05	35-43	V 8	GOOD! JUMPER by Newman, Ashleigh
	02:05			ASSIST by Fuller, Alex
TURNOVR by WEST, ROSANNE	01:50			
	01:49			STEAL by Snipes, April
	01:11			TURNOVR by Newman, Ashleigh
STEAL by SMITH, ALLIE	01:11			
	01:11			FOUL by Tate, Whitney

GOOD! JUMPER by MADDOX, KARI	00:58	37-43	V 6	
ASSIST by SHELTON, KATIE	00:58			
	00:42	37-45	V 8	GOOD! JUMPER by Newman, Ashleigh
MISSED JUMPER by MADDOX, KARI	00:31			
	00:31			REBOUND (DEF) by Dye, Kim
	00:01	37-47	V 10	GOOD! JUMPER by Newman, Ashleigh
	00:01			ASSIST by Fuller, Alex

Shelbyville Golden Eagles 47, BEECH HIGH SCHOOL 37

3rd period-only	InPaint	Pts-T/O	2nd-Chc	FastBrk	BnchPts	Ties	Leads
Shelbyville Golden E	10	7	5	0	2	0	1
BEECH HIGH SCHOOL	6	5	0	0	0	0	1

4th PERIOD Play-by-Play (Page 1)

HOME TEAM: BEECH HIGH SCHOOL	TIME	SCORE	MAR	VISITORS: Shelbyville Golden E
MISSED 3 PTR by CARRIGAN, DANA	07:43			
REBOUND (OFF) by SHELTON, KATIE	07:43			
TURNOVR by SHELTON, KATIE	07:40			
	07:39			STEAL by Newman, Ashleigh
	07:22			FOUL by Fuller, Alex
	07:22			TURNOVR by Fuller, Alex
MISSED 3 PTR by MADDOX, KARI	07:07			
REBOUND (OFF) by SHELTON, KATIE	07:07			
	07:05			FOUL by Snipes, April
MISSED FT SHOT by SHELTON, KATIE	07:05			
REBOUND (OFF) by (DEADBALL)	07:05			
MISSED FT SHOT by SHELTON, KATIE	07:05			
	07:05			REBOUND (DEF) by Fuller, Alex
	06:48			MISSED JUMPER by Fuller, Alex
REBOUND (DEF) by SHELTON, KATIE	06:48			
	06:47			FOUL by Snipes, April
MISSED JUMPER by CARRIGAN, DANA	06:42			
	06:42			BLOCK by Fuller, Alex
REBOUND (OFF) by (TEAM)	06:42			
GOOD! LAYUP by CARRIGAN, DANA	06:41	39-47	V 8	
ASSIST by SHELTON, KATIE	06:41			
	06:25			MISSED JUMPER by Kelly, Katrina
	06:25			REBOUND (OFF) by Fuller, Alex
	06:22			TURNOVR by Fuller, Alex
GOOD! 3 PTR by MADDOX, KARI	06:02	42-47	V 5	
ASSIST by HUNTER, BRITTANY	06:02			
	05:50	42-49	V 7	GOOD! JUMPER by Newman, Ashleigh
FOUL by SHELTON, KATIE	05:50			
	05:50	42-50	V 8	GOOD! FT SHOT by Newman, Ashleigh
MISSED JUMPER by HUNTER, BRITTANY	05:39			
REBOUND (OFF) by CARRIGAN, DANA	05:39			
TURNOVR by CARRIGAN, DANA	05:36			
	05:29			TURNOVR by Tate, Whitney
GOOD! 3 PTR by MADDOX, KARI	05:10	45-50	V 5	
ASSIST by SHELTON, KATIE	05:10			
	04:51			MISSED JUMPER by Newman, Ashleigh
BLOCK by SHELTON, KATIE	04:51			
REBOUND (DEF) by SHELTON, KATIE	04:50			
	04:49			FOUL by Newman, Ashleigh
MISSED JUMPER by MADDOX, KARI	04:40			
	04:40			REBOUND (DEF) by Dye, Kim
FOUL by SMITH, ALLIE	04:15			
	03:59			TURNOVR by Fuller, Alex
STEAL by MADDOX, KARI	03:58			
GOOD! LAYUP by MADDOX, KARI	03:55	47-50	V 3	
FOUL by MADDOX, KARI	03:46			
	03:36			TURNOVR by Tate, Whitney
	03:19			FOUL by Newman, Ashleigh

MISSED FT SHOT by WARREN, AMBER	03:19			
	03:19			REBOUND (DEF) by Newman, Ashleigh
	03:16			TURNOVR by Houston, Samantha
STEAL by SMITH, ALLIE	03:14			
GOOD! LAYUP by WARREN, AMBER	03:10	49-50	V 1	
ASSIST by CARRIGAN, DANA	03:10			
	02:56			TIMEOUT TEAM
	02:52			MISSED JUMPER by Newman, Ashleigh
REBOUND (DEF) by (TEAM)	02:52			
MISSED JUMPER by SMITH, ALLIE	02:10			
	02:10			REBOUND (DEF) by Dye, Kim
	01:54	49-52	V 3	GOOD! LAYUP by Fuller, Alex
FOUL by SMITH, ALLIE	01:54			
	01:54	49-53	V 4	GOOD! FT SHOT by Fuller, Alex
MISSED JUMPER by MADDOX, KARI	01:42			
	01:42			REBOUND (DEF) by Newman, Ashleigh
	01:23			TURNOVR by Fuller, Alex
	01:17			FOUL by Houston, Samantha
MISSED FT SHOT by MADDOX, KARI	01:17			
	01:17			REBOUND (DEF) by Newman, Ashleigh
FOUL by SMITH, ALLIE	00:55			
	00:52	49-54	V 5	GOOD! FT SHOT by Houston, Samantha
	00:52			MISSED FT SHOT by Houston, Samantha
REBOUND (DEF) by MADDOX, KARI	00:52			
MISSED 3 PTR by CARRIGAN, DANA	00:40			
	00:40			REBOUND (DEF) by Houston, Samantha
FOUL by HUNTER, BRITTANY	00:36			
	00:36	49-55	V 6	GOOD! FT SHOT by Houston, Samantha
	00:36	49-56	V 7	GOOD! FT SHOT by Houston, Samantha
MISSED 3 PTR by MADDOX, KARI	00:21			
	00:21			REBOUND (DEF) by Fuller, Alex
FOUL by MADDOX, KARI	00:20			
	00:20			TIMEOUT TEAM
	00:20	49-57	V 8	GOOD! FT SHOT by Fuller, Alex
	00:20	49-58	V 9	GOOD! FT SHOT by Fuller, Alex
MISSED 3 PTR by WARREN, AMBER	00:14			
REBOUND (OFF) by HUNTER, BRITTANY	00:14			
MISSED 3 PTR by CARRIGAN, DANA	00:11			
	00:11			REBOUND (DEF) by Houston, Samantha
	00:07			TURNOVR by Houston, Samantha
GOOD! 3 PTR by CARRIGAN, DANA	00:05	52-58	V 6	
TIMEOUT TEAM	00:04			
	00:03			TURNOVR by Newman, Ashleigh
MISSED 3 PTR by CARRIGAN, DANA	00:03			
REBOUND (OFF) by HUNTER, BRITTANY	00:03			

Shelbyville Golden Eagles 58, BEECH HIGH SCHOOL 52

4th period-only	InPaint	Pts-T/O	2nd-Chc	FastBrk	BnchPts	Ties	Leads
Shelbyville Golden E	4	0	0	0	3	0	0
BEECH HIGH SCHOOL	6	13	2	2	2	0	0

Shelbyville Golden Eagles vs BEECH HIGH SCHOOL (03/15/03 - Period 4 00:00)

POINTS OFF TURNOVERS	1	2	3	4	-	Tot
Shelbyville Golden Eagle	2	2	7	0	-	11
BEECH HIGH SCHOOL.....	4	4	5	13	-	26

POINTS IN PAINT	1	2	3	4	-	Tot
Shelbyville Golden Eagle	4	10	10	4	-	28
BEECH HIGH SCHOOL.....	6	6	6	6	-	24

2ND CHANCE POINTS	1	2	3	4	-	Tot
Shelbyville Golden Eagle	2	6	5	0	-	13
BEECH HIGH SCHOOL.....	2	0	0	2	-	4

FAST BREAK POINTS	1	2	3	4	-	Tot
Shelbyville Golden Eagle	0	0	0	0	-	0
BEECH HIGH SCHOOL.....	0	0	0	2	-	2

BENCH POINTS	1	2	3	4	-	Tot
Shelbyville Golden Eagle	0	2	2	3	-	7
BEECH HIGH SCHOOL.....	0	6	0	2	-	8

SCORE TIED BY	1	2	3	4	-	Tot
Shelbyville Golden Eagle	0	3	0	0	-	3
BEECH HIGH SCHOOL.....	1	0	0	0	-	1

LEAD GAINED BY	1	2	3	4	-	Tot
Shelbyville Golden Eagle	0	1	1	0	-	2
BEECH HIGH SCHOOL.....	1	0	1	0	-	2

2001 Class AAA State Girls' Basketball Tournament

March 7 - March 10, 2001 · Middle Tennessee State University - Murfreesboro

Morristown West (30-4) 44

Game 1
Thu. Mar. 8 4:00 PM

Hunters Lane (26-4) 38

Oakland (27-4) 49

Game 2
Thu. Mar. 8 5:30 PM

Dyersburg (26-7) 45

Oak Ridge (23-11) 50

Game 3
Thu. Mar. 8 7:00 PM

Mt. Juliet (31-3) 62

Shelbyville (31-2) 46

Game 4
Thu. Mar. 8 8:30 PM

J. North Side (28-1) 32

Morristown West 49

Game 5
Fri. Mar. 9 7:00 PM

Oakland 54

Mt. Juliet 44

Game 6
Fri. Mar. 9 8:30 PM

Shelbyville 57

Oakland 50

Game 7
Sat. Mar. 10 7:00 PM

Shelbyville 57

Shelbyville

STATE CHAMPION

Official Basketball Box Score -- GAME TOTALS -- FINAL STATISTICS
Jackson North Side vs Shelbyville Golden Eaglettes
03/08/01 8:30 PM at Murphy Athletic Center

VISITORS: Jackson North Side 28-2

##	Player Name		TOT-FG FG-FGA	3-PT FG-FGA	FT-FTA	REBOUNDS OF	DE	TOT	PF	TP	A	TO	BLK	S	MIN
00	Delk, Genevieve.....	*	0-2	0-0	5-6	0	5	5	2	5	1	0	5	0	32
22	Fisher, Tiffany.....	*	5-9	0-2	1-2	0	2	2	1	11	0	3	1	2	32
23	Teague, Angelica....	*	0-4	0-2	0-0	0	0	0	4	0	1	1	0	1	27
24	Holliday, Candice...	*	3-10	1-6	2-3	2	2	4	3	9	0	1	0	0	27
31	Davidson, Leigh Ann.	*	1-4	1-3	4-4	1	4	5	4	7	2	3	0	0	26
12	Long, Marquita.....		0-2	0-0	0-0	0	2	2	0	0	0	1	0	0	16
25	Yandell, Lacey.....		0-0	0-0	0-0	0	0	0	0	0	0	0	0	0	0+
	TEAM.....						2	2							
	Totals.....		9-31	2-13	12-15	3	17	20	14	32	4	9	6	3	160

TOTAL FG% 1st Half:	5-13	38.5%	2nd Half:	4-18	22.2%	Game: 29.0%	DEADB
3-Pt. FG% 1st Half:	2-6	33.3%	2nd Half:	0-7	0.0%	Game: 15.4%	REBS
F Throw % 1st Half:	8-8	100 %	2nd Half:	4-7	57.1%	Game: 80.0%	2

HOME TEAM: Shelbyville Golden Eaglettes 33-2

##	Player Name		TOT-FG FG-FGA	3-PT FG-FGA	FT-FTA	REBOUNDS OF	DE	TOT	PF	TP	A	TO	BLK	S	MIN
14	Alexander, Tynisha..	*	3-5	1-2	2-2	0	1	1	2	9	5	1	0	0	32
22	Johnson, Ashley.....	*	5-11	0-0	2-4	0	4	4	3	12	2	1	0	2	32
23	Ramsey, Abi.....	*	4-12	1-5	2-4	0	2	2	1	11	0	2	0	2	32
33	Bradford, Casey.....	*	2-7	0-0	0-1	4	3	7	2	4	1	0	0	0	27
44	Fuller, Alex.....	*	3-3	0-0	2-4	3	7	10	3	8	2	1	2	0	32
11	Tate, Whitney.....		0-0	0-0	0-0	0	0	0	0	0	0	0	0	0	0+
55	Whitaker, Jessica...		1-1	0-0	0-0	0	1	1	2	2	0	0	1	0	5
	TEAM.....					1	2	3							
	Totals.....		18-39	2-7	8-15	8	20	28	13	46	10	5	3	4	160

TOTAL FG% 1st Half:	10-25	40.0%	2nd Half:	8-14	57.1%	Game: 46.2%	DEADB
3-Pt. FG% 1st Half:	2-6	33.3%	2nd Half:	0-1	0.0%	Game: 28.6%	REBS
F Throw % 1st Half:	1-2	50.0%	2nd Half:	7-13	53.8%	Game: 53.3%	3

Officials:
Technical fouls: Jackson North Side-None. Shelbyville Golden Eaglettes-None.
Attendance:

Score by Periods	1st	2nd	3rd	4th		Total
Jackson North Side.....	12	8	8	4	-	32
Shelbyville Golden Eaglettes..	11	12	12	11	-	46

1st PERIOD Play-by-Play (Page 1)

HOME TEAM: Shelbyville Golden Eaglett	TIME	SCORE	MAR	VISITORS: Jacskon Northside Indians
GOOD! JUMPER by Ramsey, Abi	07:45	2-0	H 2	
	07:24			MISSED 3 PTR by Holliday, Candice
REBOUND (DEF) by Bradford, Casey	07:24			
MISSED 3 PTR by Ramsey, Abi	06:50			
	06:50			REBOUND (DEF) by (TEAM)
	06:33	2-2	T 1	GOOD! JUMPER by Fisher, Tiffany
TURNOVR by Ramsey, Abi	06:14			
	06:12			STEAL by Fisher, Tiffany
	06:08	2-4	V 2	GOOD! JUMPER by Fisher, Tiffany
MISSED JUMPER by Bradford, Casey	05:44			
REBOUND (OFF) by Bradford, Casey	05:44			
MISSED JUMPER by Bradford, Casey	05:41			
	05:41			BLOCK by Delk, Genevieve
	05:39			REBOUND (DEF) by Delk, Genevieve
FOUL by Bradford, Casey	05:38			
	05:28	2-7	V 5	GOOD! 3 PTR by Davidson, Leigh Ann
	05:28			ASSIST by Teague, Angelica
	05:11			FOUL by Davidson, Leigh Ann
MISSED JUMPER by Johnson, Ashley	04:52			
	04:52			REBOUND (DEF) by Holliday, Candice
	04:41			TURNOVR by Holliday, Candice
STEAL by Ramsey, Abi	04:40			
	04:35			FOUL by Teague, Angelica
MISSED JUMPER by Ramsey, Abi	04:33			
REBOUND (OFF) by Bradford, Casey	04:33			
MISSED JUMPER by Bradford, Casey	04:29			
	04:29			REBOUND (DEF) by Davidson, Leigh Ann
	04:15	2-10	V 8	GOOD! 3 PTR by Holliday, Candice
	04:15			ASSIST by Davidson, Leigh Ann
TIMEOUT 30sec	04:10			
GOOD! 3 PTR by Alexander, Tynisha	04:00	5-10	V 5	
ASSIST by Johnson, Ashley	04:00			
	03:46			MISSED 3 PTR by Davidson, Leigh Ann
REBOUND (DEF) by Johnson, Ashley	03:46			
GOOD! LAYUP by Johnson, Ashley	03:29	7-10	V 3	
FOUL by Fuller, Alex	03:15			
	03:15	7-11	V 4	GOOD! FT SHOT by Delk, Genevieve
	03:15	7-12	V 5	GOOD! FT SHOT by Delk, Genevieve
GOOD! JUMPER by Johnson, Ashley	02:59	9-12	V 3	
	02:36			TURNOVR by Davidson, Leigh Ann
MISSED JUMPER by Alexander, Tynisha	02:19			
	02:19			BLOCK by Fisher, Tiffany
REBOUND (OFF) by (TEAM)	02:17			
GOOD! JUMPER by Ramsey, Abi	02:13	11-12	V 1	
ASSIST by Alexander, Tynisha	02:13			
	01:55			TURNOVR by Teague, Angelica
STEAL by Johnson, Ashley	01:55			
MISSED 3 PTR by Ramsey, Abi	01:38			
	01:38			REBOUND (DEF) by Delk, Genevieve
FOUL by Bradford, Casey	01:38			
	01:10			TURNOVR by Davidson, Leigh Ann
TURNOVR by Johnson, Ashley	00:13			
	00:12			STEAL by Fisher, Tiffany
	00:08			MISSED JUMPER by Long, Marquita
BLOCK by Fuller, Alex	00:08			
REBOUND (DEF) by Fuller, Alex	00:07			

1st PERIOD Play-by-Play (Page 2)

HOME TEAM: Shelbyville Golden Eaglett	TIME	SCORE	MAR	VISITORS: Jacskon Northside Indians
MISSED 3 PTR by Alexander, Tynisha	00:01			
	00:01			REBOUND (DEF) by (TEAM)

2nd PERIOD Play-by-Play (Page 1)

HOME TEAM: Shelbyville Golden Eaglett	TIME	SCORE	MAR	VISITORS: Jacskon Northside Indians
	07:57			TURNOVR by Fisher, Tiffany
STEAL by Johnson, Ashley	07:55			
GOOD! JUMPER by Johnson, Ashley	07:39	13-12	H 1	
	07:34			TIMEOUT 30sec
FOUL by Johnson, Ashley	07:10			
FOUL by Whitaker, Jessica	07:00			
	06:59	13-13	T 2	GOOD! FT SHOT by Davidson, Leigh Ann
	06:59	13-14	V 1	GOOD! FT SHOT by Davidson, Leigh Ann
GOOD! LAYUP by Whitaker, Jessica	06:30	15-14	H 1	
ASSIST by Fuller, Alex	06:30			
	06:18			MISSED JUMPER by Delk, Genevieve
BLOCK by Whitaker, Jessica	06:18			
REBOUND (DEF) by Fuller, Alex	06:15			
GOOD! 3 PTR by Ramsey, Abi	06:08	18-14	H 4	
ASSIST by Alexander, Tynisha	06:08			
	05:44			MISSED 3 PTR by Teague, Angelica
REBOUND (DEF) by Johnson, Ashley	05:44			
TURNOVR by Fuller, Alex	05:23			
	05:15			MISSED 3 PTR by Holliday, Candice
REBOUND (DEF) by Whitaker, Jessica	05:15			
MISSED JUMPER by Johnson, Ashley	05:06			
	05:06			REBOUND (DEF) by Holliday, Candice
FOUL by Whitaker, Jessica	04:43			
	04:43	18-15	H 3	GOOD! FT SHOT by Delk, Genevieve
	04:43	18-16	H 2	GOOD! FT SHOT by Delk, Genevieve
MISSED JUMPER by Johnson, Ashley	04:26			
REBOUND (OFF) by Bradford, Casey	04:26			
GOOD! JUMPER by Alexander, Tynisha	04:18	20-16	H 4	
	03:45			TURNOVR by Fisher, Tiffany
MISSED 3 PTR by Ramsey, Abi	03:30			
	03:30			REBOUND (DEF) by Delk, Genevieve
	03:13			TURNOVR by Fisher, Tiffany
STEAL by Ramsey, Abi	03:12			
GOOD! JUMPER by Ramsey, Abi	02:53	22-16	H 6	
	02:26			MISSED JUMPER by Long, Marquita
REBOUND (DEF) by Johnson, Ashley	02:26			
	02:07			FOUL by Delk, Genevieve
MISSED FT SHOT by Johnson, Ashley	02:07			
REBOUND (OFF) by (DEADBALL)	02:07			
GOOD! FT SHOT by Johnson, Ashley	02:07	23-16	H 7	
	01:55	23-18	H 5	GOOD! JUMPER by Fisher, Tiffany
MISSED JUMPER by Johnson, Ashley	01:33			
	01:33			BLOCK by Delk, Genevieve
	01:31			REBOUND (DEF) by Delk, Genevieve
	01:28			MISSED JUMPER by Fisher, Tiffany
REBOUND (DEF) by Ramsey, Abi	01:28			
MISSED JUMPER by Ramsey, Abi	01:01			
	01:01			REBOUND (DEF) by Davidson, Leigh Ann
FOUL by Johnson, Ashley	00:59			
	00:59	23-19	H 4	GOOD! FT SHOT by Davidson, Leigh Ann
	00:59	23-20	H 3	GOOD! FT SHOT by Davidson, Leigh Ann
MISSED JUMPER by Bradford, Casey	00:03			
	00:03			REBOUND (DEF) by Davidson, Leigh Ann

Shelbyville Golden Eaglettes 23, Jacskon Northside Indians 20

Official Basketball Box Score -- GAME TOTALS -- FINAL STATISTICS
Shelbyville Golden Eaglettes vs Mt. Juliet Lady Bears
03/09/01 8:30 PM at Murphy Athletic Center

VISITORS: Shelbyville Golden Eaglettes 34-2

		TOT-FG	3-PT		REBOUNDS									
##	Player Name	FG-FGA	FG-FGA	FT-FTA	OF	DE	TOT	PF	TP	A	TO	BLK	S	MIN
14	Alexander, Tynisha.. *	1-4	0-0	8-8	1	0	1	4	10	0	4	0	0	21
22	Johnson, Ashley..... *	3-6	0-0	0-1	1	0	1	5	6	0	0	0	0	14
23	Ramsey, Abi..... *	10-18	5-9	4-4	0	0	0	4	29	2	0	1	3	31
33	Bradford, Casey..... *	1-2	0-0	0-0	0	2	2	4	2	5	2	0	1	28
44	Fuller, Alex..... *	2-3	0-0	3-5	6	3	9	1	7	0	0	5	3	32
11	Tate, Whitney.....	1-2	0-0	1-2	0	2	2	0	3	0	0	0	2	22
21	Dye, Kim.....	0-1	0-1	0-0	0	0	0	0	0	0	0	0	0	4
34	Newman, Ashleigh....	0-0	0-0	0-0	0	0	0	1	0	0	1	0	0	4
55	Whitaker, Jessica...	0-0	0-0	0-0	0	0	0	0	0	0	0	0	0	4
	TEAM.....					1	1							
	Totals.....	18-36	5-10	16-20	8	8	16	19	57	7	7	6	9	160

TOTAL FG% 1st Half:	9-24	37.5%	2nd Half:	9-12	75.0%	Game: 50.0%	DEADB
3-Pt. FG% 1st Half:	1-5	20.0%	2nd Half:	4-5	80.0%	Game: 50.0%	REBS
F Throw % 1st Half:	2-3	66.7%	2nd Half:	14-17	82.4%	Game: 80.0%	1

HOME TEAM: Mt. Juliet Lady Bears 32-4

		TOT-FG	3-PT		REBOUNDS									
##	Player Name	FG-FGA	FG-FGA	FT-FTA	OF	DE	TOT	PF	TP	A	TO	BLK	S	MIN
14	Upton, Mandy..... *	1-2	1-1	0-0	0	2	2	3	3	1	5	0	1	30
22	Lockridge, Denina... *	2-5	0-0	8-12	0	1	1	5	12	1	1	1	0	27
23	Tunstill, Keisha.... *	0-0	0-0	0-2	3	2	5	2	0	2	2	0	0	29
32	Johnson, Jennifer... *	2-6	2-5	6-6	0	2	2	2	12	3	4	0	1	32
52	McFarlin, Courtney.. *	3-6	0-2	5-6	2	4	6	4	11	0	2	0	0	32
20	Hickman, Jamie.....	2-2	2-2	0-0	0	0	0	1	6	0	1	0	0	5
50	Vantrease, Rebecca..	0-0	0-0	0-0	0	1	1	1	0	0	0	0	0	5
	TEAM.....				2	1	3							
	Totals.....	10-21	5-10	19-26	7	13	20	18	44	7	15	1	2	160

TOTAL FG% 1st Half:	5-9	55.6%	2nd Half:	5-12	41.7%	Game: 47.6%	DEADB
3-Pt. FG% 1st Half:	1-1	100 %	2nd Half:	4-9	44.4%	Game: 50.0%	REBS
F Throw % 1st Half:	17-18	94.4%	2nd Half:	2-8	25.0%	Game: 73.1%	3

Officials:
Technical fouls: Shelbyville Golden Eaglettes-None. Mt. Juliet Lady Bears-None.
Attendance:

Score by Periods	1st	2nd	3rd	4th		Total
Shelbyville Golden Eaglettes..	6	15	16	20	-	57
Mt. Juliet Lady Bears.....	13	15	7	9	-	44

1st PERIOD Play-by-Play (Page 1)

HOME TEAM: Mt. Juliet Lady Bears	TIME	SCORE	MAR	VISITORS: Shelbyville Golden Eaglettes
	07:44			MISSED 3 PTR by Ramsey, Abi
	07:44			REBOUND (OFF) by Alexander, Tynisha
	07:40	0-2	V 2	GOOD! JUMPER by Alexander, Tynisha
GOOD! JUMPER by McFarlin, Courtney	07:18	2-2	T 1	
FOUL by Tunstill, Keisha	06:56			
	06:56	2-3	V 1	GOOD! FT SHOT by Ramsey, Abi
	06:56	2-4	V 2	GOOD! FT SHOT by Ramsey, Abi
TURNOVR by Tunstill, Keisha	06:47			
	06:44			STEAL by Ramsey, Abi
	06:43			MISSED 3 PTR by Ramsey, Abi
REBOUND (DEF) by McFarlin, Courtney	06:43			
	06:34			FOUL by Ramsey, Abi
GOOD! FT SHOT by Lockridge, Denina	06:25	3-4	V 1	
GOOD! FT SHOT by Lockridge, Denina	06:25	4-4	T 2	
	06:22			FOUL by Bradford, Casey
	06:09			MISSED JUMPER by Alexander, Tynisha
REBOUND (DEF) by McFarlin, Courtney	06:09			
	05:51			FOUL by Johnson, Ashley
MISSED FT SHOT by McFarlin, Courtney	05:51			
REBOUND (OFF) by (DEADBALL)	05:51			
GOOD! FT SHOT by McFarlin, Courtney	05:51	5-4	H 1	
	05:35			TURNOVR by Alexander, Tynisha
	05:24			FOUL by Johnson, Ashley
GOOD! FT SHOT by Johnson, Jennifer	05:24	6-4	H 2	
GOOD! FT SHOT by Johnson, Jennifer	05:24	7-4	H 3	
FOUL by Lockridge, Denina	05:17			
	04:37			MISSED JUMPER by Bradford, Casey
REBOUND (DEF) by Upton, Mandy	04:37			
	04:00			FOUL by Alexander, Tynisha
TURNOVR by Tunstill, Keisha	03:50			
	03:48			STEAL by Fuller, Alex
FOUL by Lockridge, Denina	03:37			
	03:19			MISSED JUMPER by Ramsey, Abi
REBOUND (DEF) by Lockridge, Denina	03:19			
	02:45			FOUL by Bradford, Casey
GOOD! FT SHOT by Lockridge, Denina	02:45	8-4	H 4	
GOOD! FT SHOT by Lockridge, Denina	02:45	9-4	H 5	
	02:17	9-6	H 3	GOOD! JUMPER by Ramsey, Abi
TURNOVR by Lockridge, Denina	02:03			
	02:02			STEAL by Tate, Whitney
	01:51			MISSED 3 PTR by Ramsey, Abi
REBOUND (DEF) by Tunstill, Keisha	01:51			
MISSED JUMPER by Lockridge, Denina	01:31			
	01:31			BLOCK by Fuller, Alex
	01:29			REBOUND (DEF) by Fuller, Alex
	01:12			MISSED JUMPER by Alexander, Tynisha
BLOCK by Lockridge, Denina	01:12			
REBOUND (DEF) by Upton, Mandy	01:10			
TURNOVR by Upton, Mandy	01:07			
	00:47			TURNOVR by Alexander, Tynisha
STEAL by Upton, Mandy	00:46			
	00:30			FOUL by Alexander, Tynisha
GOOD! FT SHOT by Johnson, Jennifer	00:30	10-6	H 4	
GOOD! FT SHOT by Johnson, Jennifer	00:30	11-6	H 5	
	00:09			FOUL by Alexander, Tynisha
	00:09			TURNOVR by Alexander, Tynisha

1st PERIOD Play-by-Play (Page 2)

HOME TEAM: Mt. Juliet Lady Bears	TIME	SCORE	MAR	VISITORS: Shelbyville Golden Eaglettes
GOOD! FT SHOT by McFarlin, Courtney	00:08	12-6	H 6	
GOOD! FT SHOT by McFarlin, Courtney	00:08	13-6	H 7	
	00:01			MISSED JUMPER by Tate, Whitney
REBOUND (DEF) by McFarlin, Courtney	00:01			

2nd PERIOD Play-by-Play (Page 1)

HOME TEAM: Mt. Juliet Lady Bears	TIME	SCORE	MAR	VISITORS: Shelbyville Golden Eaglettes
TURNOVR by Johnson, Jennifer	07:47			
	07:45			STEAL by Fuller, Alex
	07:30	13-8	H 5	GOOD! JUMPER by Johnson, Ashley
GOOD! LAYUP by Lockridge, Denina	07:11	15-8	H 7	
ASSIST by Johnson, Jennifer	07:11			
	06:40			MISSED JUMPER by Johnson, Ashley
	06:40			REBOUND (OFF) by Fuller, Alex
	06:37			MISSED JUMPER by Fuller, Alex
	06:37			REBOUND (OFF) by Fuller, Alex
	06:24	15-10	H 5	GOOD! JUMPER by Ramsey, Abi
GOOD! LAYUP by McFarlin, Courtney	06:04	17-10	H 7	
ASSIST by Johnson, Jennifer	06:04			
	05:41			MISSED JUMPER by Johnson, Ashley
	05:41			REBOUND (OFF) by Johnson, Ashley
	05:39			MISSED JUMPER by Johnson, Ashley
	05:39			REBOUND (OFF) by Fuller, Alex
	05:36	17-12	H 5	GOOD! JUMPER by Fuller, Alex
FOUL by McFarlin, Courtney	05:36			
	05:36			MISSED FT SHOT by Fuller, Alex
REBOUND (DEF) by Johnson, Jennifer	05:36			
	05:06			FOUL by Ramsey, Abi
GOOD! FT SHOT by Johnson, Jennifer	05:06	18-12	H 6	
GOOD! FT SHOT by Johnson, Jennifer	05:06	19-12	H 7	
	04:47	19-14	H 5	GOOD! JUMPER by Ramsey, Abi
MISSED JUMPER by Johnson, Jennifer	04:09			
	04:09			BLOCK by Ramsey, Abi
REBOUND (OFF) by (TEAM)	04:07			
	03:59			FOUL by Johnson, Ashley
GOOD! FT SHOT by McFarlin, Courtney	03:59	20-14	H 6	
GOOD! FT SHOT by McFarlin, Courtney	03:59	21-14	H 7	
	03:41	21-16	H 5	GOOD! JUMPER by Ramsey, Abi
GOOD! LAYUP by McFarlin, Courtney	03:08	23-16	H 7	
ASSIST by Lockridge, Denina	03:08			
	02:48			MISSED JUMPER by Ramsey, Abi
REBOUND (DEF) by Tunstill, Keisha	02:48			
GOOD! 3 PTR by Johnson, Jennifer	02:31	26-16	H 10	
ASSIST by Tunstill, Keisha	02:31			
	02:07			MISSED JUMPER by Ramsey, Abi
	02:02			REBOUND (OFF) by Fuller, Alex
	02:00	26-19	H 7	GOOD! 3 PTR by Ramsey, Abi
MISSED JUMPER by Upton, Mandy	01:49			
	01:49			BLOCK by Fuller, Alex
REBOUND (OFF) by Tunstill, Keisha	01:47			
TURNOVR by Upton, Mandy	01:28			
	01:10			MISSED 3 PTR by Dye, Kim
REBOUND (DEF) by (TEAM)	01:10			
MISSED JUMPER by McFarlin, Courtney	00:55			
	00:55			BLOCK by Fuller, Alex
REBOUND (OFF) by (TEAM)	00:55			
FOUL by McFarlin, Courtney	00:42			
TURNOVR by McFarlin, Courtney	00:42			
	00:21			FOUL by Alexander, Tynisha
	00:21			TURNOVR by Alexander, Tynisha
GOOD! FT SHOT by Lockridge, Denina	00:21	27-19	H 8	
GOOD! FT SHOT by Lockridge, Denina	00:21	28-19	H 9	
FOUL by Upton, Mandy	00:04			

2nd PERIOD Play-by-Play (Page 2)

HOME TEAM: Mt. Juliet Lady Bears	TIME	SCORE	MAR	VISITORS: Shelbyville Golden Eaglettes
	00:00	28-21	H 7	GOOD! JUMPER by Tate, Whitney

	00:00			ASSIST by Ramsey, Abi

Mt. Juliet Lady Bears 28, Shelbyville Golden Eaglettes 21

3rd PERIOD Play-by-Play (Page 1)

HOME TEAM: Mt. Juliet Lady Bears	TIME	SCORE	MAR	VISITORS: Shelbyville Golden Eaglettes
TURNOVR by Upton, Mandy	07:34	28-21	H 7	
	07:34			STEAL by Bradford, Casey
	07:21	28-24	H 4	GOOD! 3 PTR by Ramsey, Abi
	07:21			ASSIST by Bradford, Casey
MISSED JUMPER by Lockridge, Denina	06:51			
	06:51			BLOCK by Fuller, Alex
REBOUND (OFF) by McFarlin, Courtney	06:49			
	06:29			FOUL by Bradford, Casey
	06:24			FOUL by Fuller, Alex
GOOD! FT SHOT by Lockridge, Denina	06:24	29-24	H 5	
GOOD! FT SHOT by Lockridge, Denina	06:24	30-24	H 6	
	06:15			TURNOVR by Bradford, Casey
STEAL by Johnson, Jennifer	06:12			
	05:59			FOUL by Ramsey, Abi
GOOD! LAYUP by Lockridge, Denina	05:33	32-24	H 8	
ASSIST by Johnson, Jennifer	05:33			
	05:18	32-26	H 6	GOOD! JUMPER by Ramsey, Abi
	05:18			ASSIST by Bradford, Casey
GOOD! 3 PTR by Johnson, Jennifer	04:57	35-26	H 9	
ASSIST by Upton, Mandy	04:57			
	04:31	35-28	H 7	GOOD! JUMPER by Johnson, Ashley
FOUL by Lockridge, Denina	04:31			
	04:31			MISSED FT SHOT by Johnson, Ashley
REBOUND (DEF) by McFarlin, Courtney	04:31			
TURNOVR by McFarlin, Courtney	04:31			
	04:31			STEAL by Ramsey, Abi
	04:25			FOUL by Bradford, Casey
	04:25			TURNOVR by Bradford, Casey
MISSED 3 PTR by Johnson, Jennifer	03:48			
	03:48			REBOUND (DEF) by Tate, Whitney
	03:31	35-30	H 5	GOOD! JUMPER by Johnson, Ashley
	03:19			FOUL by Ramsey, Abi
MISSED FT SHOT by Lockridge, Denina	03:19			
REBOUND (OFF) by (DEADBALL)	03:19			
MISSED FT SHOT by Lockridge, Denina	03:19			
	03:19			REBOUND (DEF) by Bradford, Casey
	03:09	35-33	H 2	GOOD! 3 PTR by Ramsey, Abi
	03:09			ASSIST by Bradford, Casey
TURNOVR by Johnson, Jennifer	02:49			
	02:48			STEAL by Tate, Whitney
	02:32	35-35	T 1	GOOD! JUMPER by Bradford, Casey
TIMEOUT 30sec	02:25			
	01:24			FOUL by Johnson, Ashley
MISSED FT SHOT by Lockridge, Denina	01:24			
REBOUND (OFF) by (DEADBALL)	01:24			
MISSED FT SHOT by Lockridge, Denina	01:24			
REBOUND (OFF) by Tunstill, Keisha	01:24			
	01:17			FOUL by Johnson, Ashley
MISSED FT SHOT by Tunstill, Keisha	01:24			
	01:24			REBOUND (DEF) by Fuller, Alex
	01:13			FOUL by Newman, Ashleigh
	01:13			TURNOVR by Newman, Ashleigh
MISSED FT SHOT by Tunstill, Keisha	01:10			
	01:10			REBOUND (DEF) by Bradford, Casey
	00:08	35-37	V 2	GOOD! JUMPER by Fuller, Alex
	00:08			ASSIST by Ramsey, Abi

Shelbyville Golden Eaglettes 37, Mt. Juliet Lady Bears 35

4th PERIOD Play-by-Play (Page 1)

HOME TEAM: Mt. Juliet Lady Bears	TIME	SCORE	MAR	VISITORS: Shelbyville Golden Eaglettes

FOUL by Lockridge, Denina	07:35	35-37	V 2	
	07:21			MISSED JUMPER by Ramsey, Abi
	07:21			REBOUND (OFF) by Fuller, Alex
FOUL by McFarlin, Courtney	07:17			
	07:17	35-38	V 3	GOOD! FT SHOT by Fuller, Alex
	07:17	35-39	V 4	GOOD! FT SHOT by Fuller, Alex
TURNOVR by Upton, Mandy	06:57			
	06:56			STEAL by Fuller, Alex
	06:28	35-42	V 7	GOOD! 3 PTR by Ramsey, Abi
	06:28			ASSIST by Bradford, Casey
TIMEOUT TEAM	06:24			
MISSED JUMPER by Lockridge, Denina	05:56			
	05:56			BLOCK by Fuller, Alex
REBOUND (OFF) by Tunstill, Keisha	05:56			
GOOD! 3 PTR by Upton, Mandy	05:38	38-42	V 4	
ASSIST by Tunstill, Keisha	05:38			
	05:08			MISSED 3 PTR by Ramsey, Abi
REBOUND (DEF) by Johnson, Jennifer	05:08			
MISSED 3 PTR by Johnson, Jennifer	04:56			
	04:56			REBOUND (DEF) by (TEAM)
	04:38			MISSED JUMPER by Alexander, Tynisha
	04:38			REBOUND (OFF) by Fuller, Alex
FOUL by Lockridge, Denina	04:37			
	04:25	38-45	V 7	GOOD! 3 PTR by Ramsey, Abi
	04:25			ASSIST by Bradford, Casey
TURNOVR by Johnson, Jennifer	04:17			
FOUL by Upton, Mandy	03:52			
FOUL by McFarlin, Courtney	03:22			
FOUL by Hickman, Jamie	02:46			
	02:46	38-46	V 8	GOOD! FT SHOT by Alexander, Tynisha
	02:46	38-47	V 9	GOOD! FT SHOT by Alexander, Tynisha
TIMEOUT 30sec	02:37			
MISSED 3 PTR by Johnson, Jennifer	02:30			
REBOUND (OFF) by McFarlin, Courtney	02:30			
TURNOVR by Upton, Mandy	02:18			
	02:18			STEAL by Ramsey, Abi
	02:18	38-48	V 10	GOOD! FT SHOT by Ramsey, Abi
	02:18	38-49	V 11	GOOD! FT SHOT by Ramsey, Abi
TURNOVR by Hickman, Jamie	02:09			
FOUL by Upton, Mandy	01:34			
	01:34	38-50	V 12	GOOD! FT SHOT by Alexander, Tynisha
TURNOVR by Johnson, Jennifer	01:30			
FOUL by Johnson, Jennifer	01:21			
	01:21	38-51	V 13	GOOD! FT SHOT by Alexander, Tynisha
	01:21	38-52	V 14	GOOD! FT SHOT by Alexander, Tynisha
GOOD! 3 PTR by Hickman, Jamie	01:19	41-52	V 11	
FOUL by Tunstill, Keisha	01:13			
	01:13	41-53	V 12	GOOD! FT SHOT by Alexander, Tynisha
	01:13	41-54	V 13	GOOD! FT SHOT by Alexander, Tynisha
	01:34	41-55	V 14	GOOD! FT SHOT by Alexander, Tynisha
GOOD! 3 PTR by Hickman, Jamie	00:51	44-55	V 11	
TIMEOUT 30sec	00:49			
FOUL by Johnson, Jennifer	00:43			
	00:43			MISSED FT SHOT by Tate, Whitney
	00:43			REBOUND (OFF) by (DEADBALL)
	00:43	44-56	V 12	GOOD! FT SHOT by Tate, Whitney

HOME TEAM: Mt. Juliet Lady Bears	TIME	SCORE	MAR	VISITORS: Shelbyville Golden Eaglettes
MISSED 3 PTR by McFarlin, Courtney	00:30			
	00:30			REBOUND (DEF) by Fuller, Alex
FOUL by Vantrease, Rebecca	00:28			
	00:28	44-57	V 13	GOOD! FT SHOT by Fuller, Alex
	00:28			MISSED FT SHOT by Fuller, Alex
REBOUND (DEF) by Vantrease, Rebecca	00:28			
MISSED 3 PTR by McFarlin, Courtney	00:24			
	00:24			REBOUND (DEF) by Tate, Whitney

Shelbyville Golden Eaglettes 57, Mt. Juliet Lady Bears 44

Official Basketball Box Score -- GAME TOTALS -- FINAL STATISTICS
Shelbyville Golden Eaglettes vs Oakland Lady Patriots
03/10/01 7:00 PM at Murphy Athletic Center

VISITORS: Shelbyville Golden Eaglettes 33-2

			TOT-FG	3-PT		REBOUNDS									
##	Player Name		FG-FGA	FG-FGA	FT-FTA	OF	DE	TOT	PF	TP	A	TO	BLK	S	MIN
14	Alexander, Tynisha..	*	0-4	0-2	3-4	0	3	3	5	3	3	3	0	1	32
22	Johnson, Ashley.....	*	3-6	0-0	8-9	2	1	3	3	14	3	4	0	1	28
23	Ramsey, Abi.....	*	11-18	5-7	8-8	0	2	2	2	35	0	2	0	1	32
33	Bradford, Casey.....	*	0-3	0-0	2-2	3	3	6	3	2	2	1	1	0	31
44	Fuller, Alex.....	*	0-2	0-0	3-4	3	7	10	2	3	0	0	4	1	32
11	Tate, Whitney.....		0-0	0-0	0-0	0	1	1	0	0	1	0	0	0	4
55	Whitaker, Jessica...		0-0	0-0	0-0	0	0	0	0	0	0	0	0	0	1
	TEAM.....						1	1							
	Totals.....		14-33	5-9	24-27	8	18	26	15	57	9	10	5	4	160

TOTAL FG% 1st Half:	9-17	52.9%	2nd Half:	5-16	31.3%	Game:	42.4%	DEADB	
3-Pt. FG% 1st Half:	4-5	80.0%	2nd Half:	1-4	25.0%	Game:	55.6%	REBS	
F Throw % 1st Half:	6-6	100 %	2nd Half:	18-21	85.7%	Game:	88.9%	2	

HOME TEAM: Oakland Lady Patriots 29-4

			TOT-FG	3-PT		REBOUNDS									
##	Player Name		FG-FGA	FG-FGA	FT-FTA	OF	DE	TOT	PF	TP	A	TO	BLK	S	MIN
11	Clark, Amy.....	*	1-2	0-0	0-0	0	2	2	5	2	2	1	0	1	27
20	Smith, Cora Beth....	*	4-14	0-3	7-9	0	5	5	3	15	2	1	0	0	32
22	Floyd, Ella.....	*	5-11	1-1	1-2	5	1	6	2	12	1	2	0	3	28
23	Miller, Kelleigh....	*	4-6	2-2	0-0	0	1	1	2	10	0	0	0	0	21
31	Kumpf, Sarah.....	*	0-0	0-0	0-0	0	0	0	1	0	0	0	0	1	6
15	Hayes, Taran.....		1-2	1-2	2-2	0	0	0	0	5	0	0	0	0	5
24	Webb, Jenne.....		1-1	0-0	0-0	0	0	0	0	2	0	1	0	0	5
25	Layden, Keonia.....		0-2	0-0	0-0	0	0	0	2	0	0	0	0	0	13
30	Riddle, Megan.....		0-0	0-0	0-0	0	1	1	1	0	0	0	0	0	4
33	Todd, Jessica.....		1-1	0-0	2-6	1	1	2	2	4	0	3	0	1	19
	TEAM.....					1	1	2							
	Totals.....		17-39	4-8	12-19	7	12	19	18	50	5	8	0	6	160

TOTAL FG% 1st Half:	10-18	55.6%	2nd Half:	7-21	33.3%	Game:	43.6%	DEADB	
3-Pt. FG% 1st Half:	1-3	33.3%	2nd Half:	3-5	60.0%	Game:	50.0%	REBS	
F Throw % 1st Half:	3-6	50.0%	2nd Half:	9-13	69.2%	Game:	63.2%	4	

Officials:
Technical fouls: Shelbyville Golden Eaglettes-None. Oakland Lady Patriots-None.
Attendance:

Score by Periods	1st	2nd	3rd	4th		Total
Shelbyville Golden Eaglettes..	14	14	8	21	-	57
Oakland Lady Patriots.....	12	12	12	14	-	50

All Tourney Team: Kayla Greene, Cora Beth Smith, Jennifer Johnson, Ashley Johnson, Alex Fuller, Carrie Jones, Amy Clark, Courtney McFarlin, Kelleigh Miller and Abi Ramsey - MVP.

1st PERIOD Play-by-Play (Page 1)

HOME TEAM: Oakland Lady Patriots	TIME	SCORE	MAR	VISITORS: Shelbyville Golden Eaglettes
FOUL by Clark, Amy	07:45			
	07:45	0-1	V 1	GOOD! FT SHOT by Ramsey, Abi
	07:45	0-2	V 2	GOOD! FT SHOT by Ramsey, Abi
GOOD! JUMPER by Smith, Cora Beth	07:34	2-2	T 1	
	07:20			FOUL by Alexander, Tynisha
	07:20			TURNOVR by Alexander, Tynisha
	07:13			FOUL by Ramsey, Abi
GOOD! JUMPER by Miller, Kelleigh	06:53	4-2	H 2	
ASSIST by Floyd, Ella	06:53			
	06:07			TURNOVR by Ramsey, Abi
STEAL by Floyd, Ella	06:06			
GOOD! LAYUP by Floyd, Ella	06:02	6-2	H 4	
	05:46	6-4	H 2	GOOD! JUMPER by Ramsey, Abi
	05:46			ASSIST by Bradford, Casey
GOOD! JUMPER by Smith, Cora Beth	05:31	8-4	H 4	
	05:16			TURNOVR by Johnson, Ashley
STEAL by Kumpf, Sarah	05:14			
MISSED JUMPER by Clark, Amy	04:32			
	04:32			BLOCK by Fuller, Alex
REBOUND (OFF) by (TEAM)	04:32			
TURNOVR by Todd, Jessica	04:22			
	04:04			MISSED JUMPER by Ramsey, Abi
REBOUND (DEF) by Smith, Cora Beth	04:04			
GOOD! 3 PTR by Miller, Kelleigh	03:54	11-4	H 7	
ASSIST by Clark, Amy	03:54			
	03:37			MISSED JUMPER by Alexander, Tynisha
	03:37			REBOUND (OFF) by Bradford, Casey
FOUL by Miller, Kelleigh	03:30			
	03:30	11-5	H 6	GOOD! FT SHOT by Johnson, Ashley
	03:30	11-6	H 5	GOOD! FT SHOT by Johnson, Ashley
	02:51	11-9	H 2	GOOD! 3 PTR by Ramsey, Abi
	02:51			ASSIST by Alexander, Tynisha
MISSED JUMPER by Floyd, Ella	02:13			
	02:13			REBOUND (DEF) by Fuller, Alex
	01:55			MISSED JUMPER by Ramsey, Abi
REBOUND (DEF) by Smith, Cora Beth	01:55			
MISSED JUMPER by Layden, Keonia	01:48			
	01:48			BLOCK by Bradford, Casey
	01:45			REBOUND (DEF) by Johnson, Ashley
	01:43			TIMEOUT 30sec
	01:32			FOUL by Johnson, Ashley
	01:32			TURNOVR by Johnson, Ashley
TURNOVR by Floyd, Ella	01:12			
	01:10			STEAL by Alexander, Tynisha
FOUL by Layden, Keonia	00:43			
	00:43	11-10	H 1	GOOD! FT SHOT by Johnson, Ashley
	00:43	11-11	T 2	GOOD! FT SHOT by Johnson, Ashley
	00:32			FOUL by Johnson, Ashley
GOOD! FT SHOT by Todd, Jessica	00:32	12-11	H 1	
MISSED FT SHOT by Todd, Jessica	00:32			
	00:32			REBOUND (DEF) by Bradford, Casey
	00:09	12-14	V 2	GOOD! 3 PTR by Ramsey, Abi
	00:09			ASSIST by Johnson, Ashley
MISSED 3 PTR by Hayes, Taran	00:02			
	00:02			REBOUND (DEF) by Ramsey, Abi

Shelbyville Golden Eaglettes 14, Oakland Lady Patriots 12

2nd PERIOD Play-by-Play (Page 1)

HOME TEAM: Oakland Lady Patriots	TIME	SCORE	MAR	VISITORS: Shelbyville Golden Eaglettes
TURNOVR by Webb, Jenne	07:58			

	07:20	12-16	V 4	GOOD! JUMPER by Ramsey, Abi
GOOD! LAYUP by Webb, Jenne	06:54	14-16	V 2	
	06:17	14-18	V 4	GOOD! JUMPER by Johnson, Ashley
	05:21			FOUL by Bradford, Casey
MISSED FT SHOT by Todd, Jessica	05:21			
REBOUND (OFF) by (DEADBALL)	05:21			
MISSED FT SHOT by Todd, Jessica	05:21			
	05:21			REBOUND (DEF) by Fuller, Alex
	05:03			TURNOVR by Johnson, Ashley
STEAL by Floyd, Ella	05:02			
GOOD! LAYUP by Floyd, Ella	04:59	16-18	V 2	
	04:44			TURNOVR by Bradford, Casey
STEAL by Todd, Jessica	04:43			
GOOD! LAYUP by Todd, Jessica	04:40	18-18	T 3	
FOUL by Riddle, Megan	04:30			
	03:58			MISSED 3 PTR by Alexander, Tynisha
	03:58			REBOUND (OFF) by Fuller, Alex
	03:52			MISSED JUMPER by Bradford, Casey
REBOUND (DEF) by Todd, Jessica	03:52			
	03:51			FOUL by Fuller, Alex
TURNOVR by Floyd, Ella	03:38			
	03:28	18-21	V 3	GOOD! 3 PTR by Ramsey, Abi
	03:28			ASSIST by Tate, Whitney
GOOD! JUMPER by Smith, Cora Beth	03:10	20-21	V 1	
	02:53	20-23	V 3	GOOD! JUMPER by Ramsey, Abi
TURNOVR by Todd, Jessica	02:37			
	02:24	20-26	V 6	GOOD! 3 PTR by Ramsey, Abi
	02:24			ASSIST by Alexander, Tynisha
MISSED JUMPER by Smith, Cora Beth	02:08			
	02:08			REBOUND (DEF) by (TEAM)
	01:50			MISSED JUMPER by Ramsey, Abi
REBOUND (DEF) by Riddle, Megan	01:50			
	01:37			FOUL by Alexander, Tynisha
GOOD! FT SHOT by Smith, Cora Beth	01:37	21-26	V 5	
GOOD! FT SHOT by Smith, Cora Beth	01:37	22-26	V 4	
	01:18			MISSED JUMPER by Alexander, Tynisha
	01:18			REBOUND (OFF) by Bradford, Casey
	01:14			MISSED JUMPER by Bradford, Casey
REBOUND (DEF) by Smith, Cora Beth	01:14			
MISSED JUMPER by Smith, Cora Beth	01:04			
REBOUND (OFF) by Floyd, Ella	01:04			
MISSED JUMPER by Floyd, Ella	01:01			
	01:01			REBOUND (DEF) by Tate, Whitney
	00:26			TURNOVR by Alexander, Tynisha
STEAL by Clark, Amy	00:25			
GOOD! JUMPER by Clark, Amy	00:22	24-26	V 2	
	00:03	24-28	V 4	GOOD! JUMPER by Ramsey, Abi
	00:03			ASSIST by Bradford, Casey
MISSED 3 PTR by Smith, Cora Beth	00:01			
	00:01			REBOUND (DEF) by Fuller, Alex

Shelbyville Golden Eaglettes 28, Oakland Lady Patriots 24

3rd PERIOD Play-by-Play (Page 1)

HOME TEAM: Oakland Lady Patriots	TIME	SCORE	MAR	VISITORS: Shelbyville Golden Eaglettes
	07:47	24-28	V 4	MISSED JUMPER by Johnson, Ashley
REBOUND (DEF) by (TEAM)	07:47			
MISSED JUMPER by Floyd, Ella	07:08			
	07:08			REBOUND (DEF) by Ramsey, Abi
	06:21	24-30	V 6	GOOD! JUMPER by Ramsey, Abi
	06:21			ASSIST by Johnson, Ashley
	06:01			FOUL by Fuller, Alex
GOOD! FT SHOT by Smith, Cora Beth	06:01	25-30	V 5	
GOOD! FT SHOT by Smith, Cora Beth	06:01	26-30	V 4	
	05:49			MISSED JUMPER by Fuller, Alex
REBOUND (DEF) by Clark, Amy	05:49			
MISSED JUMPER by Miller, Kelleigh	05:38			
	05:38			REBOUND (DEF) by Alexander, Tynisha

	05:20	26-33	V 7	GOOD! 3 PTR by Ramsey, Abi
	05:20			ASSIST by Johnson, Ashley
GOOD! JUMPER by Miller, Kelleigh	04:58	28-33	V 5	
FOUL by Kumpf, Sarah	04:44			
FOUL by Floyd, Ella	04:19			
	04:01	28-35	V 7	GOOD! JUMPER by Ramsey, Abi
TURNOVR by Clark, Amy	03:39			
	03:38			STEAL by Johnson, Ashley
	03:32			TURNOVR by Johnson, Ashley
TIMEOUT TEAM	03:32			
	03:20			FOUL by Johnson, Ashley
MISSED JUMPER by Miller, Kelleigh	03:15			
REBOUND (OFF) by Floyd, Ella	03:15			
	03:13			FOUL by Bradford, Casey
MISSED FT SHOT by Floyd, Ella	03:13			
REBOUND (OFF) by (DEADBALL)	03:13			
GOOD! FT SHOT by Floyd, Ella	03:13	29-35	V 6	
	02:49			MISSED 3 PTR by Ramsey, Abi
	02:49			REBOUND (OFF) by Johnson, Ashley
	02:45			MISSED JUMPER by Bradford, Casey
	02:45			REBOUND (OFF) by Bradford, Casey
	02:41			MISSED JUMPER by Fuller, Alex
REBOUND (DEF) by Smith, Cora Beth	02:41			
	02:33			FOUL by Alexander, Tynisha
GOOD! FT SHOT by Smith, Cora Beth	02:33	30-35	V 5	
GOOD! FT SHOT by Smith, Cora Beth	02:33	31-35	V 4	
	02:18			MISSED JUMPER by Johnson, Ashley
REBOUND (DEF) by Floyd, Ella	02:18			
MISSED JUMPER by Layden, Keonia	02:02			
	02:02			BLOCK by Fuller, Alex
	02:00			REBOUND (DEF) by Bradford, Casey
	01:46			MISSED JUMPER by Ramsey, Abi
REBOUND (DEF) by Smith, Cora Beth	01:46			
GOOD! JUMPER by Smith, Cora Beth	01:39	33-35	V 2	
FOUL by Layden, Keonia	01:12			
	01:12			MISSED FT SHOT by Johnson, Ashley
	01:12			REBOUND (OFF) by (DEADBALL)
	01:12	33-36	V 3	GOOD! FT SHOT by Johnson, Ashley
GOOD! 3 PTR by Miller, Kelleigh	00:56	36-36	T 1	
ASSIST by Smith, Cora Beth	00:56			
	00:05			TURNOVR by Alexander, Tynisha
FOUL by Smith, Cora Beth	00:04			
MISSED 3 PTR by Smith, Cora Beth	00:00			

3rd PERIOD Play-by-Play (Page 2)

HOME TEAM: Oakland Lady Patriots	TIME	SCORE	MAR	VISITORS: Shelbyville Golden Eaglettes
	00:00			REBOUND (DEF) by Alexander, Tynisha

Oakland Lady Patriots 36, Shelbyville Golden Eaglettes 36

4th PERIOD Play-by-Play (Page 1)

HOME TEAM: Oakland Lady Patriots	TIME	SCORE	MAR	VISITORS: Shelbyville Golden Eaglettes
MISSED JUMPER by Smith, Cora Beth	07:55	36-36	T 1	
	07:55			REBOUND (DEF) by Fuller, Alex
	06:46			MISSED 3 PTR by Ramsey, Abi
REBOUND (DEF) by Clark, Amy	06:46			
MISSED JUMPER by Floyd, Ella	06:17			
	06:17			BLOCK by Fuller, Alex
	06:14			REBOUND (DEF) by Fuller, Alex
	05:54			MISSED JUMPER by Ramsey, Abi
	05:54			REBOUND (OFF) by Johnson, Ashley
	05:48	36-38	V 2	GOOD! JUMPER by Johnson, Ashley
FOUL by Floyd, Ella	05:46			
	05:46	36-39	V 3	GOOD! FT SHOT by Johnson, Ashley
TURNOVR by Todd, Jessica	05:34			
	05:30			STEAL by Fuller, Alex
	05:17	36-41	V 5	GOOD! JUMPER by Johnson, Ashley

	05:17			ASSIST by Alexander, Tynisha
TIMEOUT TEAM	05:07			
MISSED JUMPER by Floyd, Ella	05:01			
REBOUND (OFF) by Floyd, Ella	05:01			
	04:55			FOUL by Alexander, Tynisha
TURNOVR by Smith, Cora Beth	04:49			
	04:47			STEAL by Ramsey, Abi
	04:08			TURNOVR by Ramsey, Abi
STEAL by Floyd, Ella	04:07			
GOOD! JUMPER by Floyd, Ella	04:04	38-41	V 3	
	03:41			MISSED 3 PTR by Alexander, Tynisha
	03:41			REBOUND (OFF) by Fuller, Alex
FOUL by Miller, Kelleigh	03:38			
	03:38			MISSED FT SHOT by Fuller, Alex
	03:38			REBOUND (OFF) by (DEADBALL)
	03:38	38-42	V 4	GOOD! FT SHOT by Fuller, Alex
	03:19			FOUL by Bradford, Casey
MISSED FT SHOT by Todd, Jessica	03:19			
REBOUND (OFF) by (DEADBALL)	03:19			
GOOD! FT SHOT by Todd, Jessica	03:19	39-42	V 3	
FOUL by Smith, Cora Beth	03:13			
	03:13	39-43	V 4	GOOD! FT SHOT by Alexander, Tynisha
	03:13	39-44	V 5	GOOD! FT SHOT by Alexander, Tynisha
	03:13			TIMEOUT 30sec
MISSED JUMPER by Smith, Cora Beth	03:01			
	03:01			REBOUND (DEF) by Alexander, Tynisha
FOUL by Clark, Amy	02:30			
	02:30	39-45	V 6	GOOD! FT SHOT by Johnson, Ashley
	02:30	39-46	V 7	GOOD! FT SHOT by Johnson, Ashley
GOOD! 3 PTR by Floyd, Ella	02:18	42-46	V 4	
ASSIST by Clark, Amy	02:18			
FOUL by Smith, Cora Beth	01:48			
	01:48	42-47	V 5	GOOD! FT SHOT by Alexander, Tynisha
	01:48			MISSED FT SHOT by Alexander, Tynisha
REBOUND (DEF) by Miller, Kelleigh	01:48			
MISSED JUMPER by Smith, Cora Beth	01:42			
	01:42			BLOCK by Fuller, Alex
	01:40			REBOUND (DEF) by Fuller, Alex
	01:18			MISSED JUMPER by Johnson, Ashley
	01:18			REBOUND (OFF) by Fuller, Alex
	01:05			TIMEOUT TEAM

HOME TEAM: Oakland Lady Patriots	TIME	SCORE	MAR	VISITORS: Shelbyville Golden Eaglettes
FOUL by Clark, Amy	01:02			
	01:02	42-48	V 6	GOOD! FT SHOT by Ramsey, Abi
	01:02	42-49	V 7	GOOD! FT SHOT by Ramsey, Abi
MISSED JUMPER by Smith, Cora Beth	00:50			
	00:50			REBOUND (DEF) by Bradford, Casey
FOUL by Todd, Jessica	00:40			
	00:40	42-50	V 8	GOOD! FT SHOT by Bradford, Casey
	00:40	42-51	V 9	GOOD! FT SHOT by Bradford, Casey
GOOD! 3 PTR by Hayes, Taran	00:35	45-51	V 6	
ASSIST by Smith, Cora Beth	00:35			
FOUL by Clark, Amy	00:34			
	00:34	45-52	V 7	GOOD! FT SHOT by Ramsey, Abi
	00:34	45-53	V 8	GOOD! FT SHOT by Ramsey, Abi
TIMEOUT 30sec	00:32			
MISSED JUMPER by Smith, Cora Beth	00:27			
REBOUND (OFF) by Floyd, Ella	00:27			
MISSED JUMPER by Floyd, Ella	00:18			
REBOUND (OFF) by Todd, Jessica	00:18			
	00:18			FOUL by Alexander, Tynisha
GOOD! FT SHOT by Hayes, Taran	00:18	46-53	V 7	
GOOD! FT SHOT by Hayes, Taran	00:18	47-53	V 6	
FOUL by Clark, Amy	00:16			
	00:16	47-54	V 7	GOOD! FT SHOT by Ramsey, Abi

	00:16	47-55	V 8	GOOD! FT SHOT by Ramsey, Abi
MISSED 3 PTR by Smith, Cora Beth	00:09			
	00:09			REBOUND (DEF) by Fuller, Alex
FOUL by Todd, Jessica	00:07			
	00:07	47-56	V 9	GOOD! FT SHOT by Fuller, Alex
	00:07	47-57	V 10	GOOD! FT SHOT by Fuller, Alex
	00:01			FOUL by Ramsey, Abi
MISSED FT SHOT by Smith, Cora Beth	00:01			
REBOUND (OFF) by (DEADBALL)	00:01			
GOOD! FT SHOT by Smith, Cora Beth	00:01	48-57	V 9	
MISSED FT SHOT by Smith, Cora Beth	00:01			
REBOUND (OFF) by Floyd, Ella	00:01			
GOOD! JUMPER by Floyd, Ella	00:01	50-57	V 7	

Shelbyville Golden Eaglettes 57, Oakland Lady Patriots 50

2000 Class AAA State Girls' Basketball Tournament

March 7 - March 11, 2000 · Middle Tennessee State University - Murfreesboro

J. North Side (27-2) 52

Game 1
Wed. Mar. 8 2:30 PM

Heritage (31-5) 43

Shelbyville (30-5) 79

Game 2
Wed. Mar. 8 5:30 PM

Nashville Overton (32-2) 52

Sullivan East (34-2) 52

Game 3
Wed. Mar. 8 7:00 PM

Bradley Central (19-17) 62

Mt. Juliet (30-1) 48

Game 4
Wed. Mar. 8 8:30 PM

Hamilton (34-1) 49

J. North Side 42

Game 5
Fri. Mar. 10 7:00 PM

Shelbyville 54

Bradley Central 40

Game 6
Fri. Mar. 10 8:30 PM

Hamilton 53

Shelbyville 65

Game 7
Sat. Mar. 11 7:00 PM

Hamilton 43

Shelbyville

STATE CHAMPION

Official Basketball Box Score -- GAME TOTALS -- FINAL STATISTICS
John Overton HS Lady Bobcats vs Shelbyville Eaglettes
03/08/00 5:30 PM at Murfreesboro, TN

VISITORS: John Overton HS Lady Bobcats 32-3

##	Player Name		TOT-FG FG-FGA	3-PT FG-FGA	FT-FTA	REBOUNDS OF	DE	TOT	PF	TP	A	TO	BLK	S	MIN
12	Miller, Brandy.....	*	1-2	0-0	0-0	1	0	1	1	2	1	1	0	0	14
20	Davis, Hollie.....	*	7-16	2-10	3-4	2	3	5	4	19	5	3	0	0	32
22	Harrison, Topaz.....	*	0-2	0-0	1-2	2	1	3	1	1	1	0	0	0	24
30	League, Monica.....	*	2-10	1-6	2-2	0	1	1	2	7	3	5	0	3	32
32	Booker, Shacona.....	*	7-13	2-5	7-9	1	3	4	3	23	0	0	0	1	31
34	Goldthreate, Martina		0-1	0-0	0-0	0	0	0	0	0	0	0	0	1	7
44	Egger, Brooke.....		0-0	0-0	0-0	0	1	1	0	0	0	0	0	0	3
50	Gipson, Shondra.....		0-0	0-0	0-1	1	1	2	4	0	1	4	0	0	18
	TEAM.....					2		2							
	Totals.....		17-44	5-21	13-18	9	10	19	15	52	11	13	0	5	161

TOTAL FG% 1st Half:	4-18	.222	2nd Half:	13-26	.500	Game:	.386	DEADBALL
3-Pt. FG% 1st Half:	0-8	.000	2nd Half:	5-13	.385	Game:	.238	REBOUNDS
F Throw % 1st Half:	7-10	.700	2nd Half:	6-8	.750	Game:	.722	2

HOME TEAM: Shelbyville Eaglettes 31-5

##	Player Name		TOT-FG FG-FGA	3-PT FG-FGA	FT-FTA	REBOUNDS OF	DE	TOT	PF	TP	A	TO	BLK	S	MIN
14	Alexander, Tynisha..	*	3-7	1-2	0-0	0	2	2	2	7	8	2	0	0	32
21	Wilhelm, Jennifer...	*	5-7	0-0	2-2	2	0	2	4	12	3	0	0	4	19
22	Johnson, Ashley.....	*	1-2	0-0	0-0	1	1	2	4	2	0	2	0	1	12
23	Ramsey, Abi.....	*	9-18	5-10	3-4	3	6	9	4	26	2	4	0	3	32
33	Bradford, Casey.....	*	6-7	0-0	0-0	5	6	11	3	12	0	1	0	0	19
24	Gibbs, Kelly.....		3-5	2-3	0-1	0	1	1	0	8	0	2	0	0	13
34	Nelson, Debra.....		1-1	0-0	0-0	1	3	4	1	2	3	1	0	0	20
44	Ester, Angie.....		5-5	0-0	0-0	1	1	2	1	10	4	0	0	0	13
	TEAM.....						1	1							
	Totals.....		33-52	8-15	5-7	13	21	34	19	79	20	12	0	8	160

TOTAL FG% 1st Half:	17-25	.680	2nd Half:	16-27	.593	Game:	.635	DEADBALL
3-Pt. FG% 1st Half:	5-8	.625	2nd Half:	3-7	.429	Game:	.533	REBOUNDS
F Throw % 1st Half:	0-1	.000	2nd Half:	5-6	.833	Game:	.714	0

Officials:
Technical fouls: John Overton HS Lady Bobcats-None. Shelbyville Eaglettes-None.
Attendance:

Score by Periods	1st	2nd	3rd	4th		Total
John Overton HS Lady Bobcats..	7	8	19	18	-	52
Shelbyville Eaglettes.....	18	21	21	19	-	79

Official Basketball Box Score -- 1st PERIOD
John Overton HS Lady Bobcats vs Shelbyville Eaglettes
03/08/00 5:30 PM at Murfreesboro, TN

VISITORS: John Overton HS Lady Bobcats

			TOT-FG	3-PT		REBOUNDS								
##	Player Name		FG-FGA	FG-FGA	FT-FTA	OF	DE	TOT	PF	TP	A	TO	BLK	S	MIN
12	Miller, Brandy.....	*	1-1	0-0	0-0	0	0	0	1	2	1	1	0	0	7
20	Davis, Hollie.....	*	1-6	0-4	3-4	1	2	3	2	5	2	1	0	0	16
22	Harrison, Topaz.....	*	0-1	0-0	0-0	1	1	2	0	0	0	0	0	0	14
30	League, Monica.....	*	0-5	0-3	0-0	0	1	1	0	0	0	3	0	1	16
32	Booker, Shacona.....	*	2-5	0-1	4-6	0	1	1	2	8	0	0	0	1	16
34	Goldthreate, Martina		0-0	0-0	0-0	0	0	0	0	0	0	0	0	0	2
50	Gipson, Shondra.....		0-0	0-0	0-0	0	0	0	2	0	0	3	0	0	9
	TEAM.....					1		1							
	Totals.....		4-18	0-8	7-10	3	5	8	7	15	3	8	0	2	80

TOTAL FG% 1st Half:	4-18	.222	2nd Half:	0-0	.000	Game:	.222	DEADBALL	
3-Pt. FG% 1st Half:	0-8	.000	2nd Half:	0-0	.000	Game:	.000	REBOUNDS	
F Throw % 1st Half:	7-10	.700	2nd Half:	0-0	.000	Game:	.700	2	

HOME TEAM: Shelbyville Eaglettes

			TOT-FG	3-PT		REBOUNDS								
##	Player Name		FG-FGA	FG-FGA	FT-FTA	OF	DE	TOT	PF	TP	A	TO	BLK	S	MIN
14	Alexander, Tynisha..	*	2-4	0-0	0-0	0	1	1	1	4	6	0	0	0	16
21	Wilhelm, Jennifer...	*	2-3	0-0	0-0	2	0	2	2	4	2	0	0	3	9
22	Johnson, Ashley.....	*	0-0	0-0	0-0	1	0	1	2	0	0	1	0	1	2
23	Ramsey, Abi.....	*	5-8	4-7	0-0	0	3	3	2	14	1	2	0	2	16
33	Bradford, Casey.....	*	1-2	0-0	0-0	1	3	4	2	2	0	1	0	0	6
24	Gibbs, Kelly.....		2-3	1-1	0-1	0	1	1	0	5	0	1	0	0	7
34	Nelson, Debra.....		1-1	0-0	0-0	1	2	3	1	2	1	1	0	0	14
44	Ester, Angie.....		4-4	0-0	0-0	0	1	1	1	8	4	0	0	0	10
	TEAM.....						1	1							
	Totals.....		17-25	5-8	0-1	5	12	17	11	39	14	6	0	6	80

TOTAL FG% 1st Half:	17-25	.680	2nd Half:	0-0	.000	Game:	.680	DEADBALL	
3-Pt. FG% 1st Half:	5-8	.625	2nd Half:	0-0	.000	Game:	.625	REBOUNDS	
F Throw % 1st Half:	0-1	.000	2nd Half:	0-0	.000	Game:	.000	0	

Officials:
Technical fouls: John Overton HS Lady Bobcats-None. Shelbyville Eaglettes-None.
Attendance:

Score by Periods	1st	2nd		Total
John Overton HS Lady Bobcats..	7	8	-	15
Shelbyville Eaglettes.....	18	21	-	39

Official Basketball Box Score -- GAME TOTALS -- FINAL STATISTICS
Shelbyville Eaglettes vs Jackson North Lady Indians
03/10/00 7:00 PM at Murfreesboro, TN

VISITORS: Shelbyville Eaglettes 32-5

##	Player Name		TOT-FG FG-FGA	3-PT FG-FGA	FT-FTA	REBOUNDS OF	DE	TOT	PF	TP	A	TO	BLK	S	MIN
14	Alexander, Tynisha..	*	1-4	0-1	2-2	1	0	1	4	4	2	5	0	0	32
21	Wilhelm, Jennifer...	*	5-8	0-1	11-11	0	4	4	2	21	1	2	0	3	32
22	Johnson, Ashley.....	*	2-4	0-0	1-2	3	2	5	0	5	0	2	0	1	24
23	Ramsey, Abi.....	*	8-14	4-9	2-2	2	1	3	2	22	0	0	0	0	32
33	Bradford, Casey.....	*	0-1	0-0	2-2	1	2	3	4	2	2	1	0	0	19
34	Nelson, Debra.....		0-0	0-0	0-0	0	3	3	1	0	0	1	0	0	8
44	Ester, Angie.....		0-0	0-0	0-0	1	2	3	1	0	1	1	0	0	13
	TEAM.....						2	2							
	Totals.....		16-31	4-11	18-19	8	16	24	14	54	6	12	0	4	160

TOTAL FG% 1st Half:	8-19	.421	2nd Half:	8-12	.667	Game:	.516	DEADBALL	
3-Pt. FG% 1st Half:	3-8	.375	2nd Half:	1-3	.333	Game:	.364	REBOUNDS	
F Throw % 1st Half:	5-6	.833	2nd Half:	13-13	1.000	Game:	.947	0	

HOME TEAM: Jackson North Lady Indians 28-3

##	Player Name		TOT-FG FG-FGA	3-PT FG-FGA	FT-FTA	REBOUNDS OF	DE	TOT	PF	TP	A	TO	BLK	S	MIN
00	Delk, Genevieve.....	*	3-6	0-0	1-2	1	1	2	3	7	1	2	2	0	32
22	Fisher, Tiffany.....	*	4-6	0-2	4-5	0	2	2	1	12	3	1	1	2	31
23	Smith, Christina....	*	6-11	0-0	0-0	0	1	1	1	12	0	3	0	1	31
24	Holliday, Candace...	*	3-9	1-5	0-0	2	2	4	5	7	3	4	0	0	21
31	Davidson, Leigh Ann.	*	2-4	0-0	0-0	1	0	1	5	4	2	0	0	0	19
12	Long, Marquita.....		0-0	0-0	0-0	0	1	1	0	0	0	0	0	1	5
15	Todd, Jennifer.....		0-1	0-1	0-0	0	0	0	0	0	0	1	0	1	21
	TEAM.....					1	1	2							
	Totals.....		18-37	1-8	5-7	5	8	13	15	42	9	11	3	5	160

TOTAL FG% 1st Half:	7-17	.412	2nd Half:	11-20	.550	Game:	.486	DEADBALL	
3-Pt. FG% 1st Half:	0-3	.000	2nd Half:	1-5	.200	Game:	.125	REBOUNDS	
F Throw % 1st Half:	5-7	.714	2nd Half:	0-0	.000	Game:	.714	0	

Officials:
Technical fouls: Shelbyville Eaglettes-None. Jackson North Lady Indians-None.
Attendance:

Score by Periods	1st	2nd	3rd	4th		Total
Shelbyville Eaglettes.....	15	9	16	14	-	54
Jackson North Lady Indians....	8	11	6	17	-	42

Official Basketball Box Score -- 1st PERIOD
Shelbyville Eaglettes vs Jackson North Lady Indians
03/10/00 7:00 PM at Murfreesboro, TN

VISITORS: Shelbyville Eaglettes

##	Player Name		TOT-FG FG-FGA	3-PT FG-FGA	FT-FTA	REBOUNDS OF	DE	TOT	PF	TP	A	TO	BLK	S	MIN
14	Alexander, Tynisha..	*	0-2	0-0	0-0	1	0	1	2	0	1	2	0	0	16
21	Wilhelm, Jennifer...	*	3-5	0-1	4-4	0	2	2	2	10	1	2	0	1	16
22	Johnson, Ashley.....	*	0-1	0-0	1-2	2	2	4	0	1	0	2	0	1	8
23	Ramsey, Abi.....	*	5-10	3-7	0-0	1	1	2	1	13	0	0	0	0	16
33	Bradford, Casey.....	*	0-1	0-0	0-0	1	0	1	2	0	1	0	0	0	9
34	Nelson, Debra.....		0-0	0-0	0-0	0	3	3	1	0	0	1	0	0	8
44	Ester, Angie.....		0-0	0-0	0-0	1	0	1	0	0	1	0	0	0	7
	TEAM.....						1	1							
	Totals.....		8-19	3-8	5-6	6	9	15	8	24	4	7	0	2	80

TOTAL FG% 1st Half:	8-19	.421	2nd Half:	0-0	.000	Game:	.421
3-Pt. FG% 1st Half:	3-8	.375	2nd Half:	0-0	.000	Game:	.375
F Throw % 1st Half:	5-6	.833	2nd Half:	0-0	.000	Game:	.833

DEADBALL REBOUNDS: 0

HOME TEAM: Jackson North Lady Indians

##	Player Name		TOT-FG FG-FGA	3-PT FG-FGA	FT-FTA	REBOUNDS OF	DE	TOT	PF	TP	A	TO	BLK	S	MIN
00	Delk, Genevieve.....	*	1-3	0-0	1-2	1	1	2	0	3	1	2	1	0	16
22	Fisher, Tiffany.....	*	2-2	0-0	4-5	0	1	1	0	8	2	1	1	1	15
23	Smith, Christina....	*	3-6	0-0	0-0	0	1	1	0	6	0	1	0	1	16
24	Holliday, Candace...	*	1-4	0-2	0-0	1	2	3	2	2	1	2	0	0	15
31	Davidson, Leigh Ann.	*	0-1	0-0	0-0	1	0	1	2	0	1	0	0	0	4
12	Long, Marquita.....		0-0	0-0	0-0	0	0	0	0	0	0	0	0	0	1
15	Todd, Jennifer.....		0-1	0-1	0-0	0	0	0	0	0	0	1	0	0	13
	TEAM.....						1	1							
	Totals.....		7-17	0-3	5-7	3	6	9	4	19	5	7	2	2	80

TOTAL FG% 1st Half:	7-17	.412	2nd Half:	0-0	.000	Game:	.412
3-Pt. FG% 1st Half:	0-3	.000	2nd Half:	0-0	.000	Game:	.000
F Throw % 1st Half:	5-7	.714	2nd Half:	0-0	.000	Game:	.714

DEADBALL REBOUNDS: 0

Officials:
Technical fouls: Shelbyville Eaglettes-None. Jackson North Lady Indians-None.
Attendance:

Score by Periods	1st	2nd		Total
Shelbyville Eaglettes.....	15	9	-	24
Jackson North Lady Indians....	8	11	-	19

Official Basketball Box Score -- GAME TOTALS -- FINAL STATISTICS
Hamilton High Wildcats vs Shelbyville Eaglettes
03/11/00 7:00 PM at Murfreesboro, TN

VISITORS: Hamilton High Wildcats 36-1

##	Player Name		TOT-FG FG-FGA	3-PT FG-FGA	FT-FTA	REBOUNDS OF	DE	TOT	PF	TP	A	TO	BLK	S	MIN
05	Moore, Jessica.....	*	1-3	0-0	1-2	1	0	1	5	3	2	2	0	1	29
22	Shields, Ashley.....	*	8-14	0-0	2-4	3	3	6	5	18	1	2	0	1	31
31	Hodges, Alshaa'.....	*	3-11	1-3	2-4	1	3	4	4	9	1	4	0	0	32
32	Prude, Tarra.....	*	0-2	0-0	0-0	2	1	3	5	0	0	0	0	0	30
33	Montgomery, Catriece	*	4-11	0-0	5-6	6	6	12	4	13	0	4	2	2	32
03	Davis, Valerie.....		0-0	0-0	0-0	0	0	0	0	0	0	0	0	0	1
14	Johnson, Alexis.....		0-0	0-0	0-0	0	0	0	0	0	0	0	0	0	2
15	Bridgeforth, Leslie.		0-1	0-0	0-0	0	0	0	0	0	0	0	0	0	3
	TEAM.....						2	2							
	Totals.....		16-42	1-3	10-16	13	15	28	23	43	4	12	2	4	160

TOTAL FG% 1st Half:	10-23	.435	2nd Half:	6-19	.316	Game: .381
3-Pt. FG% 1st Half:	1-3	.333	2nd Half:	0-0	.000	Game: .333
F Throw % 1st Half:	5-7	.714	2nd Half:	5-9	.556	Game: .625

DEADBALL REBOUNDS: 1

HOME TEAM: Shelbyville Eaglettes 32-5

##	Player Name		TOT-FG FG-FGA	3-PT FG-FGA	FT-FTA	REBOUNDS OF	DE	TOT	PF	TP	A	TO	BLK	S	MIN
14	Alexander, Tynisha..	*	4-7	0-0	11-13	0	5	5	2	19	4	2	0	2	32
21	Wilhelm, Jennifer...	*	1-8	0-0	8-9	0	0	0	4	10	1	0	0	2	27
22	Johnson, Ashley.....	*	0-0	0-0	3-4	1	3	4	1	3	1	0	0	0	20
23	Ramsey, Abi.....	*	10-16	5-7	0-0	2	1	3	4	25	0	2	0	1	31
33	Bradford, Casey.....	*	2-3	0-0	0-0	1	4	5	3	4	1	0	0	0	27
24	Gibbs, Kelly.....		0-1	0-0	2-2	0	1	1	1	2	0	0	0	0	6
34	Nelson, Debra.....		0-0	0-0	2-3	0	1	1	2	2	1	0	0	0	13
44	Ester, Angie.....		0-0	0-0	0-0	0	1	1	1	0	0	1	0	0	3
	TEAM.....					1	2	3							
	Totals.....		17-35	5-7	26-31	5	18	23	18	65	8	5	0	5	159

TOTAL FG% 1st Half:	10-19	.526	2nd Half:	7-16	.438	Game: .486
3-Pt. FG% 1st Half:	3-3	1.000	2nd Half:	2-4	.500	Game: .714
F Throw % 1st Half:	17-20	.850	2nd Half:	9-11	.818	Game: .839

DEADBALL REBOUNDS: 3

Officials:
Technical fouls: Hamilton High Wildcats-None. Shelbyville Eaglettes-None.
Attendance:

Score by Periods	1st	2nd	3rd	4th		Total
Hamilton High Wildcats.....	10	16	9	8	-	43
Shelbyville Eaglettes.....	21	19	10	15	-	65

MVP-Abi Ramsey; Dennina Lockridge, Shacona Booker, Tiffany Fisher, Brittany Jackson, Christina Smith, Ashley Shields, Tynisha Alexander, Catriece Montgomery, Jennifer Wilhelm

Official Basketball Box Score -- 1st PERIOD
Hamilton High Wildcats vs Shelbyville Eaglettes
03/11/00 7:00 PM at Murfreesboro, TN

VISITORS: Hamilton High Wildcats

##	Player Name		TOT-FG FG-FGA	3-PT FG-FGA	FT-FTA	REBOUNDS OF	DE	TOT	PF	TP	A	TO	BLK	S	MIN
05	Moore, Jessica.....	*	1-3	0-0	0-0	0	0	0	2	2	2	1	0	0	16
22	Shields, Ashley.....	*	4-5	0-0	2-2	3	3	6	1	10	1	1	0	1	16
31	Hodges, Alshaa'.....	*	3-9	1-3	2-4	1	1	2	3	9	0	4	0	0	16
32	Prude, Tarra.....	*	0-0	0-0	0-0	0	1	1	2	0	0	0	0	0	16
33	Montgomery, Catriece	*	2-6	0-0	1-1	2	3	5	2	5	0	2	0	0	16
	TEAM.....														
	Totals.....		10-23	1-3	5-7	6	8	14	10	26	3	8	0	1	80

TOTAL FG% 1st Half:	10-23	.435	2nd Half:	0-0	.000	Game:	.435	DEADBALL
3-Pt. FG% 1st Half:	1-3	.333	2nd Half:	0-0	.000	Game:	.333	REBOUNDS
F Throw % 1st Half:	5-7	.714	2nd Half:	0-0	.000	Game:	.714	1

HOME TEAM: Shelbyville Eaglettes

##	Player Name		TOT-FG FG-FGA	3-PT FG-FGA	FT-FTA	REBOUNDS OF	DE	TOT	PF	TP	A	TO	BLK	S	MIN
14	Alexander, Tynisha..	*	3-5	0-0	7-8	0	3	3	2	13	2	0	0	2	16
21	Wilhelm, Jennifer...	*	0-2	0-0	7-8	0	0	0	2	7	0	0	0	1	13
22	Johnson, Ashley.....	*	0-0	0-0	3-4	1	1	2	0	3	1	0	0	0	12
23	Ramsey, Abi.....	*	6-9	3-3	0-0	1	1	2	1	15	0	1	0	1	16
33	Bradford, Casey.....	*	1-2	0-0	0-0	0	2	2	1	2	1	0	0	0	16
24	Gibbs, Kelly.....		0-1	0-0	0-0	0	0	0	0	0	0	0	0	0	3
34	Nelson, Debra.....		0-0	0-0	0-0	0	0	0	1	0	0	0	0	0	4
	TEAM.....						1	1							
	Totals.....		10-19	3-3	17-20	2	8	10	7	40	4	1	0	4	80

TOTAL FG% 1st Half:	10-19	.526	2nd Half:	0-0	.000	Game:	.526	DEADBALL
3-Pt. FG% 1st Half:	3-3	1.000	2nd Half:	0-0	.000	Game:	1.000	REBOUNDS
F Throw % 1st Half:	17-20	.850	2nd Half:	0-0	.000	Game:	.850	2

Officials:
Technical fouls: Hamilton High Wildcats-None. Shelbyville Eaglettes-None.
Attendance:

Score by Periods	1st	2nd		Total
Hamilton High Wildcats.....	10	16	-	26
Shelbyville Eaglettes.....	21	19	-	40

1997 Class AAA State Girls' Basketball Tournament

March 5 - March 8, 1997 · Middle Tennessee State University - Murfreesboro

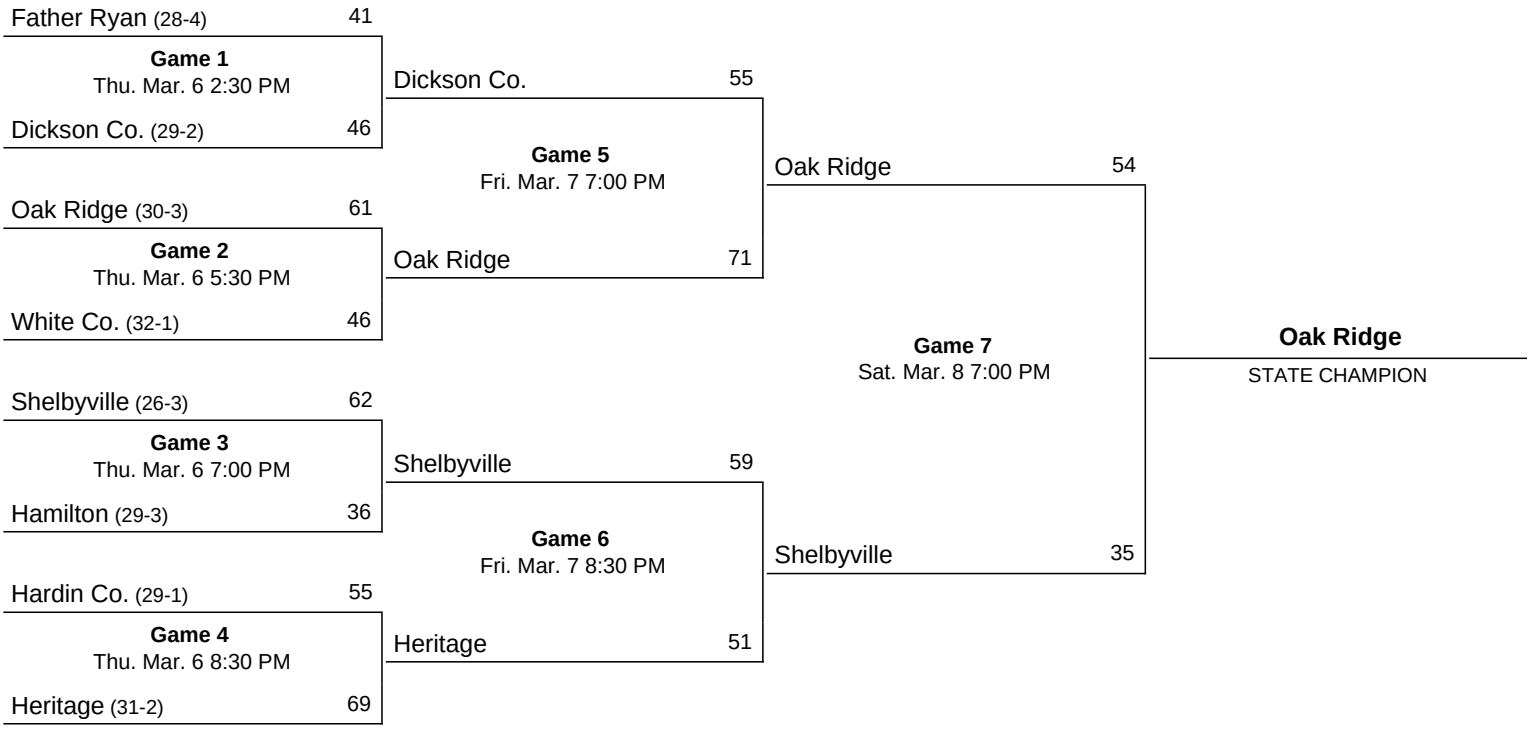

OFFICIAL NCAA BASKETBALL BOX SCORE

Site: Murfreesboro, Tenn.
Date: March 6, 1997

Hamilton High School (30-4)

MHHS (VISITORS)			Total FG	Total AT	3-Pts FG	3-Pts AT	FT	FT AT	Rebounds OF	Rebounds DF	Rebounds To	PF	TP	A	TO	BK	ST	MN
25	Hillman, Brandi	f	3	7	0	0	0	0	3	2	5	5	6	0	2	1	0	26
31	Hodges, Alsha	f	1	7	1	5	1	2	1	7	8	0	4	1	5	0	1	21
33	Myers, Randye	c	3	3	0	0	0	0	1	3	4	1	6	1	1	0	0	21
10	Nolan, Jamie	g	3	7	0	0	4	6	1	1	2	2	10	1	6	0	2	28
14	Bailey, Shasta	g	4	11	0	0	0	0	4	3	7	4	8	0	7	0	1	32
3	Parker, Clara		0	2	0	0	0	0	0	1	1	5	0	0	1	0	0	12
32	Garrison, Kenya		0	3	0	0	0	0	4	3	7	0	0	0	0	0	0	9
12	Page, Temekia		0	5	0	0	0	1	3	0	3	1	0	0	2	0	2	7
15	Bridgeforth, Leslie		1	1	0	0	0	0	0	0	0	0	2	0	0	0	0	2
44	Taylor, Lucenda		0	0	0	0	0	0	0	0	0	1	0	0	0	0	0	2
05	Stewart, Laura		--	--	--	--	--	--	--	--	--	--	--	--	--	--	--	DNP
24	Daniels, Tinisha		--	--	--	--	--	--	--	--	--	--	--	--	--	--	--	DNP
30	Woods, Theresa		--	--	--	--	--	--	--	--	--	--	--	--	--	--	--	DNP
45	Johnson, Tara		--	--	--	--	--	--	--	--	--	--	--	--	--	--	--	DNP
	Team Totals								1	2	3				0			
	TOTALS		15	46	1	5	5	9	18	22	40	19	36	3	24	1	6	160

Deadball Rebounds: 1, 0: 1

Tot FG %:	1st Half:	7-21	.333	2nd Half:	8-25	.320	Game: .326
3-Pt FG %:	1st Half:	1- 5	.200	2nd Half:	0- 0	.000	Game: .200
FT % :	1st Half:	2- 3	.667	2nd Half:	3- 6	.500	Game: .556

Shelbyville Central High School (27-3)

SCHS (HOME)			Total FG	Total AT	3-Pts FG	3-Pts AT	FT	FT AT	Rebounds OF	Rebounds DF	Rebounds To	PF	TP	A	TO	BK	ST	MN
22	Vannatta, Melissa	f	0	2	0	0	4	4	2	2	4	1	4	1	2	0	3	29
34	Nelson, Debra	f	0	0	0	0	0	0	0	2	2	5	0	0	1	0	0	10
44	Davenport, Chrissy	c	6	8	0	0	6	10	6	5	11	2	18	0	3	0	0	31
11	Canon, Amanda	g	7	22	1	2	3	4	3	5	8	2	18	3	2	0	6	32-
14	Clark, Allison	g	8	21	3	8	1	2	2	1	3	1	20	2	2	0	1	30
55	Gipson, Chandra		0	1	0	0	0	0	3	0	3	1	0	1	1	0	2	22
20	West, Jennifer		0	0	0	0	0	0	0	0	0	0	0	0	0	0	0	1
12	Gibbs, Kelly		0	1	0	1	0	0	1	0	1	2	0	0	0	0	0	3
35	Ester, Angie		1	2	0	0	0	0	1	0	1	0	2	0	0	0	0	2
21	Wilhelm, Jennifer		0	0	0	0	0	0	0	0	0	0	0	0	0	0	0	0+
24	Gilmore, Anne		0	0	0	0	0	0	0	1	1	0	0	0	0	0	0	0+
04	Fleming, Slayden		--	--	--	--	--	--	--	--	--	--	--	--	--	--	--	DNP
25	Shemwell, Susan		--	--	--	--	--	--	--	--	--	--	--	--	--	--	--	DNP
	Team Totals								0	0	0				0			
	TOTALS		22	57	4	11	14	20	18	16	34	14	62	7	11	0	12	160

Deadball Rebounds: 1, 0: 1

Tot FG %:	1st Half:	10-29	.345	2nd Half:	12-28	.429	Game: .386
3-Pt FG %:	1st Half:	1- 5	.200	2nd Half:	3- 6	.500	Game: .364
FT % :	1st Half:	7-11	.636	2nd Half:	7- 9	.778	Game: .700

	1st	2nd	OT	OT	Tot
MHHS	17	19			36
SCHS	28	34			62

Score by Quarters

MHHS	7	10	11	8
SCHS	11	17	20	24

OFFICIALS: Karen Crook, Frank Hammons, Ron Woods
Technical Fouls: none
Attendance: TBA
Comments: 1997 TSSAA Class AAA Quarterfinals

OFFICIAL NCAA BASKETBALL BOX SCORE - FIRST HALF

Hamilton High School

Date: March 6, 1997

	MHHS (VISITORS)		Total FG	Total AT	3-Pts FG	3-Pts AT	FT	FT AT	Rebounds OF	Rebounds DF	Rebounds To	PF	TP	A	TO	BK	ST	MN
25	Hillman, Brandi	f	1	3	0	0	0	0	3	0	3	4	2	0	1	1	0	14
31	Hodges, Alsha	f	1	5	1	5	1	2	0	6	6	0	4	0	5	0	1	16
33	Myers, Randye	c	1	1	0	0	0	0	1	2	3	0	2	0	1	0	0	15
10	Nolan, Jamie	g	2	5	0	0	1	1	0	0	0	1	5	0	3	0	1	12
14	Bailey, Shasta	g	2	6	0	0	0	0	2	1	3	2	4	0	5	0	0	16
3	Parker, Clara		0	0	0	0	0	0	0	0	0	1	0	0	1	0	0	4
32	Garrison, Kenya		0	1	0	0	0	0	1	1	2	0	0	0	0	0	0	3
5	Stewart, Laura		0	0	0	0	0	0	0	0	0	0	0	0	0	0	0	--
12	Page, Temekia		0	0	0	0	0	0	0	0	0	0	0	0	0	0	0	--
15	Bridgeforth, Leslie		0	0	0	0	0	0	0	0	0	0	0	0	0	0	0	--
24	Daniels, Tinisha		0	0	0	0	0	0	0	0	0	0	0	0	0	0	0	--
30	Woods, Theresa		0	0	0	0	0	0	0	0	0	0	0	0	0	0	0	--
44	Taylor, Lucenda		0	0	0	0	0	0	0	0	0	0	0	0	0	0	0	--
45	Johnson, Tara		0	0	0	0	0	0	0	0	0	0	0	0	0	0	0	--
	Team Totals								0	2	2				0			
	TOTALS		7	21	1	5	2	3	7	12	19	8	17	0	16	1	2	80

Deadball Rebounds: 0, 0: 0

Tot FG %: 1st Half: 7-21 .333
3-Pt FG %: 1st Half: 1- 5 .200
FT % : 1st Half: 2- 3 .667

Shelbyville Central High School

	SCHS (HOME)		Total FG	Total AT	3-Pts FG	3-Pts AT	FT	FT AT	Rebounds OF	Rebounds DF	Rebounds To	PF	TP	A	TO	BK	ST	MN
22	Vannatta, Melissa	f	0	1	0	0	2	2	1	1	2	1	2	0	1	0	2	14
34	Nelson, Debra	f	0	0	0	0	0	0	0	1	1	3	0	0	1	0	0	6
44	Davenport, Chrissy	c	4	5	0	0	4	7	5	2	7	1	12	0	1	0	0	16
11	Canon, Amanda	g	2	11	0	1	0	0	1	3	4	1	4	2	1	0	5	16
14	Clark, Allison	g	4	12	1	4	1	2	2	1	3	0	10	0	2	0	1	16
55	Gipson, Chandra		0	0	0	0	0	0	1	0	1	0	0	1	1	0	2	10
20	West, Jennifer		0	0	0	0	0	0	0	0	0	0	0	0	0	0	0	1
12	Gibbs, Kelly		0	0	0	0	0	0	0	0	0	0	0	0	0	0	0	1
4	Fleming, Slayden		0	0	0	0	0	0	0	0	0	0	0	0	0	0	0	--
21	Wilhelm, Jennifer		0	0	0	0	0	0	0	0	0	0	0	0	0	0	0	--
24	Gilmore, Anne		0	0	0	0	0	0	0	0	0	0	0	0	0	0	0	--
25	Shemwell, Susan		0	0	0	0	0	0	0	0	0	0	0	0	0	0	0	--
35	Ester, Angie		0	0	0	0	0	0	0	0	0	0	0	0	0	0	0	--
	Team Totals								0	0	0				0			
	TOTALS		10	29	1	5	7	11	10	8	18	6	28	3	7	0	10	80

Deadball Rebounds: 1, 0: 1

Tot FG %: 1st Half: 10-29 .345
3-Pt FG %: 1st Half: 1- 5 .200
FT % : 1st Half: 7-11 .636

MHHS | 7 | 10
SCHS | 11 | 17

	1st	2nd	OT	OT	Tot
MHHS	17				17
SCHS	28				28

OFFICIALS:
Technical Fouls:
Attendance:
Comments: CourtSide(tm) software by CompuSTATS / San Diego, CA (619)296-7834

OFFICIAL NCAA BASKETBALL BOX SCORE
Heritage High School (32-3)

Site: Murfreesboro, Tenn.
Date: March 7, 1997

	HHS (VISITORS)		Total FG	Total AT	3-Pts FG	3-Pts AT	FT	FT AT	Rebounds OF	Rebounds DF	Rebounds To	PF	TP	A	TO	BK	ST	MN
24	Gourley, Jessica	f	0	3	0	2	1	2	0	0	0	2	1	2	2	0	1	33
54	Sexton, KellieBeth	f	4	9	2	5	2	2	2	3	5	4	12	0	2	0	0	34
55	Howard, Stephanie	c	3	6	1	3	2	2	0	1	1	4	9	0	1	1	1	22
12	Kirkland, Katie	g	4	6	0	0	0	0	0	3	3	4	8	4	2	0	0	26
13	Plemons, Andrea	g	3	7	2	3	0	0	2	2	4	2	8	5	7	0	0	25
22	Davis, Nicole		2	2	1	1	0	0	3	3	6	2	5	1	0	1	0	17
31	Kelly, April		3	6	0	0	0	0	1	0	1	1	6	0	1	0	0	19
30	Carpenter, Misti		1	1	0	0	0	0	1	0	1	1	2	0	0	0	0	3
34	Williams, Emilee		0	0	0	0	0	0	1	0	1	0	0	0	0	0	0	1
52	Loveday, Keeli		0	1	0	0	0	0	0	1	1	1	0	0	0	0	0	2
20	Protopapa, Toni		--	--	--	--	--	--	--	--	--	--	--	--	--	--	--	DNP
44	Webb, Kerri		--	--	--	--	--	--	--	--	--	--	--	--	--	--	--	DNP
50	Pullin, Lisa		--	--	--	--	--	--	--	--	--	--	--	--	--	--	--	DNP
	Team Totals								2	1	3				0			
	TOTALS		20	41	6	14	5	6	12	14	26	21	51	12	15	2	2	160

Deadball Rebounds: 1, 0: 1

Tot FG %:	1st Half:	9-21	.429	2nd Half:	11-20	.550	Game:	.488
3-Pt FG %:	1st Half:	1- 4	.250	2nd Half:	5-10	.500	Game:	.429
FT % :	1st Half:	2- 2	1.000	2nd Half:	3- 4	.750	Game:	.833

Shelbyville Central High School (28-3)

	SCHS (HOME)		Total FG	Total AT	3-Pts FG	3-Pts AT	FT	FT AT	Rebounds OF	Rebounds DF	Rebounds To	PF	TP	A	TO	BK	ST	MN
22	Vannatta, Melissa	f	0	1	0	0	2	2	1	0	1	1	2	0	3	0	1	28
34	Nelson, Debra	f	1	1	0	0	1	2	3	3	6	3	3	1	0	0	3	28
44	Davenport, Chrissy	c	7	12	0	0	3	3	6	1	7	2	17	3	2	0	3	32
11	Canon, Amanda	g	2	11	0	1	5	9	1	2	3	2	9	7	2	0	1	32-
14	Clark, Allison	g	7	14	6	8	8	10	0	2	2	3	28	0	0	0	1	32
20	West, Jennifer		0	0	0	0	0	0	0	0	0	1	0	0	0	0	0	4
55	Gipson, Chandra		0	0	0	0	0	0	0	0	0	0	0	0	0	0	0	4
12	Gibbs, Kelly		0	0	0	0	0	0	0	0	0	0	0	0	0	0	0	0+
04	Fleming, Slayden		--	--	--	--	--	--	--	--	--	--	--	--	--	--	--	DNP
21	Wilhelm, Jennifer		--	--	--	--	--	--	--	--	--	--	--	--	--	--	--	DNP
24	Gilmore, Anne		--	--	--	--	--	--	--	--	--	--	--	--	--	--	--	DNP
25	Shemwell, Susan		--	--	--	--	--	--	--	--	--	--	--	--	--	--	--	DNP
35	Ester, Angie		--	--	--	--	--	--	--	--	--	--	--	--	--	--	--	DNP
	Team Totals								0	1	1				0			
	TOTALS		17	39	6	9	19	26	11	9	20	12	59	11	7	0	9	160

Deadball Rebounds: 4, 0: 4

Tot FG %:	1st Half:	8-25	.320	2nd Half:	9-14	.643	Game:	.436
3-Pt FG %:	1st Half:	4- 6	.667	2nd Half:	2- 3	.667	Game:	.667
FT % :	1st Half:	4- 5	.800	2nd Half:	15-21	.714	Game:	.731

	1st	2nd	OT	OT	Tot
HHS	21	30			51
SCHS	24	35			59

OFFICIALS: Howard Henson, Rosalind Gooden, Marvin Leach
Technical Fouls: none
Attendance: TBA
Comments: 1997 TSSAA Class AAA Semifinals

HHS	8	13	14	16
SCHS	10	14	18	17

OFFICIAL NCAA BASKETBALL BOX SCORE - FIRST HALF

Heritage High School

Date: March 7, 1997

	HHS (VISITORS)		Total FG	Total AT	3-Pts FG	3-Pts AT	FT	FT AT	Rebounds OF	Rebounds DF	Rebounds To	PF	TP	A	TO	BK	ST	MN
24	Gourley, Jessica	f	0	3	0	2	0	0	0	0	0	0	0	2	1	0	0	13
54	Sexton, KellieBeth	f	2	3	1	2	2	2	2	1	3	2	7	0	1	0	0	11
55	Howard, Stephanie	c	2	2	0	0	0	0	0	0	0	2	4	0	1	0	1	8
12	Kirkland, Katie	g	2	3	0	0	0	0	0	3	3	0	4	1	1	0	0	13
13	Plemons, Andrea	g	0	3	0	0	0	0	1	2	3	0	0	1	3	0	0	13
22	Davis, Nicole		0	0	0	0	0	0	2	2	4	0	0	0	0	0	0	9
31	Kelly, April		2	5	0	0	0	0	1	0	1	0	4	0	1	0	0	8
30	Carpenter, Misti		1	1	0	0	0	0	1	0	1	1	2	0	0	0	0	3
34	Williams, Emilee		0	0	0	0	0	0	1	0	1	0	0	0	0	0	0	--
52	Loveday, Keeli		0	1	0	0	0	0	0	1	1	1	0	0	0	0	0	2
20	Protopapa, Toni		0	0	0	0	0	0	0	0	0	0	0	0	0	0	0	--
44	Webb, Kerri		0	0	0	0	0	0	0	0	0	0	0	0	0	0	0	--
50	Pullin, Lisa		0	0	0	0	0	0	0	0	0	0	0	0	0	0	0	--
	Team Totals								1	0	1				0			
	TOTALS		9	21	1	4	2	2	9	9	18	6	21	4	8	0	1	80

Deadball Rebounds: 0, 0: 0

Tot FG %: 1st Half: 9-21 .429
3-Pt FG %: 1st Half: 1- 4 .250
FT % : 1st Half: 2- 2 1.000

Shelbyville Central High School

	SCHS (HOME)		Total FG	Total AT	3-Pts FG	3-Pts AT	FT	FT AT	Rebounds OF	Rebounds DF	Rebounds To	PF	TP	A	TO	BK	ST	MN
22	Vannatta, Melissa	f	0	1	0	0	0	0	0	0	0	0	0	0	2	0	0	12
34	Nelson, Debra	f	0	0	0	0	0	0	1	2	3	2	0	0	0	0	2	12
44	Davenport, Chrissy	c	3	8	0	0	1	1	6	0	6	0	7	1	0	0	1	16
11	Canon, Amanda	g	1	6	0	1	2	2	1	1	2	2	4	3	1	0	0	16
14	Clark, Allison	g	4	10	4	5	1	2	0	0	0	2	13	0	0	0	1	16
20	West, Jennifer		0	0	0	0	0	0	0	0	0	1	0	0	0	0	0	4
55	Gipson, Chandra		0	0	0	0	0	0	0	0	0	0	0	0	0	0	0	4
12	Gibbs, Kelly		0	0	0	0	0	0	0	0	0	0	0	0	0	0	0	--
4	Fleming, Slayden		0	0	0	0	0	0	0	0	0	0	0	0	0	0	0	--
21	Wilhelm, Jennifer		0	0	0	0	0	0	0	0	0	0	0	0	0	0	0	--
24	Gilmore, Anne		0	0	0	0	0	0	0	0	0	0	0	0	0	0	0	--
25	Shemwell, Susan		0	0	0	0	0	0	0	0	0	0	0	0	0	0	0	--
35	Ester, Angie		0	0	0	0	0	0	0	0	0	0	0	0	0	0	0	--
	Team Totals								0	0	0				0			
	TOTALS		8	25	4	6	4	5	8	3	11	7	24	3	3	0	4	80

Deadball Rebounds: 1, 0: 1

Tot FG %: 1st Half: 8-25 .320
3-Pt FG %: 1st Half: 4- 6 .667
FT % : 1st Half: 4- 5 .800

HHS	8	13	
SCHS	10	14	

	1st	2nd	OT	OT	Tot
HHS	21				21
SCHS	24				24

OFFICIALS: Howard Henson, Rosalind Gooden, Marvin Leach
Technical Fouls:
Attendance: TBA
Comments: 1997 TSSAA Class AAA Semifinals

OFFICIAL NCAA BASKETBALL BOX SCORE
Shelbyville Central High School (28-3)

Site: Murfreessboro, Tenn.
Date: March 8, 1997

	SCHS (VISITORS)		Total FG	Total AT	3-Pts FG	3-Pts AT	FT	FT AT	Rebounds OF	Rebounds DF	Rebounds To	PF	TP	A	TO	BK	ST	MN
11	Canon, Amanda	f	4	15	2	4	0	0	1	2	3	5	10	0	5	0	4	30
14	Clark, Allison	f	0	7	0	2	0	0	0	0	0	2	0	2	2	0	1	32-
34	Nelson, Debra	c	0	0	0	0	0	0	2	0	2	1	0	1	1	0	0	17
22	Vannatta, Melissa	g	4	8	2	5	1	2	2	1	3	2	11	1	1	0	0	27
44	Davenport, Chrissy	g	4	9	1	3	3	4	5	9	14	4	12	0	3	0	0	32-
55	Gipson, Chandra		1	2	0	0	0	0	0	2	2	2	2	0	0	0	0	7
35	Ester, Angie		0	2	0	0	0	0	0	1	1	0	0	0	0	0	0	6
12	Gibbs, Kelly		0	2	0	1	0	0	1	1	2	2	0	0	0	0	0	3
20	West, Jennifer		0	2	0	0	0	0	3	0	3	1	0	0	0	0	0	5
21	Wilhelm, Jennifer		0	0	0	0	0	0	0	0	0	1	0	0	0	0	0	1
4	Fleming, Slayden		0	0	0	0	0	0	0	0	0	0	0	0	0	0	0	0+
24	Gilmore, Anne		0	0	0	0	0	0	0	1	1	0	0	0	0	0	0	0+
25	Shemwell, Susan		--	--	--	--	--	--	--	--	--	--	--	--	--	--	--	DNP
	Team Totals								0	1	1				0			
	TOTALS		13	47	5	15	4	6	14	18	32	20	35	4	12	0	5	160

Deadball Rebounds: 1, 0: 1

Tot FG %:	1st Half:	6-18	.333	2nd Half: 7-29	.241	Game: .277
3-Pt FG %:	1st Half:	3- 6	.500	2nd Half: 2- 9	.222	Game: .333
FT % :	1st Half:	2- 4	.500	2nd Half: 2- 2	1.000	Game: .667

Oak Ridge High School (33-3)

	ORHS (HOME)		Total FG	Total AT	3-Pts FG	3-Pts AT	FT	FT AT	Rebounds OF	Rebounds DF	Rebounds To	PF	TP	A	TO	BK	ST	MN
22	Sharp, Leah	f	7	8	1	1	6	9	1	7	8	2	21	1	2	0	0	32-
44	Bird, Leah	f	2	3	0	0	0	0	0	2	2	2	4	0	0	0	1	21
52	McGinnis, Erin	c	2	7	1	3	3	3	0	5	5	2	8	2	3	0	2	32-
12	Long, Brandi	g	0	1	0	1	0	0	0	0	0	1	0	1	0	0	1	8
20	Mitchell, Kysha	g	4	9	2	3	0	2	4	1	5	2	10	1	0	0	2	31
24	Barnard, Danielle		4	5	0	0	1	2	0	3	3	0	9	1	4	0	1	24
40	Wilson, Jennifer		1	6	0	0	0	0	1	2	3	0	2	1	0	0	1	7
42	Smith, Maunea		0	1	0	0	0	0	1	1	2	0	0	0	1	0	0	5
14	Lee, Becky		0	1	0	1	0	0	0	0	0	0	0	0	0	0	0	0+
50	Campbell, Whitley		0	0	0	0	0	0	0	0	0	0	0	0	0	0	0	0+
	Team Totals								0	0	0				0			
	TOTALS		20	41	4	9	10	16	7	21	28	9	54	7	10	0	8	160

Deadball Rebounds: 2, 0: 2

Tot FG %:	1st Half:	11-23	.478	2nd Half: 9-18	.500	Game: .488
3-Pt FG %:	1st Half:	2- 4	.500	2nd Half: 2- 5	.400	Game: .444
FT % :	1st Half:	0- 0	.000	2nd Half: 10-16	.625	Game: .625

	1st	2nd	OT	OT	Tot
SCHS	17	18			35
ORHS	24	30			54

SCHS	12	5	6	12
ORHS	14	10	15	15

OFFICIALS: Pete Norville, Frank Hammonds, Mickey Kendrick
Technical Fouls: none
Attendance: TBA
Comments: 1997 TSSAA Class AAA State Championship

OFFICIAL NCAA BASKETBALL BOX SCORE - FIRST HALF

Shelbyville Central High School

Date: March 8, 1997

	SCHS (VISITORS)		Total FG	Total AT	3-Pts FG	3-Pts AT	FT	AT	Rebounds OF	Rebounds DF	Rebounds To	PF	TP	A	TO	BK	ST	MN
11	Canon, Amanda	f	3	8	2	2	0	0	1	1	2	2	8	0	1	0	1	16
14	Clark, Allison	f	0	3	0	1	0	0	0	0	0	1	0	1	2	0	0	16
34	Nelson, Debra	c	0	0	0	0	0	0	1	0	1	0	0	0	1	0	0	12
22	Vannatta, Melissa	g	1	3	1	3	1	2	2	1	3	2	4	1	0	0	0	16
44	Davenport, Chrissy	g	2	3	0	0	1	2	3	5	8	1	5	0	2	0	0	16
55	Gipson, Chandra		0	1	0	0	0	0	0	1	1	0	0	0	0	0	0	4
4	Fleming, Slayden		0	0	0	0	0	0	0	0	0	0	0	0	0	0	0	--
12	Gibbs, Kelly		0	0	0	0	0	0	0	0	0	0	0	0	0	0	0	--
20	West, Jennifer		0	0	0	0	0	0	0	0	0	0	0	0	0	0	0	--
21	Wilhelm, Jennifer		0	0	0	0	0	0	0	0	0	0	0	0	0	0	0	--
24	Gilmore, Anne		0	0	0	0	0	0	0	0	0	0	0	0	0	0	0	--
25	Shemwell, Susan		0	0	0	0	0	0	0	0	0	0	0	0	0	0	0	--
35	Ester, Angie		0	0	0	0	0	0	0	0	0	0	0	0	0	0	0	--
	Team Totals								0	0	0				0			
	TOTALS		6	18	3	6	2	4	7	8	15	6	17	2	6	0	1	80

Deadball Rebounds: 1, 0: 1

Tot FG %: 1st Half: 6-18 .333
3-Pt FG %: 1st Half: 3- 6 .500
FT % : 1st Half: 2- 4 .500

Oak Ridge High School

	ORHS (HOME)		Total FG	Total AT	3-Pts FG	3-Pts AT	FT	AT	Rebounds OF	Rebounds DF	Rebounds To	PF	TP	A	TO	BK	ST	MN
22	Sharp, Leah	f	5	5	1	1	0	0	1	0	1	2	11	0	0	0	0	16
44	Bird, Leah	f	1	2	0	0	0	0	0	0	0	2	2	0	0	0	0	9
52	McGinnis, Erin	c	0	1	0	0	0	0	0	2	2	1	0	1	0	0	1	16
12	Long, Brandi	g	0	1	0	1	0	0	0	0	0	1	0	1	0	0	1	6
20	Mitchell, Kysha	g	2	6	1	2	0	0	2	0	2	2	5	1	0	0	1	16
24	Barnard, Danielle		2	3	0	0	0	0	0	1	1	0	4	1	1	0	1	10
40	Wilson, Jennifer		1	4	0	0	0	0	1	2	3	0	2	1	0	0	1	3
42	Smith, Maunea		0	1	0	0	0	0	0	1	1	0	0	0	1	0	0	4
14	Lee, Becky		0	0	0	0	0	0	0	0	0	0	0	0	0	0	0	--
50	Campbell, Whitley		0	0	0	0	0	0	0	0	0	0	0	0	0	0	0	--
	Team Totals								0	0	0				0			
	TOTALS		11	23	2	4	0	0	4	6	10	8	24	5	2	0	5	80

Deadball Rebounds: 0, 0: 0

Tot FG %: 1st Half: 11-23 .478
3-Pt FG %: 1st Half: 2- 4 .500
FT % : 1st Half: 0- 0 .000

SCHS	12	5			
ORHS	19	10			

	1st	2nd	OT	OT	Tot
SCHS	17				17
ORHS	24				24

OFFICIALS: Pete Norville, Frank Hammonds, Mickey Kendrick
Technical Fouls:
Attendance: TBA
Comments: 1997 TSSAA Class AAA State Championship

1995 Class AAA State Girls' Basketball Tournament

March 8 - March 11, 1995 · Middle Tennessee State University - Murfreesboro

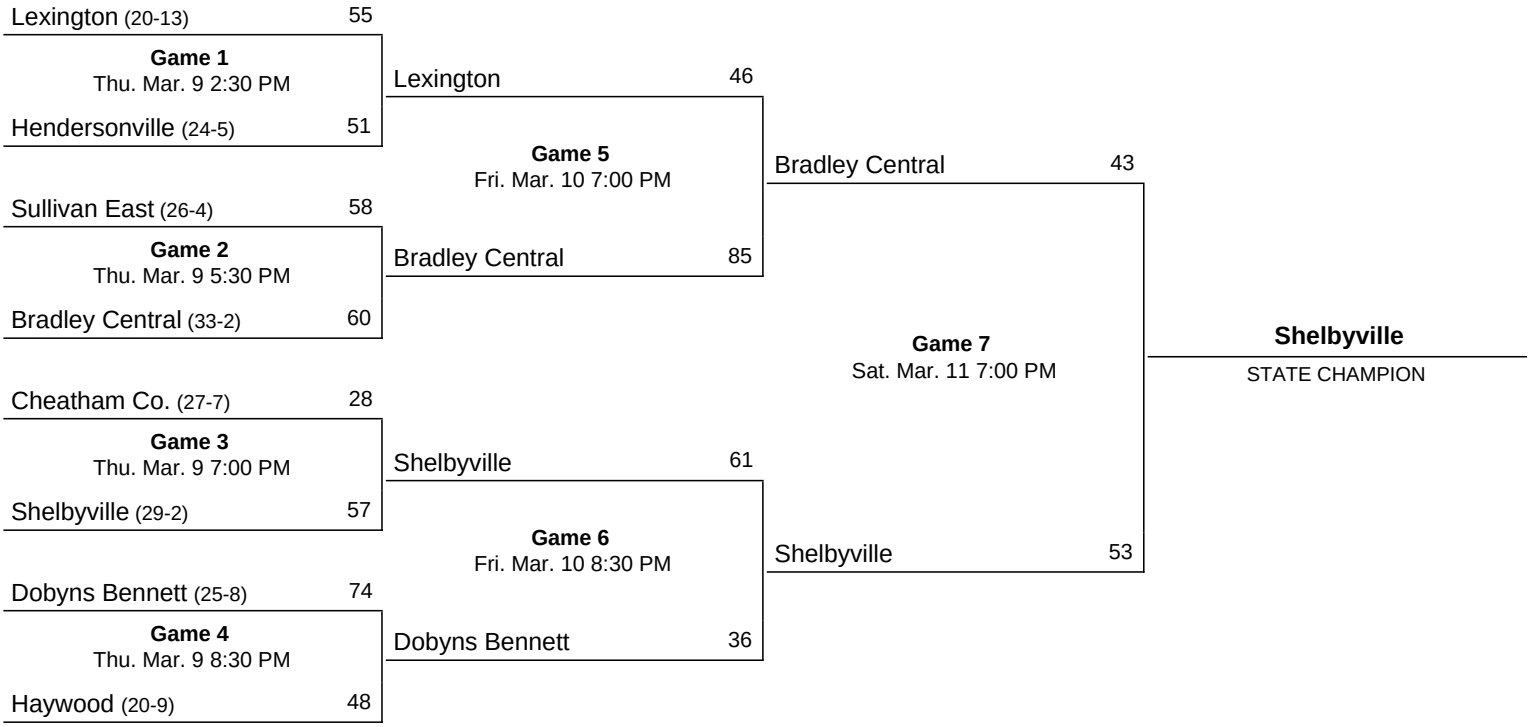

010

OFFICIAL NCAA BASKETBALL BOX SCORE — Site: MURFREESBORO, TENN.

SHELBYVILLE CENTRAL HIGH SCHOOL (30-2) — Date: March 9, 1995

	SCHS (VISITORS)		Total FG	Total AT	3-Pts FG	3-Pts AT	FT	FT AT	Rebounds OF	Rebounds DF	Rebounds To	PF	TP	A	TO	BK	ST	MN
21	WOODSON, LADONNA	f	2	5	1	1	1	2	0	3	3	2	6	3	0	0	2	18
44	DAVENPORT, CHRISSY	f	5	9	0	0	3	7	6	5	11	3	13	1	0	1	0	30
45	SPARROW, CONSWELLA	c	8	13	0	0	5	6	3	3	6	1	21	0	1	0	1	21
11	SINGLETON, VALERIE	g	0	1	0	0	3	4	0	3	3	0	3	3	2	0	1	15
14	CLARK, ALLISON	g	5	16	1	2	1	1	2	1	3	1	12	0	1	0	2	29
4	SNYDER, KARY		0	0	0	0	0	0	0	1	1	1	0	1	0	0	0	17
12	WESSNER, APRIL		0	1	0	0	2	2	4	1	5	3	2	1	1	0	5	20
20	WEST, JENNIFER		0	1	0	0	0	0	0	0	0	0	0	0	2	0	0	1
22	VANNATTA, MELISSA		0	1	0	0	0	0	1	0	1	0	0	0	0	0	0	1
23	LAWWELL, JAMIE		0	0	0	0	0	0	0	0	0	0	0	0	0	0	0	1
24	PARSONS, LINDSEY		0	0	0	0	0	0	1	0	1	1	0	0	0	0	0	4
25	SHAVERS, AMY		0	1	0	0	0	0	0	0	0	0	0	0	0	0	0	2
	Team Totals								0	2	2				0			
	TOTALS		20	48	2	3	15	22	17	19	36	12	57	9	7	1	11	160

Deadball Rebounds: 4, 0: 4

Tot FG %:	1st Half:	8-23 .348	2nd Half:	12-25 .480	Game: .417
3-Pt FG %:	1st Half:	0- 1 .000	2nd Half:	2- 2 1.000	Game: .667
FT % :	1st Half:	6- 7 .857	2nd Half:	9-15 .600	Game: .682

CHEATHAM COUNTY HIGH SCHOOL (27-8)

	CCHS (HOME)		Total FG	Total AT	3-Pts FG	3-Pts AT	FT	FT AT	Rebounds OF	Rebounds DF	Rebounds To	PF	TP	A	TO	BK	ST	MN
24	PROFFITT, NICOLE	f	4	8	1	3	0	0	0	4	4	2	9	1	2	0	0	28
32	LOCKERT, KELLY	f	0	1	0	0	0	0	0	0	0	1	0	0	1	0	0	21
45	STACK, KRISTEN	c	3	5	0	0	3	4	2	2	4	4	9	0	2	0	1	24
22	EADS, TAMMY	g	2	3	1	2	1	2	1	3	4	3	6	0	6	0	1	31
31	HENDRICKSON, ANGIE	g	1	3	0	0	0	0	1	2	3	3	2	1	1	0	0	14
11	HOLT, LESLY		0	0	0	0	0	0	0	0	0	0	0	0	0	0	0	2
12	BINKLEY, DANA		0	4	0	0	0	0	0	2	2	1	0	2	4	0	0	13
14	HARDING, ALICIA		0	0	0	0	0	0	1	0	1	0	0	0	0	0	0	1
25	DOWLEN, SCARLETT		1	4	0	1	0	0	1	0	1	0	2	0	0	0	0	1
35	STROUP, SARAH		0	2	0	0	0	0	1	1	2	1	0	1	0	0	0	9
44	BELL, JOSLIN		0	4	0	0	0	2	1	0	1	4	0	0	0	0	1	15
20	SUGDEN, BRANDY		0	1	0	1	0	0	0	0	0	0	0	0	0	0	0	0+
	Team Totals								0	0	0				0			
	TOTALS		11	35	2	7	4	8	8	14	22	19	28	5	16	0	3	160

Deadball Rebounds: 1, 0: 1

Tot FG %:	1st Half:	6-13 .462	2nd Half:	5-22 .227	Game: .314
3-Pt FG %:	1st Half:	1- 3 .333	2nd Half:	1- 4 .250	Game: .286
FT % :	1st Half:	3- 5 .600	2nd Half:	1- 3 .333	Game: .500

	1st	2nd	OT	OT	Tot
SCHS	22	35			57
CCHS	16	12			28

OFFICIALS: ALVIN WALKER, TRAVIS CHANDLER, DON BENNETT

Technical Fouls: none

Attendance: TBA

Comments: TSSAA CLASS AAA QUARTERFINALS

	1	2	3	4	FINAL
Shelbyville	5	17	21	14	57
Cheatham County	6	10	1	11	28

AAA

01
CURRENT STATS - HALFTIME CompuSTATS / San Diego,CA (619)296-7834

SHELBYVILLE CENTRAL HIGH SCHOOL Date: March 9, 1995

SCHS (VISITORS)		FG	AT	FG	AT	FT	AT	OF	DF	To	PF	TP	A	TO	BK	ST	MN
21 WOODSON,LADONNA	f	0	3	0	0	0	0	0	0	0	1	0	2	0	0	1	9
44 DAVENPORT,CHRISSY	f	2	5	0	0	1	2	4*	2*	6*	1	5	0	0	1*	0	16
45 SPARROW,CONSWELLA	c	6*	10*	0	0	3*	3*	2	2*	4	1	15*<	0	1*	0	1	14
11 SINGLETON,VALERIE	g	0	0	0	0	2	2	0	0	0	0	2	3*	1*	0	1	8
14 CLARK,ALLISON	g	0	5	0	1*	0	0	1	1	2	1	0	0	1*	0	2*	15
04 SNYDER,KARY		0	0	0	0	0	0	0	0	0	1	0	0	0	0	0	9
12 WESSNER,APRIL		0	0	0	0	0	0	2	0	2	2*	0	0	0	0	1	9
20 WEST,JENNIFER		0	0	0	0	0	0	0	0	0	0	0	0	0	0	0	0
22 VANNATTA,MELISSA		0	0	0	0	0	0	0	0	0	0	0	0	0	0	0	0
23 LAWWELL,JAMIE		0	0	0	0	0	0	0	0	0	0	0	0	0	0	0	0
24 PARSONS,LINDSEY		0	0	0	0	0	0	0	0	0	0	0	0	0	0	0	0
25 SHAVERS,AMY		0	0	0	0	0	0	0	0	0	0	0	0	0	0	0	0
Team Totals								0	1	1				3			
TOTALS		8	23	0	1	6	7	9	6	15	7	22	5	3	1	6	80

Deadball Rebounds: 1, 0: 1

Tot FG %:	1st Half:	8-23	.348	2nd Half:	0- 0	.000	Game:	.348
3-Pt FG %:	1st Half:	0- 1	.000	2nd Half:	0- 0	.000	Game:	.000
FT % :	1st Half:	6- 7	.857	2nd Half:	0- 0	.000	Game:	.857

CHEATHAM COUNTY HIGH SCHOOL

CCHS (HOME)		FG	AT	FG	AT	FT	AT	OF	DF	To	PF	TP	A	TO	BK	ST	MN
24 PROFFITT,NICOLE	f	1	3*	0	1*	0	0	0	2*	2	0	2	1*	1	0	0	15
32 LOCKERT,KELLY	f	0	1	0	0	0	0	0	0	0	1	0	0	1	0	0	15
45 STACK,KRISTEN	c	3*	3*	0	0	3*	5*	2*	1	3*	1	9*<	0	1	0	0	15
22 EADS,TAMMY	g	2	2	1*	1*	0	0	0	1	1	1	5	0	3*	0	1*	16
31 HENDRICKSON,ANGIE	g	0	1	0	0	0	0	0	1	1	2*	0	1*	1	0	0	6
11 HOLT,LESLY		0	0	0	0	0	0	0	0	0	0	0	0	0	0	0	0
12 BINKLEY,DANA		0	0	0	0	0	0	0	0	0	0	0	0	0	0	0	2
14 HARDING,ALICIA		0	0	0	0	0	0	0	0	0	0	0	0	0	0	0	0
20 SUGDEN,BRANDY		0	1	0	1*	0	0	0	0	0	0	0	0	0	0	0	0
25 DOWLEN,SCARLETT		0	0	0	0	0	0	0	0	0	0	0	0	0	0	0	0
35 STROUP,SARAH		0	1	0	0	0	0	1	1	2	1	0	1*	0	0	0	6
44 BELL,JOSLIN		0	1	0	0	0	0	0	0	0	2*	0	0	0	0	1*	5
Team Totals								0	0	0				7			
TOTALS		6	13	1	3	3	5	3	6	9	8	16	3	7	0	2	80

Deadball Rebounds: 0, 0: 0

Tot FG %:	1st Half:	6-13	.462	2nd Half:	0- 0	.000	Game:	.462
3-Pt FG %:	1st Half:	1- 3	.333	2nd Half:	0- 0	.000	Game:	.333
FT % :	1st Half:	3- 5	.600	2nd Half:	0- 0	.000	Game:	.600

* - Denotes high in that category

CCHS: largest lead: 6 No. of leads: 3
SCHS: largest lead: 6 No. of leads: 2

Lead Changes: 0 No. of Ties: 4

Shelbyville 5 17
Cheatham County 6 10

010

OFFICIAL NCAA BASKETBALL BOX SCORE
DOBYNS-BENNETT HIGH SCHOOL (26-9)

Site: MURFREESBORO, TENN.
Date: March 10, 1995

	DBHS (VISITORS)		Total FG	Total AT	3-Pts FG	3-Pts AT	FT	FT AT	Rebounds OF	Rebounds DF	Rebounds To	PF	TP	A	TO	BK	ST	MN
22	BONNETT, ELLI	f	2	9	1	2	0	0	0	4	4	3	5	1	3	0	1	32
42	LEONARD, NICOLE	f	0	3	0	0	2	2	0	0	0	3	2	0	1	0	0	17
50	KEYS, MARTI	c	5	12	0	0	0	0	3	2	5	4	10	1	1	0	0	28
12	HARWOOD, HOLLY	g	2	6	1	1	1	2	0	3	3	1	6	6	3	0	1	32
32	GODSEY, BETH	g	5	11	1	2	2	2	2	2	4	1	13	0	2	0	1	32
34	VAUGHAN, RACHEL		0	0	0	0	0	0	1	0	1	0	0	0	0	0	0	3
54	JONES, SARAH		0	1	0	0	0	0	1	1	2	0	0	1	0	0	0	16
10	NEURDENBURG, HOLLY		--	--	--	--	--	--	--	--	--	--	--	--	--	--	--	DNP
24	ZACHAR, ALICIA		--	--	--	--	--	--	--	--	--	--	--	--	--	--	--	DNP
30	BRITTON, JENNIFER		--	--	--	--	--	--	--	--	--	--	--	--	--	--	--	DNP
40	MILLER, CHRISTINA		--	--	--	--	--	--	--	--	--	--	--	--	--	--	--	DNP
44	KREIN, STEPHANIE		--	--	--	--	--	--	--	--	--	--	--	--	--	--	--	DNP
52	PANGELINAN, LANI		--	--	--	--	--	--	--	--	--	--	--	--	--	--	--	DNP
	Team Totals								1	0	1				0			
	TOTALS		14	42	3	5	5	6	8	12	20	12	36	9	10	0	3	160

Deadball Rebounds: 0, 0: 0

Tot FG %:	1st Half:	6-21	.286	2nd Half:	8-21	.381	Game: .333
3-Pt FG %:	1st Half:	0- 1	.000	2nd Half:	3- 4	.750	Game: .600
FT % :	1st Half:	2- 2	1.000	2nd Half:	3- 4	.750	Game: .833

SHELBYVILLE CENTRAL HIGH SCHOOL (31-2)

	SCHS (HOME)		Total FG	Total AT	3-Pts FG	3-Pts AT	FT	FT AT	Rebounds OF	Rebounds DF	Rebounds To	PF	TP	A	TO	BK	ST	MN
21	WOODSON, LADONNA	f	5	13	1	4	1	2	2	4	6	2	12	3	1	0	0	27
44	DAVENPORT, CHRISSY	f	4	5	0	0	1	2	7	6	13	2	9	0	0	0	3	30
45	SPARROW, CONSWELLA	c	7	12	0	0	2	4	3	3	6	2	16	2	0	0	2	31
11	SINGLETON, VALERIE	g	1	1	1	1	0	0	0	0	0	1	3	1	1	1	0	10
14	CLARK, ALLISON	g	9	20	1	5	0	0	2	3	5	1	19	3	3	0	2	32
4	SNYDER, KARY		0	0	0	0	2	2	1	3	4	3	2	1	2	0	0	22
12	WESSNER, APRIL		0	0	0	0	0	0	0	1	1	1	0	0	2	0	0	8
20	WEST, JENNIFER		--	--	--	--	--	--	--	--	--	--	--	--	--	--	--	DNP
22	VANNATTA, MELISSA		--	--	--	--	--	--	--	--	--	--	--	--	--	--	--	DNP
23	LAWWELL, JAMIE		--	--	--	--	--	--	--	--	--	--	--	--	--	--	--	DNP
24	PARSONS, LINDSEY		0	0	0	0	0	0	0	0	0	0	0	0	0	0	0	0+
25	SHAVERS, AMY		--	--	--	--	--	--	--	--	--	--	--	--	--	--	--	DNP
	Team Totals								0	1	1				0			
	TOTALS		26	51	3	10	6	10	15	21	36	12	61	10	9	1	7	160

Deadball Rebounds: 2, 0: 2

Tot FG %:	1st Half:	14-23	.609	2nd Half:	12-28	.429	Game: .510
3-Pt FG %:	1st Half:	1- 3	.333	2nd Half:	2- 7	.286	Game: .300
FT % :	1st Half:	1- 2	.500	2nd Half:	5- 8	.625	Game: .600

	1st	2nd	OT	OT	Tot
DBHS	14	22			36
SCHS	30	31			61

OFFICIALS: STEVE PEERY, DALE CLARK, RANDALL AUSDRAN
Technical Fouls: none
Attendance: 5545
Comments: TSSAA CLASS AAA SEMIFINALS

	1	2	3	4	Final
Dobyns-Bennett	4	10	12	10	36
Shelbyville	19	11	18	13	61

01
CURRENT STATS - HALFTIME CompuSTATS / San Diego,CA (619)296-7834

DOBYNS-BENNETT HIGH SCHOOL Date: March 10, 1995

	DBHS (VISITORS)		Total FG	Total AT	3-pts FG	3-pts AT	FT	FT AT	Rebounds OF	Rebounds DF	Rebounds To	PF	TP		A	TO	BK	ST	MN
22	BONNETT,ELLI	f	1	4	0	1*	0	0	0	0	0	1	2		0	1	0	0	16
42	LEONARD,NICOLE	f	0	1	0	0	2*	2*	0	0	0	2*	2		0	1	0	0	11
50	KEYS,MARTI	c	2*	7*	0	0	0	0	3*	1	4*	2*	4*<		1	0	0	0	12
12	HARWOOD,HOLLY	g	1	3	0	0	0	0	0	2*	2	0	2		3*	2*	0	0	16
32	GODSEY,BETH	g	2*	6	0	0	0	0	1	0	1	0	4*<		0	1	0	1*	16
10	NEURDENBURG,HOLLY		0	0	0	0	0	0	0	0	0	0	0		0	0	0	0	0
24	ZACHAR,ALICIA		0	0	0	0	0	0	0	0	0	0	0		0	0	0	0	0
30	BRITTON,JENNIFER		0	0	0	0	0	0	0	0	0	0	0		0	0	0	0	0
34	VAUGHAN,RACHEL		0	0	0	0	0	0	1	0	1	0	0		0	0	0	0	3
40	MILLER,CHRISTINA		0	0	0	0	0	0	0	0	0	0	0		0	0	0	0	0
44	KREIN,STEPHANIE		0	0	0	0	0	0	0	0	0	0	0		0	0	0	0	0
52	PANGELINAN,LANI		0	0	0	0	0	0	0	0	0	0	0		0	0	0	0	0
54	JONES,SARAH		0	0	0	0	0	0	0	0	0	0	0		0	0	0	0	6
	Team Totals								1	0	1					5			
	TOTALS		6	21	0	1	2	2	6	3	9	5	14		4	5	0	1	80

Deadball Rebounds: 0, 0: 0

	1st Half		2nd Half		Game	
Tot FG %:	6-21	.286	0- 0	.000		.286
3-Pt FG %:	0- 1	.000	0- 0	.000		.000
FT % :	2- 2	1.000	0- 0	.000		1.000

SHELBYVILLE CENTRAL HIGH SCHOOL

	SCHS (HOME)		Total FG	Total AT	3-Pts FG	3-Pts AT	FT	FT AT	Rebounds OF	Rebounds DF	Rebounds To	PF	TP		A	TO	BK	ST	MN
21	WOODSON,LADONNA	f	2	5	0	0	0	0	1	1	2	1	4		1	0	0	0	12
44	DAVENPORT,CHRISSY	f	1	1	0	0	0	0	1	5*	6*	2*	2		0	0	0	1*	14
45	SPARROW,CONSWELLA	c	4	5	0	0	1*	2*	2*	2	4	2*	9		2*	0	0	1*	16
11	SINGLETON,VALERIE	g	1	1	1*	1	0	0	0	0	0	1	3		1	1	1*	0	6
14	CLARK,ALLISON	g	6*	11*	0	2*	0	0	1	1	2	0	12*<		1	1	0	1*	16
04	SNYDER,KARY		0	0	0	0	0	0	1	0	1	1	0		1	1	0	0	10
12	WESSNER,APRIL		0	0	0	0	0	0	0	0	0	1	0		0	2*	0	0	6
20	WEST,JENNIFER		0	0	0	0	0	0	0	0	0	0	0		0	0	0	0	0
22	VANNATTA,MELISSA		0	0	0	0	0	0	0	0	0	0	0		0	0	0	0	0
23	LAWWELL,JAMIE		0	0	0	0	0	0	0	0	0	0	0		0	0	0	0	0
24	PARSONS,LINDSEY		0	0	0	0	0	0	0	0	0	0	0		0	0	0	0	0
25	SHAVERS,AMY		0	0	0	0	0	0	0	0	0	0	0		0	0	0	0	0
	Team Totals								0	0	0					5			
	TOTALS		14	23	1	3	1	2	6	9	15	8	30		6	5	1	3	80

Deadball Rebounds: 1, 0: 1

	1st Half		2nd Half		Game	
Tot FG %:	14-23	.609	0- 0	.000		.609
3-Pt FG %:	1- 3	.333	0- 0	.000		.333
FT % :	1- 2	.500	0- 0	.000		.500

* - Denotes high in that category

SCHS: largest lead: 20 No. of leads: 1
DBHS: largest lead: 2 No. of leads: 1

Lead Changes: 0 No. of Ties: 1

	1	2
Shelbyville	19	11
Dobyns-Bennett	4	10

010

OFFICIAL NCAA BASKETBALL BOX SCORE — Site: MURFREESBORO, TENNESSEE

SHELBYVILLE CENTRAL HIGH SCHOOL (32-2) — Date: March 11, 1995

	SCHS (VISITORS)		Total FG	Total AT	3-Pts FG	3-Pts AT	FT	FT AT	Rebounds OF	Rebounds DF	Rebounds To	PF	TP	A	TO	BK	ST	MN
21	WOODSON, LADONNA	f	6	12	2	2	2	4	3	2	5	0	16	4	1	0	1	30
44	DAVENPORT, CHRISSY	f	3	7	0	0	3	4	7	7	14	5	9	0	2	0	1	25
45	SPARROW, CONSWELLA	c	5	10	0	0	0	1	3	5	8	2	10	0	3	0	0	32
11	SINGLETON, VALERIE	g	1	4	1	4	1	3	0	2	2	1	4	5	0	0	0	26
14	CLARK, ALLISON	g	1	5	0	1	2	2	2	4	6	4	4	0	2	0	1	27
4	SNYDER, KARY		2	6	1	3	0	0	1	1	2	2	5	2	1	0	0	6
12	WESSNER, APRIL		1	2	1	2	2	2	0	0	0	0	5	0	0	0	0	14
20	WEST, JENNIFER		--	--	--	--	--	--	--	--	--	--	--	--	--	--	--	DNP
22	VANNATTA, MELISSA		--	--	--	--	--	--	--	--	--	--	--	--	--	--	--	DNP
23	LAWWELL, JAMIE		--	--	--	--	--	--	--	--	--	--	--	--	--	--	--	DNP
24	PARSONS, LINDSEY		--	--	--	--	--	--	--	--	--	--	--	--	--	--	--	DNP
25	SHAVERS, AMY		0	0	0	0	0	0	0	0	0	0	0	0	0	0	0	0+
	Team Totals								0	0	0				0			
	TOTALS		19	46	5	12	10	16	16	21	37	14	53	11	9	0	3	160

Deadball Rebounds: 3, 0: 3

Tot FG %:	1st Half:	10-25	.400	2nd Half:	9-21	.429	Game: .413
3-Pt FG %:	1st Half:	4- 9	.444	2nd Half:	1- 3	.333	Game: .417
FT % :	1st Half:	1- 3	.333	2nd Half:	9-13	.692	Game: .625

BRADLEY CENTRAL HIGH SCHOOL (34-3)

	BCHS (HOME)		Total FG	Total AT	3-Pts FG	3-Pts AT	FT	FT AT	Rebounds OF	Rebounds DF	Rebounds To	PF	TP	A	TO	BK	ST	MN
20	GEREN, MARIA	f	2	10	1	7	0	2	1	2	3	0	5	3	1	0	0	30
44	GEREN, AMY	f	3	9	0	1	3	4	3	6	9	2	9	2	1	0	1	32-
23	DAVIS, CASEY	c	2	6	0	0	0	0	3	2	5	5	4	1	1	0	0	22
21	RICE, KIYA	g	3	8	2	5	1	2	2	1	3	5	9	1	1	0	1	26
22	REDMAN, PAIGE	g	3	12	1	5	1	2	2	1	3	4	8	1	3	0	3	32-
11	RICE, LAYLA		2	3	0	0	2	2	2	2	4	2	6	0	0	0	0	15
50	STATON, RHONDA		0	1	0	1	0	0	0	0	0	0	0	0	0	0	0	3
10	CALFEE, JENNIFER		--	--	--	--	--	--	--	--	--	--	--	--	--	--	--	DNP
34	SPANGLER, BRITTANY		1	1	0	0	0	0	1	0	1	0	2	0	0	0	0	0+
40	AKINS, AMANDA		--	--	--	--	--	--	--	--	--	--	--	--	--	--	--	DNP
43	LAMB, BECKY		0	0	0	0	0	0	0	0	0	0	0	0	0	0	0	0+
	Team Totals								0	0	0				0			
	TOTALS		16	50	4	19	7	12	14	14	28	18	43	8	7	0	5	160

Deadball Rebounds: 4, 0: 4

Tot FG %:	1st Half:	8-21	.381	2nd Half:	8-29	.276	Game: .320
3-Pt FG %:	1st Half:	1- 4	.250	2nd Half:	3-15	.200	Game: .211
FT % :	1st Half:	4- 8	.500	2nd Half:	3- 4	.750	Game: .583

	1st	2nd	OT	OT	Tot
SCHS	25	28			53
BCHS	21	22			43

OFFICIALS: LEE MOSS, ALVIN WALKER, DON BENNETT

Technical Fouls: none

Attendance: 7076

Comments: TSSAA CLASS AAA CHAMPIONSHIP

	1	2	3	4	FINAL
Shelbyville	13	12	11	17	53
Bradley Central	11	10	8	14	43

01
CURRENT STATS - HALFTIME CompuSTATS / San Diego,CA (619)296-7834

SHELBYVILLE CENTRAL HIGH SCHOOL Date: March 11, 1995

SCHS (VISITORS)		Total FG	Total AT	3-pts FG	3-pts AT	FT	FT AT	Reb OF	Reb DF	Reb To	PF	TP	A	TO	BK	ST	MN
21 WOODSON,LADONNA	f	3*	7*	1*	1	0	0	2*	0	2	0	7*<	0	0	0	0	14
44 DAVENPORT,CHRISSY	f	2	3	0	0	0	0	2*	4*	6*	3*	4	0	0	0	1*	12
45 SPARROW,CONSWELLA	c	0	1	0	0	0	0	1	2	3	1	0	0	2*	0	0	16
11 SINGLETON,VALERIE	g	1	3	1*	3*	1*	3*	0	1	1	1	4	2*	0	0	0	10
14 CLARK,ALLISON	g	1	4	0	1	0	0	0	2	2	0	2	0	1	0	1*	16
04 SNYDER,KARY		2	6	1*	3*	0	0	1	1	2	2	5	2*	1	0	0	6
12 WESSNER,APRIL		1	1	1*	1	0	0	0	0	0	0	3	0	0	0	0	6
20 WEST,JENNIFER		0	0	0	0	0	0	0	0	0	0	0	0	0	0	0	0
22 VANNATTA,MELISSA		0	0	0	0	0	0	0	0	0	0	0	0	0	0	0	0
23 LAWWELL,JAMIE		0	0	0	0	0	0	0	0	0	0	0	0	0	0	0	0
24 PARSONS,LINDSEY		0	0	0	0	0	0	0	0	0	0	0	0	0	0	0	0
25 SHAVERS,AMY		0	0	0	0	0	0	0	0	0	0	0	0	0	0	0	0
Team Totals								0	0	0				4			
TOTALS		10	25	4	9	1	3	6	10	16	7	25	4	4	0	2	80

Deadball Rebounds: 2, 0: 2

Tot FG %:	1st Half: 10-25	.400	2nd Half: 0- 0	.000	Game:	.400
3-Pt FG %:	1st Half: 4- 9	.444	2nd Half: 0- 0	.000	Game:	.444
FT % :	1st Half: 1- 3	.333	2nd Half: 0- 0	.000	Game:	.333

BRADLEY CENTRAL HIGH SCHOOL

BCHS (HOME)		Total FG	Total AT	3-Pts FG	3-Pts AT	FT	FT AT	Reb OF	Reb DF	Reb To	PF	TP	A	TO	BK	ST	MN
20 GEREN,MARIA	f	1	4	0	1	0	2*	0	1	1	0	2	2*	0	0	0	16
44 GEREN,AMY	f	2*	5	0	0	0	0	1*	3*	4*	0	4	1	1	0	0	16
23 DAVIS,CASEY	c	2*	2	0	0	0	0	1*	2	3	2*	4	1	0	0	0	10
21 RICE,KIYA	g	0	2	0	1	1	2*	1*	1	2	2*	1	1	0	0	1	11
22 REDMAN,PAIGE	g	2*	6*	1*	2*	1	2*	0	0	0	1	6*<	0	3*	0	2*	16
10 CALFEE,JENNIFER		0	0	0	0	0	0	0	0	0	0	0	0	0	0	0	0
11 RICE,LAYLA		1	2	0	0	2*	2*	1*	2	3	0	4	0	0	0	0	11
34 SPANGLER,BRITTANY		0	0	0	0	0	0	0	0	0	0	0	0	0	0	0	0
40 AKINS,AMANDA		0	0	0	0	0	0	0	0	0	0	0	0	0	0	0	0
43 LAMB,BECKY		0	0	0	0	0	0	0	0	0	0	0	0	0	0	0	0
50 STATON,RHONDA		0	0	0	0	0	0	0	0	0	0	0	0	0	0	0	0
Team Totals								0	0	0				4			
TOTALS		8	21	1	4	4	8	4	9	13	5	21	5	4	0	3	80

Deadball Rebounds: 3, 0: 3

Tot FG %:	1st Half: 8-21	.381	2nd Half: 0- 0	.000	Game:	.381
3-Pt FG %:	1st Half: 1- 4	.250	2nd Half: 0- 0	.000	Game:	.250
FT % :	1st Half: 4- 8	.500	2nd Half: 0- 0	.000	Game:	.500

* - Denotes high in that category

BCHS: largest lead: 4 No. of leads: 2
SCHS: largest lead: 6 No. of leads: 4

Lead Changes: 0 No. of Ties: 5

Shelbyville 13 12
Bradley Central 11 10

1994 Class AAA State Girls' Basketball Tournament

March 9 - March 12, 1994 · Middle Tennessee State University - Murfreesboro

Dobyns Bennett (25-8) 52

Game 1
Thu. Mar. 10 2:30 PM

Beech (28-4) 37

Dobyns Bennett 77

2OT
Game 5
Fri. Mar. 11 7:00 PM

Shelbyville 79

Shelbyville (29-4) 57

Game 2
Thu. Mar. 10 5:30 PM

J. South Side (26-1) 42

Shelbyville 54

Game 7
Sat. Mar. 12 7:00 PM

Oak Ridge 57

Oak Ridge

STATE CHAMPION

Millington (30-3) 45

Game 3
Thu. Mar. 10 7:00 PM

Oak Ridge (30-4) 63

Oak Ridge 67

Game 6
Fri. Mar. 11 8:30 PM

Franklin 58

White Co. (28-2) 52

Game 4
Thu. Mar. 10 8:30 PM

Franklin (27-5) 59

OFFICIAL NCAA BASKETBALL BOX SCORE
South Side High School, Jackson (26-2)

Site: Murfreesboro, Tenn.
Date: March 10, 1994

JSHS (VISITORS) Sack SoSide		Total FG	Total AT	3-Pts FG	3-Pts AT	FT	FT AT	Rebounds OF	Rebounds DF	Rebounds To	PF	TP	A	TO	BK	ST	MN
12	Love, Susan f	1	4	0	0	0	0	0	2	2	0	2	0	1	0	0	14
14	Gillisipie, Deshawndraf	4	7	1	1	2	5	4	5	9	1	11	1	3	0	3	32
33	Martin, Donmeke c	2	5	0	0	2	3	4	4	8	3	6	0	1	2	0	22
10	Love, Lori g	0	6	0	1	0	2	2	0	2	1	0	1	1	0	1	32
11	Gillisipie, Cashawndrag	5	14	0	3	0	0	1	6	7	1	10	3	2	0	2	32
20	Moore, Patrice	5	13	2	7	1	4	2	1	3	0	13	1	1	0	0	28
15	Cross, Kenya	--	--	--	--	--	--	--	--	--	--	--	--	--	--	--	DNP
21	Reese, Erin	--	--	--	--	--	--	--	--	--	--	--	--	--	--	--	DNP
23	Coffman, Jana	--	--	--	--	--	--	--	--	--	--	--	--	--	--	--	DNP
25	Chatman, Tonya	--	--	--	--	--	--	--	--	--	--	--	--	--	--	--	DNP
30	Mosier, Melissa	--	--	--	--	--	--	--	--	--	--	--	--	--	--	--	DNP
31	Wilson, Wendy	--	--	--	--	--	--	--	--	--	--	--	--	--	--	--	DNP
53	Adams, Demetrice	--	--	--	--	--	--	--	--	--	--	--	--	--	--	--	DNP
54	Coleman, Kelly	--	--	--	--	--	--	--	--	--	--	--	--	--	--	--	DNP
	Team Totals							1	1	2				0			
	TOTALS	17	49	3	12	5	14	14	19	33	6	42	6	9	2	6	160

Deadball Rebounds: 3, 0: 3

Tot FG %:	1st Half:	8-24	.333	2nd Half:	9-25	.360	Game:	.347
3-Pt FG %:	1st Half:	1- 5	.200	2nd Half:	2- 7	.286	Game:	.250
FT % :	1st Half:	1- 5	.200	2nd Half:	4- 9	.444	Game:	.357

Shelbyville Central High School (30-4)

SCHS (HOME) Shelbyville		Total FG	Total AT	3-Pts FG	3-Pts AT	FT	FT AT	Rebounds OF	Rebounds DF	Rebounds To	PF	TP	A	TO	BK	ST	MN
23	Lonergan, Monique f	4	12	1	4	1	2	1	2	3	1	10	2	3	0	0	30
44	Davenport, Chrissy f	1	2	0	0	2	2	4	7	11	5	4	0	1	0	1	26
45	Sparrow, Conswella c	8	12	0	0	3	5	3	8	11	2	19	1	2	0	2	32
11	Singleton, Valerie g	6	12	1	2	0	0	2	0	2	2	13	2	4	0	1	32
14	Clark, Allison g	2	7	1	3	0	0	0	4	4	2	5	0	2	1	0	29
12	Wessner, April	2	4	2	4	0	0	0	0	0	0	6	0	0	0	0	5
24	Parsons, Lindsay	0	0	0	0	0	0	0	1	1	1	0	0	0	0	0	6
04	Snyder, Kary	--	--	--	--	--	--	--	--	--	--	--	--	--	--	--	DNP
20	West, Jennifer	--	--	--	--	--	--	--	--	--	--	--	--	--	--	--	DNP
21	Woodson, LaDona	--	--	--	--	--	--	--	--	--	--	--	--	--	--	--	DNP
22	Jacobs, Christy	--	--	--	--	--	--	--	--	--	--	--	--	--	--	--	DNP
25	Shavers, Amy	--	--	--	--	--	--	--	--	--	--	--	--	--	--	--	DNP
33	Vannatta, Melissa	--	--	--	--	--	--	--	--	--	--	--	--	--	--	--	DNP
34	Lawwell, Jamie	--	--	--	--	--	--	--	--	--	--	--	--	--	--	--	DNP
	Team Totals							0	2	2				0			
	TOTALS	23	49	5	13	6	9	10	24	34	13	57	5	12	1	4	160

Deadball Rebounds: 0, 0: 0

Tot FG %:	1st Half:	14-27	.519	2nd Half:	9-22	.409	Game:	.469
3-Pt FG %:	1st Half:	4- 8	.500	2nd Half:	1- 5	.200	Game:	.385
FT % :	1st Half:	1- 1	1.000	2nd Half:	5- 8	.625	Game:	.667

	1st	2nd	3	4	Tot
JSHS	12	6	15	9	42
SCHS	19	19	11	13	57

OFFICIALS: Kathy Ayers, Danny Tippett, Robert Cupples
Technical Fouls: none
Attendance: TBA
Comments: TSSAA State Tournament

CURRENT STATS - HALFTIME CompuSTATS / San Diego,CA (619)296-7834

South Side High School, Jackson Date: March 10, 1994

	JSHS (VISITORS)		Total-FG	Total-AT	3-pts-FG	3-pts-AT	FT	AT	Rebounds-OF	Rebounds-DF	Rebounds-To	PF	TP	A	TO	BK	ST	MN
12	Love,Susan	f	1	4	0	0	0	0	0	1	1	0	2	0	1	0	0	4
14	Gillisipie,Deshawndra	f	2*	2	0	0	0	1	1	1	2	0	4	1*	3*	0	1*	16
33	Martin,Donmeke	c	1	2	0	0	0	0	3*	3*	6*	1*	2	0	1	1*	0	16
10	Love,Lori	g	0	6*	0	1	0	0	1	0	1	0	0	1*	0	0	1*	16
11	Gillisipie,Cashawndra	g	2*	5	0	1	0	0	0	3*	3	0	4	1*	0	0	1*	16
15	Cross,Kenya		0	0	0	0	0	0	0	0	0	0	0	0	0	0	0	0
20	Moore,Patrice		2*	5	1*	3*	1*	4*	0	0	0	0	6*<	1*	1	0	0	12
21	Reese,Erin		0	0	0	0	0	0	0	0	0	0	0	0	0	0	0	0
23	Coffman,Jana		0	0	0	0	0	0	0	0	0	0	0	0	0	0	0	0
25	Chatman,Tonya		0	0	0	0	0	0	0	0	0	0	0	0	0	0	0	0
30	Mosier,Melissa		0	0	0	0	0	0	0	0	0	0	0	0	0	0	0	0
31	Wilson,Wendy		0	0	0	0	0	0	0	0	0	0	0	0	0	0	0	0
53	Adams,Demetrice		0	0	0	0	0	0	0	0	0	0	0	0	0	0	0	0
54	Coleman,Kelly		0	0	0	0	0	0	0	0	0	0	0	0	0	0	0	0
	Team Totals						1	0	1					6				
	TOTALS		8	24	1	5	1	5	6	8	14	1	18	4	6	1	3	80

Deadball Rebounds: 1, 0: 1

Tot FG %:	1st Half:	8-24 .333	2nd Half:	0- 0 .000	Game:	.333
3-Pt FG %:	1st Half:	1- 5 .200	2nd Half:	0- 0 .000	Game:	.200
FT % :	1st Half:	1- 5 .200	2nd Half:	0- 0 .000	Game:	.200

Shelbyville Central High School

	SCHS (HOME)		Total-FG	Total-AT	3-Pts-FG	3-Pts-AT	FT	AT	Rebounds-OF	Rebounds-DF	Rebounds-To	PF	TP	A	TO	BK	ST	MN
23	Lonergan,Monique	f	4*	9*	1	3*	0	0	0	0	0	1	9*<	1	2*	0	0	16
44	Davenport,Chrissy	f	1	2	0	0	0	0	2*	6*	8*	3*	2	0	0	0	0	15
45	Sparrow,Conswella	c	4*	6	0	0	1*	1*	1	5	6	2	9*<	1	2*	0	1*	16
11	Singleton,Valerie	g	1	3	0	0	0	0	2*	0	2	1	2	2*	1	0	1*	16
14	Clark,Allison	g	2	4	1	2	0	0	0	1	1	0	5	0	1	0	0	13
04	Snyder,Kary		0	0	0	0	0	0	0	0	0	0	0	0	0	0	0	0
12	Wessner,April		2	3	2*	3*	0	0	0	0	0	0	6	0	0	0	0	3
20	West,Jennifer		0	0	0	0	0	0	0	0	0	0	0	0	0	0	0	0
21	Woodson,LaDona		0	0	0	0	0	0	0	0	0	0	0	0	0	0	0	0
22	Jacobs,Christy		0	0	0	0	0	0	0	0	0	0	0	0	0	0	0	0
24	Parsons,Lindsay		0	0	0	0	0	0	0	0	0	0	0	0	0	0	0	1
25	Shavers,Amy		0	0	0	0	0	0	0	0	0	0	0	0	0	0	0	0
33	Vannatta,Melissa		0	0	0	0	0	0	0	0	0	0	0	0	0	0	0	0
34	Lawwell,Jamie		0	0	0	0	0	0	0	0	0	0	0	0	0	0	0	0
	Team Totals						0	1	1					6				
	TOTALS		14	27	4	8	1	1	5	13	18	7	33	4	6	0	2	80

Deadball Rebounds: 0, 0: 0

Tot FG %:	1st Half:	14-27 .519	2nd Half:	0- 0 .000	Game:	.519
3-Pt FG %:	1st Half:	4- 8 .500	2nd Half:	0- 0 .000	Game:	.500
FT % :	1st Half:	1- 1 1.000	2nd Half:	0- 0 .000	Game:	1.000

* - Denotes high in that category

SCHS: largest lead: 15 No. of leads: 1
JSHS: largest lead: 6 No. of leads: 1

Lead Changes: 0 No. of Ties: 1

	1	2	
Jackson Southside	12	6	18
Shelbyville	19	14	33

OFFICIAL NCAA BASKETBALL BOX SCORE
Shelbyville Central High School (31-4)

Site: Murfreesboro, Tenn.
Date: March 11, 1994

	SCHS (VISITORS)		Total FG	Total AT	3-Pts FG	3-Pts AT	FT	FT AT	Rebounds OF	Rebounds DF	Rebounds To	PF	TP	A	TO	BK	ST	MN
11	Singleton, Valerie	f	7	14	0	3	4	15	2	0	2	1	18	5	3	0	1	35
23	Lonergan, Monique	f	3	6	1	2	3	6	0	2	2	4	10	8	3	0	1	25
44	Davenport, Chrissy	c	1	2	0	0	1	2	2	4	6	5	3	1	0	1	0	16
14	Clark, Allison	g	2	7	2	6	0	1	0	1	1	2	6	2	4	0	2	33
45	Sparrow, Conswella	g	14	21	0	0	0	1	6	13	19	4	28	2	2	0	3	35
12	Wessner, April		2	2	2	2	0	0	0	0	0	1	6	0	1	0	1	11
24	Parsons, Lindsay		4	5	0	0	0	0	3	2	5	4	8	1	1	0	1	18
04	Snyder, Kary		--	--	--	--	--	--	--	--	--	--	--	--	--	--	--	DNP
20	West, Jennifer		--	--	--	--	--	--	--	--	--	--	--	--	--	--	--	DNP
21	Woodson, LaDona		--	--	--	--	--	--	--	--	--	--	--	--	--	--	--	DNP
22	Jacobs, Christy		--	--	--	--	--	--	--	--	--	--	--	--	--	--	--	DNP
25	Shavers, Amy		--	--	--	--	--	--	--	--	--	--	--	--	--	--	--	DNP
33	Vannatta, Melissa		--	--	--	--	--	--	--	--	--	--	--	--	--	--	--	DNP
34	Lawwell, Jamie		--	--	--	--	--	--	--	--	--	--	--	--	--	--	--	DNP
	Team Totals								1	0	1				0			
	TOTALS		33	57	5	13	8	25	14	22	36	21	79	19	14	1	9	175

Deadball Rebounds: 4, 0: 4

Tot FG %:	1st Half:	14-28	.500	2nd Half:	19-29	.655	Game:	.579
3-Pt FG %:	1st Half:	3- 8	.375	2nd Half:	2- 5	.400	Game:	.385
FT % :	1st Half:	4- 9	.444	2nd Half:	4-16	.250	Game:	.320

Dobyns-Bennett High School (26-9)

	DBHS (HOME)		Total FG	Total AT	3-Pts FG	3-Pts AT	FT	FT AT	Rebounds OF	Rebounds DF	Rebounds To	PF	TP	A	TO	BK	ST	MN
22	Bonnett, Elli	f	8	19	0	2	4	4	1	4	5	2	20	7	1	0	0	34
50	Keys, Marti	f	4	7	0	0	5	6	2	11	13	5	13	0	1	0	0	38-
52	Cox, Leslie	c	1	1	0	0	3	4	0	5	5	5	5	0	1	0	0	16
12	Harwood, Holly	g	9	16	0	1	0	0	0	0	0	4	18	2	3	0	1	35
32	Godsey, Beth	g	5	8	1	1	2	4	1	2	3	2	13	5	5	0	2	33
10	Brice, Sunshine		0	1	0	0	0	0	0	0	0	1	0	0	0	0	0	2
42	Leonard, Nicole		2	5	1	1	3	5	6	1	7	4	8	0	1	0	1	20
24	Bonnett, Jessica		--	--	--	--	--	--	--	--	--	--	--	--	--	--	--	DNP
34	Vaughn, Rachel		--	--	--	--	--	--	--	--	--	--	--	--	--	--	--	DNP
44	Williams, Anne		--	--	--	--	--	--	--	--	--	--	--	--	--	--	--	DNP
54	Jones, Sarah		--	--	--	--	--	--	--	--	--	--	--	--	--	--	--	DNP
	Team Totals								1	0	1				0			
	TOTALS		29	57	2	5	17	23	11	23	34	23	77	14	12	0	4	178

Deadball Rebounds: 1, 0: 1

Tot FG %:	1st Half:	12-22	.545	2nd Half:	17-35	.486	Game:	.509
3-Pt FG %:	1st Half:	0- 1	.000	2nd Half:	2- 4	.500	Game:	.400
FT % :	1st Half:	3- 6	.500	2nd Half:	14-17	.824	Game:	.739

	1	2	3	4	OT	OT	Tot.
SCHS	19	16	13	15	8	8	79
DBHS	12	15	17	19	8	6	77

OFFICIALS: Eddie Tipton, Bo Deaton, Joe Dooley
Technical Fouls: none
Attendance: TBA
Comments: TSSAA State Tournament

CURRENT STATS - HALFTIME CompuSTATS / San Diego,CA (619)296-7834

Shelbyville Central High School Date: March 11, 1994

	SCHS (VISITORS)		FG	AT	FG	AT	FT	AT	OF	DF	To	PF	TP	A	TO	BK	ST	MN
11	Singleton,Valerie	f	3	9*	0	3*	3*	7*	2	0	2	0	9	1	1	0	0	X
23	Lonergan,Monique	f	1	3	0	1	0	0	0	0	0	3*	2	2*	1	0	0	X
44	Davenport,Chrissy	c	1	1	0	0	1	2	2	4	6	2	3	1	0	1*	0	X
14	Clark,Allison	g	1	3	1	2	0	0	0	0	0	0	3	1	3*	0	1*	X
45	Sparrow,Conswella	g	5*	9*	0	0	0	0	4*	5*	9*	1	10*<	1	1	0	1*	X
04	Snyder,Kary		0	0	0	0	0	0	0	0	0	0	0	0	0	0	0	0
12	Wessner,April		2	2	2*	2	0	0	0	0	0	1	6	0	1	0	1*	11
20	West,Jennifer		0	0	0	0	0	0	0	0	0	0	0	0	0	0	0	0
21	Woodson,LaDona		0	0	0	0	0	0	0	0	0	0	0	0	0	0	0	0
22	Jacobs,Christy		0	0	0	0	0	0	0	0	0	0	0	0	0	0	0	0
24	Parsons,Lindsay		1	1	0	0	0	0	1	1	2	0	2	0	1	0	1*	6
25	Shavers,Amy		0	0	0	0	0	0	0	0	0	0	0	0	0	0	0	0
33	Vannatta,Melissa		0	0	0	0	0	0	0	0	0	0	0	0	0	0	0	0
34	Lawwell,Jamie		0	0	0	0	0	0	0	0	0	0	0	0	0	0	0	0
	Team Totals								0	0	0				8			
	TOTALS		14	28	3	8	4	9	9	10	19	7	35	6	8	1	4	100

Deadball Rebounds: 2, 0: 2

Tot FG %:	1st Half:	14-28	.500	2nd Half:	0- 0	.000	Game: .500
3-Pt FG %:	1st Half:	3- 8	.375	2nd Half:	0- 0	.000	Game: .375
FT % :	1st Half:	4- 9	.444	2nd Half:	0- 0	.000	Game: .444

Dobyns-Bennett High School

	DBHS (HOME)		FG	AT	FG	AT	FT	AT	OF	DF	To	PF	TP	A	TO	BK	ST	MN
22	Bonnett,Elli	f	2	6	0	0	0	0	1*	2	3	0	4	2	1	0	0	X
50	Keys,Marti	f	2	3	0	0	1*	2*	0	1	1	2	5	0	1	0	0	20
52	Cox,Leslie	c	0	0	0	0	0	0	0	4*	4*	3*	0	0	0	0	0	X
12	Harwood,Holly	g	6*	9*	0	1*	0	0	0	0	0	0	12*<	1	1	0	1	X
32	Godsey,Beth	g	2	3	0	0	1*	2*	0	1	1	1	5	4*	2*	0	2*	X
10	Brice,Sunshine		0	0	0	0	0	0	0	0	0	0	0	0	0	0	0	2
24	Bonnett,Jessica		0	0	0	0	0	0	0	0	0	0	0	0	0	0	0	0
34	Vaughn,Rachel		0	0	0	0	0	0	0	0	0	0	0	0	0	0	0	0
42	Leonard,Nicole		0	1	0	0	1*	2*	1*	0	1	2	1	0	1	0	1	8
44	Williams,Anne		0	0	0	0	0	0	0	0	0	0	0	0	0	0	0	0
54	Jones,Sarah		0	0	0	0	0	0	0	0	0	0	0	0	0	0	0	0
	Team Totals								0	0	0				6			
	TOTALS		12	22	0	1	3	6	2	8	10	8	27	7	6	0	4	100

Deadball Rebounds: 1, 0: 1

Tot FG %:	1st Half:	12-22	.545	2nd Half:	0- 0	.000	Game: .545
3-Pt FG %:	1st Half:	0- 1	.000	2nd Half:	0- 0	.000	Game: .000
FT % :	1st Half:	3- 6	.500	2nd Half:	0- 0	.000	Game: .500

* - Denotes high in that category

DBHS: largest lead: 1 No. of leads: 1
SCHS: largest lead: 10 No. of leads: 2

Lead Changes: 2 No. of Ties: 0

	1	2	H
Dobyns-Bennett	12	15	27
Shelbyville	19	16	35

OFFICIAL NCAA BASKETBALL BOX SCORE
Oak Ridge High School (33-4)

Site: Murfreesboro, Tenn.
Date: March 12, 1994

	ORHS (VISITORS)		Total FG	Total AT	3-Pts FG	3-Pts AT	FT	FT AT	Rebounds OF	Rebounds DF	Rebounds To	PF	TP	A	TO	BK	ST	MN
14	Raby, Jennifer	f	3	5	2	3	0	0	1	2	3	1	8	3	3	0	0	27
42	Young, Erin	f	6	13	2	6	0	0	4	0	4	1	14	3	3	0	2	32
52	McGinnis, Jennifer	c	6	12	0	3	1	1	2	6	8	2	13	2	0	0	2	32
10	Lenior, Shawnee	g	1	6	1	2	2	2	0	2	2	1	5	3	2	0	2	20
54	Johnson, Keri	g	4	9	1	3	0	0	2	4	6	2	9	1	0	0	1	32
24	Jordan, Melia		3	5	2	3	0	0	2	1	3	1	8	4	0	0	0	17
12	Sutton, Erin		--	--	--	--	--	--	--	--	--	--	--	--	--	--	--	DNP
22	Sharp, Ashley		--	--	--	--	--	--	--	--	--	--	--	--	--	--	--	DNP
30	Mitchell, Lynn		0	0	0	0	0	0	0	0	0	0	0	0	0	0	0	0+
32	Walker, Lindsay		--	--	--	--	--	--	--	--	--	--	--	--	--	--	--	DNP
50	Douglas, Shante		--	--	--	--	--	--	--	--	--	--	--	--	--	--	--	DNP
	Team Totals								0	0	0				0			
	TOTALS		23	50	8	20	3	3	11	15	26	8	57	16	8	0	7	160

Deadball Rebounds: 0, 0: 0

Tot FG %:	1st Half: 11-23 .478	2nd Half: 12-27 .444	Game: .460
3-Pt FG %:	1st Half: 4-12 .333	2nd Half: 4- 8 .500	Game: .400
FT % :	1st Half: 2- 2 1.000	2nd Half: 1- 1 1.000	Game: 1.000

Shelbyville Central High School (31-5)

	SCHS (HOME)		Total FG	Total AT	3-Pts FG	3-Pts AT	FT	FT AT	Rebounds OF	Rebounds DF	Rebounds To	PF	TP	A	TO	BK	ST	MN
11	Singleton, Valerie	f	6	11	0	0	3	3	1	2	3	1	15	3	1	0	2	32
12	Wessner, April	f	1	10	1	9	0	0	0	1	1	2	3	6	1	0	0	30
44	Davenport, Chrissy	c	3	4	0	0	0	0	2	2	4	2	6	0	0	0	0	32
23	Lonergan, Monique	g	4	7	2	3	1	2	0	3	3	4	11	3	6	0	0	32
45	Sparrow, Conswella	g	8	10	0	0	3	4	3	8	11	0	19	0	1	0	1	32
14	Clark, Allison		0	0	0	0	0	0	0	0	0	0	0	0	0	0	0	2
04	Snyder, Kary		--	--	--	--	--	--	--	--	--	--	--	--	--	--	--	DNP
20	West, Jennifer		--	--	--	--	--	--	--	--	--	--	--	--	--	--	--	DNP
21	Woodson, LaDona		0	0	0	0	0	0	0	0	0	0	0	0	1	0	0	0+
22	Jacobs, Christy		--	--	--	--	--	--	--	--	--	--	--	--	--	--	--	DNP
24	Parsons, Lindsay		--	--	--	--	--	--	--	--	--	--	--	--	--	--	--	DNP
25	Shavers, Amy		--	--	--	--	--	--	--	--	--	--	--	--	--	--	--	DNP
33	Vannatta, Melissa		--	--	--	--	--	--	--	--	--	--	--	--	--	--	--	DNP
34	Lawwell, Jamie		--	--	--	--	--	--	--	--	--	--	--	--	--	--	--	DNP
	Team Totals								0	0	0				1			
	TOTALS		22	42	3	12	7	9	6	16	22	9	54	12	11	0	3	160

Deadball Rebounds: 1, 0: 1

Tot FG %:	1st Half: 14-22 .636	2nd Half: 8-20 .400	Game: .524
3-Pt FG %:	1st Half: 0- 4 .000	2nd Half: 3- 8 .375	Game: .250
FT % :	1st Half: 3- 3 1.000	2nd Half: 4- 6 .667	Game: .778

	1st	2nd	3	4	Tot
ORHS	20	8	10	19	57
SCHS	17	14	5	18	54

OFFICIALS: Larry Hutchinson, Eddie Tipton, Mike Webb
Technical Fouls: none
Attendance: 7841
Comments: Class AAA State Championship

CURRENT STATS - 8:00 / 2nd Half CompuSTATS / San Diego,CA (619)296-7834

Oak Ridge High School Date: March 12, 1994

			Total-3-pts				Rebounds									
ORHS (VISITORS)		FG	AT	FG	AT	FT	AT	OF	DF	To	PF	TP	A	TO	BK	ST	MN
14	Raby,Jennifer	f	3	5	2*	3*	0	0	1	1	2	0	8	2	1	0	0	11
42	Young,Erin	f	3	9	0	3*	0	0	3*	0	3	1	6	3*	2*	0	2*	16
52	McGinnis,Jennifer	c	5*	10*	0	3*	0	0	1	5*	6*	2*	10*<	2	0	0	2*	16
10	Lenior,Shawnee	g	1	6	1	2	2*	2*	0	2	2	0	5	2	0	0	1	17
54	Johnson,Keri	g	3	6	0	1	0	0	1	4	5	2*	6	1	0	0	0	16
12	Sutton,Erin		0	0	0	0	0	0	0	0	0	0	0	0	0	0	0	0
22	Sharp,Ashley		0	0	0	0	0	0	0	0	0	0	0	0	0	0	0	0
24	Jordan,Melia		1	2	1	2	0	0	1	1	2	1	3	2	0	0	0	7
30	Mitchell,Lynn		0	0	0	0	0	0	0	0	0	0	0	0	0	0	0	0
32	Walker,Lindsay		0	0	0	0	0	0	0	0	0	0	0	0	0	0	0	0
50	Douglas,Shante		0	0	0	0	0	0	0	0	0	0	0	0	0	0	0	0
	Team Totals								0	0	0			3				
	TOTALS		16	38	4	14	2	2	7	13	20	6	38	12	3	0	5	83

Deadball Rebounds: 0, 0: 0

Tot FG %:	1st Half:	11-23	.478	2nd Half:	5-15	.333	Game:	.421
3-Pt FG %:	1st Half:	4-12	.333	2nd Half:	0- 2	.000	Game:	.286
FT % :	1st Half:	2- 2	1.000	2nd Half:	0- 0	.000	Game:	1.000

Shelbyville Central High School

			Total-3-Pts				Rebounds									
SCHS (HOME)		FG	AT	FG	AT	FT	AT	OF	DF	To	PF	TP	A	TO	BK	ST	MN
11	Singleton,Valerie	f	3	8	0	0	1	1	0	2	2	1	7	2	1	0	0	16
12	Wessner,April	f	0	7	0	6*	0	0	0	0	0	1	0	5*	0	0	0	19
44	Davenport,Chrissy	c	3	3	0	0	0	0	1	2	3	2	6	0	0	0	0	16
23	Lonergan,Monique	g	2	5	0	1	0	0	0	3	3	3*	4	2	5*	0	0	16
45	Sparrow,Conswella	g	8*	9*	0	0	3*	4*	3*	8*	11*	0	19*<	0	1	0	1*	16
04	Snyder,Kary		0	0	0	0	0	0	0	0	0	0	0	0	0	0	0	0
14	Clark,Allison		0	0	0	0	0	0	0	0	0	0	0	0	0	0	0	3
20	West,Jennifer		0	0	0	0	0	0	0	0	0	0	0	0	0	0	0	0
21	Woodson,LaDona		0	0	0	0	0	0	0	0	0	0	0	0	0	0	0	0
22	Jacobs,Christy		0	0	0	0	0	0	0	0	0	0	0	0	0	0	0	0
24	Parsons,Lindsay		0	0	0	0	0	0	0	0	0	0	0	0	0	0	0	0
25	Shavers,Amy		0	0	0	0	0	0	0	0	0	0	0	0	0	0	0	0
33	Vannatta,Melissa		0	0	0	0	0	0	0	0	0	0	0	0	0	0	0	0
34	Lawwell,Jamie		0	0	0	0	0	0	0	0	0	0	0	0	0	0	0	0
	Team Totals								0	0	0			8				
	TOTALS		16	32	0	7	4	5	4	15	19	7	36	10	8	0	1	86

Deadball Rebounds: 0, 0: 0

Tot FG %:	1st Half:	14-22	.636	2nd Half:	2-10	.200	Game:	.500
3-Pt FG %:	1st Half:	0- 4	.000	2nd Half:	0- 3	.000	Game:	.000
FT % :	1st Half:	3- 3	1.000	2nd Half:	1- 2	.500	Game:	.800

* - Denotes high in that category

SCHS: largest lead: 3 No. of leads: 5
ORHS: largest lead: 8 No. of leads: 4

Lead Changes: 4 No. of Ties: 4

1992 Class AAA State Girls' Basketball Tournament

March 11 - March 14, 1992 · Middle Tennessee State University - Murfreesboro

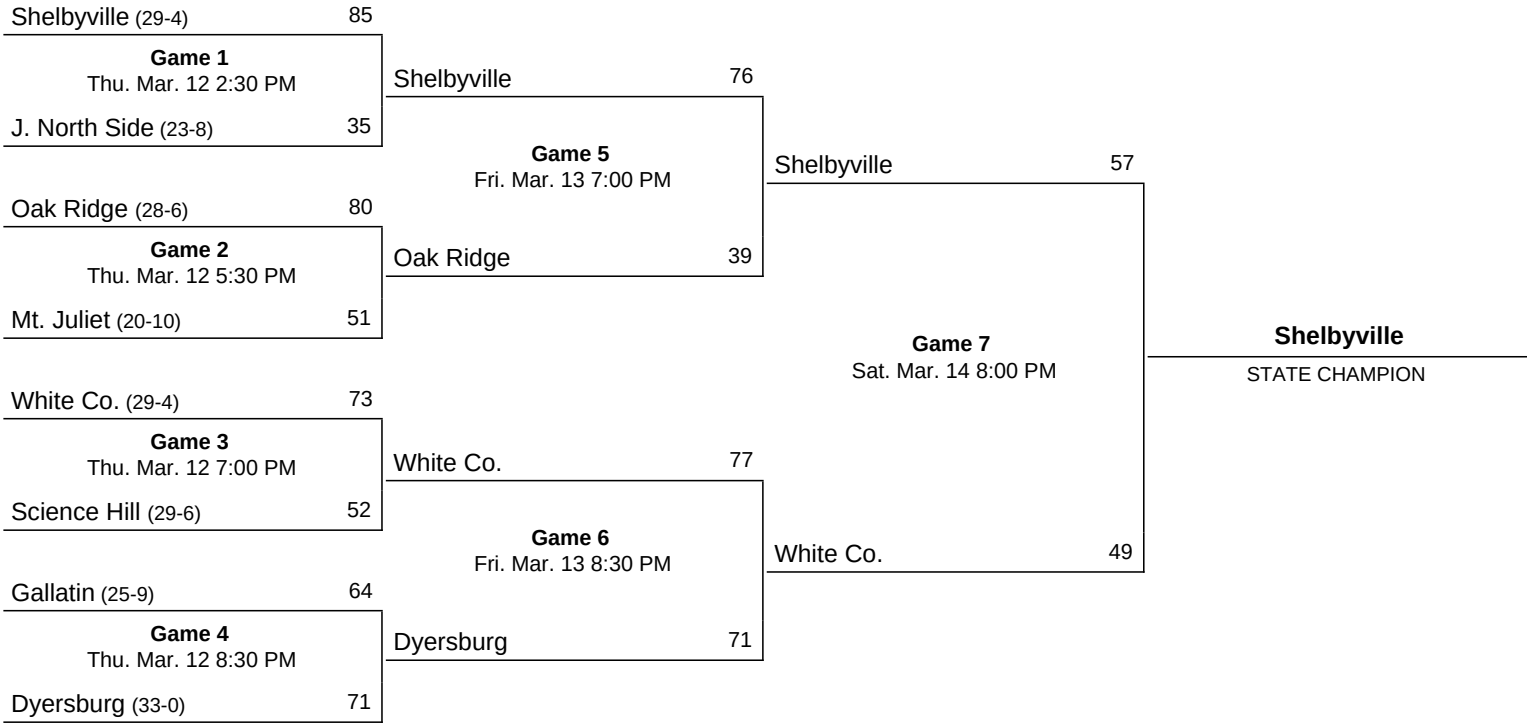

Game 1
Thu. Mar. 12 2:30 PM

Shelbyville (29-4)	85
J. North Side (23-8)	35

Game 2
Thu. Mar. 12 5:30 PM

Oak Ridge (28-6)	80
Mt. Juliet (20-10)	51

Game 3
Thu. Mar. 12 7:00 PM

White Co. (29-4)	73
Science Hill (29-6)	52

Game 4
Thu. Mar. 12 8:30 PM

Gallatin (25-9)	64
Dyersburg (33-0)	71

Game 5
Fri. Mar. 13 7:00 PM

Shelbyville	76
Oak Ridge	39

Game 6
Fri. Mar. 13 8:30 PM

White Co.	77
Dyersburg	71

Game 7
Sat. Mar. 14 8:00 PM

Shelbyville	57
White Co.	49

Shelbyville
STATE CHAMPION

Girls AAA

OFFICIAL NCAA BASKETBALL BOX SCORE 03-12-92 MURFREESBORO, TN
Licensed To: Middle Tennessee FINAL BOX

VISITORS: JACKSON N.S. 23-9

NO	PLAYER	FG	FGA	3P	3PA	FT	FTA	OR	DR	TOT	PF	PTS	A	TO	BLK	S	MIN
14	Misty Brantley	6	9	0	0	0	0	2	4	6	3	12	0	4	0	0	31
24	Leann Gurley	0	3	0	1	0	0	1	1	2	1	0	3	3	0	1	22
42	Lee Wallace	4	11	0	1	12	14	3	8	11	4	20	0	7	0	0	31
45	Luanne Cisco	0	3	0	1	0	0	0	3	3	4	0	1	5	1	0	31
52	Denita DePriest	0	1	0	0	0	2	0	1	1	2	0	0	5	0	1	19
54	Kristy Alford	0	1	0	1	0	0	0	0	0	0	0	0	1	0	0	1
32	Kim Hines	0	0	0	0	0	0	0	0	0	0	0	0	0	0	0	0
23	Shanika Holder	0	0	0	0	0	0	0	1	1	1	0	0	1	0	0	1
50	Andrea Looney	0	0	0	0	0	0	0	0	0	0	0	0	0	0	0	1
43	Amy Mayhugh	0	0	0	0	0	0	0	0	0	0	0	0	0	0	0	1
31	Linda Sikes	1	1	1	1	0	0	1	1	2	1	3	0	2	0	0	13
10	Wendy Walker	0	1	0	0	0	0	0	0	0	2	0	1	2	0	0	8
44	Cathy Gurley	0	0	0	0	0	0	0	0	0	1	0	0	0	0	0	1
	TEAM							0	0	0				0			
	TOTALS	11	30	1	5	12	16	7	19	26	19	35	5	30	1	2	160

TOTAL FG %	1st Half	23.1	2nd Half	47.1	OT		Game	36.7	DEADBALL
3 PT FG %	1st Half	0.0	2nd Half	33.3	OT		Game	20.0	REBOUNDS 1
FT %	1st Half	72.7	2nd Half	80.0	OT		Game	75.0	

HOME: SHELBYVILLE CENT 30-4

NO	PLAYER	FG	FGA	3P	3PA	FT	FTA	OR	DR	TOT	PF	PTS	A	TO	BLK	S	MIN
14	Sandra Akins	3	6	0	0	4	6	3	2	5	3	10	3	0	0	8	23
20	Shannon Clardy	3	9	2	5	0	0	2	2	4	3	8	2	0	0	0	18
25	Myriah Lonergan	6	12	3	7	0	2	3	0	3	2	15	6	2	0	1	25
44	Michelle Johnson	6	7	0	0	1	1	2	2	4	1	13	1	0	2	1	17
45	Conswella Sparrow	10	12	0	0	3	4	4	5	9	3	23	0	0	0	1	21
24	Lisa Cook	3	4	0	0	1	1	2	0	2	3	7	0	0	0	0	10
23	Monique Lonergan	1	9	1	6	6	9	4	1	5	2	9	1	2	0	2	23
22	Christy Smith	0	2	0	1	0	2	2	2	4	0	0	2	0	0	0	7
12	Kellye Cunningham	0	2	0	1	0	0	0	0	0	0	0	0	1	0	0	6
21	LaDonna Woodson	0	5	0	2	0	0	3	1	4	3	0	2	0	0	1	10
	TEAM							0	0	0				0			
	TOTALS	32	68	6	22	15	25	25	15	40	20	85	17	5	2	14	160

TOTAL FG %	1st Half	51.5	2nd Half	42.9	OT		Game	47.1	DEADBALL
3 PT FG %	1st Half	18.2	2nd Half	36.4	OT		Game	27.3	REBOUNDS 2
FT %	1st Half	63.6	2nd Half	57.1	OT		Game	60.0	

Technical Fouls: 0
Attendance: 5,000

OFFICIALS
#2- CHIP DOCKINS
#0- David Belcher
#1- Dan Taylor

SCORE BY PERIODS	1	2	3	4	OT	FINAL
JACKSON N.S.	0	2	9	12		35
SHELBYVILLE CENT	0	0	28	14		85

TECHNICAL FOULS:

INDIVIDUAL:
JACKSON: NONE
SHELBYVILLE: NONE

This report has been produced by STATMAN II (tm) 3.00.FWC
Copyright (c) 1991 NBA Properties, Inc. All Rights Reserved.

OFFICIAL NCAA BASKETBALL BOX SCORE 03-12-92 MURFREESBORO, TN
Licensed To: Middle Tennessee FIRST HALF

VISITORS: JACKSON N.S.

NO	PLAYER	FG	FGA	3P	3PA	FT	FTA	OR	DR	TOT	PF	PTS	A	TO	BLK	S	MIN
14	Misty Brantley	1	2	0	0	0	0	2	2	4	3	2	0	3	0	0	16
24	Leann Gurley	0	2	0	1	0	0	0	0	0	0	0	0	2	0	0	13
42	Lee Wallace	2	6	0	1	8	9	1	3	4	2	12	0	3	0	0	16
45	Luanne Cisco	0	2	0	0	0	0	0	3	3	1	0	0	3	0	0	16
52	Denita DePriest	0	1	0	0	0	2	0	0	0	1	0	0	2	0	0	10
54	Kristy Alford	DNP-															
32	Kim Hines	DNP-															
23	Shanika Holder	DNP-															
50	Andrea Looney	DNP-															
43	Amy Mayhugh	DNP-															
31	Linda Sikes	0	0	0	0	0	0	1	0	1	0	0	0	0	0	0	7
10	Wendy Walker	0	0	0	0	0	0	0	0	0	0	0	0	1	0	0	2
44	Cathy Gurley	DNP-															
	TEAM							0	0	0				0			
	TOTALS	3	13	0	2	8	11	4	8	12	7	14	0	14	0	0	80

TOTAL FG %	1st Half 23.1	2nd Half	OT	Game 23.1	DEADBALL		
3 PT FG %	1st Half 0.0	2nd Half	OT	Game 0.0	REBOUNDS	0	
FT %	1st Half 72.7	2nd Half	OT	Game 72.7			

HOME: SHELBYVILLE CENT

NO	PLAYER	FG	FGA	3P	3PA	FT	FTA	OR	DR	TOT	PF	PTS	A	TO	BLK	S	MIN
14	Sandra Akins	1	3	0	0	2	2	3	2	5	2	4	1	0	0	3	13
20	Shannon Clardy	3	6	2	4	0	0	1	2	3	3	8	2	0	0	0	9
25	Myriah Lonergan	2	6	0	3	0	2	1	0	1	2	4	6	0	0	1	16
44	Michelle Johnson	5	5	0	0	1	1	2	1	3	0	11	0	0	1	1	11
45	Conswella Sparrow	6	8	0	0	2	2	2	4	6	3	14	0	0	0	1	13
24	Lisa Cook	0	0	0	0	0	0	1	0	1	1	0	0	0	0	0	2
23	Monique Lonergan	0	2	0	2	2	4	0	0	0	1	2	1	1	0	2	13
22	Christy Smith	0	0	0	0	0	0	0	0	0	0	0	0	0	0	0	0
12	Kellye Cunningham	DNP-															
21	LaDonna Woodson	0	3	0	2	0	0	1	0	1	0	0	2	0	0	0	3
	TEAM							0	0	0				0			
	TOTALS	17	33	2	11	7	11	11	9	20	12	43	12	1	1	8	80

TOTAL FG %	1st Half 51.5	2nd Half	OT	Game 51.5	DEADBALL		
3 PT FG %	1st Half 18.2	2nd Half	OT	Game 18.2	REBOUNDS	1	
FT %	1st Half 63.6	2nd Half	OT	Game 63.6			

Technical Fouls: 0
Attendance:

OFFICIALS
#2- CHIP DOCKINS
#0- David Belcher
#1- Dan Taylor

SCORE BY PERIODS	1	2	3	4	OT	FINAL
JACKSON N.S.	2	12				14
SHELBYVILLE CENT	24	19				43

TECHNICAL FOULS:

INDIVIDUAL:
JACKSON: NONE
SHELBYVILLE: NONE

This report has been produced by STATMAN II (tm) 3.00.FWC
Copyright (c) 1991 NBA Properties, Inc. All Rights Reserved.

OFFICIAL NCAA BASKETBALL BOX SCORE 03-13-92 MURFREESBORO, TN
Licensed To: Middle Tennessee FINAL BOX

VISITORS: OAK RIDGE 29-7

NO	PLAYER	FG	FGA	3P	3PA	FT	FTA	OR	DR	TOT	PF	PTS	A	TO	BLK	S	MIN
23	Simone Caldwell	5	13	0	3	1	3	4	2	6	1	11	1	6	0	1	31
33	Danyell Summers	0	2	0	1	0	0	0	2	2	5	0	2	4	0	0	12
43	Erin Young	3	13	0	4	2	2	4	0	4	2	8	0	3	0	1	25
45	Laura Vowell	0	0	0	0	0	0	0	3	3	4	0	0	0	0	0	15
53	Jennifer McGinnis	2	6	0	0	4	4	2	6	8	3	8	0	0	1	1	24
21	Brandee Lane	DNP-- CC															
11	Shawnee Lenoir	1	2	0	0	1	2	0	3	3	0	3	1	3	0	1	20
41	Misty May	1	1	0	0	0	1	0	0	0	0	2	0	0	0	0	1
55	Keri Johnson	DNP-- CC															
15	Jennifer Raby	DNP-- CC															
13	Nikki Shelton	DNP-- CC															
31	Karrie Story	0	1	0	0	0	0	0	0	0	0	0	0	2	0	0	12
51	Kyone Arnwine	DNP-- CC															
35	Nickea Hatcher	2	4	0	0	3	4	1	1	2	4	7	1	1	0	2	19
25	Lisa Giannelli	0	0	0	0	0	0	0	0	0	0	0	0	0	0	0	1
	TEAM							1	0	1				0			
	TOTALS	14	42	0	8	11	16	12	17	29	19	39	5	19	1	6	160

TOTAL FG %	1st Half	31.6	2nd Half	34.8	OT		Game	33.3	DEADBALL
3 PT FG %	1st Half	0.0	2nd Half	0.0	OT		Game	0.0	REBOUNDS 3
FT %	1st Half	50.0	2nd Half	87.5	OT		Game	68.8	

HOME: SHELBYVILLE CENT 31-4

NO	PLAYER	FG	FGA	3P	3PA	FT	FTA	OR	DR	TOT	PF	PTS	A	TO	BLK	S	MIN
14	Sandra Akins	3	6	0	0	2	2	5	0	5	1	8	3	1	0	2	29
20	Shannon Clardy	3	6	3	6	0	0	1	5	6	4	9	4	4	0	2	32
25	Myriah Lonergan	8	15	1	3	7	15	1	2	3	3	24	4	3	0	2	29
44	Michelle Johnson	9	18	0	2	4	4	3	6	9	3	22	1	0	2	1	27
45	Conswella Sparrow	3	4	0	0	4	4	3	4	7	3	10	1	1	0	1	29
24	Lisa Cook	0	0	0	0	0	0	0	1	1	0	0	0	0	0	0	0
23	Monique Lonergan	1	2	1	2	0	0	0	0	0	0	3	1	1	0	1	12
22	Christy Smith	0	0	0	0	0	0	0	0	0	1	0	0	0	0	0	1
12	Kellye Cunningham	0	0	0	0	0	0	0	0	0	0	0	0	0	0	0	1
21	LaDonna Woodson	0	0	0	0	0	0	0	0	0	0	0	0	1	0	0	0
	TEAM							0	0	0				0			
	TOTALS	27	51	5	13	17	25	13	18	31	15	76	14	11	2	9	160

TOTAL FG %	1st Half	55.6	2nd Half	50.0	OT		Game	52.9	DEADBALL
3 PT FG %	1st Half	33.3	2nd Half	42.9	OT		Game	38.5	REBOUNDS 2
FT %	1st Half	50.0	2nd Half	80.0	OT		Game	68.0	

Technical Fouls: 0
Attendance: 7,000

OFFICIALS
#1- DORRIS ARMSTRONG#2- Dennis Whitson
#2- Dennis Whitson
#1- Dan Taylor

SCORE BY PERIODS	1	2	3	4	OT	FINAL
OAK RIDGE	9	7	11	12		39
SHELBYVILLE CENT	17	20	20	19		76

TECHNICAL FOULS:

INDIVIDUAL:
OAK: NONE
SHELBYVILLE: NONE

This report has been produced by STATMAN II (tm) 3.00.FWC
Copyright (c) 1991 NBA Properties, Inc. All Rights Reserved.

OFFICIAL NCAA BASKETBALL BOX SCORE 03-13-92 MURFREESBORO, TN
Licensed To: Middle Tennessee FIRST HALF

VISITORS: OAK RIDGE

NO	PLAYER	FG	FGA	3P	3PA	FT	FTA	OR	DR	TOT	PF	PTS	A	TO	BLK	S	MIN
23	Simone Caldwell	2	8	0	2	0	2	2	2	4	0	4	1	3	0	1	16
33	Danyell Summers	0	0	0	0	0	0	0	2	2	3	0	1	2	0	0	8
43	Erin Young	2	6	0	3	0	0	2	0	2	2	4	0	0	0	0	15
45	Laura Vowell	0	0	0	0	0	0	0	1	1	2	0	0	0	0	0	8
53	Jennifer McGinnis	1	2	0	0	2	2	0	2	2	2	4	0	0	0	1	11
21	Brandee Lane	DNP-															
11	Shawnee Lenoir	0	1	0	0	1	2	0	0	0	0	1	1	3	0	0	8
41	Misty May	DNP-															
55	Keri Johnson	DNP-															
15	Jennifer Raby	DNP-															
13	Nikki Shelton	DNP-															
31	Karrie Story	0	0	0	0	0	0	0	0	0	0	0	0	1	0	0	6
51	Kyone Arnwine	DNP-															
35	Nickea Hatcher	1	2	0	0	1	2	1	0	1	0	3	0	1	0	1	8
25	Lisa Giannelli	DNP-															
	TEAM							0	0	0				0			
	TOTALS	6	19	0	5	4	8	5	7	12	9	16	3	10	0	3	80

TOTAL FG %	1st Half 31.6	2nd Half	OT	Game 31.6	DEADBALL		
3 PT FG %	1st Half 0.0	2nd Half	OT	Game 0.0	REBOUNDS	3	
FT %	1st Half 50.0	2nd Half	OT	Game 50.0			

HOME: SHELBYVILLE CENT

NO	PLAYER	FG	FGA	3P	3PA	FT	FTA	OR	DR	TOT	PF	PTS	A	TO	BLK	S	MIN
14	Sandra Akins	1	3	0	0	0	0	2	0	2	0	2	2	0	0	1	13
20	Shannon Clardy	2	3	2	3	0	0	1	4	5	1	6	3	4	0	2	16
25	Myriah Lonergan	4	8	0	2	3	8	1	1	2	3	11	1	1	0	1	14
44	Michelle Johnson	6	10	0	1	2	2	2	4	6	1	14	0	0	1	0	16
45	Conswella Sparrow	2	3	0	0	0	0	2	0	2	2	4	0	1	0	0	13
24	Lisa Cook	DNP-															
23	Monique Lonergan	0	0	0	0	0	0	0	0	0	0	0	1	1	0	1	8
22	Christy Smith	DNP-															
12	Kellye Cunningham	DNP-															
21	LaDonna Woodson	DNP-															
	TEAM							0	0	0				0			
	TOTALS	15	27	2	6	5	10	8	9	17	7	37	7	7	1	5	80

TOTAL FG %	1st Half 55.6	2nd Half	OT	Game 55.6	DEADBALL		
3 PT FG %	1st Half 33.3	2nd Half	OT	Game 33.3	REBOUNDS	2	
FT %	1st Half 50.0	2nd Half	OT	Game 50.0			

Technical Fouls: 0
Attendance:

OFFICIALS	SCORE BY PERIODS	1	2	OT	OT	OT	FINAL	
#1- DORRIS ARMSTRONG#2- Dennis Whitson	OAK RIDGE	9	7	∞				16
#2- Dennis Whitson	SHELBYVILLE CENT	∞					37	
#1- Dan Taylor		20	17					

TECHNICAL FOULS:

INDIVIDUAL:
OAK: NONE
SHELBYVILLE: NONE

This report has been produced by STATMAN II (tm) 3.00.FWC
Copyright (c) 1991 NBA Properties, Inc. All Rights Reserved.

OFFICIAL NCAA BASKETBALL BOX SCORE 03-14-92 MURFREESBORO, TN
Licensed To: Middle Tennessee FINAL BOX

VISITORS: WHITE CO. 31-5

NO	PLAYER	FG	FGA	3P	3PA	FT	FTA	OR	DR	TOT	PF	PTS	A	TO	BLK	S	MIN
20	Ginger Jared	5	14	2	6	4	4	1	1	2	2	16	1	3	0	2	29
12	Melanie Oakes	2	11	1	8	0	1	4	4	8	4	5	3	0	0	0	32
42	Jennifer Willhite	6	10	0	0	1	4	6	8	14	3	13	0	3	0	0	31
34	Amy Moore	0	2	0	1	4	5	4	2	6	4	4	3	4	0	0	31
22	Andrea Baldwin	5	8	0	0	1	2	3	2	5	1	11	2	3	0	1	22
10	Christina Hutchings	0	1	0	0	0	0	0	1	1	0	0	0	1	0	0	11
14	Kelly Jolly	0	2	0	0	0	0	1	1	2	0	0	0	0	0	0	4
04	Mary Beth Holman	DNP- CC															
52	Cathy Black	0	0	0	0	0	0	1	0	1	0	0	0	0	0	0	0
32	Cara Sims	DNP- CC															
54	Sabrina Stafford	DNP- CC															
44	Amber Clark	DNP- CC															
	TEAM							0	0	0				0			
	TOTALS	18	48	3	15	10	16	20	19	39	14	49	9	14	0	3	160

TOTAL FG %	1st Half	40.9	2nd Half	34.6	OT		Game	37.5	DEADBALL
3 PT FG %	1st Half	12.5	2nd Half	28.6	OT		Game	20.0	REBOUNDS 2
FT %	1st Half	66.7	2nd Half	60.0	OT		Game	62.5	

HOME: SHELBYVILLE CENT 32-4

NO	PLAYER	FG	FGA	3P	3PA	FT	FTA	OR	DR	TOT	PF	PTS	A	TO	BLK	S	MIN
14	Sandra Akins	1	2	0	0	1	2	2	1	3	1	3	0	0	0	1	17
20	Shannon Clardy	3	10	2	5	3	4	0	0	0	4	11	4	0	0	0	32
25	Myriah Lonergan	7	16	3	9	1	3	1	1	2	3	18	3	1	0	0	32
44	Michelle Johnson	3	5	0	0	4	4	3	8	11	2	10	0	2	1	2	32
45	Conswella Sparrow	4	8	0	0	0	0	3	3	6	5	8	0	1	0	0	16
24	Lisa Cook	DNP- CC															
23	Monique Lonergan	3	7	1	4	0	0	3	1	4	2	7	2	3	1	3	31
22	Christy Smith	DNP- CC															
12	Kellye Cunningham	DNP- CC															
21	LaDonna Woodson	DNP- CC															
	TEAM							0	0	0				0			
	TOTALS	21	48	6	18	9	13	12	14	26	17	57	9	7	2	6	160

TOTAL FG %	1st Half	41.4	2nd Half	47.4	OT		Game	43.8	DEADBALL
3 PT FG %	1st Half	14.3	2nd Half	45.5	OT		Game	33.3	REBOUNDS 0
FT %	1st Half	50.0	2nd Half	72.7	OT		Game	69.2	

Technical Fouls: 0
Attendance: 9,550

OFFICIALS
#1- Dan Taylor
#1- Fred Kessler
#3- Doug Seals

SCORE BY PERIODS	1	2	3	4	OT	FINAL
WHITE CO.	18	5	14	12		49
SHELBYVILLE CENT	15	11	14	17		57

TECHNICAL FOULS:

INDIVIDUAL:
WHITE: NONE
SHELBYVILLE: NONE

36,400 TOTAL ATTENDENCE FOR TOURNAMENT

This report has been produced by STATMAN II (tm) 3.00.FWC
Copyright (c) 1991 NBA Properties, Inc. All Rights Reserved.

OFFICIAL NCAA BASKETBALL BOX SCORE 03-14-92 MURFREESBORO, TN
Licensed To: Middle Tennessee FIRST HALF

VISITORS: WHITE CO.

NO	PLAYER	FG	FGA	3P	3PA	FT	FTA	OR	DR	TOT	PF	PTS	A	TO	BLK	S	MIN
20	Ginger Jared	2	7	1	4	0	0	0	0	0	0	5	1	1	0	0	16
12	Melanie Oakes	0	4	0	4	0	1	1	2	3	1	0	2	0	0	0	16
42	Jennifer Willhite	4	6	0	0	1	2	2	3	5	0	9	0	2	0	0	15
34	Amy Moore	0	0	0	0	3	3	2	2	4	1	3	2	1	0	0	15
22	Andrea Baldwin	3	4	0	0	0	0	1	1	2	1	6	1	1	0	0	11
10	Christina Hutchings	0	1	0	0	0	0	0	1	1	0	0	0	0	0	0	6
14	Kelly Jolly	0	0	0	0	0	0	0	0	0	0	0	0	0	0	0	1
04	Mary Beth Holman	DNP-															
52	Cathy Black	0	0	0	0	0	0	1	0	1	0	0	0	0	0	0	0
32	Cara Sims	DNP-															
54	Sabrina Stafford	DNP-															
44	Amber Clark	DNP-															
	TEAM							0	0	0				0			
	TOTALS	9	22	1	8	4	6	7	9	16	3	23	6	5	0	0	80

TOTAL FG %	1st Half	40.9	2nd Half		OT		Game	40.9	DEADBALL
3 PT FG %	1st Half	12.5	2nd Half		OT		Game	12.5	REBOUNDS 1
FT %	1st Half	66.7	2nd Half		OT		Game	66.7	

HOME: SHELBYVILLE CENT

NO	PLAYER	FG	FGA	3P	3PA	FT	FTA	OR	DR	TOT	PF	PTS	A	TO	BLK	S	MIN
14	Sandra Akins	0	0	0	0	0	0	2	0	2	0	0	0	0	0	0	7
20	Shannon Clardy	1	4	0	1	1	2	0	0	0	2	3	2	0	0	0	16
25	Myriah Lonergan	3	8	0	3	0	0	1	0	1	3	6	2	1	0	0	16
44	Michelle Johnson	1	3	0	0	0	0	1	4	5	1	2	0	0	0	0	16
45	Conswella Sparrow	4	8	0	0	0	0	2	3	5	3	8	0	1	0	0	10
24	Lisa Cook	DNP-															
23	Monique Lonergan	3	6	1	3	0	0	3	0	3	0	7	1	1	1	0	15
22	Christy Smith	DNP-															
12	Kellye Cunningham	DNP-															
21	LaDonna Woodson	DNP-															
	TEAM							0	0	0				0			
	TOTALS	12	29	1	7	1	2	9	7	16	9	26	5	3	1	0	80

TOTAL FG %	1st Half	41.4	2nd Half		OT		Game	41.4	DEADBALL
3 PT FG %	1st Half	14.3	2nd Half		OT		Game	14.3	REBOUNDS 0
FT %	1st Half	50.0	2nd Half		OT		Game	50.0	

Technical Fouls: 0
Attendance:

OFFICIALS
#1- Dan Taylor
#1- Fred Kessler
#3- Doug Seals

SCORE BY PERIODS	1	2	3	4	OT	FINAL
WHITE CO.	18	5				23
SHELBYVILLE CENT	15	11				26

TECHNICAL FOULS:

INDIVIDUAL:
WHITE: NONE
SHELBYVILLE: NONE

This report has been produced by STATMAN II (tm) 3.00.FWC
Copyright (c) 1991 NBA Properties, Inc. All Rights Reserved.

1991 Class AAA State Girls' Basketball Tournament

March 13 - March 16, 1991 · Middle Tennessee State University - Murfreesboro

Campbell Co. (27-4) 36

Game 1
Thu. Mar. 14 2:30 PM

Shelbyville (30-0) 94

Henry Co. (19-11) 43

Game 2
Thu. Mar. 14 5:30 PM

Dyersburg (31-2) 49

White Co. (30-3) 67

Game 3
Thu. Mar. 14 7:00 PM

Clinton (20-12) 44

Obion Co. (21-8) 50

Game 4
Thu. Mar. 14 8:30 PM

Cheatham Co. (32-1) 71

Shelbyville 74

Game 5
Fri. Mar. 15 7:00 PM

Dyersburg 46

White Co. 63

Game 6
Fri. Mar. 15 8:30 PM

Cheatham Co. 49

Shelbyville 66

Game 7
Sat. Mar. 16 8:00 PM

White Co. 53

Shelbyville

STATE CHAMPION

OFFICIAL NCAA® BASKETBALL BOX SCORE Date 14 MARCH 91 Site Murfreesboro, TN

VISITORS (Last name, first) (Indicate starters with an asterisk)

No.	CAMPBELL COUNTY (28-4)	Total FG FG	Total FG FGA	3-point FG	3-point FGA	FT	FTA	Rebounds Off	Rebounds Def	Rebounds Tot	PF	TP	A	TO	BLK	S	MIN
14	AUDREY ORICK	2	7	1	1	0	0	2	2	4	2	5	2	4	0	2	
22	BECKY HUDSON	1	7	0	0	0	3	2	5	7	1	2	1	8	1	0	
30	JILL COX	2	12	0	3	5	7	1	1	2	2	9	0	3	0	0	
32	CHARLOTTE TIBBS	1	4	0	0	0	1	1	2	3	1	2	0	2	1	0	
50	KIM DERRY	3	8	0	0	4	4	4	3	7	4	10	1	0	0	0	
10	MISTY LINDSAY	0	0	0	0	0	0	0	0	0	0	0	0	1	0	0	
20	MEREDITH MALICOTE	1	2	0	0	1	2	1	2	3	1	3	1	4	0	0	
24	RANDI CHAPMAN	0	1	0	0	1	2	0	0	0	0	1	0	0	0	0	
34	JENNIFER BRAMLEY	0	0	0	0	0	0	0	0	0	1	0	0	0	0	0	
40	STEPHANIE NORMAN	0	0	0	0	0	0	0	0	0	0	0	0	0	0	0	
42	SARAH DAGLEY	2	4	0	0	0	5	3	1	4	2	4	0	1	0	0	
	TEAM REBOUNDS (included in Totals)									1							
	TOTALS	12	45	1	4	11	24	14	16	31	14	36	5	23	2	2	

TOTAL FG%: 1st half .500 (2-20) 2nd half .400 (10-25) Game .260
3-Pt. FG%: 1st half .000 (0-2) 2nd half .500 (1-2) Game .250
FT%: 1st half .360 (4-11) 2nd half .540 (7-13) Game .460
Deadball rebounds 2

HOME (Last name, first) (Indicate starters with an asterisk)

No.	SHELBYVILLE CENTRAL (31-2)	Total FG FG	Total FG FGA	3-point FG	3-point FGA	FT	FTA	Rebounds Off.	Rebounds Def.	Rebounds Tot.	PF	TP	A	TO	BLK	S	MIN
10	TIFFANY WOOSLEY	13	24	2	5	6	7	2	3	5	1	34	4	0	0	4	
11	SHANNON CLAROY	3	4	0	1	3	4	2	2	4	2	9	1	1	0	3	
25	MYRIAH LONERGAN	3	5	0	0	0	0	2	0	2	3	6	2	1	1	0	
44	MICHELLE JOHNSON	10	14	0	0	2	4	6	0	6	2	22	2	0	6	1	
45	ANITA OVERCAST	3	5	0	0	0	0	5	8	13	2	6	0	0	0	0	
12	KELLY CUNNINGHAM	1	1	1	1	0	0	0	0	0	0	3	0	0	0	0	
14	SANDRA AKINS	2	7	0	0	1	2	1	1	2	1	5	0	0	0	3	
22	CHRISTY SMITH	1	3	1	3	2	2	1	3	4	1	5	2	0	0	0	
23	MONIQUE LONERGAN	2	3	0	0	0	0	4	3	7	3	4	2	2	0	2	
24	LISA COOK	0	2	0	0	0	0	1	2	3	1	0	0	1	0	1	
	TEAM REBOUNDS (included in Totals)																
	TOTALS	38	68	4	10	14	19	24	22	46	16	94*	13	5	7	14	

TOTAL FG%: 1st half .531 (17-32) 2nd half .583 (21-36) Game .559
3-Pt. FG%: 1st half .333 (1-3) 2nd half .429 (3-7) Game .400
FT%: 1st half .733 (11-15) 2nd half .750 (3-4) Game .737
Deadball rebounds 2

Technical fouls:
Attendance: 4300 (Est.)
Officials:
* New Tournament Record

SCORE BY PERIODS	1st H.		2nd H.		OT	OT	FINAL
Campbell Co.	4	4	16	12			36
Shelbyville	19	27	29	19			94

OFFICIAL NCAA. BASKETBALL BOX SCORE

Date 14 MARCH Site Murfreesboro, TN

VISITORS (Last name, first) (Indicate starters with an asterisk)

No.	CAMPBELL COUNTY	Total FG FG	Total FG FGA	3-point FG	3-point FGA	FT	FTA	Rebounds Off.	Rebounds Def.	Rebounds Tot.	PF	TP	A	TO	BLK	S	MIN
14	AUDREY ORICK	0	3	0	0	0	0	1	2	3	2	0	1	3	0	2	
22	BECKY HUDSON	1	4	0	0	0	2	2	1	3	1	2	0	4	1	0	
30	JILL COX	0	6	0	2	4	5	0	1	1	2	4	0	2	0	0	
32	CHARLOTTE TIBBS	1	4	0	0	0	1	0	2	2	1	2	0	1	1	0	
50	KIM DERRY	0	3	0	0	0	0	2	2	4	3	0	0	0	0	0	
10	MISTY LINDSAY																
20	MEREDITH MALICOTE	0	0	0	0	0	0	1	0	1	0	0	0	0	0	0	
24	RANDI CHAPMAN																
34	JENNIFER BRAMLEY																
40	STEPHANIE NORMAN																
42	SARAH DAGLEY	0	0	0	0	0	3	1	0	1	0	0	0	1	0	0	
	TEAM REBOUNDS (included in Totals)																
	TOTALS	2	20	0	2	4	11	7	8	15	9	8	1	11	2	2	

TOTAL FG%: 1st half .100 2nd half _____ Game _____

3-Pt. FG%: 1st half .000 2nd half _____ Game _____

FT%: 1st half .360 2nd half _____ Game _____

Deadball rebounds 1

HOME (Last name, first) (Indicate starters with an asterisk)

No.	SHELBYVILLE CENTRAL	Total FG FG	Total FG FGA	3-point FG	3-point FGA	FT	FTA	Rebounds Off.	Rebounds Def.	Rebounds Tot.	PF	TP	A	TO	BLK	S	MIN
10	TIFFANY WOOSLEY	8	15	1	3	6	7	2	2	4	1	23	3	0	0	2	
11	SHANNON CLARDY	2	2	0	0	3	4	2	1	3	1	7	1	1	0	3	
25	MYRIAH LONERGAN	0	2	0	0	0	0	1	0	1	3	0	1	1	0	0	
44	MICHELLE JOHNSON	6	9	0	0	2	4	5	0	5	1	14	2	0	1	1	
45	ANITA OVERCAST	1	2	0	0	0	0	3	7	10	2	2	0	0	0	0	
12	KELLY CUNNINGHAM																
14	SANDRA AKINS	0	1	0	0	0	0	0	1	1	0	0	0	0	0	0	
22	CHRISTY SMITH																
23	MONIQUE LONERGAN	0	1	0	0	0	0	3	2	5	3	0	1	1	0	1	
24	LISA COOK	0	0	0	0	0	0	0	0	0	1	0	0	0	0	0	
	TEAM REBOUNDS (included in Totals)																
	TOTALS	17	32	1	3	11	15	16	13	29	12	46	8	3	1	7	

TOTAL FG%: 1st half .531 2nd half _____ Game _____

3-Pt. FG%: 1st half .333 2nd half _____ Game _____

FT%: 1st half .733 2nd half _____ Game _____

Deadball rebounds 2

Technical fouls: _____

Attendance: _____

Officials: _____

SCORE BY PERIODS	1st H.	2nd H.	OT	OT	Half FINAL
Campbell Co.	4	4			8
Shelbyville	19	27			46

OFFICIAL NCAA® BASKETBALL BOX SCORE Date 3/15/91 Site Murfreesboro, TN

VISITORS (Last name, first) (Indicate starters with an asterisk)

No.	Dyersburg (32-3)	Total FG FG	Total FG FGA	3-point FG	3-point FGA	FT	FTA	Rebounds Off.	Rebounds Def	Rebounds Tot.	PF	TP	A	TO	BLK	S	MIN
32	Trella Thomas	3	6	0	0	6	6	0	1	2	3	12	1	3	0	0	
34	Dora Walton	2	7	0	0	1	2	2	5	7	1	5	1	2	0	0	
51	Jan Holden	0	4	0	3	0	0	0	0	0	1	0	3	4	0	0	
53	Hollie Hudson	5	6	2	2	0	0	0	2	2	1	12	1	2	1	0	
55	Connie Swift	6	10	0	0	4	8	6	9	15	4	16	1	3	1	2	
1	Muzanna Thompson	0	4	0	1	0	0	1	1	2	2	0	2	5	0	0	
10	Christina Anderson	0	2	0	0	0	2	0	1	1	2	0	0	0	0	0	
20	Chastity Messer	0	3	0	0	0	0	0	1	1	1	0	2	1	0	0	
~~24~~	Lauren Long	0	1	0	1	1	2	0	0	0	0	1	0	0	0	0	
30	~~Jeff~~ Melanie Richmon	0	0	0	0	0	0	0	0	1	1	0	0	1	0	0	
42	Sandra Simmons	0	0	0	0	0	0	0	0	0	0	0	0	0	0	0	
50	Misty Fisher	0	1	0	1	0	0	0	1	1	1	0	0	0	0	0	
22	Deanna Fowlkes	0	1	0	0	0	1	1	0	1	0	0	0	1	0	0	
	TEAM REBOUNDS (included in Totals)									2							
	TOTALS	16	45	2	8	12	21	12	21	35	17	46	11	22	2	2	

TOTAL FG%: 1st half .308 (4-13) 2nd half .375 (12-32) Game .356
3-Pt. FG%: 1st half .000 (0-0) 2nd half .250 (2-8) Game .250
FT%: 1st half .700 (7-10) 2nd half .455 (5-11) Game .571
Deadball rebounds 2

HOME (Last name, first) (Indicate starters with an asterisk)

No.	Shelbyville (32-0)	Total FG FG	Total FG FGA	3-point FG	3-point FGA	FT	FTA	Rebounds Off.	Rebounds Def.	Rebounds Tot.	PF	TP	A	TO	BLK	S	MIN
10	Tiffany Woosley	9	27	0	2	4	4	2	1	3	1	22	1	1	0	3	
11	Shannon Clardy	0	3	0	1	0	0	0	0	0	3	0	0	1	0	1	
25	Myriah Lonergan	6	12	0	1	2	2	5	2	7	4	14	4	1	0	2	
44	Michelle Johnson	8	11	0	0	3	6	4	8	12	2	19	0	1	3	0	
45	Anita Overcast	5	7	0	0	3	4	3	4	7	3	13	1	2	0	2	
23	Monique Lonergan	1	1	0	0	0	0	1	1	2	3	2	1	1	0	1	
12	Kelly Cunningham	1	2	0	0	0	0	0	0	0	0	2	0	0	0	0	
14	Sandra Akins	0	2	0	0	0	2	0	0	0	2	0	0	0	0	0	
22	Christy Smith	1	2	0	0	0	2	0	0	0	0	2	0	1	0	1	
24	Lisa Cook	0	0	0	0	0	1	0	2	2	0	0	0	0	0	0	
~~42~~	~~Sandra Simmons~~																
~~50~~	~~Misty Fisher~~																
	Team													1			
	TEAM REBOUNDS (included in Totals)									3							
	TOTALS	31	67	0	4	13	21	15	17	36	18	74	7	9	3	10	

TOTAL FG%: 1st half .459 (17-37) 2nd half .467 (14-30) Game .463
3-Pt. FG%: 1st half .000 (0-2) 2nd half .000 (0-2) Game .000
FT%: 1st half .800 (4-5) 2nd half .500 (8-16) Game .571
Deadball rebounds 2

Technical fouls:
Attendance:
Officials:

SCORE BY PERIODS

	1st H.		2nd H.		OT	OT	FINAL
Dyersburg	5	10	12	19			46
Shelbyville	20	18	20	16			74

NCAA 6649-8/89

OFFICIAL NCAA® BASKETBALL BOX SCORE Date 3/15/91 Site Murfreesboro, TN

VISITORS (Last name, first) (Indicate starters with an asterisk)

No.	Dyersburg	Total FG FG	Total FG FGA	3-point FG	3-point FGA	FT	FTA	Rebounds Off	Rebounds Def	Rebounds Tot	PF	TP	A	TO	BLK	S	MIN
32	Trella Thomas	1	2	0	0	6	6	0	0	0	3	8	0	2	0	0	
34	Dora Walton	1	4	0	0	0	0	2	4	6	0	2	1	2	0	0	
51	Jan Holden	0	0	0	0	0	0	0	0	0	0	0	1	3	0	0	
53	Hollie Hudson	1	1	0	0	6	0	0	0	0	0	2	1	1	1	0	
55	Connie Swift	1	2	0	0	0	2	2	4	6	1	3	0	3	1	0	
11	Muzanna Thompson	0	1	0	0	0	0	0	0	0	1	0	0	4	0	0	
20	Chastity Messer	0	1	0	0	0	0	0	0	0	0	0	0	0	0	0	
24	Lauren Long																
22	Deanna Fowkles																
30	Melaine Richman																
42	Sandra Simmons																
50	Misty Fisher																
10	Christina Anderson	0	2	0	0	0	2	0	1	1	2	0	0	0	0	0	
~~00~~	0																
	TEAM REBOUNDS (included in Totals)									1							
	TOTALS	4	13	0	0	7	10	4	9	14	7	15	3	15	2	0	

TOTAL FG%: 1st half .308 2nd half _____ Game _____ Deadball rebounds 1

3-Pt. FG%: 1st half .000 2nd half _____ Game _____

FT%: 1st half .700 2nd half _____ Game _____

HOME (Last name, first) (Indicate starters with an asterisk)

No.	Shelbyville	Total FG FG	Total FG FGA	3-point FG	3-point FGA	FT	FTA	Rebounds Off.	Rebounds Def.	Rebounds Tot.	PF	TP	A	TO	BLK	S	MIN
10	Tiffany Woosley	5	16	0	1	2	2	1	0	1	0	12	1	0	0	2	
11	Shannon Clardy	0	1	0	0	0	0	0	0	0	2	0	0	1	0	1	
25	Myriah Lonergan	3	8	0	1	2	2	2	1	3	2	8	3	0	0	1	
44	Michelle Johnson	6	8	0	0	0	1	2	3	5	1	12	0	1	2	0	
45	Anita Overcast	2	3	0	0	0	0	2	2	4	1	4	0	0	0	2	
12	Kelly Cunningham												~~0~~	~~1~~	~~0~~	~~0~~	
14	Sandra Akins																
22	Christy Smith																
23	Monique Lonergan	1	1	0	0	0	0	1	0	1	2	2	0	1	0	0	
24	Lisa Cook																
	TEAM REBOUNDS (included in Totals)									1							
	TOTALS	17	37	0	2	4	5	8	6	15	8		4	3	2	6	

TOTAL FG%: 1st half .459 2nd half _____ Game _____ Deadball rebounds 0

3-Pt. FG%: 1st half .000 2nd half _____ Game _____

FT%: 1st half .800 2nd half _____ Game _____

Technical fouls: _____

Attendance: _____

Officials: _____

SCORE BY PERIODS

	1st H.	2nd H.	OT	OT	Half ~~Final~~
Dyersburg	5	10			15
Shelbyville	20	18			38

NCAA 6649-8/89

OFFICIAL NCAA® BASKETBALL BOX SCORE

Date 3/16/91 Site Murfreesboro, TN

VISITORS (Last name, first) (Indicate starters with an asterisk)

No.	Shelbyville	Total FG FG	Total FG FGA	3-point FG	3-point FGA	FT	FTA	Rebounds Off.	Rebounds Def.	Rebounds Tot.	PF	TP	A	TO	BLK	S	MIN
10	Tiffany Wooley	6	15	1	1	7	8	1	2	3	3	20	0	2	0	0	
11	Shannon Clardy	2	4	2	4	0	0	1	1	2	0	6	4	0	0	0	
25	Myriah Lonergan	4	6	0	1	1	2	3	0	3	4	9	4	0	0	0	
44	Michelle Johnson	12	14	0	0	0	0	2	10	12	2	24	0	0	2	2	
45	Anita Overcast	3	5	0	0	0	0	4	4	8	2	6	1	1	0	0	
12	Kelly Cunningham	0	0	0	0	0	0	0	0	0	0	0	0	0	0	0	
14	Sandra Akins	0	0	0	0	0	0	0	0	0	0	0	0	1	0	0	
22	Christy Smith	0	0	0	0	0	0	1	0	1	0	0	0	1	0	0	
23	Monique Lonergan	0	2	0	1	1	2	0	0	0	0	1	0	0	0	0	
24	Lisa Cook	0	0	0	0	0	0	0	0	0	0	0	0	0	0	0	
	TEAM REBOUNDS (included in Totals)									1							
	TOTALS	27	51	3	7	9	12	12	17	30	11	56	9	5	2	2	

TOTAL FG%: 1st half (15-25) .600 2nd half (12-26) .462 Game (27-51) .529

3-Pt. FG%: 1st half (0-1) .000 2nd half (3-6) .500 Game (3-7) .429

FT%: 1st half (5-6) .833 2nd half (4-6) .667 Game (9-12) .750

Deadball rebounds 1

HOME (Last name, first) (Indicate starters with an asterisk)

No.	White Co.	Total FG FG	Total FG FGA	3-point FG	3-point FGA	FT	FTA	Rebounds Off.	Rebounds Def.	Rebounds Tot.	PF	TP	A	TO	BLK	S	MIN
12	Melanie Oakes	1	4	1	4	0	0	2	4	6	1	3	2	2	1	1	
20	Ginger Jared	5	11	3	4	4	4	3	3	6	2	17	4	1	0	0	
32	Lisa Leflwich	2	11	0	4	2	3	0	0	0	4	6	2	0	0	0	
42	Jennifer Willhite	4	14	0	0	4	5	6	1	7	3	12	0	2	0	0	
52	Julie Metcalf	5	10	0	0	0	2	7	1	8	1	10	0	1	0	0	
4	MARY BETH HOLMAN					D	N	P									
10	Christine Hutchings	0	1	0	0	0	0	1	2	3	0	0	1	0	0	0	
14	Crystal MAYNARD					DNP											
22	~~6~~ ANDREA BALDWIN	1	1	0	0	0	0	0	0	0	0	2	0	0	0	0	
34	AMY MOORE	1	2	1	1	0	0	0	0	0	0	3	1	0	0	0	
40	KIM DAILY					DNP											
44	CATHY BLACK	0	0	0	0	~~DNP~~ 0		0	1	1	0	0	0	0	0	0	
50	CHRISTIE CANTRELL					DNP											
54	NANCY WOOD	0	0	0	0	DNP		0	0	0	0	0	0	0	0	0	
	TEAM REBOUNDS (included in Totals)									0							
	TOTALS	19	54	5	13	10	14	19	12	31	11	53	10	6	1	1	

TOTAL FG%: 1st half (6-26) .231 2nd half (13-28) .464 Game (19-54) .352

3-Pt. FG%: 1st half (1-5) .200 2nd half (4-8) .500 Game (5-13) .385

FT%: 1st half (6-8) .750 2nd half (4-6) .667 Game (10-14) .714

Deadball rebounds 1

Technical fouls:

Attendance: 7,800 (EST.) (5,795 PAID)

Officials:

SCORE BY PERIODS	1st H.		2nd H.		OT	OT	FINAL
Shelbyville	13	22	18	13			66
White Co.	10	9	17	17			53

HALF

OFFICIAL NCAA® BASKETBALL BOX SCORE

Date 3/16/91 Site Murfreesboro, TN

VISITORS (Last name, first) (Indicate starters with an asterisk)

No.	Shelbyville	Total FG FG	Total FG FGA	3-point FG	3-point FGA	FT	FTA	Rebounds Off	Rebounds Def	Rebounds Tot	PF	TP	A	TO	BLK	S	MIN
10	Tiffany Wooskey	3	9	0	0	4	4	1	1	2	1	10	0	1	0	0	
11	Shannon Clardy	0	1	0	0	0	0	1	0	1	0	0	1	0	0	0	
25	Myriah Lonergan	1	1	0	0	1	2	2	0	2	1	3	2	0	0	0	
44	Michelle Johnson	9	11	0	0	0	0	2	7	9	1	18	0	0	2	0	
45	Anita Overcast	2	3	0	0	0	0	2	1	3	2	4	0	1	0	0	
12	Kelly Cunningham												0	1	0	0	
14	Sandra Akins	0	0	0	0	0	0	0	0	0	0	0					
22	Christy Smith																
23	Monique Lonergan																
24	Lisa Cook																
	TEAM REBOUNDS (included in Totals)									1							
	TOTALS	15	25	0	1	5	6	8	9	19	5	35					

TOTAL FG%: 1st half 15-25 (.600) 2nd half _____ Game _____

3-Pt. FG%: 1st half 0-1 (.000) 2nd half _____ Game _____

FT%: 1st half 5-6 (.833) 2nd half _____ Game _____

Deadball rebounds 1

HOME (Last name, first) (Indicate starters with an asterisk)

No.	White Co.	Total FG FG	Total FG FGA	3-point FG	3-point FGA	FT	FTA	Rebounds Off.	Rebounds Def.	Rebounds Tot.	PF	TP	A	TO	BLK	S	MIN
12	Melanie Oakes	0	1	0	1	0	0	1	1	2	0	0	1	0	0	0	
20	Ginger Jared	1	5	1	2	0	0	1	1	2	1	3	1	1	0	0	
32	Lisa Leftwich	1	5	0	2	2	3	0	0	0	2	4	0	0	0	0	
42	Jennifer Willhite	2	10	0	0	4	5	5	0	5	2	8	0	2	0	0	
52	Julie Metcalf	2	4	0	0	0	0	2	0	2	1	4	0	0	0	0	
4	MARY BETH HOLMAN												0	0	0	0	
10	Christine Hutchings	0	1	0	0	0	0	1	1	2	0	0	0	0	0	0	
14	CRYSTAL MAYNARD																
22	~~6 [illegible]~~ ANDREA BALDWIN																
34	AMY MOORE	0	0	0	0	0	0	0	0	0	0	0	1	0	0	0	
40	KIM DAILY																
44	CATHY BLACK																
50	CHRISTIE CANTRELL																
54	NANCY WOOD																
	TEAM REBOUNDS (included in Totals)									0							
	TOTALS	6	26	1	5	6	8	10	3	13	6	19					

TOTAL FG%: 1st half 6-26 (.231) 2nd half _____ Game _____

3-Pt. FG%: 1st half 1-5 (.200) 2nd half _____ Game _____

FT%: 1st half 6-8 (.750) 2nd half _____ Game _____

Deadball rebounds 0

Technical fouls: _____

Attendance: _____

Officials: _____

SCORE BY PERIODS	1st H.	2nd H.	OT	OT	HALF
SHELBYVILLE	13	22			35
WHITE COUNTY	10	9			19

NCAA 6648-8/89

1990 Class AAA State Girls' Basketball Tournament

March 14 - March 17, 1990 · Middle Tennessee State University - Murfreesboro

Game 1
Thu. Mar. 15 2:30 PM

Oak Ridge (32-2)	56
Germantown (32-0)	55

Game 2
Thu. Mar. 15 5:30 PM

White Co. (30-4)	59
Glencliff (28-3)	64

Game 3
Thu. Mar. 15 7:00 PM

Beech (24-8)	58
Memphis North Side (27-6)	49

Game 4
Thu. Mar. 15 8:30 PM

Shelbyville (32-0)	61
Sevier Co. (30-4)	55

Game 5
Fri. Mar. 16 7:00 PM

Oak Ridge	42
Glencliff	46

Game 6
Fri. Mar. 16 8:30 PM

Beech	58
Shelbyville	65

Game 7
Sat. Mar. 17 8:00 PM

Glencliff	50
Shelbyville	56

Shelbyville
STATE CHAMPION

AAA Girls.

OFFICIAL NCAA BASKETBALL BOX SCORE 03-15-90 MURFREESBORO
FINAL BOX

VISITORS: SEVIER COUNTY 30-5

NO	PLAYER	FG	FGA	3P	3PA	FT	FTA	OR	DR	TOT	PF	PTS	A	TO	BLK	S	MIN
10	T SIMS	5	13	2	7	0	1	0	1	1	4	12	2	5	0	1	31
14	BROWN	2	3	2	2	0	0	0	2	2	2	6	3	7	0	1	32
34	LAYMON	0	3	0	0	0	0	1	4	5	0	0	0	2	0	1	18
40	TEASTER	5	8	0	0	0	2	0	7	7	5	10	2	1	0	0	21
44	TIMMONS	7	10	0	1	10	11	4	8	12	5	24	3	5	0	0	31
12	SEATON	1	1	0	0	1	1	1	1	2	3	3	1	2	0	1	19
32	V WATSON	0	1	0	0	0	0	1	3	4	1	0	0	2	0	0	8
22	JOSLIN	DNP-															
20	DERRICK	DNP-															
52	CAMERON	DNP-															
30	LAMON	DNP-															
33	PERDUE	DNP-															
15	St COOK	DNP-															
24	BRYAN	DNP-															
	TEAM REBOUNDS							0	0	0							
	TOTALS	20	39	4	10	11	15	7	26	33	20	55	11	25	0	4	160

TOTAL FG %:	1st Half	52.4	2nd Half	50.0	Game	51.3	DEADBALL	
3 PT FG %:	1st Half	50.0	2nd Half	25.0	Game	40.0	REBOUNDS	0
FT %:	1st Half	0.0	2nd Half	84.6	Game	73.3		

Technical Fouls: 0

HOME: SHELBYVILLE 33-0

NO	PLAYER	FG	FGA	3P	3PA	FT	FTA	OR	DR	TOT	PF	PTS	A	TO	BLK	S	MIN
10	WOOSLEY	7	22	0	2	11	15	2	1	3	2	25	0	4	0	2	32
21	CARTWRIGHT	0	3	0	1	0	1	0	0	0	3	0	1	2	0	3	24
23	C WEST	1	2	0	0	4	5	0	5	5	2	6	1	2	0	0	27
33	BATTEN	11	18	0	0	4	4	3	3	6	0	26	1	0	0	2	32
44	M JOHNSON	1	1	0	0	0	0	1	4	5	2	2	0	1	0	1	19
45	OVERCAST	1	1	0	0	0	0	0	2	2	2	2	1	1	0	2	13
24	Li COOK	DNP-															
20	HARGROVE	DNP-															
25	LONERGAN	0	1	0	0	0	0	0	1	1	5	0	3	1	0	0	13
14	AKINS	DNP-															
11	CLARDY	DNP-															
22	C SMITH	DNP-															
	TEAM REBOUNDS							0	0	-1							
	TOTALS	21	48	0	3	19	25	6	16	22	16	61	7	11	0	10	160

TOTAL FG %:	1st Half	40.0	2nd Half	46.4	Game	43.8	DEADBALL	
3 PT FG %:	1st Half	0.0	2nd Half	0.0	Game	0.0	REBOUNDS	1
FT %:	1st Half	75.0	2nd Half	76.5	Game	76.0		

Technical Fouls: 0

OFFICIALS:
RANDY CAGLE
SCOTTY COURTRIG

SCORE BY PERIODS	1	2	OT	OT	OT	FINAL
SEVIER COUNTY	25	30				55
SHELBYVILLE	22	39				61

SCORE BY QUARTERS

SEVIER COUNTY	14	11	19	11
SHELBYVILLE	6	16	16	23

PAID ATTENDANCE: 3,261; TOTAL ATTENDANCE: 6,461
TOURNAMENT PAID ATTENDANCE: 8,522

OFFICIAL NCAA BASKETBALL BOX SCORE 03-15-90 MURFREESBORO
FIRST HALF

VISITORS: SEVIER COUNTY

NO	PLAYER	FG	FGA	3P	3PA	FT	FTA	OR	DR	TOT	PF	PTS	A	TO	BLK	S	MIN
10	T SIMS	1	6	1	3	0	0	0	0	0	1	3	2	2	0	1	15
14	BROWN	2	2	2	2	0	0	0	1	1	1	6	2	3	0	1	16
34	LAYMON	0	1	0	0	0	0	1	1	2	0	0	0	1	0	0	6
40	TEASTER	2	3	0	0	0	1	0	2	2	3	4	2	1	0	0	11
44	TIMMONS	6	8	0	1	0	1	1	5	6	1	12	1	1	0	0	16
12	SEATON	0	0	0	0	0	0	0	1	1	0	0	1	1	0	1	11
24	BRYAN	DNP-															
22	JOSLIN	DNP-															
20	DERRICK	DNP-															
52	CAMERON	DNP-															
30	LAMON	DNP-															
33	PERDUE	DNP-															
15	St COOK	DNP-															
32	V WATSON	0	1	0	0	0	0	0	2	2	1	0	0	1	0	0	5
	TEAM REBOUNDS							0	0	0							
	TOTALS	11	21	3	6	0	2	2	12	14	7	25	8	10	0	3	80

TOTAL FG %: 1st Half 52.4 2nd Half Game 52.4 DEADBALL
3 PT FG %: 1st Half 50.0 2nd Half Game 50.0 REBOUNDS 0
FT %: 1st Half 0.0 2nd Half Game 0.0

Technical Fouls: 0

HOME: SHELBYVILLE

NO	PLAYER	FG	FGA	3P	3PA	FT	FTA	OR	DR	TOT	PF	PTS	A	TO	BLK	S	MIN
10	WOOSLEY	4	10	0	0	4	6	1	0	1	1	12	0	2	0	0	16
21	CARTWRIGHT	0	1	0	0	0	0	0	0	0	1	0	1	2	0	2	13
23	C WEST	1	1	0	0	0	0	0	3	3	1	2	0	1	0	0	13
33	BATTEN	2	6	0	0	2	2	0	1	1	0	6	1	0	0	0	16
44	M JOHNSON	0	0	0	0	0	0	0	3	3	0	0	0	0	0	0	6
45	OVERCAST	1	1	0	0	0	0	0	2	2	0	2	0	1	0	1	8
24	Li COOK	DNP-															
20	HARGROVE	DNP-															
25	LONERGAN	0	1	0	0	0	0	0	1	1	3	0	2	1	0	0	6
14	AKINS	DNP-															
11	CLARDY	DNP-															
22	C SMITH	DNP-															
	TEAM REBOUNDS							0	0	-1							
	TOTALS	8	20	0	0	6	8	1	10	11	6	22	4	7	0	3	80

TOTAL FG %: 1st Half 40.0 2nd Half Game 40.0 DEADBALL
3 PT FG %: 1st Half 0.0 2nd Half Game 0.0 REBOUNDS 1
FT %: 1st Half 75.0 2nd Half Game 75.0

Technical Fouls: 0

OFFICIALS:
RANDY CAGLE
SCOTTY COURTRIG

SCORE BY PERIODS	1	2	OT	OT	OT	FINAL
SEVIER COUNTY	25					25
SHELBYVILLE	22					22

SCORE BY QUARTERS
SEVIER COUNTY 14 11
SHELBYVILLE 6 16
PAID TOURNAMENT ATTENDANCE: 5,261 (3 SESSIONS)

OFFICIAL NCAA BASKETBALL BOX SCORE 03-16-90 MURFREESBORO
FINAL BOX

VISITORS: SHELBYVILLE 34-0

NO	PLAYER	FG	FGA	3P	3PA	FT	FTA	OR	DR	TOT	PF	PTS	A	TO	BLK	S	MIN
10	WOOSLEY	8	17	0	1	12	14	1	3	4	3	28	3	2	0	0	32
21	CARTWRIGHT	3	5	3	5	1	2	1	2	3	4	10	2	4	0	0	22
23	C WEST	3	6	0	0	2	2	3	5	8	4	8	3	2	0	0	32
33	BATTEN	5	9	0	0	1	2	2	0	2	4	11	1	2	0	3	32
45	OVERCAST	0	0	0	0	0	0	0	0	0	3	0	0	0	0	0	3
22	C SMITH	DNP-															
24	Li COOK	DNP-															
20	HARGROVE	DNP-															
25	LONERGAN	0	2	0	0	1	2	1	1	2	1	1	0	1	0	0	10
14	AKINS	DNP-															
11	CLARDY	DNP-															
44	M JOHNSON	2	3	0	0	3	4	1	4	5	2	7	0	0	2	0	29
	TEAM REBOUNDS							1	0	0							
	TOTALS	21	42	3	6	20	26	10	15	25	21	65	9	11	2	3	160

TOTAL FG %: 1st Half 42.9 2nd Half 57.1 Game 50.0 DEADBALL
3 PT FG %: 1st Half 66.7 2nd Half 33.3 Game 50.0 REBOUNDS 1
FT %: 1st Half 68.8 2nd Half 90.0 Game 76.9

Technical Fouls: 0

HOME: BEECH 25-9

NO	PLAYER	FG	FGA	3P	3PA	FT	FTA	OR	DR	TOT	PF	PTS	A	TO	BLK	S	MIN
25	SCHELL	1	5	0	0	3	4	1	3	4	5	5	5	1	0	0	23
33	McMILLAN	2	5	0	0	3	3	3	1	4	2	7	0	1	0	0	32
34	PAGE	4	8	0	1	4	6	1	1	2	4	12	0	1	1	0	22
35	BURWELL	4	6	3	4	5	8	1	2	3	4	16	1	4	1	0	27
45	SCOTT	7	11	0	0	4	4	3	8	11	1	18	2	1	0	1	32
14	HICKERSON	1	4	1	2	0	0	1	0	1	1	3	0	2	0	0	19
22	BROWN	0	0	0	0	0	0	0	0	0	1	0	0	3	0	0	4
20	BURNETTE	0	0	0	0	0	0	0	1	1	0	0	0	0	0	0	1
11	COWAN	DNP-															
44	COTHRON	DNP-															
50	S ROBINSON	DNP-															
43	K THOMPSON	DNP-															
	TEAM REBOUNDS							0	0	-1							
	TOTALS	19	39	4	7	19	25	10	16	26	18	61	8	13	2	1	160

TOTAL FG %: 1st Half 50.0 2nd Half 48.0 Game 48.7 DEADBALL
3 PT FG %: 1st Half 100.0 2nd Half 50.0 Game 57.1 REBOUNDS 1
FT %: 1st Half 69.2 2nd Half 83.3 Game 76.0

Technical Fouls: 1

OFFICIALS:
COURTNEY ERICKS
KENNETH EVERETT

SCORE BY PERIODS	1	2	OT	OT	OT	FINAL
SHELBYVILLE	31	34				65
BEECH	24	37				61

SCORE BY QUARTERS

SHELBYVILLE	16	15	15	19
BEECH	12	12	14	23

PAID ATTENDANCE: 4,312 TOTAL ATTENDANCE: 6,512
TOURNAMENT PAID ATTENDANCE: 15,174 (6 SESSIONS)
TECHNICAL FOULS: BEECH (EXCESSIVE TIMEOUTS)

OFFICIAL NCAA BASKETBALL BOX SCORE 03-16-90 MURFREESBORO
END OF FIRST HALF

VISITORS: SHELBYVILLE

NO	PLAYER	FG	FGA	3P	3PA	FT	FTA	OR	DR	TOT	PF	PTS	A	TO	BLK	S	MIN
10	WOOSLEY	4	10	0	1	5	6	1	2	3	2	13	3	2	0	0	16
21	CARTWRIGHT	2	2	2	2	1	2	1	1	2	2	7	1	4	0	0	10
23	C WEST	0	1	0	0	2	2	1	3	4	2	2	0	1	0	0	16
33	BATTEN	3	6	0	0	1	2	2	0	2	2	7	0	1	0	2	16
45	OVERCAST	0	0	0	0	0	0	0	0	0	3	0	0	0	0	0	3
22	C SMITH	DNP-															
24	Li COOK	DNP-															
20	HARGROVE	DNP-															
25	LONERGAN	0	2	0	0	1	2	1	1	2	0	1	0	1	0	0	6
14	AKINS	DNP-															
11	CLARDY	DNP-															
44	M JOHNSON	0	0	0	0	1	2	0	2	2	0	1	0	0	1	0	13
	TEAM REBOUNDS							1	0	0							
	TOTALS	9	21	2	3	11	16	7	9	16	11	31	4	9	1	2	80

TOTAL FG %: 1st Half 42.9 2nd Half Game 42.9 DEADBALL
3 PT FG.%: 1st Half 66.7 2nd Half Game 66.7 REBOUNDS 1
FT %: 1st Half 68.8 2nd Half Game 68.8

Technical Fouls: 0

HOME: BEECH

NO	PLAYER	FG	FGA	3P	3PA	FT	FTA	OR	DR	TOT	PF	PTS	A	TO	BLK	S	MIN
25	SCHELL	0	2	0	0	3	4	0	2	2	4	3	3	1	0	0	12
33	McMILLAN	2	3	0	0	1	1	1	1	2	0	5	0	1	0	0	16
34	PAGE	1	2	0	0	0	0	0	0	0	3	2	0	1	1	0	6
35	BURWELL	1	1	0	0	1	4	0	1	1	3	3	0	3	1	0	15
45	SCOTT	2	4	0	0	4	4	0	4	4	1	8	2	0	0	0	16
14	HICKERSON	1	2	1	1	0	0	0	0	0	0	3	0	2	0	0	10
22	BROWN	0	0	0	0	0	0	0	0	0	1	0	0	3	0	0	4
20	BURNETTE	0	0	0	0	0	0	0	1	1	0	0	0	0	0	0	1
11	COWAN	DNP-															
44	COTHRON	DNP-															
50	S ROBINSON	DNP-															
43	K THOMPSON	DNP-															
	TEAM REBOUNDS							0	0	-1							
	TOTALS	7	14	1	1	9	13	1	9	10	12	24	5	11	2	0	80

TOTAL FG %: 1st Half 50.0 2nd Half Game 50.0 DEADBALL
3 PT FG %: 1st Half 100.0 2nd Half Game 100.0 REBOUNDS 1
FT %: 1st Half 69.2 2nd Half Game 69.2

Technical Fouls: 0

OFFICIALS:
COURTNEY ERICKS
KENNETH EVERETT

SCORE BY PERIODS 1 2 OT OT OT FINAL
SHELBYVILLE 31 31
BEECH 24 24

SCORE BY QUARTERS
SHELBYVILLE 16 15
BEECH 12 12
TOURNAMENT PAID ATTENDANCE: 10,862 (5 SESSIONS)

OFFICIAL NCAA BASKETBALL BOX SCORE 03-17-90 MURFREESBORO
FINAL BOX

VISITORS: SHELBYVILLE 35-0

NO	PLAYER	FG	FGA	3P	3PA	FT	FTA	OR	DR	TOT	PF	PTS	A	TO	BLK	S	MIN
10	WOOSLEY	6	14	1	3	15	16	0	0	0	2	28	2	2	0	1	32
21	CARTWRIGHT	3	8	3	8	0	0	1	1	2	2	9	1	2	0	0	32
23	C WEST	2	4	0	0	0	0	4	5	9	1	4	3	1	0	0	32
33	BATTEN	4	9	0	0	3	8	2	2	4	3	11	3	3	0	2	32
44	M JOHNSON	1	2	0	0	0	0	1	4	5	1	2	1	0	1	0	22
45	OVERCAST	0	1	0	0	2	2	0	0	0	1	2	0	0	0	0	10
24	Li COOK	DNP-															
20	HARGROVE	DNP-															
25	LONERGAN	DNP-															
14	AKINS	DNP-															
11	CLARDY	DNP-															
22	C SMITH	DNP-															
	TEAM REBOUNDS							0	2	-2							
	TOTALS	16	38	4	11	20	26	8	14	22	10	56	10	8	1	3	160

TOTAL FG %:	1st Half	36.4	2nd Half	50.0	Game	42.1	DEADBALL
3 PT FG %:	1st Half	25.0	2nd Half	66.7	Game	36.4	REBOUNDS 4
FT %:	1st Half	80.0	2nd Half	75.0	Game	76.9	

Technical Fouls: 0

HOME: GLENCLIFF 30-4

NO	PLAYER	FG	FGA	3P	3PA	FT	FTA	OR	DR	TOT	PF	PTS	A	TO	BLK	S	MIN
10	ALDRIDGE	4	14	2	8	0	0	1	3	4	4	10	2	2	0	2	32
22	T ROBINSON	7	11	0	0	0	0	2	2	4	4	14	3	1	0	0	32
32	CRAWLEY	3	7	0	0	1	2	0	2	2	4	7	3	4	1	0	32
42	T MARTIN	4	5	0	0	1	2	2	3	5	3	9	3	6	0	1	32
54	LAVENDER	5	7	0	0	0	0	4	6	10	2	10	1	1	1	0	32
50	WILLINGHAM	DNP-															
52	DYE	DNP-															
44	S WILSON	DNP-															
34	BUFORD	DNP-															
40	V RICHARDSON	DNP-															
30	LEECH	DNP-															
20	N TAYLOR	DNP-															
	TEAM REBOUNDS							0	0	0							
	TOTALS	23	44	2	8	2	4	9	16	25	17	50	12	14	2	3	160

TOTAL FG %:	1st Half	50.0	2nd Half	54.5	Game	52.3	DEADBALL
3 PT FG %:	1st Half	40.0	2nd Half	0.0	Game	25.0	REBOUNDS 0
FT %:	1st Half	0.0	2nd Half	66.7	Game	50.0	

Technical Fouls: 1

OFFICIALS:
RANDY CAGLE
LEON RASH

SCORE BY PERIODS	1	2	OT	OT	OT	FINAL
SHELBYVILLE	26	30				56
GLENCLIFF	24	26				50

SCORE BY QUARTERS

SHELBYVILLE	12	14	12	18
GLENCLIFF	11	13	8	18

PAID ATTENDANCE: 6.012; TOTAL ATTENDANCE: 8.212
TOURNAMENT PAID ATTENDANCE: 21.135
TOURNAMENT TOTAL ATTENDANCE: 40.535

OFFICIAL NCAA BASKETBALL BOX SCORE 03-17-90 MURFREESBORO
FIRST HALF

VISITORS: SHELBYVILLE

NO	PLAYER	FG	FGA	3P	3PA	FT	FTA	OR	DR	TOT	PF	PTS	A	TO	BLK	S	MIN
10	WOOSLEY	3	7	1	3	6	6	0	0	0	0	13	0	0	0	0	16
21	CARTWRIGHT	1	5	1	5	0	0	1	0	1	1	3	0	1	0	0	16
23	C WEST	0	2	0	0	0	0	4	2	6	1	0	2	1	0	0	16
33	BATTEN	4	7	0	0	0	2	0	2	2	0	8	1	1	0	1	16
44	M JOHNSON	0	1	0	0	0	0	0	3	3	1	0	1	0	1	0	16
45	OVERCAST	DNP-															
24	Li COOK	DNP-															
20	HARGROVE	DNP-															
25	LONERGAN	DNP-															
14	AKINS	DNP-															
11	CLARDY	DNP-															
22	C SMITH	DNP-															
	TEAM REBOUNDS							0	0	-1							
	TOTALS	8	22	2	8	8	10	5	7	12	4	26	4	3	1	1	80

TOTAL FG %:	1st Half	36.4	2nd Half		Game	36.4	DEADBALL
3 PT FG %:	1st Half	25.0	2nd Half		Game	25.0	REBOUNDS 1
FT %:	1st Half	80.0	2nd Half		Game	80.0	

Technical Fouls: 0

HOME: GLENCLIFF

NO	PLAYER	FG	FGA	3P	3PA	FT	FTA	OR	DR	TOT	PF	PTS	A	TO	BLK	S	MIN
10	ALDRIDGE	3	6	2	5	0	0	0	3	3	2	8	1	1	0	1	16
22	T ROBINSON	2	4	0	0	0	0	1	1	2	2	4	1	1	0	0	16
32	CRAWLEY	2	5	0	0	0	1	0	1	1	2	4	2	1	0	0	16
42	T MARTIN	2	3	0	0	0	0	1	2	3	1	4	2	4	0	0	16
54	LAVENDER	2	4	0	0	0	0	3	3	6	1	4	0	1	0	0	16
50	WILLINGHAM	DNP-															
52	DYE	DNP-															
44	S WILSON	DNP-															
34	BUFORD	DNP-															
40	V RICHARDSON	DNP-															
30	LEECH	DNP-															
20	N TAYLOR	DNP-															
	TEAM REBOUNDS							0	0	0							
	TOTALS	11	22	2	5	0	1	5	10	15	8	24	6	8	0	1	80

TOTAL FG %:	1st Half	50.0	2nd Half		Game	50.0	DEADBALL
3 PT FG %:	1st Half	40.0	2nd Half		Game	40.0	REBOUNDS 0
FT %:	1st Half	0.0	2nd Half		Game	0.0	

Technical Fouls: 0

OFFICIALS:
RANDY CAGLE
LEON RASH

SCORE BY PERIODS	1	2	OT	OT	OT	FINAL
SHELBYVILLE	26					26
GLENCLIFF	24					24

SCORE BY QUARTERS
SHELBYVILLE 12 14
GLENCLIFF 11 13
PAID TOURNAMENT ATTENDANCE: 15,174 (6 SESSIONS)

1989 Class AAA State Girls' Basketball Tournament

March 8 - March 11, 1989 · Middle Tennessee State University - Murfreesboro

Memphis North Side (31-5) 42

Game 1
Thu. Mar. 9 2:30 PM

Oak Ridge (33-2) 81

Morristown West (24-6) 42

Game 2
Thu. Mar. 9 5:30 PM

Mt. Juliet (24-10) 46

Shelbyville (33-0) 77

Game 3
Thu. Mar. 9 7:00 PM

Collierville (28-7) 51

Bradley Central (31-1) 53

Game 4
Thu. Mar. 9 8:30 PM

Beech (25-6) 66

Oak Ridge 39

Game 5
Fri. Mar. 10 7:00 PM

Mt. Juliet 36

Shelbyville 55

Game 6
Fri. Mar. 10 8:30 PM

Beech 35

Oak Ridge 47

Game 7
Sat. Mar. 11 8:00 PM

Shelbyville 55

Shelbyville

STATE CHAMPION

OFFICIAL NCAA BASKETBALL BOX SCORE

VISITORS (Last Name, First) FINAL Date 3/9/89 Site Murfreesboro, Tenn.

No.	Collierville		Total FG FG	Total FG FGA	3-point FG	3-point FGA	FT	FTA	Rebounds Off	Rebounds Def	Rebounds Tot	PF	TP	A	TO	BLK	S	MIN
11	Teresa Chiozza	f	1	4	0	0	0	0	1	1	2	1	2	1	6	0	1	
13	Gwen Horner	f	3	10	0	0	2	2	1	2	3	4	8	1	2	0	0	
15	Nikki McCray	c	5	16	0	1	2	4	4	6	10	3	12	2	1	0	2	
21	Chaundrae Hasty	g	7	10	0	0	3	5	0	2	2	1	17	1	3	0	1	
35	Tricia Phelps	g	4	7	0	0	0	1	2	3	5	2	8	0	2	1	0	
5	Julie Gatlin																	
23	Pam McDaniels																	
25	Mary Chiozza		0	1	0	0	2	2	0	0	0	1	2	0	0	0	0	
31	Christie Davis		0	0	0	0	0	0	0	0	0	0	0	0	0	0	0	
33	Nicole Carole																	
41	Alexa Camacho		0	0	0	0	0	0	0	0	0	0	0	0	0	0	0	
43	Jennifer Anderson																	
45	Jennifer Ford		0	0	0	0	0	0	0	1	1	1	0	0	1	0	0	
51 55	Rosamio Bamboa Tiffany Dearman		1	1	0	0	0	0	0	0	0	0	2	0	0	0	0	
	TEAM REBOUNDS (included in Totals)										3							
	TOTALS		21	49	0	1	9	14	8	15	26	13	51	5	15	1	4	

TOTAL FG %: 1st Half .423 (11-26) 2nd Half .434 (10-23) Game .428

3-Pt. FG %: 1st Half .000 (0-1) 2nd Half — Game .000

FT %: 1st Half 1.000 (3-3) 2nd Half .545 (6-11) Game .642

Deadball Rebounds 2

HOME (Last Name, First)

No.	Shelbyville		Total FG FG	Total FG FGA	3-point FG	3-point FGA	FT	FTA	Rebounds Off	Rebounds Def	Rebounds Tot	PF	TP	A	TO	BLK	S	MIN
10	Tiffany Woosley	f	3	12	1	7	0	0	0	0	0	1	7	3	5	0	1	
14	Misty Lamb	f	14	16	0	0	7	7	0	6	6	0	35	0	1	1	1	
33	Sherry Batten	c	3	4	0	0	0	0	4	3	7	4	6	0	0	0	0	
34	Mitzi Rice	g	10	20	2	4	1	2	2	4	6	1	23	7	2	0	0	
35	Lynda Motes	g	0	0	0	0	0	0	0	2	2	2	0	3	2	0	1	
21	Kasey Cartwright		0	0	0	0	0	2	0	0	0	1	0	1	1	0	0	
22	Angie Mullins		0	0	0	0	0	0	0	0	0	0	0	0	0	0	0	
23	Christy West		0	0	0	0	0	0	0	0	0	1	0	0	0	0	0	
24	Lisa Cook																	
25	Myriah Lonergan																	
44	Michelle Johnson		1	2	0	0	0	1	2	3	5	4	2	2	0	0	2	
45	Anita Overcast		2	2	0	0	0	0	0	1	1	0	4	0	0	0	0	
	TEAM REBOUNDS (included in Totals)										1							
	TOTALS		33	56	3	11	8	12	8	19	28	14	77	16	11	1	5	

TOTAL FG %: 1st Half .556 (15-27) 2nd Half .621 (18-29) Game .589

3-Pt. FG %: 1st Half .222 (2-9) 2nd Half .500 (1-2) Game .273

FT %: 1st Half 1.000 (4-4) 2nd Half .500 (4-8) Game .667

Deadball Rebounds 1

OFFICIALS:

Technical Fouls:

Att. 3012 (9,775 - 4 Sessions)

SCORE BY PERIODS	1st H.	2nd H.	OT	OT	FINAL
Collierville	8-17	12-14			51
Shelbyville	18-18	18-23			77

OFFICIAL NCAA BASKETBALL BOX SCORE

Date 3/9/89 Site Murfreesboro, Tenn.

VISITORS (Last Name, First)

No.	Collierville		Total FG FG	Total FG FGA	3-point FG	3-point FGA	FT	FTA	Rebounds Off	Rebounds Def	Rebounds Tot	PF	TP	A	TO	BLK	S	MIN
11	Teresa Chiozza	f	1	1	0	0	0	0	0	1	1	0	2	0	3	0	0	
13	Gwen Horner	f	2	7	0	0	2	2	1	1	2	1	6	1	1	0	0	
15	Nikki McCray	c	4	11	0	1	1	1	2	4	6	1	9	1	0	0	1	
21	Chaundrae Hasty	g	3	5	0	0	0	0	0	1	1	1	6	0	3	0	0	
35	Tricia Phelps	g	1	2	0	0	0	0	0	2	2	1	2	0	1	0	0	
5	Julie Gatlin																	
23	Pam McDaniels																	
25	Mary Chiozza																	
31	Christie Davis																	
33	Nicole Carole																	
41	Alexa Camacho																	
43	Jennifer Anderson																	
45	Jennifer Ford																	
51	Rosamio Gamboa																	
55	Tiffany Dearman																	
	TEAM REBOUNDS (included in Totals)										2							
	TOTALS		11	26	0	1	3	3	3	9	14	4	25	2	8	0	1	

TOTAL FG %: 1st Half .423 2nd Half ____ Game ____

3-Pt. FG %: 1st Half .000 2nd Half ____ Game ____

FT %: 1st Half 1.000 2nd Half ____ Game ____

Deadball Rebounds 0

HOME (Last Name, First)

No.	Shelbyville		Total FG FG	Total FG FGA	3-point FG	3-point FGA	FT	FTA	Rebounds Off	Rebounds Def	Rebounds Tot	PF	TP	A	TO	BLK	S	MIN
10	Tiffany Woosley	f	2	7	1	6	0	0	0	0	0	0	5	1	2	0	0	
14	Misty Lamb	f	7	8	0	0	4	4	0	4	4	0	18	0	0	0	0	
33	Sherry Batten	c	1	1	0	0	0	0	1	2	3	2	2	0	0	0	0	
34	Mitzi Rice	g	5	11	1	3	0	0	0	2	2	0	11	3	0	0	0	
35	Lynda Motes	g	0	0	0	0	0	0	0	1	1	1	0	3	1	0	0	
21	Kasey Cartwright		0	0	0	0	0	0	0	0	0	0	0	0	1	0	0	
22	Angie Mullins																	
23	Christy West		0	0	0	0	0	0	0	0	0	1	0	0	0	0	0	
24	Lisa Cook																	
25	Myriah Lonergan																	
44	Michelle Johnson		0	0	0	0	0	0	0	1	1	2	0	0	0	0	1	
45	Anita Overcast																	
	TEAM REBOUNDS (included in Totals)										1							
	TOTALS		15	27	2	9	4	4	1	10	12	6	36	7	4	0	1	

TOTAL FG %: 1st Half .556 2nd Half ____ Game ____

3-Pt. FG %: 1st Half .222 2nd Half ____ Game ____

FT %: 1st Half 1.000 2nd Half ____ Game ____

Deadball Rebounds 0

OFFICIALS: ____

Technical Fouls: ____

SCORE BY PERIODS	1st H.	2nd H.	OT	OT	FINAL
Collierville	8-17				
Shelbyville	18-18				

OFFICIAL NCAA BASKETBALL BOX SCORE

VISITORS (Last Name, First) Date 3/10/89 Site MURFREESBORO, TENN.

No.	BEECH		Total FG FG	Total FG FGA	3-point FG	3-point FGA	FT	FTA	Rebounds Off	Rebounds Def	Rebounds Tot	PF	TP	A	TO	BLK	S	MIN
14	CHANDRA DYCUS	f	2	8	0	0	6	8	3	1	4	4	10	1	3	0	0	
22	LESLIE KEMP	f	0	3	0	0	0	0	0	1	1	2	0	1	4	0	0	
34	MONICA PAGE	c	3	5	1	2	0	1	0	0	0	2	7	1	3	0	4	
35	KATHY SCOTT	g	5	11	0	0	3	5	4	8	12	3	13	0	4	0	1	
45	LIBBY BURWELL	g	0	1	0	1	2	2	0	1	1	1	2	0	3	0	1	
11	DANA HENDERSON		0	1	0	1	2	2	1	0	1	0	2	0	0	0	0	
20	CARRI PORTER		0	0	0	0	0	0	0	0	0	0	0	0	0	0	0	
25	DAPHNE SCHELL		0	2	0	1	1	2	0	1	1	0	1	0	2	0	0	
35	BECKY MCMILLAN		0	0	0	0	0	0	0	2	2	0	0	0	0	0	0	
44	NATALIE BROWN		0	1	0	1	0	0	0	0	0	0	0	0	1	0	0	
50	CARA SCHMIDT		0	0	0	0	0	0	0	0	0	0	0	0	0	0	0	
	TEAM REBOUNDS (included in Totals)										2							
	TOTALS		10	32	1	6	14	20	8	14	24	12	35	3	20	0	6	

TOTAL FG %: 1st Half .333(4-12) 2nd Half .300(6-20) Game .313

3-Pt. FG %: 1st Half .000(0-1) 2nd Half .200(1-5) Game .166

FT %: 1st Half .750(3-4) 2nd Half .688(11-16) Game .700

Deadball Rebounds 3

HOME (Last Name, First)

No.	SHELBYVILLE CENTRAL		Total FG FG	Total FG FGA	3-point FG	3-point FGA	FT	FTA	Rebounds Off	Rebounds Def	Rebounds Tot	PF	TP	A	TO	BLK	S	MIN
10	TIFFANY WOOSLEY	f	7	12	0	0	3	4	1	0	1	1	17	0	4	0	1	
14	MISTY LAMB	f	5	7	0	0	0	0	3	2	5	4	10	0	1	0	0	
33	SHERRY BATTEN	c	3	6	0	0	2	2	3	6	9	4	8	1	1	0	1	
34	MITZI RICE	g	3	11	0	1	2	2	0	3	3	3	8	2	3	0	2	
35	LYNDA MOTES	g	1	3	0	0	2	4	1	1	2	2	4	0	3	0	0	
21	KASEY CARTWRIGHT		0	1	0	0	0	0	0	0	0	0	0	0	0	0	0	
22	ANGIE MULLINS		1	1	0	0	0	0	1	0	1	0	2	0	0	0	0	
23	CHRISTY WEST		1	3	0	0	0	1	0	1	1	1	2	0	0	0	0	
24	LISA COOK		0	0	0	0	0	0	0	0	0	0	0	0	0	0	0	
25	MYRIAH CONGRGAN		0	0	0	0	0	0	0	0	0	0	0	1	0	0	0	
44	MICHELLE JOHNSON		2	3	0	0	0	1	2	1	3	0	4	1	0	1	2	
45	ANITA OVERCAST		0	1	0	0	0	0	1	0	1	1	0	0	0	0	0	
			23	48														
	TEAM REBOUNDS (included in Totals)										1							
	TOTALS		23	48	0	1	9	14	12	14	27	16	55	5	12	1	6	

TOTAL FG %: 1st Half .542(13-24) 2nd Half .417(10-24) Game .479

3-Pt. FG %: 1st Half .000(0-1) 2nd Half — Game .000

FT %: 1st Half .875(7-8) 2nd Half .333(2-6) Game .643

Deadball Rebounds 1

OFFICIALS:

Technical Fouls:

ATTENDANCE – 6,211 (17,768 – 6 SESSIONS)

SCORE BY PERIODS	1st H.	2nd H.	OT	OT	FINAL
BEECH	6-5	13-11			35
SHELBYVILLE	11-22	11-11			55

OFFICIAL NCAA BASKETBALL BOX SCORE

VISITORS (Last Name, First) Date 3/10/89 Site Murfreesboro, Tenn.

No.	Beech		Total FG FG	Total FG FGA	3-point FG	3-point FGA	FT	FTA	Rebounds Off	Rebounds Def	Rebounds Tot	PF	TP	A	TO	BLK	S	MIN
14	Chandra Dycus	f	1	3	0	0	2	2	2	0	2	1	4	1	3	0	0	
22	Leslie Kemp	f	0	1	0	0	0	0	0	1	1	2	0	0	3	0	0	
34	Monica Page	c	0	0	0	0	0	0	0	0	0	1	0	0	2	0	1	
35	Kathy Scott	g	3	7	0	0	0	0	1	2	3	2	6	0	2	0	0	
45	Gibby Burwell	g	0	1	0	1	0	0	0	1	1	1	0	0	2	0	1	
11	Dana Heckerson																	
20	Carri Porter																	
25	Daphne Schell		0	0	0	0	1	2	0	0	0	0	1	0	1	0	0	
33	Becky McMellan		0	0	0	0	0	0	0	0	0	0	0	0	0	0	0	
44	Natalie Brown																	
50	Cara Schmidt																	
	TEAM REBOUNDS (included in Totals)										0							
	TOTALS		4	12	0	1	3	4	3	4	7	7	11	1	13	0	2	

TOTAL FG %: 1st Half .333 2nd Half ____ Game ____
3-Pt. FG %: 1st Half .000 2nd Half ____ Game ____
FT %: 1st Half .750 2nd Half ____ Game ____

Deadball Rebounds 1

HOME (Last Name, First)

No.	Shelbyville Central		Total FG FG	Total FG FGA	3-point FG	3-point FGA	FT	FTA	Rebounds Off	Rebounds Def	Rebounds Tot	PF	TP	A	TO	BLK	S	MIN
10	Tiffany Woosley	f	5	6	0	0	2	2	1	0	1	0	12	0	1	0	1	
14	Misty Lamb	f	4	6	0	0	0	0	3	1	4	2	8	0	1	0	0	
33	Sherry Batten	c	1	3	0	0	2	2	2	3	5	0	4	1	1	0	1	
34	Misti Rice	g	2	7	0	1	2	2	0	1	1	2	6	0	1	0	2	
35	Lynda Motes	g	1	2	0	0	1	2	1	0	1	1	3	0	2	0	0	
21	Kasey Cartwright																	
22	Angie Mullins																	
23	Christy West																	
24	Lisa Cook																	
25	Myriah Lonergan																	
44	Michelle Johnson		0	0	0	0	0	0	0	0	0	0	0	0	0	0	0	
45	Anita Overcast																	
	TEAM REBOUNDS (included in Totals)										0							
	TOTALS		13	24	0	1	7	8	7	5	12	5	33	1	6	0	4	

TOTAL FG %: 1st Half .542 2nd Half ____ Game ____
3-Pt. FG %: 1st Half .000 2nd Half ____ Game ____
FT %: 1st Half .875 2nd Half ____ Game ____

Deadball Rebounds 1

OFFICIALS: ____

Technical Fouls: ____

ATTENDANCE - 6,211 (17,768 - 6 sessions)

SCORE BY PERIODS	1st H.	2nd H.	OT	OT	FINAL
Beech	6-5				
Shelbyville	11-22				

OFFICIAL NCAA BASKETBALL BOX SCORE Class AAA Championship - Final

Date 3/14/87 Site Murfreesboro, Tenn.

VISITORS (Last Name, First)

No.	Shelbyville (36-0)		Total FG FG	Total FG FGA	3-point FG	3-point FGA	FT	FTA	Rebounds Off	Rebounds Def	Rebounds Tot	PF	TP	A	TO	BLK	S	MIN
10	Tiffany Woosley	f	3	9	0	1	8	11	0	0	0	3	14	2	2	0	3	
14	Misty Combs	f	5	6	0	0	0	1	0	8	8	4	10	1	2	1	0	
33	Sherry Batten	c	6	10	0	0	4	4	2	4	6	1	16	0	0	0	2	
34	Mistie Rice	g	4	12	0	1	3	3	1	3	4	2	11	5	4	0	1	
35	Lynn Mores	g	1	2	0	0	0	1	0	0	0	1	2	1	2	0	0	
23	Christy West		1	3	0	0	0	0	0	0	0	0	2	0	0	0	0	
	TEAM REBOUNDS (included in Totals)										4							
	TOTALS		20	42	0	2	15	20	3	15	22	11	55	9	10	1	6	

TOTAL FG %: 1st Half .458 (11-24) 2nd Half .500 (5-18) Game .476

3-Pt. FG %: 1st Half .000 (0-1) 2nd Half .000 (0-1) Game .000

FT %: 1st Half .900 (9-10) 2nd Half .600 (6-10) Game .750

Deadball Rebounds 0

HOME (Last Name, First)

No.	Oak Ridge (35-3)		Total FG FG	Total FG FGA	3-point FG	3-point FGA	FT	FTA	Rebounds Off	Rebounds Def	Rebounds Tot	PF	TP	A	TO	BLK	S	MIN
12	Sherye Rainey	f	1	4	1	3	0	0	2	0	2	3	3	0	5	0	0	
22	Kim Hunter	f	2	6	0	0	2	2	2	8	10	3	6	0	2	0	1	
32	Nikki Caldwell	c	3	10	1	3	0	0	0	1	1	3	7	4	2	0	1	
52	Tammy Dendas	g	7	17	0	1	1	2	4	6	10	3	15	2	4	1	2	
54	Cynthia Dunnigan	g	6	15	0	0	1	2	7	5	12	2	13	0	5	1	0	
10	Kellie Vaughn		0	0	0	0	0	1	0	0	0	0	0	0	0	0	0	
30	Amy Hurst		1	2	1	1	0	0	0	0	0	3	3	0	0	0	0	
	TEAM REBOUNDS (included in Totals)										2							
	TOTALS		20	54	3	8	4	7	15	20	37	17	47	6	18	2	4	

TOTAL FG %: 1st Half .208 (5-24) 2nd Half .500 (15-30) Game .370

3-Pt. FG %: 1st Half .000 (0-2) 2nd Half .500 (3-6) Game .375

FT %: 1st Half .600 (3-5) 2nd Half .500 (1-2) Game .571

Deadball Rebounds 0

OFFICIALS: Jerry Carpenter, Leslie Jones

Technical Fouls:

Attendance 7,010 (24,778 - 7 sessions)

SCORE BY PERIODS	1st H.	2nd H.	OT	OT	FIN
Shelbyville	13-18	12-12			55
Oak Ridge	9-9	10-24			47

Copyright 1987 National Collegiate Athletic Association

OFFICIAL NCAA BASKETBALL BOX SCORE Class AAA Championship - Halftime

VISITORS (Last Name, First) Date 3/11/89 Site Murfreesboro, Tenn.

No.	Shelbyville		Total FG FG	Total FG FGA	3-point FG	3-point FGA	FT	FTA	Rebounds Off	Rebounds Def	Rebounds Tot	PF	TP	A	TO	BLK	S	MI
10	Tiffany Woosley	f	2	5	0	0	4	4	0	0	0	2	8	1	0	0	2	
14	Misty Lamb	f	3	4	0	0	0	1	0	6	6	2	6	0	1	1	0	
33	Sherry Batten	c	2	5	0	0	2	2	2	1	3	0	6	0	0	0	1	
34	Mitzi Rice	g	2	8	0	1	3	3	0	2	2	1	7	2	1	0	1	
35	Lynda Motes	g	1	1	0	0	0	0	0	0	0	1	2	0	1	0	0	
23	Christy West		1	1	0	0	0	0	0	0	0	0	2	0	0	0	0	
	TEAM REBOUNDS (included in Totals)										1							
	TOTALS		11	24	0	1	9	10	2	9	12	6	31	3	3	1	4	

TOTAL FG %: 1st Half .458 2nd Half ____ Game ____ Deadball Rebounds 0

3-Pt. FG %: 1st Half .000 2nd Half ____ Game ____

FT %: 1st Half .900 2nd Half ____ Game ____

HOME (Last Name, First)

No.	Oak Ridge		Total FG FG	Total FG FGA	3-point FG	3-point FGA	FT	FTA	Rebounds Off	Rebounds Def	Rebounds Tot	PF	TP	A	TO	BLK	S	M
12	Sheryl Ramsey	f	0	1	0	1	0	0	1	0	1	2	0	0	4	0	0	
22	Kim Hunter 10 Woosley	f	1	3	0	0	2	2	2	4	6	1	4	0	1	0	0	
32	Nikki Caldwell	c	0	4	0	1	0	0	0	1	1	2	0	2	1	0	0	
52	Tammy Dowdell 14 Lamb	g	1	7	0	0	1	2	1	2	3	2	3	0	3	1	0	
54	Cynthia Dunnigan	g	3	9	0	0	0	0	5	4	9	1	6	0	3	1	0	
10	Kelly Vaughn		0	0	0	0	0	0	0	0	0	0	0	0	0	0	0	
	33 Batten																	
	34 Rice																	
	35 Motes																	
	TEAM REBOUNDS (included in Totals)										0							
	TOTALS		5	24	0	2	3	5	9	11	20	8	13	2	12	2	0	

TOTAL FG %: 1st Half .208 2nd Half ____ Game ____ Deadball Rebounds 0

3-Pt. FG %: 1st Half .000 2nd Half ____ Game 12 Ramsey

FT %: 1st Half .600 2nd Half ____ Game ____

OFFICIALS: Jerry Carpenter, Leslie Jones

Technical Fouls: ____

Attendance 7,010 (24,778 - 7 sessions) PAID

SCORE BY PERIODS	1st H.	2nd H.	OT	OT	FIN
Shelbyville 22 Hunter	13-18				
Oak Ridge 32 Caldwell					

Copyright 1987 National Collegiate Athletic Association

1988 Class AAA State Girls' Basketball Tournament

March 9 - March 12, 1988 · Middle Tennessee State University - Murfreesboro

Game 1
Thu. Mar. 10 2:30 PM

- Oak Ridge (34-0) 54
- Franklin Co. (26-1) 45

Game 2
Thu. Mar. 10 5:30 PM

- Cocke Co. (21-12) 47
- J. North Side (29-3) 61

Game 3
Thu. Mar. 10 7:00 PM

- Beech 55
- Hardin Co. (29-5) 59

Game 4
Thu. Mar. 10 8:30 PM

- Pearl Cohn 50
- Shelbyville (31-3) 62

Game 5
Fri. Mar. 11 7:00 PM

- Oak Ridge 58
- J. North Side 49

Game 6
Fri. Mar. 11 8:30 PM

- Hardin Co. 50
- Shelbyville 60

Game 7
Sat. Mar. 12 8:00 PM

- Oak Ridge 60
- Shelbyville 58

Oak Ridge

STATE CHAMPION

12

OFFICIAL NCAA BASKETBALL BOX SCORE

V RS (Last Name, First) Date 3/10/88 Site Murphy Center-MTSU

Shelbyville

No.	Name		Total FG FG	Total FG FGA	3-point FG	3-point FGA	FT	FTA	Rebounds Off	Rebounds Def	Rebounds Tot	PF	TP	A	TO	BLK	S	M
	Tiffany Woosley	f	1	5	1	4	8	10	0	1	1	0	11	0	2	2	1	
	Misty Lamb	f	5	14	0	0	5	6	2	5	7	4	15	0	4	0	0	
	Sherry Batten	c	3	4	0	0	3	4	2	3	5	4	9	0	1	0	1	
	Mitzi Rice	g	11	14	0	0	2	4	4	4	8	2	24	1	3	0	0	
	Lynda Motes	g	0	0	0	0	0	2	2	0	2	0	0	0	0	0	0	
12	Tina Hamler													0	0	0	0	
22	Angie Mullins		0	0	0	0	0	0	0	0	0	0	0	0	0	0	0	
23	Christy West		1	3	0	0	0	1	0	0	0	0	2	2	0	0	0	
24	Janet McGee		0	0	0	0	1	2	1	0	1	0	1	0	0	0	0	
25	Kasey Cartwright													0	0	0	0	
45	Anita Overcast													0	0	0	0	
	TEAM REBOUNDS (included in Totals)										2							
	TOTALS		21	40	1	4	19	29	11	13	26	10	62	3	10	0	2	

TOTAL FG %: 1st Half .565 (13-23) 2nd Half .471 (8-17) Game .525
3-Pt. FG %: 1st Half .500 (1-2) 2nd Half .000 (0-2) Game .250
FT %: 1st Half .818 (9-11) 2nd Half .555 (10-18) Game .655

Deadball Rebounds 0

HOME (Last Name, First)

Pearl-Cohn

No.	Name		Total FG FG	Total FG FGA	3-point FG	3-point FGA	FT	FTA	Rebounds Off	Rebounds Def	Rebounds Tot	PF	TP	A	TO	BLK	S	M
14	Tonya Marlow	f	6	15	2	5	1	1	1	5	6	2	15	0	3	0	2	
20	Robbie Edmondson	f	2	4	0	0	0	0	0	1	1	0	4	0	4	1	0	
44	Denise Cook	c	3	6	0	0	5	8	4	3	7	4	11	1	0	0	0	
50	Kimberly Smith	g	5	12	0	0	1	3	3	3	6	4	11	0	0	1	0	
52	Kimwa Walker	g	1	4	0	0	0	0	2	0	2	1	2	0	2	0	0	
10	Tarsha Garrett		1	3	0	0	2	2	3	0	3	4	4	0	1	0	0	
12	Donna Layton		0	1	0	0	0	0	0	1	1	0	0	0	0	0	0	
22	Sandra Allen																	
24	Tina Carney																	
30	Tracey Smith		1	1	1	1	0	0	0	0	0	0	3	0	0	0	0	
32	Linda Pratt																	
54	Victoria McGee																	
	TEAM REBOUNDS (included in Totals)										0							
	TOTALS		19	46	3	6	9	14	13	13	26	15	50	1	10	2	2	

TOTAL FG %: 1st Half .435 (10-23) 2nd Half .391 (9-23) Game .413
3-Pt. FG %: 1st Half .000 (0-2) 2nd Half .750 (3-4) Game .500
FT %: 1st Half .750 (3-4) 2nd Half .600 (6-10) Game .642

Deadball Rebounds 2

OFFICIALS: Doug McBrayer + T.B. Wampler

Technical Fouls:

Attendance 2935

SCORE BY PERIODS	1st H.	2nd H.	OT	OT	FINAL
Shelbyville	19-17	15-11			62
Pearl-Cohn	10-13	6-21			50

Copyright 1987 National Collegiate Athletic Association

OFFICIAL NCAA BASKETBALL BOX SCORE

Date 3/10/88 Site Murphy Center MTSU

VISITORS (Last Name, First)

No.	Shelbyville		Total FG FG	Total FG FGA	3 point FG	3 point FGA	FT	FTA	Rebounds Off	Rebounds Def	Rebounds Tot	PF	TP	A	TO	BLK	S	MI
10	Tiffany Woosley	f	1	3	1	2	5	6	0	1	1	0	8	0	1	0	1	
14	Misty Lamb	f	3	8	0	0	2	2	2	3	5	1	8	0	3	0	0	
33	Sherry Batten	c	2	2	0	0	1	2	1	2	3	3	5	0	0	0	0	
34	Mitzi Rice	g	7	9	0	0	1	1	3	2	5	1	15	1	1	0	0	
35	Lynda Motes	g	0	0	0	0	0	0	1	0	1	0	0	0	0	0	0	
12	Tina Hamker																	
22	Angie Mullins		0	0	0	0	0	0	0	0	0	0	0	0	0	0	0	
23	Christy West		0	1	0	0	0	0	0	0	0	0	0	0	0	0	0	
24	Janet McGee																	
25	Kasey Cartwright																	
45	Anita Overcast																	
	TEAM REBOUNDS (included in Totals)										0							
	TOTALS		13	23	1	2	9	11	7	8	15	5	36	1	5	0	1	

TOTAL FG %: 1st Half .565 2nd Half _____ Game _____

3-Pt. FG %: 1st Half .500 2nd Half _____ Game _____

FT %: 1st Half .818 2nd Half _____ Game _____

Deadball Rebounds 0

HOME (Last Name, First)

No.	Pearl-Cohn		Total FG FG	Total FG FGA	3-point FG	3-point FGA	FT	FTA	Rebounds Off	Rebounds Def	Rebounds Tot	PF	TP	A	TO	BLK	S	MIN
14	Tonya Marlow	f	2	8	0	2	0	0	0	3	3	2	4	0	0	0	0	
20	Robbie Edmondson	f	2	3	0	0	0	0	0	0	0	0	4	0	2	0	0	
44	Denise Cook	c	2	2	0	0	3	4	1	1	2	2	7	1	0	0	0	
50	Kimberly Smith	g	3	8	0	0	0	0	3	0	3	2	6	0	0	1	0	
52	Kimwa Walker	g	1	2	0	0	0	0	0	0	0	1	2	0	2	0	0	
10	Tarsha Garrett		0	0	0	0	0	0	0	0	0	0	0	0	0	0	0	
12	Donna Layton																	
22	Sandra Allen																	
24	Tina Carney																	
30	Tracey Smith																	
32	Linda Pratt																	
54	Victoria McGee																	
	TEAM REBOUNDS (included in Totals)										0							
	TOTALS		10	23	0	2	3	4	4	4	8	7	23	1	4	1	0	

TOTAL FG %: 1st Half .435 2nd Half _____ Game _____

3-Pt. FG %: 1st Half .000 2nd Half _____ Game _____

FT %: 1st Half .750 2nd Half _____ Game _____

Deadball Rebounds 1

OFFICIALS: Doug McBrayer + J. B. Wampler

Technical Fouls: _____

Attendance _____

SCORE BY PERIODS	1st H.	2nd H.	OT	OT	FINAL
Shelbyville	17				
Pearl-Cohn	13				

Copyright 1987 National Collegiate Athletic Association

18

OFFICIAL NCAA BASKETBALL BOX SCORE

VISITORS (Last Name, First) Date 3/16/96 Site Murray State U/Sc

No.			Total FG FG	Total FG FGA	3-point FG	3-point FGA	FT	FTA	Rebounds Off	Rebounds Def	Rebounds Tot	PF	TP	A	TO	BLK	S	MIN
10	Tamara Woosley	f	2	10	1	4	6	7	1	1	2	3	11	4	1	0	0	
14	Tricia Lamb	f	6	9	0	0	9	12	2	4	6	3	21	0	2	3	0	
33	Shelley BATTEN	c	2	5	0	0	2	2	1	3	4	4	6	0	1	0	0	
34	Katie Rice	g	9	11	0	0	1	1	2	3	5	4	19	2	2	0	0	
35	Lyndsay Motes	g	0											1	0	0	0	
12	Tina Hunter																	
22	Angie Nelson																	
23	Chrissy WEST		1	3	0	0	1	2	1	3	4	0	3	3	2	0	0	
24	Janet McGee																	
25	Kasey Cartwright																	
45	Angie Overcast																	
	TEAM REBOUNDS (included in Totals)										0							
	TOTALS		20	38	1	4	19	24	7	14	21	14	60	10	8	3	0	

TOTAL FG %: 1st Half .434(10-23) 2nd Half .667(10-15) Game .526
3-Pt. FG %: 1st Half .333(1-3) 2nd Half .000(0-1) Game .250
FT %: 1st Half .600(3-5) 2nd Half .842(16-19) Game .791

Deadball Rebounds 0

HOME (Last Name, First)

No.			Total FG FG	Total FG FGA	3-point FG	3-point FGA	FT	FTA	Rebounds Off	Rebounds Def	Rebounds Tot	PF	TP	A	TO	BLK	S	MIN
10	Landon Silver	f	5	9	0	0	2	2	2	1	3	(5)	12	1	0	1	0	
20	Shelley Lehman	f	5	10	0	1	1	2	2	1	3	4	11	0	2	0	0	
22	Jessica Conley	c	0	7	0	0	1	3	2	3	5	4	1	3	3	0	2	
42	Becca Rogers	g	1	2	0	0	0	1	0	2	2	1	2	0	0	0	0	
44	Kesha Jackson	g	11	19	0	0	2	5	2	2	4	4	24	2	1	0	0	
12	Tammy Sigmar																	
14	Kim Smith		0											0	0	0	0	
24	Chrissy Adams		0											0	0	0	0	
35	Michelle Hanna																	
40	Kacie Morgan																	
50	Shannon Peeler		0									4		0	0	0	0	
52	Amanda Wayne																	
	TEAM REBOUNDS (included in Totals)										3							
	TOTALS		22	41	0	1	6	13	8	9	20	22	50	6	6	1	2	

TOTAL FG %: 1st Half .478(11-23) 2nd Half .458(11-24) Game .468
3-Pt. FG %: 1st Half .000(0-1) 2nd Half .000(0-1) Game .000
FT %: 1st Half .500(3-6) 2nd Half .667(6-9) Game .462

Deadball Rebounds 1

OFFICIALS: Ken Cravens, Lee Tinsley

SCORE BY PERIODS	1st H.	2nd H.	OT	OT	FINAL
Murray St.	16	14			60
Morehead St.	12	38			50

Technical Fouls:

Attendance

Copyright 1996 National Collegiate Athletic Association

OFFICIAL NCAA BASKETBALL BOX SCORE

Date 3/11/88 Site Murphy Center - MTSU

VISITORS (Last Name, First)

No.	Shelbyville		Total FG FG	Total FG FGA	3 point FG	3 point FGA	FT	FTA	Rebounds Off	Rebounds Def	Rebounds Tot	PF	TP	A	TO	BLK	S	MI
10	Tiffany Wesley	f	2	7	1	3	0	0	1	1	2	2	5	0	1	0	0	
14	Missy Lewis	f	1	2	0	0	3	5	2	3	5	1	5	0	1	1	0	
33	Sherry Patten	c	0	3	0	0	0	0	1	1	2	1	0	0	0	0	0	
34	Mitzi Rice	g	6	8	0	0	0	0	2	0	2	2	12	0	0	0	0	
35	Linda Moses	g	0	0	0	0	0	0	0	0	0	0	0	1	0	0	0	
12	Tina Hamlin																	
22	Angie Mullins																	
23	Christy West		1	3	0	0	0	0	1	1	2	0	2	0	1	0	0	
24	Janet McGee																	
25	Kasey Cartwright																	
45	Anita Overcast																	
	TEAM REBOUNDS (included in Totals)										0							
	TOTALS		10	23	1	3	3	5	7	6	13	6	24	1	3	1	0	

TOTAL FG %: 1st Half .434 2nd Half ____ Game ____

3-Pt. FG %: 1st Half .333 2nd Half ____ Game ____

FT %: 1st Half .600 2nd Half ____ Game ____

Deadball Rebounds 0

HOME (Last Name, First)

No.	Hardin County		Total FG FG	Total FG FGA	3-point FG	3-point FGA	FT	FTA	Rebounds Off	Rebounds Def	Rebounds Tot	PF	TP	A	TO	BLK	S	MI
10	Lavonder Siner	f	3	5	0	0	0	0	2	0	2	~~3~~2	6	0	0	1	0	
20	Shelley Linam	f	2	4	0	0	0	0	2	1	3	2	4	0	1	0	0	
22	Jessica Oakley	c	0	3	0	0	0	1	0	1	1	2	0	3	1	0	1	
42	Becka Roberts	g	0	1	0	0	0	0	0	1	1	0	0	0	0	0	0	
44	Reesia Jackson	g	6	10	0	0	0	3	0	1	1	0	12	1	0	0	0	
12	Tammy Stewart																	
14	Kim Smith																	
24	Christy Adams																	
33	Michelle Hanna																	
40	Mazzi Morgan																	
50	Shannon Hollis																	
52	Amanda Wayne																	
	TEAM REBOUNDS (included in Totals)										2							
	TOTALS		11	23	0	0	0	4	4	4	10	6	22	4	2	1	1	

TOTAL FG %: 1st Half .478 2nd Half ____ Game ____

3-Pt. FG %: 1st Half ____ 2nd Half ____ Game ____

FT %: 1st Half .000 2nd Half ____ Game ____

Deadball Rebounds 0

OFFICIALS: Ken Everette & Jim Jackson

Technical Fouls: ____

Attendance 4,238

SCORE BY PERIODS	1st H.	2nd H.	OT	OT	FINAL
Shelbyville	16-8				
Hardin Co.	11-10				

FICIAL NCAA BASKETBALL BOX SCORE — CLASS AAA CHAMPIONSHIP

SITORS (Last Name, First) HALFTIME — Date 3/12/88 — Site MURPHY CENTER- MTSU

NO.	SHELBYVILLE CENTRAL		Total FG FG	Total FG FGA	3-point FG	3-point FGA	FT	FTA	Rebounds Off	Rebounds Def	Rebounds Tot	PF	TP	A	TO	BLK	S	MIN
10	TIFFANY WOOSLEY	f	3	4	1	1	0	0	0	2	2	1	7	1	1	0	0	
14	MISTY LAMB	f	7	7	0	0	0	1	1	1	2	2	14	0	0	1	0	
53	SHERRY BATTEN	c	2	8	0	0	2	2	1	1	2	0	6	2	3	0	0	
24	MISTI RICE	g	2	5	0	0	3	4	3	1	4	2	7	0	2	0	0	
35	LYNDA MOSES	g	0	0	0	0	0	0	0	0	0	0	0	1	1	0	0	
33	CHRISTY WEST		0	0	0	0	0	0	0	1	1	0	0	3	3	0	0	
	TEAM REBOUNDS (included in Totals)										0							
	TOTALS		14	24	1	1	5	7	5	6	11	5	34	7	10	1	0	

TOTAL FG %: 1st Half .583 — 2nd Half ____ — Game ____

3-Pt. FG %: 1st Half 1.000 — 2nd Half ____ — Game ____

FT %: 1st Half .714 — 2nd Half ____ — Game ____

Deadball Rebounds 0

OME (Last Name, First)

NO.	OAK RIDGE		Total FG FG	Total FG FGA	3-point FG	3-point FGA	FT	FTA	Rebounds Off	Rebounds Def	Rebounds Tot	PF	TP	A	TO	BLK	S	MIN
40	JENNIFER COOKE	f	2	2	2	2	0	0	0	1	1	1	6	0	2	0	1	
22	YOLANDA MITCHELL	f	2	8	0	4	3	4	1	0	1	2	7	0	0	0	2	
50	DANA SCOTT	c	2	4	0	0	0	0	2	0	2	1	4	0	1	0	1	
32	TAMMY DUNDELL	g	3	4	0	0	0	0	1	1	2	2	6	0	3	0	2	
24	CYNTHIA DUNNIGAN	g	3	6	0	0	2	2	2	2	4	1	8	0	0	0	0	
3	NELLE CALDWELL		0	2	0	1	0	0	0	1	1	0	0	0	2	0	0	
5	SHERYL RAMSEY		0	0	0	0	0	0	0	1	1	1	0	0	0	0	0	
12	TINA STANLEY		0	0	0	0	0	0	0	0	0	0	0	0	0	0	0	
	TEAM REBOUNDS (included in Totals)										1							
	TOTALS		12	26	2	7	5	6	6	6	13	8	31	0	8	0	6	

TOTAL FG %: 1st Half .461 — 2nd Half ____ — Game ____

3-Pt. FG %: 1st Half .285 — 2nd Half ____ — Game ____

FT %: 1st Half .833 — 2nd Half ____ — Game ____

Deadball Rebounds 0

CIALS: PETE NARVILLE, SONNY LYONS

ATTENDANCE RPT. FOR WEEK — 25,461

nical Fouls: ____

dance 8,220

SCORE BY PERIODS	1st H.	2nd H.	OT	OT	FINAL
SHELBYVILLE CENT.	15-19				
OAK RIDGE	14-17				

Copyright 1987 National Collegiate Athletic Association

PICIAL NCAA BASKETBALL BOX SCORE CLASS [illegible]

ITORS (Last Name, First) FINAL Date 3/12/88 Site [illegible] — MBU

No.	SHELBYVILLE CENTRAL		Total FG FG	Total FG FGA	3-point FG	3-point FGA	FT	FTA	Rebounds Off	Rebounds Def	Rebounds Tot	PF	TP	A	TO	BLK	S	MIN
10	TIFFANY WOOSLEY	f	4	8	1	4	2	2	0	4	4	4	11	1	2	0	0	
4	MISTY LAMB	f	7	9	0	0	4	5	1	2	3	2	18	0	0	1	0	
3	SHERRY BATTEN	c	5	13	0	0	5	6	2	4	6	2	15	3	6	0	0	
1	MITZI RICE	g	3	9	1	2	3	4	4	1	5	3	10	0	3	0	0	
	LYNDA MOTES	g	0	0	0	0	0	0	0	0	0	0	0	1	1	0	0	
3	CHRISTY WEST		2	2	0	0	0	0	2	2	4	3	4	3	5	0	0	
	TEAM REBOUNDS (included in Totals)										1				1			
	TOTALS		21	41	2	6	14	17	9	13	23	14	58	8	18	1	0	

TOTAL FG %: 1st Half .583 (14-24) 2nd Half .412 (7-17) Game .512
3-Pt. FG %: 1st Half 1.000 (1-1) 2nd Half .200 (1-5) Game .333
FT %: 1st Half .714 (5-7) 2nd Half .900 (9-10) Game .824

Deadball Rebounds 0

ME (Last Name, First)

	OAK RIDGE		Total FG FG	Total FG FGA	3-point FG	3-point FGA	FT	FTA	Rebounds Off	Rebounds Def	Rebounds Tot	PF	TP	A	TO	BLK	S	MIN
	JENNIFER COOKE	f	2	5	2	5	5	6	0	1	1	1	11	0	2	0	1	
	YOLANDA MITCHELL	f	6	14	3	9	6	7	3	2	5	4	21	0	2	0	2	
	DANA SCOTT	c	3	7	0	1	2	2	2	1	3	2	8	0	1	0	1	
	TAMMY DOWDELL	g	3	8	0	0	0	0	1	2	3	5	6	1	4	0	4	
	CYNTHIA DUNNIGAN	g	4	9	0	0	4	4	4	4	8	3	12	0	0	0	0	
	NIKKI CALDWELL		1	3	0	1	0	0	0	1	1	0	2	0	2	0	0	
	SHERYL RAMSEY		0	0	0	0	0	0	0	1	1	1	0	0	0	0	0	
	TINA STANLEY		0	0	0	0	0	0	0	0	0	0	0	0	0	0	0	
	TEAM REBOUNDS (included in Totals)										1							
	TOTALS		19	46	5	16	17	19	10	12	23	16	60	1	11	0	8	

TOTAL FG %: 1st Half .461 (12-26) 2nd Half .350 (7-20) Game .413
3-Pt. FG %: 1st Half .285 (2-7) 2nd Half .333 (3-9) Game .313
FT %: 1st Half .833 (5-6) 2nd Half .923 (12-13) Game .894

Deadball Rebounds 0

CIALS: PETE NORVILLE, SONNY LYONS

ATTENDANCE TOT. FOR WEEK — 25,461

Technical Fouls:

Attendance: 8,220

SCORE BY PERIODS	1st H.	2nd H.	OT	OT	FINAL
SHELBYVILLE CENT.	15-19	6-18			58
OAK RIDGE	14-17	13-16			60

Copyright 1987 National Collegiate Athletic Association

1987 Class AAA State Girls' Basketball Tournament

March 11 - March 14, 1987 · Middle Tennessee State University - Murfreesboro

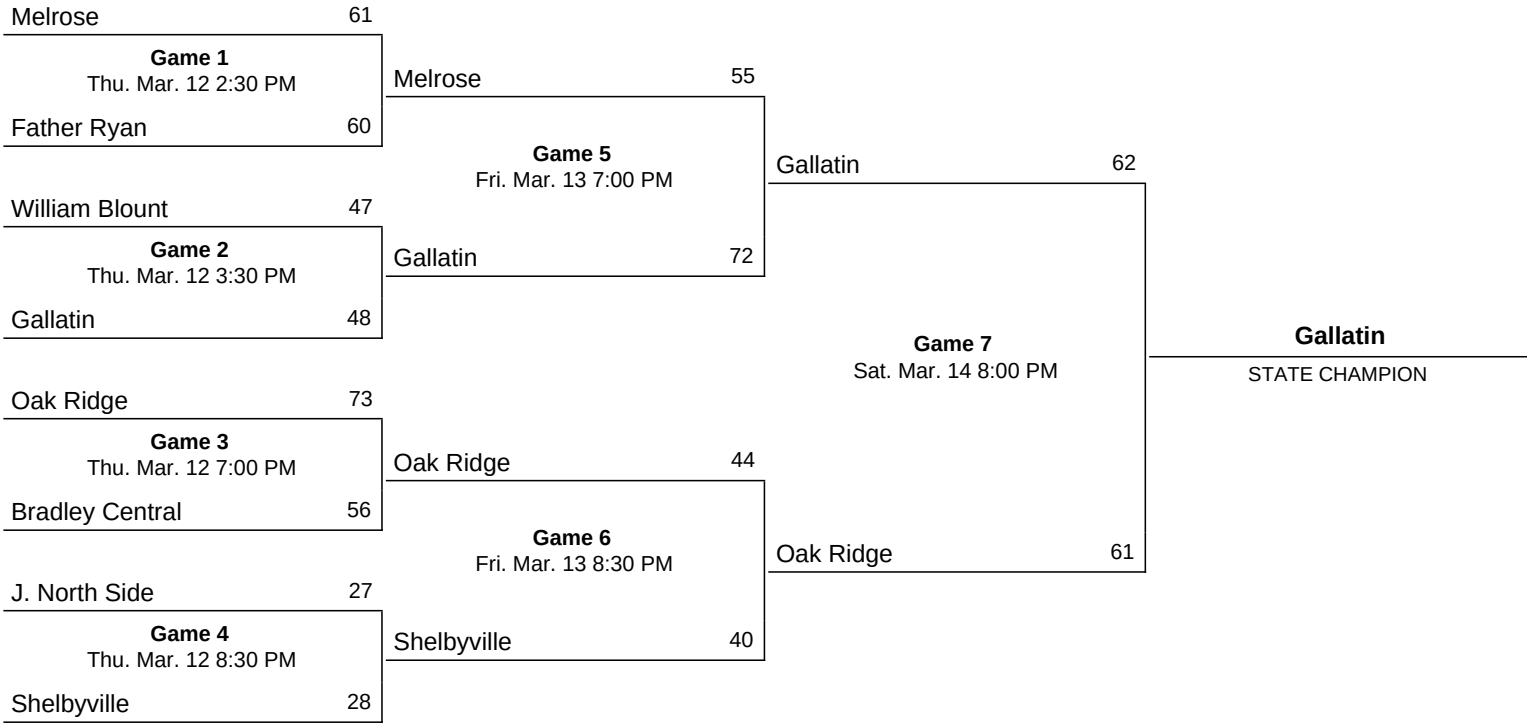

12 -

OFFICIAL NCAA BASKETBALL BOX SCORE

Date 3-12-87 Site Murfreesboro, Tn MTSU

VISITORS (Last Name, First) FINAL

No.	SHELBYVILLE		FG	FGA	FT	FTA	REB	PF	TP	MIN	A	TO	BLK	S
15	MITCHELL, Jill	f	3	13	0	2	6	3	6		0	4	1	0
41	MOOREHEAD, Angela		3	13	6	8	7	4	12		0	1	0	1
45	LAMB, Misty	c	3	9	3	4	9	0	9		0	0	1	0
21	BOBO, Beth	g	0	0	0	0	2	2	0		3	2	1	0
25	BUTLER, Tracy	g	0	1	1	1	2	1	1		2	0	0	1
23	LEWIS, Trisha		—	—	D	N	P	—	—		—	—	—	—
24	REED, Candy		—	—	D	N	P	—	—		—	—	—	—
34	RICE, Mitzi		—	—	D	N	P	—	—		—	—	—	—
35	MOTES, Lynda		—	—	D	N	P	—	—		—	—	—	—
44	GORDON, Marla		—	—	D	N	P	—	—		—	—	—	—
	TEAM REBOUNDS (Included in Totals)						3							
	TOTALS		9	36	10	15	29	10	28		5	7	3	2

FG %: 1st Half .150 (3-20) 2nd Half .375 (6-16) Game .250

FT %: 1st Half .600 (6-10) 2nd Half .800 (4-5) Game .667

Deadball Rebounds 1

HOME

No.	NORTHSIDE		FG	FGA	FT	FTA	REB	PF	TP	MIN	A	TO	BLK	S
31	GOEHRING, Kristen	f	5	12	0	1	5	0	10		1	1	1	0
42	SALLEE, Shannon	f	0	1	0	0	3	2	0		0	2	0	0
50	WALDON, Angie	c	0	2	2	2	3	4	2		0	1	2	0
10	BRAZEE, Cindi	g	3	7	0	1	4	1	6		1	3	0	0
12	PETTY, Regina	g	3	3	1	4	2	3	7		2	2	0	1
14	EAVES, Kathie		—	—	D	N	P	—	—		—	—	—	—
22	COMER, Valinda		1	3	0	0	3	3	2		0	0	0	0
24	WILSON, Jodie		—	—	D	N	P	—	—		—	—	—	—
30	BRASFIELD, Leslie		—	—	D	N	P	—	—		—	—	—	—
44	FAWCETT, Nanette		—	—	D	N	P	—	—		—	—	—	—
52	PETERS, Jeri Ann		—	—	D	N	P	—	—		—	—	—	—
54	FOWLER, Tara		—	—	D	N	P	—	—		—	—	—	—
	TEAM REBOUNDS (Included in Totals)						4							
	TOTALS		12	28	3	8	24	13	27		4	9	3	1

FG %: 1st Half .333 (5-15) 2nd Half .538 (7-13) Game .429

FT %: 1st Half .375 (3-8) 2nd Half (0-0) Game .375

Deadball Rebounds 2

OFFICIALS: Gene Whitson, James Dodson

Technical Fouls:

Attendance 41,028

SCORE BY PERIODS	1st H.	2nd H.	OT	OT	FINAL
SHELBYVILLE	8-4	12-4			28
NORTHSIDE	10-3	6-8			27

Copyright 1985 National Collegiate Athletic Association

12

OFFICIAL NCAA BASKETBALL BOX SCORE

Date 3-12-87 Site Murfreesboro, Tn MTSU

VISITORS (Last Name, First)

No.	SHELBYVILLE		FG	FGA	FT	FTA	REB	PF	TP	MIN	A	TO	BLK	S
15	MITCHELL, Jill	f	1	7	0	2	4	2	2		0	2	1	0
41	MOOREHEAD, Angela	f	2	8	4	5	4	3	8		0	1	0	0
45	LAMB, Misty	c	0	5	1	2	4	0	1		0	0	1	0
21	BoBO, Beth	g	0	0	0	0	2	2	0		1	0	0	0
25	BUTLER Tracy	g	0	0	1	1	2	0	1		0	0	0	1
23	LEWIS, Trisha													
24	REED, Candy													
34	RICE, Mitzi													
35	MOTES, Lynda													
44	GORDON, Marla													
	TEAM REBOUNDS (Included in Totals)													
	TOTALS		3	20	6	10	16	7	12	—	1	3	2	1

FG %: 1st Half .150 2nd Half ____ Game ____ Deadball

FT %: 1st Half .600 2nd Half ____ Game ____ Rebounds ____

HOME

No.	NORTHSIDE		FG	FGA	FT	FTA	REB	PF	TP	MIN	A	TO	BLK	S
34	GOEHRING, Kristen	f	3	8	0	1	4	0	6		0	1	0	0
42	SALLEE, Shannon	f	0	0	0	0	2	1	0		0	0	0	0
50	WALDON, Angie	c	0	1	2	2	3	3	2		0	1	2	0
10	BRAZEE, Cindi	g	2	4	0	1	3	0	4		1	1	0	0
12	PETTY, Regina	g	0	0	1	4	1	2	1		2	2	0	0
14	EAVES, Kathie													
22	COMER, Valinda		0	2	0	0	2	2	0		0	0	0	0
24	WILSON, Jodie													
30	BRASFIELD, Leslie													
44	FAWCETT, Nanette													
52	PETERS, Jeri Ann													
54	FOWLER, Tara													
	TEAM REBOUNDS (Included in Totals)													
	TOTALS		5	15	3	8	15	8	13	—	3	5	2	0

FG %: 1st Half .333 2nd Half ____ Game ____ Deadball

FT %: 1st Half .375 2nd Half ____ Game ____ Rebounds ____

OFFICIALS: Gene Whitson, James Dodson

Technical Fouls: ____

Attendance ____

Copyright 1985 National Collegiate Athletic Association

SCORE BY PERIODS	1st H.	2nd H.	OT	OT	FINAL
SHELBYVILLE	8-4				
NORTHSIDE	10-3				

18

OFFICIAL NCAA BASKETBALL BOX SCORE

Date 3/13/87 Site Murphy Center - MTSU

FINAL

VISITORS (Last Name, First)

No.	Shelbyville Central		FG	FGA	FT	FTA	REB	PF	TP	MIN	A	TO	BLK	S
15	Jill MITCHELL	f	1	4	0	1	5	3	2		2	2	0	0
41	Angela MOOREHEAD	f	11	23	2	3	6	4	24		2	7	0	3
14	Misty LAMB	c	5	7	0	1	7	4	10		1	2	0	0
21	Beth BOBO	g	1	1	0	0	0	3	2		7	4	0	1
25	Tracy BUTLER	g	0	0	0	0	0	2	0		3	0	0	0
24	Candy REED		1	1	0	0	1	1	2		0	0	0	0
23	Trisha LEWIS		0	0	0	1	0	2	0		0	0	0	0
44	Marla GORDON		—	—	D	N	P	—	—		—	—	—	—
35	Lynda MOTES		—	—	D	N	P	—	—		—	—	—	—
34	Mitzi RICE		—	—	D	N	P	—	—		—	—	—	—
	TEAM REBOUNDS (Included in Totals)						0							
	TOTALS		19	36	2	6	19	19	40	X	15	15	0	4

FG %: 1st Half .438 (7-16) 2nd Half .600 (12-20) Game .528

FT %: 1st Half .333 (2-6) 2nd Half — Game .333

Deadball Rebounds 1

HOME

No.	Oak Ridge		FG	FGA	FT	FTA	REB	PF	TP	MIN	A	TO	BLK	S
14	Nancy SMITH	f	6	12	2	3	4	3	14		3	2	0	4
30	Dana SCOTT	f	6	9	5	6	3	3	17		1	2	0	0
32	Teresa SMITH	c	0	4	2	3	5	1	2		2	1	0	0
52	Tammy DOWDELL	g	2	3	0	1	2	3	4		0	3	0	1
54	Cynthia DUNNIGAN	g	1	5	3	6	9	3	5		0	0	0	0
22	Yolanda MITCHELL		1	2	0	0	0	0	2		0	3	0	1
10	Jennifer COOKE		0	0	0	0	0	0	0		0	0	0	0
12	Sheryl RAMSEY		—	—	D	N	D	—	—		—	—	—	—
20	Marsha MURPHY		—	—	D	N	P	—	—		—	—	—	—
42	Tina STANLEY		—	—	D	N	P	—	—		—	—	—	—
44	Alison COSTNER		—	—	D	N	P	—	—		—	—	—	—
50	Susan HYDE		—	—	D	N	P	—	—		—	—	—	—
	TEAM REBOUNDS (Included in Totals)						0							
	TOTALS		16	35	12	19	23	13	44	X	6	11	0	6

FG %: 1st Half .347 (8-23) 2nd Half .667 (8-12) Game .457

FT %: 1st Half .429 (3-7) 2nd Half .750 (9-12) Game .619

Deadball Rebounds 0

OFFICIALS: Lloyd Williams, Paul Ferguson

Technical Fouls:

Attendance 5,809

Copyright 1985 National Collegiate Athletic Association

SCORE BY PERIODS	1st H.	2nd H.	OT	OT	FINAL
Shelbyville	8-8	12-12			40
Oak Ridge	10-9	11-14			44

18

FFICIAL NCAA BASKETBALL BOX SCORE

Date 2/15/87 Site Murphy Center - MTSU

HALF

ISITORS (Last Name, First)

lo.	Shelbyville Central		FG	FGA	FT	FTA	REB	PF	TP	MIN	A	TO	BLK	S
5	Jill Mitchell	f	0	2	0	1	3	1	0		0	1	0	0
1	Angela Moorehead	f	2	8	2	3	3	3	6		0	5	0	1
4	Misty Lamb	c	4	5	0	1	5	2	8		0	1	0	0
1	Beth Bobo	g	1	1	0	0	0	1	2		3	3	0	0
5	Tracy Butler	g	0	0	0	0	0	0	0		2	0	0	0
4	Candy Reed		0	0	0	0	1	0	0		0	0	0	0
3	Trisha Lewis		0	0	0	1	2	0	0		0	0	0	0
4	Marla Gordon													
5	Lynda Motes													
4	Mitzi Rice													
	TEAM REBOUNDS (Included in Totals)						0							
	TOTALS		7	16	2	6	14	7	16	X	5	10	0	1

FG %: 1st Half .438 2nd Half ____ Game ____ Deadball Rebounds 1

FT %: 1st Half .333 2nd Half ____ Game ____

OME

lo.	Oak Ridge		FG	FGA	FT	FTA	REB	PF	TP	MIN	A	TO	BLK	S
4	Nancy Smith	f	2	7	0	0	3	2	4		1	1	0	3
30	Dana Scott	f	4	7	0	0	1	2	8		0	2	0	0
32	Teresa Smith	c	0	3	0	0	3	1	0		2	1	0	0
2	Tammy Dowdell	g	0	0	0	1	1	2	0		0	2	0	0
4	Cynthia Dunnigan	g	1	4	3	6	8	2	5		0	0	0	0
2	Yolanda Mitchell		1	2	0	0	0	0	2		0	2	0	0
0	Jennifer Cooke													
2	Sheryl Ramsey													
0	Marsha Murphy													
2	Tina Stanley													
4	Alison Costner													
0	Susan Hyde													
	TEAM REBOUNDS (Included in Totals)						0							
	TOTALS		8	23	3	7	16	9	19	X	3	8	0	3

FG %: 1st Half .347 2nd Half ____ Game ____ Deadball Rebounds 1

FT %: 1st Half .429 2nd Half ____ Game ____

FFICIALS: Lloyd Williams + Paul Ferguson

echnical Fouls: ____

ttendance ____

SCORE BY PERIODS	1st H.	2nd H.	OT	OT	FINAL
Shelbyville	8-8				
Oak Ridge	10-9				

Copyright 1985 National Collegiate Athletic Association

1986 Class AAA State Girls' Basketball Tournament

March 12 - March 15, 1986 · Middle Tennessee State University - Murfreesboro

Mt. Juliet (31-4) 41

Game 1
Thu. Mar. 13 2:30 PM

Shelbyville (36-0) 63

Cocke Co. (25-6) 54

Game 2
Thu. Mar. 13 5:30 PM

Dyersburg (33-2) 66

Oak Ridge (32-1) 49

Game 3
Thu. Mar. 13 7:00 PM

Gallatin (23-7) 47

Bradley Central (32-1) 71

Game 4
Thu. Mar. 13 8:30 PM

Melrose (34-2) 75

Shelbyville 59

Game 5
Fri. Mar. 14 7:00 PM

Dyersburg 26

Oak Ridge 82

Game 6
Fri. Mar. 14 8:30 PM

Melrose 67

Shelbyville 69

Game 7
Sat. Mar. 15 8:00 PM

Oak Ridge 51

Shelbyville

STATE CHAMPION

OFFICIAL NCAA BASKETBALL BOX SCORE 9 Date 3-13-86 Site Murfreesboro, Tenn.

VISITORS (Last Name, First) FINAL

No.	MT. JULIET (31-5)		FG	FGA	FT	FTA	REB	PF	TP	MIN	A	TO	BLK	S
20	Sandy MALONE	f	1	3	2	2	6	0	4		1	1	0	0
22	LaLa SEARCH	f	2	5	4	7	3	5	8		1	1	0	0
42	Stephanie ARMISTEAD	c	4	11	0	1	5	5	8		1	2	0	0
23	Shana JONES	g	3	8	0	0	0	2	6		2	2	0	0
34	Heather JEFFERY	g	4	7	0	0	8	5	8		3	2	0	0
12	Amy BREWer		3	6	0	0	1	0	6		2	3	0	0
50	Julie HATLEY		0	0	1	3	1	0	1		0	1	0	0
21	Cheryl DAVIS		0	0	0	0	1	0	0					
30	~~MMMMMMM~~Michelle MYLES				DP									
14	Denise MIDGETT				DP									
55	Julie POULSON				DP									
52	Monica EVANS				DP									
	TEAM REBOUNDS (Included in Totals)						4							
	TOTALS		17	40	7	13	30	18	41		10	12	0	0

FG %: 1st Half .400 (8-20) 2nd Half .450 Game .425 (17-40) Deadball Rebounds 1

FT %: 1st Half .571 (4-7) 2nd Half .500 Game .538 (7-13)

HOME

No.	SHELBYVILLE (37-0)		FG	FGA	FT	FTA	REB	PF	TP	MIN	A	TO	BLK	S
24	Candy REED	f	1	2	2	2	5	5	4		0	1	0	0
41	Angela MOOREHEAD	f	11	24	5	10	12	3	27		0	1	0	2
15	Jill MITCHELL	c	4	10	3	4	5	1	11		4	0	1	1
11	Missy DONALDSON	g	3	8	1	2	8	1	7		3	1	0	3
22	Jena JENNINGS	g	6	11	2	5	4	2	14		3	1	0	1
33	Wendy NEWSOM				DP									
35	Kelly SEGROVES				DP									
21	Beth BOBO				DP									
25	Tracy BUTLER				DP									
12	Marla GORDON				DP									
23	Trish LEWIS				DP									
14	Misty LAMB		0	1	0	0	2	2	0		0	0	0	0
	TEAM REBOUNDS (Included in Totals)						1							
	TOTALS		25	56	13	23	36	13	63		10	4	1	7

.310 (9-29) FG %: 1st Half ~~[illegible]~~ 2nd Half .592 (16-27) Game .446 Deadball Rebounds 2

FT %: 1st Half .666 (6-9) 2nd Half .500 (7-14) Game .565

OFFICIALS: Barry Mathis / Jim Shoemaker

Technical Fouls:

Attendance 3,758 (PD.)

SCORE BY PERIODS	1st H.	2nd H.	OT	OT	FINAL
MT. JULIET	9-11	10-11			41
SHELBYVILLE	14-10	16-23			63

Copyright 1985 National Collegiate Athletic Association

OFFICIAL NCAA BASKETBALL BOX SCORE

Date 3-13-86 Site Murfreesboro, Tenn.

VISITORS (Last Name, First) HALFTIME

No.	MT. JULIET		FG	FGA	FT	FTA	REB	PF	TP	MIN	A	TO	BLK	S
20	Sandy MALONE	f	0	2	2	2	3	0	2		0	0	0	0
22	LaLa SEARCY	f	0	2	2	4	0	3	2		0	1	0	0
42	Stephanie ARMISTEAD	c	2	5	0	1	4	3	4		0	2	0	0
23	Shana JONES	g	0	2	0	0	0	0	0		2	1	0	0
34	Heather JEFFERY	g	3	5	0	0	2	2	6		3	0	0	0
12	Amy BREWER		3	4	0	0	0	0	6					
50	Julie HATLEY													
21	Sheryl DAVIS													
30	Michelle MYLES													
14	Denise MIDGETT													
55	Julie POULSON													
52	Monica EVANS													
	TEAM REBOUNDS (Included in Totals)						3							
	TOTALS		8	20	4	7	18	8	20		5	4	0	0

FG %: 1st Half .400 (8-20) 2nd Half ____ Game ____ Deadball Rebounds 1

FT %: 1st Half .571 (4-7) 2nd Half ____ Game ____

HOME

No.	SHELBYVILLE		FG	FGA	FT	FTA	REB	PF	TP	MIN	A	TO	BLK	S
24	Candy REED	f	0	1	2	2	3	2	2		0	1	0	0
41	Angela MOOREHEAD	f	6	15	3	5	6	1	15		0	0	0	1
15	Jill MITCHELL	c	1	6	0	0	4	0	2		1	0	1	0
11	Missy DONALDSON	g	0	2	0	0	4	0	0		1	1	0	1
22	Jena JENNINGS	g	2	4	1	2	1	2	5					
33	Wendy NEWSOM													
35	Kelly SEGROVES													
21	Beth BOBO													
25	Tracy BUTLER													
12	Marla GORDON													
23	Trish LEWIS													
14	Misty LAMB		0	1	0	0	1	1	0		0	0	0	0
	TEAM REBOUNDS (Included in Totals)						0							
	TOTALS		9	24	6	9	19	6	24		2	2	1	1

FG %: 1st Half .310 (9-21) 2nd Half ____ Game ____ Deadball Rebounds 1

FT %: 1st Half .666 (6-9) 2nd Half ____ Game ____

OFFICIALS: Barry Mathis / Jim Shoemaker

Technical Fouls: ____

Attendance ____

SCORE BY PERIODS

	1st H.	2nd H.	OT	OT	F/N
MT. JULIET	9-11				
SHELBYVILLE	14-10				

Copyright 1985 National Collegiate Athletic Association

OFFICIAL NCAA BASKETBALL BOX SCORE

Date 3-1d-86 Site Murfreesboro, Tenn.

VISITORS (Last Name, First) FINAL

No.	SHELBYVILLE (38-0)		FG	FGA	FT	FTA	REB	PF	TP	MIN	A	TO	BLK	S
24	Candy REED	f	3	5	0	0	6	3	6		2	2	0	0
41	Angela MOOREHEAD	f	6	13	5	10	8	2	17		1	0	1	3
15	Jill MITCHELL	c	4	14	0	0	9	1	8		3	2	0	3
11	Missy DONALDSON	g	3	5	0	0	4	2	6		1	2	0	2
22	Jena JENNINGS	g	7	12	7	8	7	3	21		2	1	3	4
33	Wendy NEWSOM		0	0	0	0	0	0	0		0	1	0	0
35	Kelly SEGROVES		0	0	0	0	0	0	0		0	0	0	0
21	Beth BOBO		0	0	0	0	0	0	0		0	1	0	0
25	Tracy BUTLER		—	—										
12	Marla GORDON		—	—										
23	Trish LEWIS		0	0	1	2	1	1	1		0	1	0	0
14	Misty LAMB		0	0	0	0	0	0	0		0	0	0	0
	TEAM REBOUNDS (Included in Totals)						1							
	TOTALS		23	49	13	20	36	12	59		9	10	4	12

FG %: 1st Half .500 (12-24) 2nd Half .440 (11-25) Game .469

FT %: 1st Half .500 (4-8) 2nd Half .750 (9-12) Game .684 Deadball Rebounds 4

HOME

No.	DYERSBURG (34-3)		FG	FGA	FT	FTA	REB	PF	TP	MIN	A	TO	BLK	S
50	Amy CREWS	f	0	2	0	0	2	2	0		0	0	1	1
52	Sandy ANDERSON	f	1	4	0	0	6	2	2		3	2	1	0
54	Sherrelle WARREN	c	7	11	0	0	6	4	14		0	0	2	0
30	Sarah ANDERSON	g	4	12	2	5	3	2	10		1	3	0	1
42	Gina BRADDY	g	0	8	0	4	5	4	0		2	5	0	1
22	Laurie BOSTON		0	0	0	0	0	0	0		0	0	0	0
32	Jocelyn COLE		0	0	0	0	0	0	0		0	2	0	0
55	Quintella DYSON		0	0	0	0	0	1	0		0	0	0	0
20	Teresa PETTIE		0	0	0	0	0	1	0		0	0	0	0
10	Cindy WALLACE		0	0	0	0	1	1	0		0	0	0	0
34	Lori WEBSTER		0	0	0	0	0	0	0		0	0	0	0
24	Amy WHEELER		0	0	0	0	0	0	0		0	2	0	0
	TEAM REBOUNDS (Included in Totals)						0							
	TOTALS		12	37	2	9	23	17	26		6	14	4	3

FG %: 1st Half .389 (7-18) 2nd Half .263 (5-19) Game .324

FT %: 1st Half .000 (0-3) 2nd Half .333 (2-6) Game .222 Deadball Rebounds 2

OFFICIALS: Don Colbaugh/Jim Merritt

Technical Fouls:

Attendance

SCORE BY PERIODS	1st H.	2nd H.	OT	OT	FINAL
SHELBYVILLE	9-19	14-17			59
DYERSBURG	8-6	9-3			26

Copyright 1985 National Collegiate Athletic Association

OFFICIAL NCAA BASKETBALL BOX SCORE

Date 3-1d-86 Site Murfreesboro, Tenn.

VISITORS (Last Name, First) HALFTIME

No.	SHELBYVILLE		FG	FGA	FT	FTA	REB	PF	TP	MIN	A	TO	BLK	S
24	Candy REED	f	0	1	0	0	1	1	0		0	0	0	0
41	Angela MOOREHEAD	f	3	6	1	4	4	1	7		0	0	0	2
15	Jill MITCHELL	c	3	7	0	0	4	0	6		1	2	0	2
11	Missy DONALDSON	g	3	3	0	0	2	1	6		0	1	0	1
22	Jena JENNINGS	g	3	7	3	4	3	2	9		2	0	0	2
33	Wendy NEWSOM													
35	Kelly SEGROVES													
21	Beth BOBO													
25	Tracy BUTLER													
12	Marla GORDON													
23	Trish LEWIS													
14	Misty LAMB													
	TEAM REBOUNDS (Included in Totals)						1							
	TOTALS		12	24	4	8	15	5	28		3	3	0	

FG %: 1st Half .500 2nd Half ____ Game ____ Deadball Rebounds 3

FT %: 1st Half .500 2nd Half ____ Game ____

HOME

No.	DYERSBURG		FG	FGA	FT	FTA	REB	PF	TP	MIN	A	TO	BLK	
50	Amy CREWS	f	0	1	0	0	1	2	0		0	0	0	0
52	Sandy ANDERSON	f	0	2	0	0	3	2	0		1	1	0	0
54	Sherrelle WARREN	c	3	5	0	0	3	2	6		0	0	2	1
30	Sarah ANDERSON	g	4	9	0	1	3	0	8		0	2	0	1
42	Gina BRADDY	g	0	1	0	2	1	1	0		1	1	0	0
22	Laurie BOSTON		—	—	—	—					~~0~~	0	0	0
32	Jocelyn COLE		0	0	0	0	0	0	0		0	2	0	0
55	Quintella DYSON													
20	Teresa PETTIE													
10	Cindy WALLACE													
34	Lori WEBSTER													
24	Amy WHEELER		0	0	0	0	0	0	0					
	TEAM REBOUNDS (Included in Totals)						0							
	TOTALS		7	18	0	3	11	7	14					

FG %: 1st Half .389 2nd Half ____ Game ____ Deadball Rebounds 1

FT %: 1st Half .000 2nd Half ____ Game ____

OFFICIALS: Don Colbaugh/Jim Merritt

Technical Fouls: ____

Attendance ____

Copyright 1985 National Collegiate Athletic Association

SCORE BY PERIODS

	1st H.	2nd H.	OT	OT	FIN
SHELBYVILLE	9-19				
DYERSBURG	8-6				

OFFICIAL NCAA BASKETBALL BOX SCORE

Date 3-15-86 Site Murfreesboro, Tenn.

VISITORS (Last Name, First) CLASS AAA - CHAMPIONSHIP GAME FINAL

No.	SHELBYVILLE (39-0)		FG	FGA	FT	FTA	REB	PF	TP	MIN	A	TO	BLK	S
24	Candy REED	f	1	3	0	2	4	3	2		0	3	0	0
41	Angela MOOREHEAD	f	11	17	10	16	15	3	32		0	3	1	1
15	Jill MITCHELL	c	6	8	3	3	5	3	15		4	2	1	0
11	Missy DONALDSON	g	1	2	5	8	1	3	7		1	7	0	3
22	Jena JENNINGS	g	2	4	9	11	5	3	13		4	1	0	1
33	Wendy NEWSOM		0	0	0	0	0	0	0		0	0	0	0
35	Kelly SEGROVES		0	0	0	0	0	1	0		0	0	0	0
21	Beth BOBO		0	0	0	0	0	0	0		0	0	0	0
25	Tracy BUTLER		0	0	0	0	0	0	0		0	0	0	0
12	Marla GORDON		0	0	0	0	0	0	0		0	0	0	0
23	Trish LEWIS		0	0	0	0	0	0	0		0	0	0	0
34	Misty LAMB		0	0	0	0	0	0	0		0	0	0	0
	TEAM REBOUNDS (Included in Totals)						1							
	TOTALS		21	34	27	40	31	16	69		9	16	2	5

FG %: 1st Half .588 (10-17) 2nd Half .647 (11-17) Game .617

FT %: 1st Half .875 (14-16) 2nd Half .541 (13-24) Game .675

Deadball Rebounds 0

HOME

No.	OAK RIDGE (34-2)		FG	FGA	FT	FTA	REB	PF	TP	MIN	A	TO	BLK	S
14	Nancy SMITH	f	4	16	6	10	3	2	14		0	3	0	1
12	Tina KILLIAN	f	2	7	0	0	0	5	4		0	1	0	1
50	Jackie BOOKER	c	2	5	1	2	8	4	5		1	0	0	0
10	Jennifer AZZI	g	8	14	0	0	9	4	16		2	5	1	0
32	Teresa SMITH	g	2	8	2	2	3	4	6		0	3	0	0
52	Susan THOMPSON		1	2	0	2	1	1	2		0	0	0	1
30	Dana SCOTT		0	3	0	0	1	1	0		0	2	0	0
44	Cornelia GILMORE		1	1	2	3	2	5	4		0	2	0	0
22	Stephanie YOUNG		0	0	0	0	0	0	0		0	0	0	0
20	Susan HORSEWOOD		0	0	0	0	0	0	0		0	0	0	0
24	Jennifer COOKE		0	0	0	0	0	0	0		0	0	0	0
34	Yolanda MITCHELL		0	1	0	0	0	0	0		0	1	0	0
	TEAM REBOUNDS (Included in Totals)						3							
	TOTALS		20	57	11	19	30	26	57		3	17	1	3

FG %: 1st Half .360 (9-25) 2nd Half .343 (11-32) Game .350

FT %: 1st Half .333 (3-9) 2nd Half .800 (8-10) Game .579

Deadball Rebounds 2

OFFICIALS: JERRY JONES, DON COLBAUGH

Technical Fouls:

Attendance 9,014 (PD.)

(24,437 FOR TOURNEY - INCREASE OF 5,411 OVER 1985)

SCORE BY PERIODS	1st H.	2nd H.	OT	OT	FINA
SHELBYVILLE	14-20	10-25			69
OAK RIDGE	10-11	10-20			51

Copyright 1985 National Collegiate Athletic Association

OFFICIAL NCAA BASKETBALL BOX SCORE

Date 3-15-86 Site Murfreesboro, Tenn.

VISITORS (Last Name, First) **CLASS AAA - CHAMPIONSHIP GAME** HALFTIME

No.	SHELBYVILLE		FG	FGA	FT	FTA	REB	PF	TP	MIN	A	TO	BLK	S
24	Candy REED	f	0	0	0	0	0	1	0		0	1	0	0
41	Angela MOOREHEAD	f	5	8	7	8	7	2	17		0	1	1	1
15	Jill MITCHELL	c	3	5	1	1	3	3	7		4	1	0	0
11	Missy DONALDSON	g	1	2	3	4	1	1	5		0	2	0	2
22	Jena JENNINGS	g	1	2	3	3	3	1	5		1	1	0	0
33	Wendy NEWSOM													
35	Kelly SEGROVES													
21	Beth BOBO													
25	Tracy BUTLER													
12	Marla GORDON													
23	Trish LEWIS													
14	Misty LAMB		0	0	0	0	0	0	0		0	0	0	0
	TEAM REBOUNDS (Included in Totals)						1							
	TOTALS		10	17	14	16	15	8	34		5	6	1	3

FG %: 1st Half .588 2nd Half ____ Game ____ Deadball Rebounds 0

FT %: 1st Half .875 2nd Half ____ Game ____

HOME

No.	OAK RIDGE		FG	FGA	FT	FTA	REB	PF	TP	MIN	A	TO	BLK	S
14	Nancy SMITH	f	1	7	2	4	0	1	4		0	0	0	0
12	Tina KILLIAN	f	1	4	0	0	0	1	2		0	1	0	0
50	Jackie BOOKER	c	1	3	1	2	6	2	3		1	0	0	0
10	Jennifer AZZI	g	5	7	0	0	2	3	10		1	3	0	0
32	Teresa SMITH	g	0	3	0	0	1	3	0		0	0	0	0
52	Susan THOMPSON		0	0	0	2	0	0	0		0	0	0	1
30	Dana SCOTT		0	0	0	0	0	1	0		0	2	0	0
44	Cornelia GILMORE		1	1	0	1	2	1	2		0	1	0	0
22	Stephanie YOUNG													
20	Susan HORSEWOOD													
24	Jennifer COOKE													
34	Yolanda MITCHELL													
	TEAM REBOUNDS (Included in Totals)						2							
	TOTALS		9	25	3	9	13	12	21		2	7	0	1

FG %: 1st Half .360 2nd Half ____ Game ____ Deadball Rebounds 1

FT %: 1st Half .333 2nd Half ____ Game ____

OFFICIALS: JERRY JONES, DON COLBAUGH

Technical Fouls: ____

Attendance ____

Copyright 1985 National Collegiate Athletic Association

SCORE BY PERIODS

	1st H.	2nd H.	OT	OT	FINAL
SHELBYVILLE	14-20				
OAK RIDGE	10-11				

1985 Class AAA State Girls' Basketball Tournament

March 6 - March 9, 1985 · Middle Tennessee State University - Murfreesboro

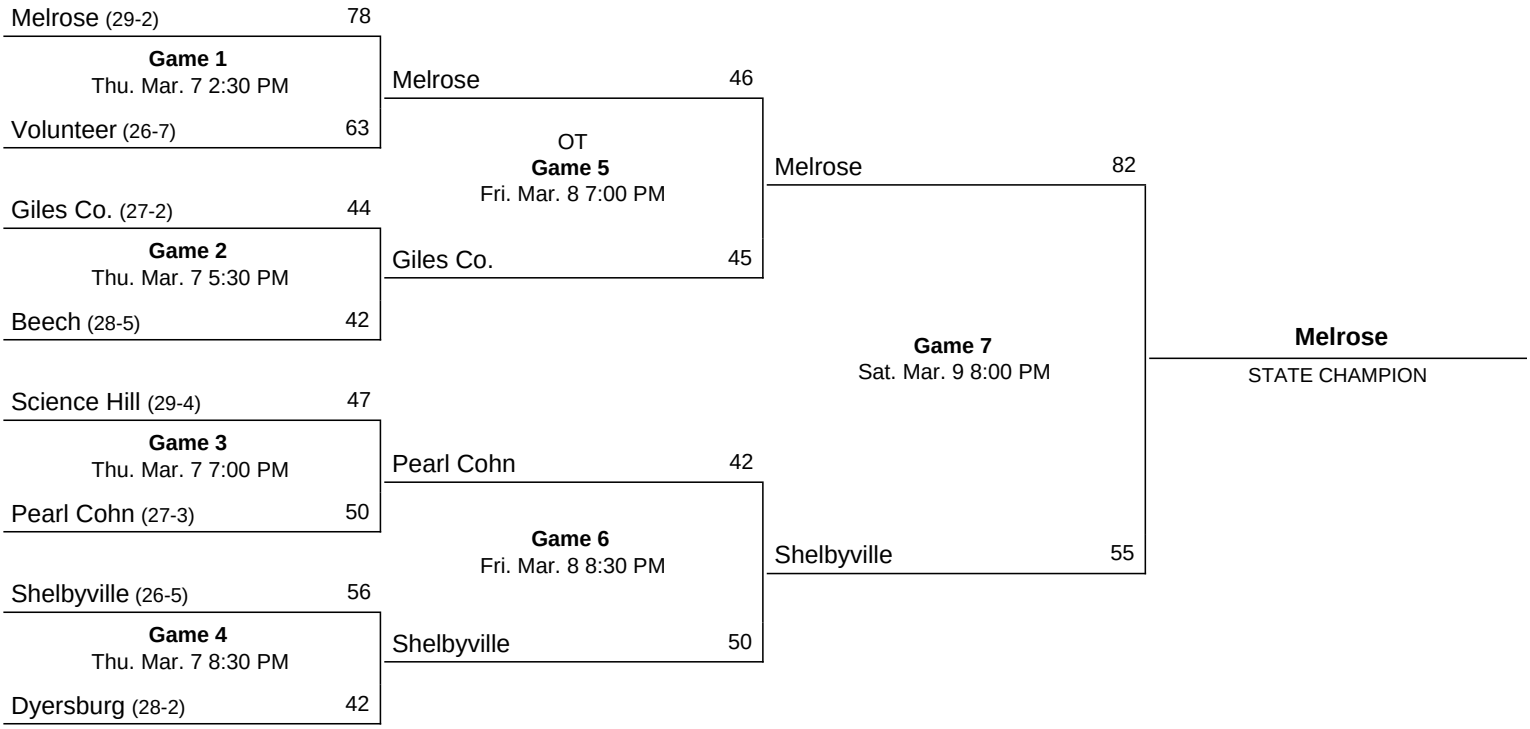

FFICIAL NCAA BASKETBALL BOX SCORE

Date 3-7-85 Site MTSU

ISITORS (Last Name, First) — FINAL —

lo.	DYERSBURG (28-3)		FG	FGA	FT	FTA	REB	PF	TP	MIN	A	TO	BLK	S
-2	GINA BRADDY	f	2	7	0	1	1	1	4					
2	SANDY ANDERSON	f	3	6	0	1	4	5	6					
4	SHERELLE WARREN	c	8	15	6	8	10	5	22					
4	ANNETTE JONES	g	2	8	0	0	2	3	4					
30	SARAH ANDERSON	g	2	4	1	2	4	1	5					
0	TINA FLOWERS		0	1	1	2	2	2	1					
0	TERESA PEHIE		0	0	0	0	0	0	0					
4	LORI WEBSTER		0	0	0	0	0	0	0					
0	CINDY WALLACE		0	0	0	0	0	0	0					
2	LAURIE BOSTON		0	1	0	0	0	0	0					
2	JOYCELYN COLE		0	0	0	0	0	0	0					
1	AMY CROWS		0	0	0	0	0	0	0					
	TEAM REBOUNDS (Included in Totals)		17				0							
	TOTALS		[illegible]	42	8	14	23	17						

FG %: 1st Half .523 (11-21) 2nd Half .386 (6-21) Game [illegible] .405

FT %: 1st Half .500 (3-6) 2nd Half .625 (5-8) Game .571

Deadball Rebounds 0

OME

lo.	SHELBYVILLE (27-5)		FG	FGA	FT	FTA	REB	PF	TP	MIN	A	TO	BLK	S
4	TERESA TAYLOR	f	1	5	0	0	0	1	2					
2	JENA JENNINGS	f	2	10	2	2	1	3	6					
5	JILL MITCHELL	c	6	10	4	4	3	4	16					
1	MISSY DONELSON	g	2	5	0	0	5	3	4					
41	ANGELA MOOREHEAD	g	8	15	*12	*19	*22	4	28					
4	CANDY REED		0	0	0	0	0	0	0					
	TEAM REBOUNDS (Included in Totals)						0							
	TOTALS		19	45	18	25	31	15	56					

FG %: 1st Half .409 (9-22) 2nd Half .434 (10-23) Game [illegible] .422

FT %: 1st Half .900 (9-10) 2nd Half .600 (9-15) Game .720

Deadball Rebounds 1

FFICIALS: CURTIS SHAW / DOYLE SALYER

SCORE BY PERIODS	1st H.		2nd H.		OT	OT	FINAL
DYERSBURG	14	11	8	9			42
SHELBYVILLE	11	16	12	17			56

echnical Fouls:

ttendance 2,713

Copyright 1983 National Collegiate Athletic Association

* NEW TSSAA TOURNAMENT RECORD

OFFICIAL NCAA BASKETBALL BOX SCORE

Date 3-7-85 Site MTSU

VISITORS (Last Name, First) — HALF TIME

No.	DYERSBURG		FG	FGA	FT	FTA	REB	PF	TP	MIN	A	TO	BLK	S
42	GINA BRADDY	f	1	3	0	1	1	0	2					
52	SANDY ANDERSON	f	2	3	0	0	2	2	4					
54	SHERELLE WARREN	c	5	8	2	3	5	2	12					
24	ANNETTE JONES	g	1	3	0	0	0	2	2					
30	SARAH ANDERSON	g	2	4	1	2	3	1	5					
	TEAM REBOUNDS (Included in Totals)													
	TOTALS		11	21	3	6	11	7	25					

FG %: 1st Half .523 2nd Half ____ Game ____ Deadball Rebounds ____

FT %: 1st Half .500 2nd Half ____ Game ____

HOME

No.	SHELBYVILLE		FG	FGA	FT	FTA	REB	PF	TP	MIN	A	TO	BLK	S
14	TERESA TAYLOR	f	1	5	0	0	0	0	2					
22	JENA JENNINGS	f	2	6	0	0	0	2	4					
15	JILL MITCHELL	c	1	2	4	4	2	1	6					
11	MISSY DONELSON	g	1	2	0	0	3	1	2					
41	ANGELA MOOREHEAD	g	4	7	5	6	6	3	13					
~~5~~	~~KELLY SEGRAVES~~													
24	CANDY REED		0	0	0	0	0	0	0					
	TEAM REBOUNDS (Included in Totals)													
	TOTALS		9	22	9	10	11	7	27					

FG %: 1st Half .409 2nd Half ____ Game ____ Deadball Rebounds ____

FT %: 1st Half .900 2nd Half ____ Game ____

OFFICIALS: CURTIS SHAW / DALE SALYER

Technical Fouls: ____

Attendance ____

Copyright 1983 National Collegiate Athletic Association

SCORE BY PERIODS

	1st H.	2nd H.	OT	OT	FINAL
DYERSBURG	14				
SHELBYVILLE	11				

16

OFFICIAL NCAA BASKETBALL BOX SCORE

Date 3-8-85 Site MTSU

VISITORS (Last Name, First) RECORD (28-5) -FINAL-

No.	SHELBYVILLE	FG	FGA	FT	FTA	REB	PF	TP	MIN	A	TO	BLK	S
22	JENA JENNINGS f	5	9	4	6	12	1	14					
41	ANGELA MOOREHEAD	4	12	16	20	9	3	24					
5	JILL MITCHELL c	0	4	6	8	4	2	6					
11	MISSY DONELSON g	1	1	0	0	0	5	2					
14	TERESA TAYLOR g	0	0	2	3	1	3	2					
35	KELLY SEGROVES	0	0	0	0	0	0	0					
24	CANDY REED	1	1	0	0	1	1	2					
	TEAM REBOUNDS (Included in Totals)					4							
	TOTALS	11	27	28	37	31	15	50					

FG %: 1st Half .500 (7-14) 2nd Half .308 (4-13) Game .407

FT %: 1st Half .714 (10-14) 2nd Half .783 (18-23) Game .768

Deadball Rebounds 4

HOME RECORD (28-3)

No.	PEARL-COHN	FG	FGA	FT	FTA	REB	PF	TP	MIN	A	TO	BLK	S
30	CYNTHIA HICKS f	5	15	2	2	2	4	12					
31	RENA KNIGHT f	4	13	0	0	5	4	8					
24	LA WANDA SHAW c	1	2	1	2	2	1	3					
14	TONYA MARLOWE g	3	13	0	4	4	4	6					
22	FELICE GRAHAM g	0	3	2	3	3	4	2					
20	KIM STEWART	4	5	3	4	5	4	11					
10	LASHONDA RUCKER	0	0	0	0	0	0	0					
40	KARA WILLIAMS	0	0	0	0	1	1	0					
32	MARIE CHEEKS	0	1	0	0	0	0	0					
12	MONICA EVANS	0	0	0	0	0	0	0					
44	PRISCILLA WALLER	0	0	0	0	0	0	0					
	TEAM REBOUNDS (Included in Totals)					5							
	TOTALS .263 (5-19)	17	52	8	15	27	22	42					

FG %: 1st Half ~~.500 (7-14)~~ 2nd Half .364 (12-33) Game .327

FT %: 1st Half ~~.714 (10-14)~~ .500 (4-8) 2nd Half .571 (4-7) Game .533

Deadball Rebounds 2

OFFICIALS: RAYMOND DUKE / STEVE WINNETTE

Technical Fouls:

Attendance 3,103

Copyright 1983 National Collegiate Athletic Association

SCORE BY PERIODS

	1st H.		2nd H.		OT	OT	FINAL
SHELBYVILLE	9	15	7	19			50
PEARL-COHN	9	5	14	14			42

OFFICIAL NCAA BASKETBALL BOX SCORE

Date 3-8-85 Site MTSU

VISITORS (Last Name, First)

- HALFTIME -

No.	SHELBYVILLE		FG	FGA	FT	FTA	REB	PF	TP	MIN	A	TO	BLK	S
22	JENA JENNINGS	f	3	4	2	2	7	1	8					
41	ANGELA MOOREHEAD	f	3	7	5	8	4	1	11					
15	JILL MITCHELL	c	0	2	1	2	1	0	1					
11	MISSY DONELSON	g	1	1	0	0	0	3	2					
14	TERESA TAYLOR	g	0	0	2	2	1	1	2					
	TEAM REBOUNDS (Included in Totals)						2							
	TOTALS		7	14	10	14	15	6	24					

FG %: 1st Half .500 2nd Half ____ Game ____ Deadball Rebounds 2

FT %: 1st Half .714 2nd Half ____ Game ____

HOME

No.	PEARL - COHN		FG	FGA	FT	FTA	REB	PF	TP	MIN	A	TO	BLK	S
30	CYNTHIA HICKS	f	2	8	2	2	1	1	6					
31	RENA KNIGHT	f	0	2	0	0	1	1	0					
24	LAWANDA SHAW	c	1	2	1	2	2	1	3					
14	TONYA MARLOWE	g	2	7	0	2	1	2	4					
22	FELICE GRAHAM	g	0	0	0	0	1	1	0					
20	KIM STEWART		0	0	1	2	0	1	1					
10	LASHONDA RUCKER		0	0	0	0	0	0	0					
40	KARA WILLIAMS		0	0	0	0	1	1	0					
	TEAM REBOUNDS (Included in Totals)						2							
	TOTALS		5	19	4	8	9	8	14					

FG %: 1st Half .263 2nd Half ____ Game ____ Deadball Rebounds 2

FT %: 1st Half .500 2nd Half ____ Game ____

OFFICIALS: RAYMOND DUKE / STEVE WINNETTE

Technical Fouls: ____

Attendance ____

Copyright 1983 National Collegiate Athletic Association

SCORE BY PERIODS

	1st H.	2nd H.	OT	OT	FINA
SHELBYVILLE	9	15			
PEARL-COHN	9	5			

OFFICIAL NCAA BASKETBALL BOX SCORE

Date 03-09-85 Site MTSU

VISITORS (Last Name, First) (27-6) FINAL

No.	SHELBYVILLE (28-6)		FG	FGA	FT	FTA	REB	PF	TP	MIN	A	TO	BLK
22	JENA JENNINGS	f	3	7	3	4	6	3	9				
41	ANGELA MOOREHEAD	f	5	16	9	14	20	4	19				
15	JILL MITCHELL	c	8	15	4	4	7	2	20				
11	MISSEY DONELSON	g	2	10	1	3	2	3	5				
14	TERESA TAYLOR	g	0	1	0	0	0	1	0				
21	BETH BOBO		0	4	0	1	0	3	0				
35	KELLY SEGROVES		0	3	0	0	2	3	0				
24	CANDY REED		0	0	0	0	0	2	0				
23	TRISHA LEWIS		0	4	2	3	2	2	2				
33	WENDY NEWSOM		0	1	0	0	3	3	0				
25	TRACI BUTLER		0	0	0	0	0	0	0				
12	MARLA GORDON		0	0	0	0	1	3	0				
	TEAM REBOUNDS (Included in Totals)						1						
	TOTALS		18	61	19	29	44	29	55				

FG %: 1st Half .364 2nd Half .256 (10-39) Game .295

FT %: 1st Half .500 2nd Half .736 (14-19) Game .655

Deadball Rebounds 1

HOME (31-2)

No.	MELROSE (32-2)		FG	FGA	FT	FTA	REB	PF	TP	MIN	A	TO	BLK
4	PAM FALKNER	f	3	7	1	3	2	3	7				
22	ARETHA FASON	f	2	5	2	3	9	3	6				
30	CARLA DUNCAN	c	7	12	2	2	8	4	16				
12	STELLA CANNON	g	11	27	18	20	8	4	40				
44	KAREN DAVIS	g	2	5	1	5	4	3	5				
34	KIM BOGGAN		0	1	3	3	4	3	3				
52	STELLA WOODLEY		0	0	2	3	4	2	2				
32	ANDREA BANKS		1	1	0	0	0	0	2				
14	TIKITA MILTON		0	0	0	0	0	1	0				
10	GLENN ECHOLS		0	0	0	0	0	0	0				
~~20~~	~~YOLANDA YOUNG~~												
20	STEPHANIE HARRIS		0	0	1	2	0	0	1				
50	HELEN BEDFORD		0	0	0	0	0	1	0				
	TEAM REBOUNDS (Included in Totals)						3						
	TOTALS		26	58	30	41	42	24	82				

FG %: 1st Half .406 2nd Half .500 (13-26) Game .448

FT %: 1st Half .923 2nd Half .643 (18-28) Game .733

Deadball Rebounds 1

OFFICIALS: ERNEST JONES / TOM SCHUMPERT

Technical Fouls:

Attendance 7,302

SCORE BY PERIODS

	1st H.	2nd H.	OT	OT	FINAL
SHELBYVILLE	31	24			55
MELROSE	40	42			82

Copyright 1983 National Collegiate Athletic Association

TOTAL ATT. FOR WOMEN: 15,

OFFICIAL NCAA BASKETBALL BOX SCORE

Date 03-09-85 Site MTSU

VISITORS (Last Name, First) HALF

No.	SHELBYVILLE		FG	FGA	FT	FTA	REB	PF	TP	MIN	A	TO	Bl
22	JENA JENNINGS	f	3	7	0	0	4	1	6				
41	ANGELA MOOREHEAD	f	3	7	2	4	8	2	8				
15	JILL MITCHELL	c	2	5	2	2	3	1	6				
11	MISSEY DONELSON	g	0	3	1	3	2	2	1				
14	TERESA TAYLOR	g	0	0	0	0	0	1	0				
21	BETH BOBO		0	0	0	1	0	3	0				
35	KELLY SEGROVES		0	0	0	0	0	0	0				
	TEAM REBOUNDS (Included in Totals)						1						
	TOTALS		8	22	5	10	18	10	21				

FG %: 1st Half .364 2nd Half ____ Game ____ Deadball Rebounds ____

FT %: 1st Half .500 2nd Half ____ Game ____

HOME

No.	MELROSE		FG	FGA	FT	FTA	REB	PF	TP	MIN	A	TO	Bl
4	PAM FALKNER	f	2	5	0	0	2	~~3~~ 2	4				
22	ARETHA FASON	f	0	2	0	0	5	2	0				
30	CARLA DUNCAN	c	4	5	2	2	3	1	10				
12	STELLA CANNON	g	5	14	10	10	4	2	20				
44	KAREN DAVIS	g	2	5	0	1	~~3~~ 3	2	4				
34	KIM BOGGAN		0	1	0	0	1	1	0				
	TEAM REBOUNDS (Included in Totals)						2						
	TOTALS		13	32	12	13	20	10	38				

FG %: 1st Half .406 2nd Half ____ Game ____ Deadball Rebounds ____

FT %: 1st Half .923 2nd Half ____ Game ____

OFFICIALS: ERNEST JONES / TOM SCHUMPERT

Technical Fouls: ____

Attendance ____

Copyright 1983 National Collegiate Athletic Association

SCORE BY PERIODS

	1st H.	2nd H.	OT	2
SHELBYVILLE	11	10		
MELROSE	18	20		

CANNON - ~~FREE~~ KIM WEBB'S RECORD 10 FREE THROWS IN A ROW

Broke

14 in a row

1984 Class AAA State Girls' Basketball Tournament

March 14 - March 17, 1984 · Middle Tennessee State University - Murfreesboro

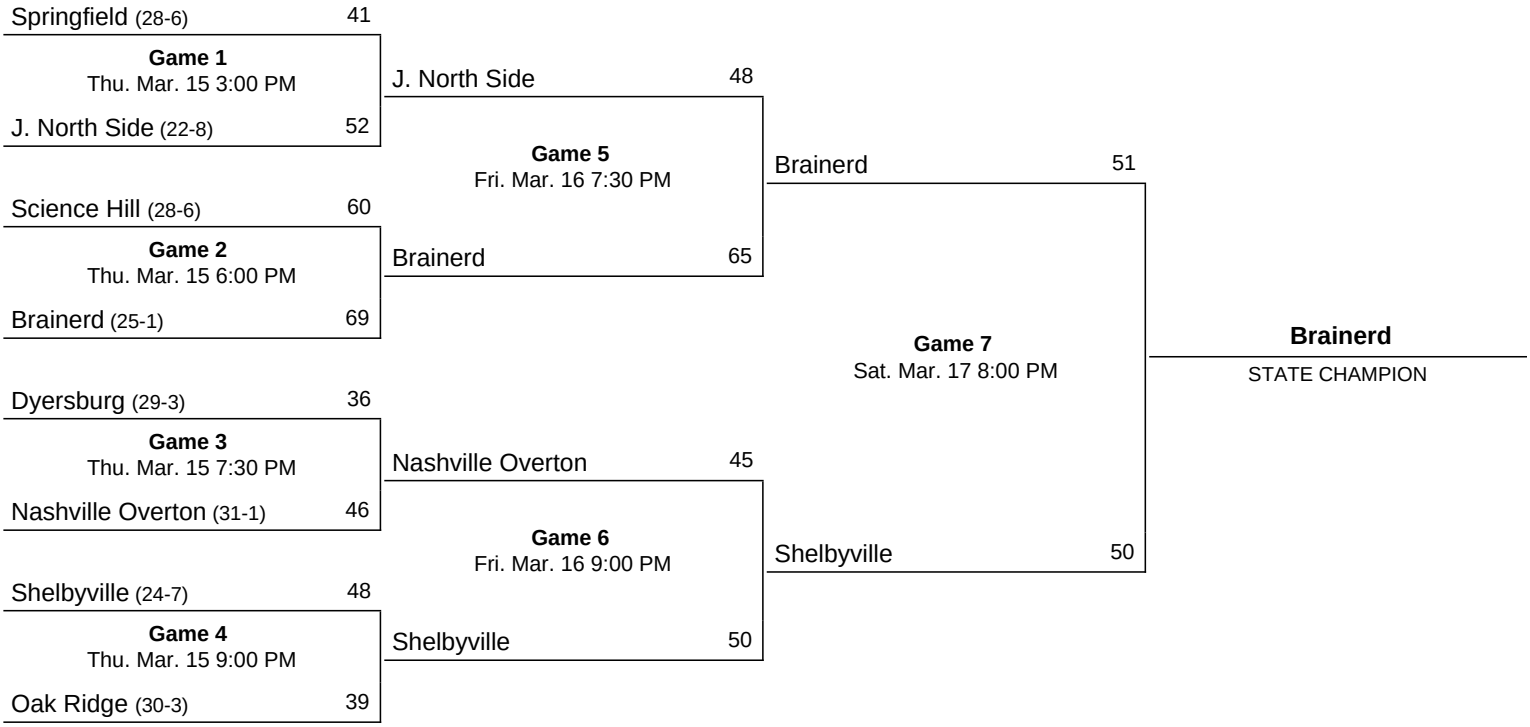

Game 1
Thu. Mar. 15 3:00 PM

Springfield (28-6)	41
J. North Side (22-8)	52

Game 2
Thu. Mar. 15 6:00 PM

Science Hill (28-6)	60
Brainerd (25-1)	69

Game 3
Thu. Mar. 15 7:30 PM

Dyersburg (29-3)	36
Nashville Overton (31-1)	46

Game 4
Thu. Mar. 15 9:00 PM

Shelbyville (24-7)	48
Oak Ridge (30-3)	39

Game 5
Fri. Mar. 16 7:30 PM

J. North Side	48
Brainerd	65

Game 6
Fri. Mar. 16 9:00 PM

Nashville Overton	45
Shelbyville	50

Game 7
Sat. Mar. 17 8:00 PM

Brainerd	51
Shelbyville	50

Brainerd
STATE CHAMPION

12

OFFICIAL NCAA BASKETBALL BOX SCORE

Date 3-15-84 Site Murfreesboro, Tenn.

VISITORS (Last Name, First)

No	Oak Ridge		FG	FGA	FT	FTA	REB	PF	TP	MIN	A	TO	BLK	S
41	Booker, Angela	f	1	4	2	2	6	1	4					
53	Hale, Tanja	f	4	11	0	0	8	2	8					
51	Kirk, Regina	c	7	13	1	2	5	5	15					
35	Spratling, Barbara	g	3	10	0	0	4	2	6					
43	Smith, Machelle	g	2	8	0	0	4	3	4					
11	Azzi Jennifer		1	3	0	0	1	2	2					
23	Sommerfield, Sherrie		0	0	0	0	1	0	0					
	TEAM REBOUNDS (Included in Totals)						0							
	TOTALS		18	49	3	4	29	15	39			19		

FG %: 1st Half .744 (9-19) 2nd Half _____ Game .367

FT %: 1st Half .500 (1-2) 2nd Half _____ Game .750

Deadball Rebounds 0

HOME

No.	Shelbyville		FG	FGA	FT	FTA	REB	PF	TP	MIN	A	TO	BLK	S
15	Mitchell, Jill	f	2	6	1	2	3	0	5					
41	Morehead, Angela	f	8	13	2	3	13	4	18					
5	Smith, Patsy	c	6	15	2	3	5	3	14					
2	Jennings, Teha	g	3	5	2	4	5	2	8					
3	Dial, Susan	g	1	2	1	2	3	1	3					
	TEAM REBOUNDS (Included in Totals)						1							
	TOTALS		20	41	8	14	30	10	48			14		

FG %: 1st Half .381 (8-21) 2nd Half _____ Game .488

FT %: 1st Half .000 (0-1) 2nd Half _____ Game .571

Deadball Rebounds 0

OFFICIALS: Jim Strange, Roger Shore

Technical Fouls: _____

Attendance 2,996 (session 2)

SCORE BY PERIODS

	1st H.		2nd H.		OT	OT	FINAL
Oak Ridge	6	13	6	14			39
Shelbyville	6	10	14	18			48

Copyright 1983 National Collegiate Athletic Association

OFFICIAL NCAA BASKETBALL BOX SCORE

Date 3-15-84 Site Murfreesboro, Tenn.

VISITORS (Last Name, First)

No.	Oak Ridge		FG	FGA	FT	FTA	REB	PF	TP	MIN	A	TO	BLK
41	Booker, Angela	f	1	1	0	0	2	1	2				
43	Hale, Tanja	f	1	2	0	0	3	1	2				
51	Kirk, Regina	c	4	7	1	2	3	1	9				
35	Spratling, Barbara	g	1	5	0	0	1	0	2				
33	Smith, Machelle	g	1	3	0	0	3	2	2				
11	Azzi, Jennifer		1	1	0	0	1	0	2				
	TEAM REBOUNDS (Included in Totals)						0						
	TOTALS		9	19	1	2	13	5	19			8	

FG %: 1st Half .744 2nd Half ____ Game ____ Deadball Rebounds 0

FT %: 1st Half .500 2nd Half ____ Game ____

HOME

No.	Shelbyville		FG	FGA	FT	FTA	REB	PF	TP	MIN	A	TO	BLK
15	Mitchell, Jill	f	1	4	0	0	3	0	2				
41	Morehead, Angela	f	4	7	0	0	2	3	8				
35	Smith, Patsy	c	2	6	0	1	3	0	4				
22	Jennings, Teha	g	1	3	0	0	2	1	2				
23	Dial, Susan	g	0	1	0	0	2	1	0				
	TEAM REBOUNDS (Included in Totals)						0						
	TOTALS		8	21	0	1	12	5	16			8	

FG %: 1st Half .381 2nd Half ____ Game ____ Deadball Rebounds 0

FT %: 1st Half .000 2nd Half ____ Game ____

OFFICIALS: Tim Strange, Roger Shore

Technical Fouls: ____

Attendance ____

Copyright 1983 National Collegiate Athletic Association

SCORE BY PERIODS

	1st H.	2nd H.	OT	OT	
Oak Ridge	6	13			
Shelbyville	6	10			

OFFICIAL NCAA BASKETBALL BOX SCORE

Date 3-14-84 Site Murfreesboro, Tenn.

VISITORS (Last Name, First) 18

No.	Shelbyville		FG	FGA	FT	FTA	REB	PF	TP	MIN	A	TO	BLK	S
35	Mitchell, Jill	f	7	12	1	1	5	1	15					
34	Morehead, Angela	f	5	11	2	6	10	3	12					
25	Smith, Patsy	c	1	9	4	4	9	3	6					
12	Jennings, Jesse	g	3	7	3	4	*3	0	9					
23	Dial, Susan	g	3	5	2	3	1	3	8					
	TEAM REBOUNDS (Included in Totals)													
	TOTALS		19	44	12	18	28	10	50			14		

FG %: 1st Half .545 (12-22) 2nd Half ____ Game .432

FT %: 1st Half .429 (3-7) 2nd Half ____ Game .667

Deadball Rebounds 3

HOME:

No.	Overton (32-2)		FG	FGA	FT	FTA	REB	PF	TP	MIN	A	TO	BLK	S
35	Prince, Kim	f	3	5	2	2	9	4	8					
25	Ballinger, Cindy	f	3	7	3	4	2	1	9					
00	Hare, Nicole	c	0	4	0	0	7	2	0					
12	Davis, Lisa	g	9	20	2	4	3	4	20					
00	Wilson, Lacrita	g	4	8	0	2	6	5	8					
12	Ferguson, Jan		0	3	0	0	1	1	0					
13	Stelling, Heather		0	1	0	2	1	0	0					
	TEAM REBOUNDS (Included in Totals)						4							
	TOTALS		19	48	7	14	33	17	45			14		

FG %: 1st Half .333 (8-24) 2nd Half ____ Game .396

FT %: 1st Half ~~.375~~ (3-8) 2nd Half ____ Game .500

Deadball Rebounds 3

OFFICIALS: Leon Kush, Mike Pinde

SCORE BY PERIODS	1st H.		2nd H.		OT	OT	FINAL
Shelbyville	16	11	8	15			50
Overton	7	12	12	14			45

Technical Fouls: ____

Attendance 4,322 (session2)

Copyright 1983 National Collegiate Athletic Association

* Jennings was credited with 7 in the first half she had 1.

FFICIAL NCAA BASKETBALL BOX SCORE

Date 3-16-84 Site Murfreesboro, Tennessee

ISITORS (Last Name, First)

lo.	Shelbyville		FG	FGA	FT	FTA	REB	PF	TP	MIN	A	TO	BLK	S
5	Mitchell, Jill	f	3	5	0	0	1	1	6					
4	Morehead, Angela	f	2	4	1	5	6	1	5					
5	Smith, Patsy	c	1	4	2	2	7	1	4					
2	Jennings, Jena	g	3	5	0	0	7	0	6					
3	Dial, Susan	g	3	4	0	0	1	1	6					
	TEAM REBOUNDS (Included in Totals)													
	TOTALS		12	22	3	7	22	4	27					

FG %: 1st Half .545 2nd Half ____ Game ____ Deadball Rebounds 2

FT %: 1st Half .429 2nd Half ____ Game ____

OME

lo.	Overton		FG	FGA	FT	FTA	REB	PF	TP	MIN	A	TO	BLK	S
5	Prince, Kim	f	1	2	2	2	4	1	4					
5	Ballinger, Cindy	f	1	5	1	2	1	0	3					
0	Hare, Nicole	c	0	1	0	0	4	1	0					
2	Davis, Lisa	g	3	9	0	0	2	2	6					
0	Wilson, Lacritia	g	3	5	0	2	2	1	6					
2	Ferguson, Jan		0	2	0	0	0	1	0					
3	Stelling, Heather		0	0	0	2	1	0	0					
	TEAM REBOUNDS (Included in Totals)						1							
	TOTALS		8	24	3	8	15	6	19			8		

FG %: 1st Half .333 2nd Half ____ Game ____ Deadball Rebounds 3

FT %: 1st Half .375 2nd Half ____ Game ____

FFICIALS: Leon Kilgo, Mike Rude

SCORE BY PERIODS	1st H.		2nd H.		OT	OT	FINAL
Shelbyville	16	11					
Overton	7	12					

chnical Fouls:

tendance

Copyright 1983 National Collegiate Athletic Association

OFFICIAL NCAA BASKETBALL BOX SCORE

Date 3-17-84 Site Murfreesboro, Tenn

VISITORS (Last Name, First)

No.	Shelbyville		FG	FGA	FT	FTA	REB	PF	TP	MIN	A	TO	BLK	S
23	Dial, Susan	f	1	2	2	3	2	3	4					
34	Morehead, Angela	f	5	9	1	2	12	5	11					
15	Mitchell, Jill	c	4	11	0	0	5	4	8					
22	Jennings, Jena	g	0	4	0	0	4	3	0					
25	Smith, Patsy	g	11	28	5	9	7	3	27					
24	Reed, Candy		0	1	0	0	2	3	0					
	TEAM REBOUNDS (Included in Totals)						1							
	TOTALS		21	55	8	14	33	21	50			12		

FG %: 1st Half _____ 2nd Half _____ Game .382

FT %: 1st Half _____ 2nd Half _____ Game .571

Deadball Rebounds 0

HOME

No.	Brainerd		FG	FGA	FT	FTA	REB	PF	TP	MIN	A	TO	BLK	S
13	Smith, Louvinia	f	1	3	0	1	9	4	2					
41	Tolliver, Judy	f	2	14	3	4	5	4	7					
43	Lacy, Venus	c	10	14	4	8	11	4	24					
23	Parks, Regina	g	2	8	2	5	5	3	6					
25	Hardy, Anita	g	5	8	1	2	3	1	11					
33	Crayton, Vivian		0	1	1	2	4	1	1					
35	Strickland, Stephanie		0	0	0	0	0	0	0					
	TEAM REBOUNDS (Included in Totals)						1							
	TOTALS		20	48	11	22	38	17	51			8		

FG %: 1st Half _____ 2nd Half _____ Game .417

FT %: 1st Half _____ 2nd Half _____ Game .500

Deadball Rebounds 4

OFFICIALS: _____

Technical Fouls: DENNIS WHITSON, JIM STRANGE

6 943

SCORE BY PERIODS	1st H.		2nd H.		OT		OT	FINAL
Shelbyville	10	14	8	12	4	2		50
Brainerd	[illegible]	[illegible]	[illegible]	[illegible]	[illegible]	3		[illegible]

OFFICIAL NCAA BASKETBALL BOX SCORE

Date 3-17-84 Site Murfreesboro, Tenn.

VISITORS (Last Name, First)

No.	Shelbyville		FG	FGA	FT	FTA	REB	PF	TP	MIN	A	TO	BLK	S
23	Dial, Susan	f	1	2	0	0	1	0	2					
34	Morehead, Angela	f	4	6	1	2	9	3	9					
25	Mitchell, Jill	c	1	5	0	0	2	2	2					
32	Jennings, Jena	g	0	2	0	0	2	1	0					
25	Smith, Patsy	g	4	12	3	4	2	1	11					
24	REED, CANDY		0	0	0	0	0	0	0					
	TEAM REBOUNDS (Included in Totals)						0							
	TOTALS		10	27	4	6	16	7	24			4		

FG %: 1st Half .370 2nd Half ____ Game ____ Deadball Rebounds 0

FT %: 1st Half .667 2nd Half ____ Game ____

HOME

No.	Brainerd		FG	FGA	FT	FTA	REB	PF	TP	MIN	A	TO	BLK	S
13	Smith, Lawrinia	f	0	2	0	0	5	1	0					
11	Tolliver, Judy	f	0	7	0	0	2	1	0					
13	Lacy, Venus	c	4	6	1	3	4	1	9					
23	Parks, Regina	g	0	1	0	0	2	3	0					
35	Hardy, Anita	g	2	4	0	0	1	1	4					
33	Crayton, Vivian		0	1	1	2	3	1	1					
35	STRICKLAND, STEPHANIE		0	0	0	0	0	0	0					
	TEAM REBOUNDS (Included in Totals)						0							
	TOTALS		6	21	2	5	17	8	14					

FG %: 1st Half .285 2nd Half ____ Game ____ Deadball Rebounds 1

FT %: 1st Half .400 2nd Half ____ Game ____

OFFICIALS: Dennis Whitson, Jim Strange

Technical Fouls: ____

SCORE BY PERIODS

	1st H.	2nd H.	OT	OT	FIN
SHELBYVILLE	10	14			
		20			

1980 Class AAA State Girls' Basketball Tournament

March 4 - March 8, 1980 · Middle Tennessee State University - Murfreesboro

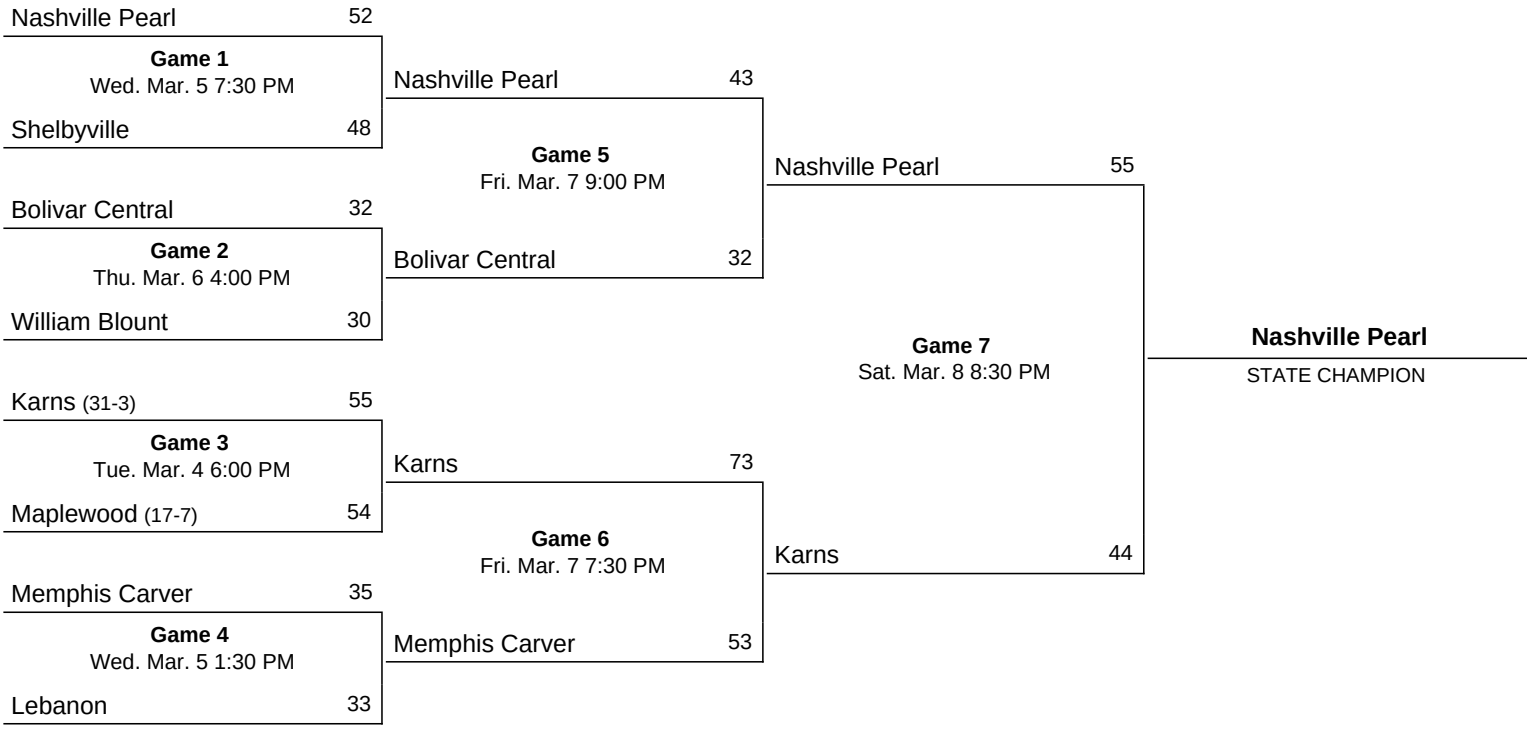

9

OFFICIAL NCAA BASKETBALL BOX SCORE

Date 3/5/80 at Murphy Center

Final

VISITORS (Last Name, First)

No.	Shelbyville		FG	FGA	FT	FTA	REB	PF	TP	A	TO	BLK	S	MIN
51	Reeves, Tammy	f	0	3	2	2	5	3	2	2	4			
55	Davis, Amy	f	3	8	1	2	7	0	7	0	0			
35	Fishback, Myla	c	5	9	2	2	7	4	12	1	6			
31	Stone, Debra	g	0	4	2	2	1	5	2	4	4			
25	Newsom, Daphene	g	9	15	1	1	4	5	19	2	9			
	Cooper, Vicky		2	4	0	0	8	2	4	0	0			
23	McCHRISTIAN, VALENCIA		1	4	0	0	1	0	2	0	0			
	Pearl													
	TEAM REBOUNDS (Included in Totals)						4							
	TOTALS		20	45	8	9	37	19	48	9	17			

FG %: 1st Half .444 2nd Half _____ Game .444 Deadball

FT %: 1st Half _____ 2nd Half _____ Game 88.8 Rebounds _____

HOME

No.	Pearl		FG	FGA	FT	FTA	REB	PF	TP	A	TO	BLK	S	MIN
24	Frazier, Barbara	f	0	0	1	2	0	1	1	0	1			
34	Johnson, Juanita	f	6	11	4	6	3	2	16	2	0			
0	Russell, Gail	c	3	11	0	1	10	0	6	0	2			
32	Caruthers, Lisa	g	4	7	5	8	7	5	13	0	2			
30	Bowman, Ruth	g	3	11	5	8	3	1	11	1	4			
12	Crowder, JEANA		1	4	1	3	0	0	3	0	0			
40	STEELE, SUSAN		1	4	0	0	3	4	2	2	2			
	TEAM REBOUNDS (Included in Totals)						5							
	TOTALS		18	48	16	28	31	13	52	5	11			

FG %: 1st Half _____ 2nd Half _____ Game 37.5 Deadball

FT %: 1st Half _____ 2nd Half _____ Game 57.1 Rebounds 3rd Q 44?

OFFICIALS: Skip Jones & Debo Toomey

Technical Fouls: NONE

Attendance _____

©by National Collegiate Athletic Association 1978

SCORE BY PERIODS 1st 2nd 3rd 4th FINAL

Shelbyville	10	17	6	15	48
Pearl	21	7	10	14	52

FFICIAL NCAA BASKETBALL BOX SCORE Date 3/5/80 Site Murphy Center

SITORS (Last Name, First) Half

o.	Shelbyville Central	FG	FGA	FT	FTA	REB	PF	TP	A	TO	BLK	S	MIN
1	Reeves, Tammy f	0	2	2	2	2	0	2	1	1			
5	Davis, Amy f	3	5	0	0	4	0	6	0	0			
5	Fishback, Myra g	1	1	0	0	3	3	2	3	0			
1	Stone, Debra g	0	2	2	2	0	4	2	2	4			
5	Newsom, Daphene g	6	10	1	1	3	3	13	2	7			
	Cooper, Vicky	1	1	0	0	1	1	2	0	0			
	[redacted]												
	TEAM REBOUNDS (Included in Totals)					2							
	TOTALS	11	21	5	5	14	11	27	6	12			

FG %: 1st Half 52.3 2nd Half _____ Game _____ Deadball Rebounds _____

FT %: 1st Half 100% 2nd Half _____ Game _____

ME

o.	Pearl	FG	FGA	FT	FTA	REB	PF	TP	A	TO	BLK	S	MIN
	Frazier, Barbara f	0	0	1	2	0	1	1	0	0			
	Johnson, Juanita f	4	9	4	4	1	0	12	0	0			
	Russell, Gail c	2	6	0	1	5	0	4	0	2			
	Caruthers, Lisa g	2	2	4	6	5	3	8	0	2			
	Bowman, Ruth g	0	2	1	2	0	0	1	0	1			
	Crowder, Jeana	0	0	0	0	0	0	0	0	0			
	STEELE, SUSAN	1	3	0	0	0	3	2	1	2			
	TEAM REBOUNDS (Included in Totals)					2							
	TOTALS	9	22	10	15	14	7	28	1	7			

FG %: 1st Half 40.9 2nd Half _____ Game _____ Deadball Rebounds _____

FT %: 1st Half 66.6 2nd Half _____ Game _____

FICIALS: Skip Jones & Debo Toomey

hnical Fouls: _____

ndance _____

©by National Collegiate Athletic Association 1978

SCORE BY PERIODS	1st	2nd	3rd	4th	HALF
Shelbyville	10	17			27
Pearl	21	7			28

1974 Large Class State Girls' Basketball Tournament

March 19 - March 22, 1974 · Jackson Coliseum - Jackson, TN

Shelbyville (26-6) 57

Game 1
Tue. Mar. 19 9:00 PM

Tullahoma (16-10) 37

Warren Co. (27-3) 65

Game 2
Tue. Mar. 19 4:00 PM

Lenoir City (27-2) 43

McNairy Central (27-2) 59

OT
Game 3
Wed. Mar. 20 9:00 PM

Bradley Central (24-3) 54

Marshall Co. 54

Game 4
Wed. Mar. 20 4:00 PM

Livingston Academy (26-5) 36

Shelbyville 55

Game 5
Thu. Mar. 21 4:00 PM

Warren Co. 48

McNairy Central 46

Game 6
Thu. Mar. 21 9:00 PM

Marshall Co. 39

Shelbyville 50

Game 7
Fri. Mar. 22 9:00 PM

McNairy Central 47

Shelbyville

STATE CHAMPION

Class: L
Game: 2

SHELBYVILLE (57)		FG-A	FT-A	RB	PF	TP
Beachboard,	f.....	5-16	2-2	1	2	12
Lankford,	f.....	4-6	10-15	4	2	18
Zitney,	f.....	8-17	7-10	1	1	23
CARTWRIGHT	.....	1-1	0-0	0	0	2
CASH	.....	1-1	0-0	0	0	2
	.....					
	.....					

GUARDS (Rebounds-Fouls): Calahan (2-2), Lance (4-3), Darnell (4-2), RIPPY (0-1), ( ), ( ), ( ), ( ),

TEAM					
Totals.....	19-41	19-27	1 27	13	57
Percentages..	46.3	70.4			

TULLAHOMA (37)		FG-A	FT-A	RB	PF	TP
Rousseau,	f.....	4-10	4-6	1	0	12
Crogan,	f.....	4-14	2-2	4	4	10
Collins,	f.....	1-4	0-0	0	0	2
LIGGETT	.....	4-12	1-2	3	1	9
TURNER	.....	0-1	0-0	0	0	0
JONES	.....	1-2	2-2	0	0	4
	.....					

GUARDS (Rebounds-Fouls): Harris (4-5), Parrish (6-3), Scott (1-2), SEELEY (5-2), MEALY (2-1), PIGOTT (5-0), ( ), ( ),

TEAM					
Totals.....	14-43	9-12	32	18	37
Percentages..	32.6	75.0			

Shelbyville	12	15	6	24	--	57
Tullahoma	6	10	4	17	--	37

OFFICIALS: Russell Crowell and Harrell Allen
Turnovers: Shelbyville 11, Tullahoma 20

HALFTIME BOX

TEAMS	SHELBYVILLE - 27	TULLAHOMA - 16
FIELD GOAL ATTEMPTS	23	18
FIELD GOALS MADE	10	6
PERCENTAGES	43.5	33.3
FREE THROW ATTEMPTS	11	6
FREE THROWS MADE	7	4
PERCENTAGE	63%	66.7
REBOUNDS	15	16
PERSONAL FOULS	BEACHBOARD-2 LANKFORD-2	ROUSSEAU-2 GROGAN-2 HARRIS-2 SCOTT-2
LEADING SCORERS	LANKFORD-10 ZITNEY - 9 BEACHBOARD-8	GROGAN-6 ROUSSEAU-5
LEADING REBOUNDERS	LANCE - 5	HARRIS - 4

NOTES

TURNOVERS:

SHELBYVILLE - 5

TULLAHOMA - 11

Class. L
Game. 5

WARREN CO. (48)		FG-A	FT-A	RB	PF	TP
BILES	f.....	15-27	2-3	6	3	32
HARDCASTLE	f.....	4-15	2-2	2	2	10
WILSON	f.....	3-7	0-0	0	1	6
	.....					
	.....					
	.....					
	.....					
	.....					

GUARDS (Rebounds-Fouls): CASEY (5-4),

MARTIN (5-3), POWERS (4-2), PRATER (3-3),

LANCE (1-0), ( ), ( ),

TEAM					
Totals.....	22-49	4-5	1/27	19	48
Percentages..	44.9	80			

SHELBYVILLE (55)		FG-A	FT-A	RB	PF	TP
BEACHBOARD	f.....	1-3	4-6	2	2	6
LANKFORD	f.....	10-12	4-6	5	0	24
ZITNEY	f.....	11-26	3-5	0	0	25
	.....					
	.....					
	.....					
	.....					

GUARDS (Rebounds-Fouls): CALAHAN (3-2),

LANCE (9-2), DARNELL (7-1), ( ),

( ), ( ), ( ),

TEAM					
Totals.....	22-41	11-17	0/26	7	55
Percentages..	53.7	64.7			

WARREN CO.	12	18	10	8	48
SHELBYVILLE	8	18	18	11	55

OFFICIALS: HARRELL ALLEN and ERNEST SMALLEN

Turnovers: WARREN CO. 14 and SHELBYVILLE 15

HALFTIME BOX

TEAMS	WARREN Co. 30	SHELBYVILLE 26
FIELD GOAL ATTEMPTS	[redacted] 26	24
FIELD GOALS MADE	14	10
PERCENTAGES	53.8	41.7
FREE THROW ATTEMPTS	2	6
FREE THROWS MADE	2	6
PERCENTAGE	100	100
REBOUNDS	15	11
PERSONAL FOULS	CASEY-3	
LEADING SCORERS	BILES-22	ZITNEY-16
LEADING REBOUNDERS	BILES-4 CASEY-3 POWERS-3	LANCE-6 LANKFORD-4

NOTES

TURNOVERS:

WARREN Co. 6

SHELBYVILLE 6

Class: 4
Game: 7

SHELBYVILLE (50)		FG-A	FT-A	RB	PF	TP
REACHBOARD	f.....	7-10	4-4	1	0	18
LANKFORD	f.....	6-9	6-7	1	1	18
ZITNEY	f.....	5-12	4-5	1	0	14
	.....					
	.....					
	.....					
	.....					

GUARDS (Rebounds-Fouls): CALAHAN (3-4), LANCE (6-5), DARNELL (0-2), RIPPY (0-4), NABON (2-2),

TEAM					
Totals.....	18-31	14-16	3 17	18	50
Percentages..	58.1	87.5			

MCNAIRY (47)		FG-A	FT-A	RB	PF	TP
GILCHRIST	f.....	12-21	6-10	6	4	30
BROWN	f.....	4-14	4-4	3	1	12
KINCHEN	f.....	1-6	3-4	3	0	5
	.....					
	.....					
	.....					
	.....					

GUARDS (Rebounds-Foul): BAXTER (5-3), SMITH (0-4), MOORE (2-2), PINEHART (2-2),

TEAM					
Totals.....	17-41	13-18	6 27	16	47
Percentages..	41.5	72.2			

SHELBYVILLE	12	18	8	12	=	50
MCNAIRY	15	12	12	8	=	47

OFFICIALS: ERNEST SMALLEN and HARRELL ALLEN.

Turnovers: SHELBYVILLE 18, MCNAIRY 15.

HALFTIME BOX

TEAMS	SHELBYVILLE 30	McNAIRY 27
FIELD GOAL ATTEMPTS	15	24
FIELD GOALS MADE	10	11
PERCENTAGES	66.7	45.8
FREE THROW ATTEMPTS	12	8
FREE THROWS MADE	10	5
PERCENTAGE	83.3	62.5
REBOUNDS	11	12
PERSONAL FOULS	RIPPY - 4 LANCE - 2	Gilchrist - 3 BAXTER - 3
LEADING SCORERS	LANKFORD - 12 BEACHBOARD - 10	Gilchrist - 18
LEADING REBOUNDERS	LANCE - 5	KINCHEN - 2 BAXTER - 2

NOTES

TURNOVERS:

SHELBYVILLE 11

McNAIRY 4

1965 State Girls' Basketball Tournament

March 16 - March 19, 1965

First Round

Somerville (30-0) 63
Tue. Mar. 16 7:30 PM
Porter 47

Shelbyville (24-4) 52
Tue. Mar. 16 9:00 PM
White Co. (23-3) 43

Bradley Central (28-1) 64
Tue. Mar. 16 4:00 PM
South Fulton 45

Maplewood (22-4) 50
Tue. Mar. 16 2:30 PM
Adamsville (22-5) 42

Sevier Co. (30-4) 52
Wed. Mar. 17 4:00 PM
Oliver Springs (17-7) 40

Chester Co. (18-10) 45
Wed. Mar. 17 2:30 PM
Lawrenceburg (26-5) 33

DeKalb Co. (26-3) 40
OT
Wed. Mar. 17 7:30 PM
Walland (31-6) 38

Hillsboro (25-2) 57
Wed. Mar. 17 9:00 PM
Lake Co. (25-4) 55

Quarterfinals

Somerville 61
Thu. Mar. 18 4:00 PM
Shelbyville 51

Bradley Central 64
Thu. Mar. 18 2:30 PM
Maplewood 41

Sevier Co. 45
Thu. Mar. 18 7:30 PM
Chester Co. 35

DeKalb Co. 61
Thu. Mar. 18 9:00 PM
Hillsboro 42

Semifinals

Somerville 66
Thu. Mar. 18 7:30 PM
Bradley Central 52

Sevier Co. 37
Thu. Mar. 18 9:00 PM
DeKalb Co. 34

Championship

Somerville 46
Fri. Mar. 19 8:30 PM
Sevier Co. 42

Somerville
STATE CHAMPION

Consolation Contests

Mar. 19 7:00 PM Third Place **Bradley Central 49**, DeKalb Co. 34 **Stats**

M.T.S.U. GYMNASIUM
MURFREESBORO, TENN.

1965 GIRLS STATE TOURNAMENT
OFFICIALS Johnny Miller, Bill Gideon

TEAM	1ST	2ND	3RD	4TH	FINAL
Sparta	11	11	10	11	43
Shelbyville	12	9	14	17	52

TEAM Sparta

POS.	PLAYERS	FIELD GOALS ATT.	MADE	%	FOUL SHOTS ATT.	MADE	%	REB.	FOULS	TOTAL POINTS
F	Sharon Clevenger	19	8		4	2		3	0	18
	Pat Sawyer	15	7		1	0		5	0	14
	Janet Young	9	2		10	7		9	3	11
G	Darnell Sims							2	4	
	Betty Duncan							3	1	
	Jeannie Hancock							8	5	
	Linda Whitaker							0	1	
						Team		4		
	TOTALS	43	17	39.5	15	9	60.0	34	14	43

TEAM Shelbyville

POS.	PLAYERS	FIELD GOALS ATT.	MADE	%	FOUL SHOTS ATT.	MADE	%	REB.	FOULS	TOTAL POINTS
F	Carolyn Sudberry	24	13		10	8		3	1	34
	Hanna Clay	14	3		4	4		2	0	10
	Barbara Jakes	4	2		4	4		5	2	8
G	Amy Finney							8	4	
	Connie Locke							0	3	
	Elaine Frazier							4	2	
						Team		2		
	TOTALS	42	18	42.9	18	16	88.9	24	12	52

Game #54

MTSU Gymnasium
Murfreesboro, Tenn

1965 Girls State Tournament

Officals Robbin Coffman
Clifford Irwin

Teams	1ST	2ND	3RD	4th	Final
Sommerville	23	16	8	14	61
Shelbyville	14	12	12	11	51

Team Sommerville

Pos	Players	Field Goals ATT	Made	%	Foul Shots ATT	Made	%	Reb	Fouls	Total Points
F	Donna Haddad	16	6		15	13		16	0	25
	Janett Gray	20	6		26	18		5	4	30
	Patty McCulley	8	2		3	2		1	1	6
G	Emily Rodgers							1	2	
	Marilyn Pike							6	2	
	Judy Kelly							8	4	
	Judy McCulley							3	5	
		44	14	31.8	44 Team	33	75%	43 3	18	61

Team Shelbyville

Pos	Players	Field Goals ATT	Made	%	Fouls Shots ATT	Made	%	Reb	Fouls	Total Points
F	Carolyn Subberry	13	5		6	4		13	3	14
	Barbara Jakes	16	8		11	6		5	2	22
	Honna Clay	20	5		7	5		2	2	15
G	Betty Bobo							2	4	
	Connis lock							1	5	
	amy Finney							6	4	
	Elain Troxler							8	3	
	Marry Higgins								5	
						Team		2		
		49	18	36.7	24	15	62.5	39	28	51

Game # 10

1964 State Girls' Basketball Tournament

March 17 - March 21, 1964

First Round

Shelbyville (29-0) 51
Tue. Mar. 17 4:00 PM
Chester Co. (24-8) 35

Grove High Paris (24-3) 43
Tue. Mar. 17 2:30 PM
Midway (34-0) 31

Manchester (23-6) 54
Tue. Mar. 17 7:30 PM
DuPont (22-5) 45

Walland (24-8) 42
Tue. Mar. 17 9:00 PM
Somerville (24-2) 37

Bradley Central (31-4) 52
Wed. Mar. 18 7:30 PM
Lexington (27-6) 29

Murfreesboro (25-4) 44
OT
Wed. Mar. 18 9:00 PM
Hendersonville (34-3) 43

Porter (24-2) 44
Wed. Mar. 18 4:00 PM
Centerville (22-5) 23

Lake Co. (27-2) 44
Wed. Mar. 18 2:30 PM
Sevierville (26-4) 41

Quarterfinals

Shelbyville 60
Thu. Mar. 19 2:30 PM
Grove High Paris 55

Manchester 40
Thu. Mar. 19 4:00 PM
Walland 33

Bradley Central 47
Thu. Mar. 19 9:00 PM
Murfreesboro 33

Porter 64
Thu. Mar. 19 7:30 PM
Lake Co. 50

Semifinals

Shelbyville 62
Fri. Mar. 20 7:00 PM
Manchester 36

Bradley Central 52
Fri. Mar. 20 8:30 PM
Porter 48

Championship

Shelbyville 48
Sat. Mar. 21 8:30 PM
Bradley Central 46

Shelbyville
STATE CHAMPION

Consolation Contests

Mar. 21 7:00 PM Third Place Manchester 51, **Porter 59** Stats

Officials: Mason - Bobbitt	Team	1st	2nd	3rd	4th	Final
	Shelbyville	11	14	8	18	51
	Henderson	4	11	8	12	35

Pos.	Team: Shelbyville	FGA	FGM	FTA	FTM	Reb.	Fouls	Tot. Pts.
F	Honna Clay	9	6	3	2	0	0	14
F	Sylvia Sanders	9	3	2	2	1	4	8
F	Carolyn Sudberry	15	8	14	9	6	1	25
F/G	Annette Wilhelm	1	1	0	0	6	2	2
G	Evelyn Winkler					3	4	
G	Jo Ann Liggett					2	4	
G	Mary Higgins					0	1	
G	Amy Finney					6	2	
F	Helen Carroll	2	1	0	0	0	0	2
G	Linda Young					1	1	
G	Connie Locke					0	1	
		52.8%		68.4%	Team = 3			
	TOTALS	36	19	29	13	28	20	51

Pos.	Team: Henderson	FGA	FGM	FTA	FTM	Reb.	Fouls	Tot. Pts.
F	Dottie Wiggins	10	5	9	3	7	3	13
F	Susan Plunk	6	1	5	3	0	2	5
F	Gail Terry	14	6	10	5	3	4	17
G	Wanda Henson					3	0	
G	Nancy Smith					3	5	
G	Linda Barber					6	3	
F	Nell Massengill	0	0	0	0	0	0	
G	Bonese Peddy					0	0	
	Team					4		
		40.0%		45.8%				
	TOTALS	30	12	24	11	26	17	35

Game #2

Officials: Fielden – Bobbitt	Team	1st	2nd	3rd	4th	Final
	Shelbyville	15	13	15	17	60
	Paris	12	13	17	13	55

Pos.	Team: Shelbyville	FGA	FGM	FTA	FTM	Reb.	Fouls	tot. Pts.
F	Honna Clay	10	2	5	4	1	0	8
F	Sylvia Sanders	17	6	4	3	3	1	15
F	Carolyn Sudberry	25	14	12	9	7	0	37
G	Annette Wilhelm					7	3	
G	Evelyn Winkler					4	1	
G	Jo Ann Liggett					2	3	
G	Amy Finney					0	0	
	Team	42.3%		76.2%		4		
	TOTALS	52	22	21	16	28	8	60

Pos.	Team: Paris	FGA	FGM	FTA	FTM	Reb.	Fouls	tot. Pts.
F	Barbara Cox	7	2	4	1	3	0	5
F	Linda Hutcheson	31	19	5	2	8	3	40
F	Judy Sanders	9	5	0	0	2	2	10
G	Freda Daniel					5	1	
G	Janet Hill					4	5	
G	Dianne Sanders					7	4	
G	Louise Fitzhugh					0	2	
	Team	55.3%		33.3%		5		
	TOTALS	47	26	9	3	34	17	55

TEAM	1st	2nd	3ed	4th	FINAL
OFFICIALS: MASON - MELSA	Shelbyville	16	11	11	24	62
	MANCHESTER	11	6	11	8	36

Pos.	TEAM: Shelbyville	FGA	FGM	FTA	FTM	Reb.	Fouls	Tot. Pts.
F	HONNA CLAY	13	3	2	0	3	1	6
F	SYLVIA SANDERS	11	4	0	0	2	1	8
F	CAROLYN SUDBERRY	14	10	27	22	6	0	42
~~F~~G	ANNETTE WILHELM	1	1	2	2	12	2	4
G	EVELYN WINKLER					1	1	
G	JO ANN LIGGETT					3	4	
G	LINDA YOUNG							
G	AMY FINNEY		45.2%		77.4%			
G	MARY HIGGINS						1	
F	HELEN CARROLL (TEAM)	3	1	0	0	3	0	2
	TOTALS	42	19	31	24	30	10	62

Pos.	TEAM: MANCHESTER	FGA	FGM	FTA	FTM	Reb.	Fouls	Tot. Pts.
F	LINDA UMBARGER	20	6	6	5	5	3	17
F	JANE BANKS	13	5	2	2	4	0	12
F	DIANE MILBURN	8	2	4	3	3	5	7
G	NANCY HULVEY					5	5	
G	PATSY GANN					5	5	
G	JANIE DANIEL					4	0	
G	BARBARA BURKS					2	0	
G	MAUREEN KINNEY						0	
	(TEAM)	31.7%		83.3%		2		
	TOTALS	41	13	12	10	30	18	36

GAME #13

Officials:	TEAM	1st	2nd	3rd	4th	FINAL
Bobbitt - Melsa	Bradley Co.	10	17	13	6	46
	Shelbyville	16	13	10	9	48

Pos.	Team: Bradley Co.	FGA	FGM	FTA	FTM	Reb.	Fouls	Tot. Pts.
F	Kaye Bivens	19	9	8	6	5	2	24
F	Sandra Downs	20	7	0	0	11	2	14
F	Jane Brock	19	4	1	0	6	1	8
G	Alicia Nerren					13	4	
G	Alice Hancock					7	4	
G	Elaine Downby					8	1	
	Team	34.6%		66.7%		3		
	TOTALS	58	20	9	6	53	14	46

Pos.	Team: Shelbyville	FGA	FGM	FTA	FTM	Reb.	Fouls	Tot. Pts.
F	Honna Clay	9	2	6	3	0	1	7
F	Sylvia Sanders	28	13	3	1	3	1	27
F	Carolyn Subbeeny	8	3	10	8	1	3	14
G	Annette Wilhelm					11	1	
G	Evelyn Winkler					1	1	
G	Jo Ann Liggett					2	1	
	Team	40.0%		63.2%		4		
	TOTALS	45	18	19	12	22	8	48

FINALS - Game #16

1963 State Girls' Basketball Tournament

March 19 - March 23, 1963

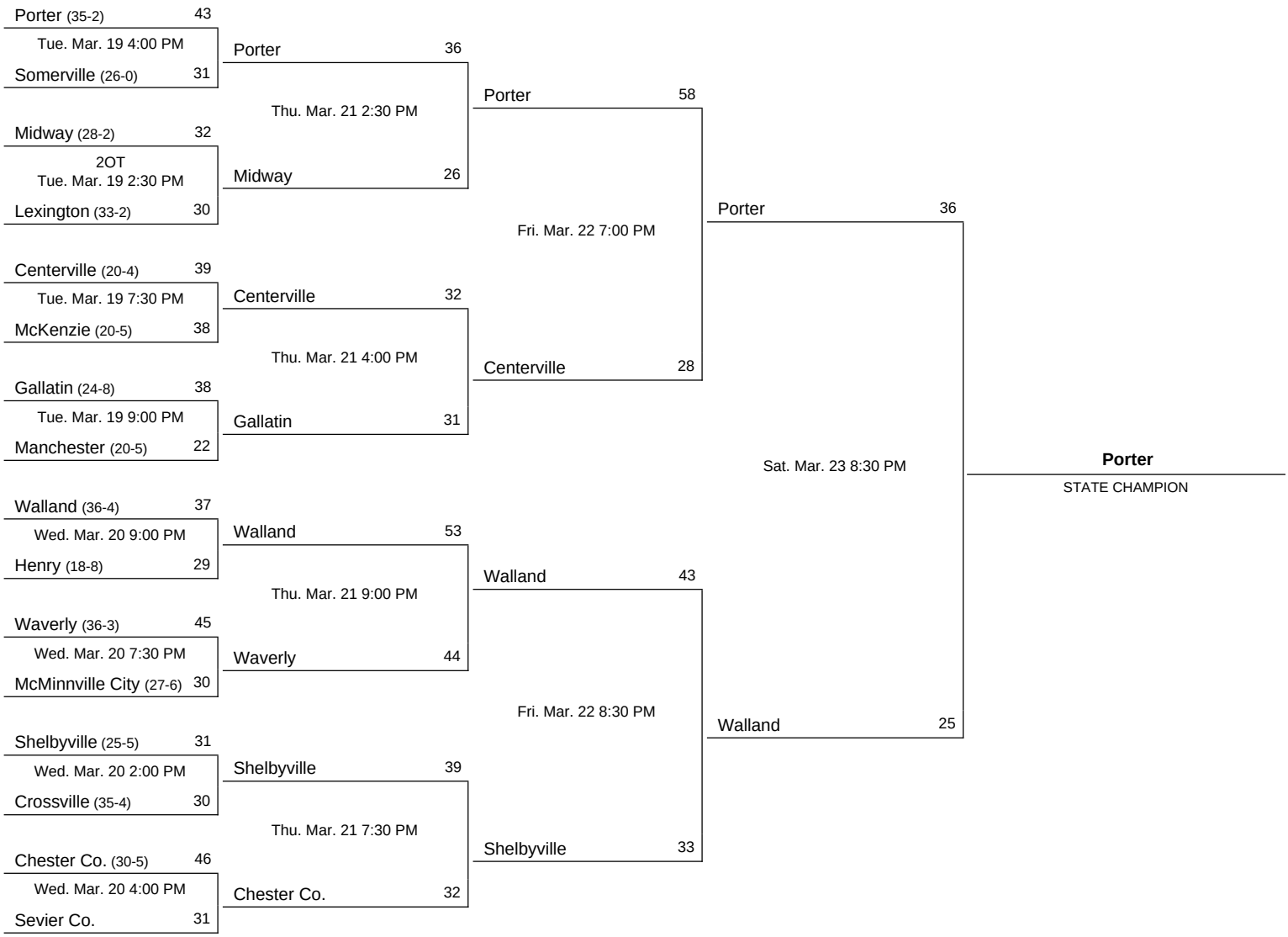

Consolation Contests

Mar. 23 7:00 PM Third Place Centerville 37, **Shelbyville 48**

Henderson	G	F	T	Sevier Co.	G	F	T
Armour	5	4-6	14	Trotter	1	0-0	2
Benson	7	2-5	16	Ogle	3	0-0	6
Hatch	6	4-5	16	Maples	5	6-10	16
Barber g	0	0-0	0	Ward	0	1-2	1
V'ndiver g	0	0-0	0	Minton	3	0-1	6
Reddin g	0	0-0	0	Maples	0	0-0	0
Hinson g	0	0-0	0	Whaley g	0	0-0	0
Terry g	0	0-0	0	Wilson g	0	0-0	0
				Litton g	0	0-0	0
Totals	18	10-16	46	Totals	12	7-13	31

Henderson	18	11	8	9—46
Sevier Co.	11	9	7	4—31

Shelbyville	G	F	T	Crossville	G	F	T
Sanders	3	0-1	6	Stubbs	2	3-5	7
Kimery	8	1-4	17	Gatlin	6	0-1	12
Clay	2	0-1	4	Mackie	4	3-7	11
Sudberry	1	2-7	4	Lambert g	0	0-0	0
Winkler g	0	0-0	0	Hall g	0	0-0	0
Liggett g	0	0-0	0	Sidwell g	0	0-0	0
Wilhelm g	0	0-0	0				
Higgins g	0	0-0	0				
Young g	0	0-0	0				
Totals	14	3-13	31	Totals	12	6-13	30

Shelbyville	8	10	8	5—31
Crossville	8	6	10	6—30

Shel'ville	G	F	T	Hend'son	G	F	T
Sanders	4	1-5	9	Armour	2	0-0	4
Kimery	7	10-14	24	Benson	5	3-5	13
Clay	2	0-0	2	Hatch	6	3-4	15
Sudberry	1	0-0	2	Terry	0	0-0	0
Winkler g	0	0-0	0	Barber g	0	0-0	0
Liggett g	0	0-0	0	Van'ver g	0	0-0	0
Wilhelm g	0	0-0	0	Reddin g	0	0-0	0
Young g	0	0-0	0	Henson g	0	0-0	0
Totals	14	11-19	39	Totals	13	6-9	32

Shelbyville	12	12	8	7—39
Henderson	15	5	8	4—32

Walland	G	F	T	Waverly	G	F	T
Powell	12	6-9	30	Garber	7	6-6	20
Waters	5	4-6	14	Pace	3	4-6	10
Ledbetter	4	1-2	9	Hewitt	6	2-3	14
Patty, g	0	0-0	0	Ferg'n g	0	0-0	0
King, g	0	0-0	0	Hick'n, g	0	0-0	0
Whit'd, g	0	0-0	0	Town'd, g	0	0-0	0
				Hend'k, g	0	0-0	0
Totals	21	11-17	53	Totals	16	12-15	44

Walland	16	10	12	15—53
Waverly	14	12	4	14—44

points.

Porter	G	F	T	Cen'ville	G	F	T
Rogers	15	5-6	35	Lewis	5	4-7	14
L. M'Kn'y	4	0-1	8	Hudgins	3	0-0	6
Leitch	7	1-2	15	Murphree	3	0-3	6
Valentine	0	0-0	0	Griffin	0	2-2	2
Davis	0	0-0	0	Nickell g	0	0-0	0
Crumley g	0	0-0	0	Tidwell g	0	0-0	0
Guffey g	0	0-0	0	Head g	0	0-0	0
G.M'K'y g	0	0-0	0	W'spoon g	0	0-0	0
Garner g	0	0-0	0	Winn g	0	0-0	0
Whitef'd g	0	0-0	0				
Totals	26	6-9	58	Totals	11	6-12	28

Porter	14	21	12	11—58
Centerville	12	4	5	7—28

Walland	G	F	T	Shbyville	G	F	T
Powell	11	4-10	26	Kimery	4	1-3	9
Waters	1	2-5	4	Sanders	3	0-0	6
Ledbetter	6	1-3	13	Clay	3	1-1	7
Patty g	0	0-0	0	Sudberry	4	3-7	11
King g	0	0-0	0	Winkler g	0	0-0	0
Whtehd g	0	0-0	0	Liggett g	0	0-0	0
Keller g	0	0-0	0	Wilhelm g	0	0-0	0
				Finney g	0	0-0	0
				Higgins g	0	0-0	0
Totals	18	7-18	43	Totals	14	5-11	33

Walland	11	13	12	7—43
Shelbyville	12	7	3	11—33