Science Hill High School
Boys' Basketball
Johnson City, TN

POSTSEASON HISTORY REPORT

GENERATED MAY 13, 2024

Summary

Championship Record: 22-21
Appearances (24): 2016, 2012, 2009, 2002, 2000, 1999, 1998, 1997, 1996, 1995, 1994, 1993, 1991, 1990, 1988, 1987, 1982, 1976, 1973, 1972, 1968, 1967, 1954, 1952
Finals Appearances/Runners-up (6): 1968, 1990, 1991, 1994, 1995, 2002
Championships (3): 1995, 1994, 1990

Finals Appearances

Year	Class	Award	Detail
1968		Team Runner-Up	
1990	Class AAA	Team Champions	(37-1)
1991	Class AAA	Team Runner-Up	(34-2)
1994	Class AAA	Team Champions	(37-2)
1995	Class AAA	Team Champions	(37-3)
2002	Class AAA	Team Runner-Up	(35-5)

Awards

Year	Award	Name	Class
1968	Most Valuable Player	James Hairston	
1990	Most Valuable Player	Orville Whittington	Class AAA
1994	Most Valuable Player	Jovan Johnson	Class AAA
1995	Most Valuable Player	Nathaniel Bailey	Class AAA

2016 Class AAA State Boys' Basketball Tournament

March 16 - March 19, 2016 · MTSU - Murphy Center

Game 1
Wed. Mar. 16 10:00 AM
MTSU

Walker Valley (23-9)	58
Cordova (28-3)	79

Game 2
Wed. Mar. 16 11:30 AM
MTSU

Station Camp (35-1)	78
David Crockett (30-5)	68

Game 3
Wed. Mar. 16 1:15 PM
MTSU

Blackman (32-0)	57
Science Hill (25-10)	34

Game 4
Wed. Mar. 16 2:45 PM
MTSU

Memphis East (29-2)	70
Hillsboro (21-7)	61

Game 5
Fri. Mar. 18 10:00 AM
MTSU

Cordova	77
Station Camp	59

Game 6
Fri. Mar. 18 11:30 AM
MTSU

Blackman	41
Memphis East	46

Game 7
Sat. Mar. 19 1:00 PM
MTSU

Cordova	60
Memphis East	64

Memphis East

STATE CHAMPION

Official Basketball Box Score -- Game Totals -- Final Statistics
Science Hill vs Blackman
03/16/16 1:15 PM at Murfreesboro, TN (Murphy Center)

Science Hill 34 • 25-11

			Total	3-Ptr		Rebounds									
##	Player		FG-FGA	FG-FGA	FT-FTA	Off	Def	Tot	PF	TP	A	TO	Blk	Stl	Min
40	Wheeler, Tate	f	1-1	0-0	0-0	2	1	3	1	2	0	0	0	0	15
14	Hensley, Holden	g	3-8	2-5	4-6	0	1	1	3	12	1	4	0	3	27
23	Lyon, Bowden	g	1-3	0-1	1-3	3	0	3	2	3	1	2	0	0	18
24	Martin, Colby	g	0-1	0-1	0-0	0	1	1	2	0	1	2	0	0	12
34	Wingate, Peyton	g	2-12	1-5	0-0	0	2	2	1	5	2	0	0	0	29
10	Jackson, Nate		1-7	1-3	0-0	0	1	1	0	3	0	1	0	0	7
12	Martindale, Trent		0-0	0-0	0-0	0	0	0	1	0	0	0	0	0	1
21	Price, Tyrique		0-1	0-0	3-3	0	1	1	0	3	0	0	0	0	8
22	Bryant, David Adam		1-2	1-2	0-0	0	0	0	0	3	0	0	0	0	5
30	Linville, C.		1-4	0-0	0-0	1	0	1	0	2	0	1	0	0	16
32	Lyle, Ethan		0-0	0-0	1-2	0	0	0	0	1	0	0	0	0	3
33	Willoughby, Luke		0-0	0-0	0-0	1	0	1	0	0	0	0	0	0	3
44	Grindstaff, Blake		0-0	0-0	0-0	0	1	1	0	0	0	0	0	0	6
50	Smith, Nakiya		0-0	0-0	0-0	1	1	2	1	0	0	1	0	0	8
52	Povlich, Tripp		0-0	0-0	0-0	0	0	0	0	0	0	0	0	1	1
	Team					1	2	3							
	Totals		10-39	5-17	9-14	9	11	20	11	34	5	11	0	4	159

FG %	1st Half:	3-13	23.1%	2nd half:	7-26	26.9%	Game:	10-39 25.6%
3FG %	1st Half:	2-5	40.0%	2nd half:	3-12	25.0%	Game:	5-17 29.4%
FT %	1st Half:	7-10	70.0%	2nd half:	2-4	50.0%	Game:	9-14 64.3%

Deadball Rebounds
2

Blackman 57 • 33-0

			Total	3-Ptr		Rebounds									
##	Player		FG-FGA	FG-FGA	FT-FTA	Off	Def	Tot	PF	TP	A	TO	Blk	Stl	Min
21	Reeves, Jarrell	f	3-4	0-0	0-2	2	2	4	1	6	1	0	1	1	20
01	Wilson, Cedriontis	g	6-14	4-10	0-0	0	1	1	3	16	2	0	1	1	23
02	Alley, Deonte	g	1-4	1-4	0-0	0	0	0	0	3	0	0	0	0	18
03	Sims, Donovan	g	1-2	1-2	0-0	1	2	3	3	3	6	4	0	1	23
04	Dewitt, Christian	g	4-8	0-0	2-4	6	6	12	0	10	4	1	0	1	22
05	White, Jaellan		0-1	0-1	0-0	0	0	0	1	0	0	0	0	0	10
12	Armstrong, Miller		1-1	0-0	0-0	0	4	4	1	2	0	1	0	0	9
15	Williams, Bryce		0-0	0-0	0-0	0	0	0	0	0	0	0	0	0	5
22	Hill, Patrick		0-1	0-0	0-0	0	1	1	0	0	0	0	0	0	1
32	Nelson, Jacob		0-0	0-0	2-3	0	1	1	0	2	0	1	0	0	7
33	Gibson, Trent		1-4	1-1	2-2	2	3	5	3	5	5	1	0	0	14
35	Thomas, Brandon		5-6	0-0	0-0	1	1	2	0	10	0	0	0	0	9
44	Williams, Brian		0-0	0-0	0-0	0	1	1	2	0	0	1	0	1	1
	Team					1	1	2							
	Totals		22-45	7-18	6-11	13	23	36	14	57	18	9	2	5	162

FG %	1st Half:	8-21	38.1%	2nd half:	14-24	58.3%	Game:	22-45 48.9%
3FG %	1st Half:	3-10	30.0%	2nd half:	4-8	50.0%	Game:	7-18 38.9%
FT %	1st Half:	4-8	50.0%	2nd half:	2-3	66.7%	Game:	6-11 54.5%

Deadball Rebounds
4

Officials: Elgin Tinstill, Kyle Barnes, Chris Cline
Technical fouls: Science Hill-None. Blackman-None.
Attendance:

Score by periods	1st	2nd	3rd	4th	Total
Science Hill	9	6	12	7	34
Blackman	13	10	22	12	57

Science Hill vs Blackman
03/16/16 1:15 PM at Murfreesboro, TN (Murphy Center)
1st PERIOD Play-by-Play (Page 1)

HOME TEAM: Blackman	Time	Score	Margin	VISITORS: Science Hill
	07:40			MISSED JUMPER by Wingate, Peyton
	07:40			REBOUND (OFF) by Wheeler, Tate
BLOCK by Reeves, Jarrell	07:32			MISSED LAYUP by Hensley, Holden
REBOUND (DEF) by Dewitt, Christian	07:29			
GOOD! 3 PTR by Alley, Deonte	07:24	3-0	H 3	
ASSIST by Sims, Donovan	07:24			
REBOUND (DEF) by Reeves, Jarrell	06:28			MISSED 3 PTR by Martin, Colby
MISSED 3 PTR by Wilson, Cedriontis	06:20			REBOUND (DEF) by Wheeler, Tate
	05:43			TURNOVR by Hensley, Holden
STEAL by Dewitt, Christian	05:42			
GOOD! LAYUP by Wilson, Cedriontis [FB/PN	05:39	5-0	H 5	
ASSIST by Dewitt, Christian	05:39			
	05:14	5-3	H 2	GOOD! 3 PTR by Wingate, Peyton
	05:14			ASSIST by Hensley, Holden
MISSED 3 PTR by Wilson, Cedriontis	04:45			
REBOUND (OFF) by Reeves, Jarrell	04:45			
MISSED LAYUP by Dewitt, Christian	04:41			
REBOUND (OFF) by Dewitt, Christian	04:41			
MISSED LAYUP by Dewitt, Christian	04:39			
REBOUND (OFF) by Dewitt, Christian	04:39			
MISSED FT SHOT by Dewitt, Christian	04:34			FOUL by Wingate, Peyton (P1T1)
REBOUND (OFF) by (DEADBALL)	04:34			
GOOD! FT SHOT by Dewitt, Christian	04:34	6-3	H 3	
SUB IN : Gibson, Trent	04:34			SUB IN : Linville, C.
SUB OUT: Alley, Deonte	04:34			SUB OUT: Wheeler, Tate
	04:22			TIMEOUT 30sec
	04:10	6-5	H 1	GOOD! JUMPER by Wingate, Peyton [PNT]
GOOD! 3 PTR by Gibson, Trent	03:45	9-5	H 4	
ASSIST by Dewitt, Christian	03:45			
	03:29			MISSED 3 PTR by Wingate, Peyton
	03:29			REBOUND (OFF) by Lyon, Bowden
	03:25			TURNOVR by Lyon, Bowden
MISSED LAYUP by Wilson, Cedriontis	03:13			
REBOUND (OFF) by Gibson, Trent	03:13			
MISSED JUMPER by Gibson, Trent	03:08			
REBOUND (OFF) by Dewitt, Christian	03:08			
MISSED FT SHOT by Dewitt, Christian	03:03			FOUL by Lyon, Bowden (P1T2)
REBOUND (OFF) by (DEADBALL)	03:03			
GOOD! FT SHOT by Dewitt, Christian	03:03	10-5	H 5	
FOUL by Wilson, Cedriontis (P1T1)	03:03			
SUB IN : Armstrong, Miller	03:03			SUB IN : Smith, Nakiya
SUB OUT: Dewitt, Christian	03:03			SUB OUT: Lyon, Bowden
	02:54			TURNOVR by Martin, Colby
STEAL by Reeves, Jarrell	02:52			
GOOD! 3 PTR by Sims, Donovan	02:42	13-5	H 8	
ASSIST by Gibson, Trent	02:42			
REBOUND (DEF) by (TEAM)	02:35			MISSED JUMPER by Linville, C.
	02:31			SUB IN : Jackson, Nate
	02:31			SUB OUT: Hensley, Holden
	02:31			SUB OUT: Martin, Colby
MISSED 3 PTR by Wilson, Cedriontis	02:18			REBOUND (DEF) by (TEAM)
SUB IN : Alley, Deonte	02:14			
SUB OUT: Wilson, Cedriontis	02:14			
FOUL by Reeves, Jarrell (P1T2)	01:44			
SUB IN : Thomas, Brandon	01:44			
SUB OUT: Reeves, Jarrell	01:44			
REBOUND (DEF) by Gibson, Trent	01:19			MISSED JUMPER by Jackson, Nate
TURNOVR by Sims, Donovan	01:10			
	01:10			SUB IN : Bryant, David Adam
	01:10			SUB OUT: Jackson, Nate
	01:00	13-8	H 5	GOOD! 3 PTR by Bryant, David Adam

Science Hill vs Blackman
03/16/16 1:15 PM at Murfreesboro, TN (Murphy Center)
1st PERIOD Play-by-Play (Page 2)

HOME TEAM: Blackman	Time	Score	Margin	VISITORS: Science Hill
	01:00			ASSIST by Wingate, Peyton
MISSED 3 PTR by Sims, Donovan	00:46			REBOUND (DEF) by Smith, Nakiya
FOUL by Sims, Donovan (P1T3)	00:39			MISSED FT SHOT by Hensley, Holden
	00:39			REBOUND (OFF) by (DEADBALL)
	00:39	13-9	H 4	GOOD! FT SHOT by Hensley, Holden
SUB IN : Dewitt, Christian	00:39			SUB IN : Grindstaff, Blake
SUB IN : Wilson, Cedriontis	00:39			SUB IN : Lyon, Bowden
SUB OUT: Thomas, Brandon	00:39			SUB OUT: Wingate, Peyton
SUB OUT: Armstrong, Miller	00:39			SUB OUT: Smith, Nakiya
MISSED 3 PTR by Wilson, Cedriontis	00:05			
REBOUND (OFF) by Dewitt, Christian	00:05			

Blackman 13, Science Hill 9

1st period-only	In Paint	Off T/O	2nd Chance	Fast Break	Bench	
Science Hill	2	3	0	0	3	Score tied - 0 times.
Blackman	2	6	2	2	3	Lead changed - 0 times.

Science Hill vs Blackman
03/16/16 1:15 PM at Murfreesboro, TN (Murphy Center)
2nd PERIOD Play-by-Play (Page 1)

HOME TEAM: Blackman	Time	Score	Margin	VISITORS: Science Hill
	08:00			SUB IN : Grindstaff, Blake
	08:00			SUB OUT: Martin, Colby
MISSED FT SHOT by Reeves, Jarrell	07:32			FOUL by Lyon, Bowden (P2T3)
REBOUND (OFF) by (DEADBALL)	07:32			
MISSED FT SHOT by Reeves, Jarrell	07:32			REBOUND (DEF) by (TEAM)
	07:32			SUB OUT: Lyon, Bowden
	07:28			TURNOVR by Hensley, Holden
STEAL by Sims, Donovan	07:27			
MISSED 3 PTR by Alley, Deonte	07:18			
REBOUND (OFF) by Dewitt, Christian	07:18			
GOOD! LAYUP by Dewitt, Christian [PNT]	07:13	15-9	H 6	
	07:00			SUB IN : Smith, Nakiya
	07:00			SUB IN : Price, Tyrique
	07:00			SUB OUT: Wheeler, Tate
	06:52			MISSED JUMPER by Linville, C.
	06:52			REBOUND (OFF) by Lyon, Bowden
	06:44			MISSED JUMPER by Lyon, Bowden
	06:44			REBOUND (OFF) by Lyon, Bowden
FOUL by Sims, Donovan (P2T4)	06:41			
	06:33			MISSED FT SHOT by Lyon, Bowden
	06:33			REBOUND (OFF) by (DEADBALL)
	06:19	15-10	H 5	GOOD! FT SHOT by Lyon, Bowden
TURNOVR by Sims, Donovan	06:08			
	05:58			TURNOVR by Lyon, Bowden
MISSED JUMPER by Dewitt, Christian	05:50			
REBOUND (OFF) by Sims, Donovan	05:50			
GOOD! LAYUP by Dewitt, Christian [PNT]	05:43	17-10	H 7	
ASSIST by Reeves, Jarrell	05:39			
REBOUND (DEF) by Sims, Donovan	05:08			MISSED 3 PTR by Wingate, Peyton
MISSED 3 PTR by Alley, Deonte	04:44			
REBOUND (OFF) by (TEAM)	04:44			
	04:40			SUB IN : Wheeler, Tate
	04:40			SUB IN : Martin, Colby
	04:40			SUB IN : Lyon, Bowden
	04:40			SUB OUT: Hensley, Holden
	04:40			SUB OUT: Grindstaff, Blake
	04:26			FOUL by Wheeler, Tate (P1T4)
SUB IN : White, Jaellan	04:26			SUB IN : Willoughby, Luke
SUB IN : Thomas, Brandon	04:26			SUB OUT: Smith, Nakiya
SUB IN : Gibson, Trent	04:26			
SUB OUT: Sims, Donovan	04:26			
SUB OUT: Reeves, Jarrell	04:26			
SUB OUT: Alley, Deonte	04:26			
MISSED LAYUP by Thomas, Brandon	04:23			REBOUND (DEF) by Wingate, Peyton
FOUL by Gibson, Trent (P1T5)	04:12	17-11	H 6	GOOD! FT SHOT by Price, Tyrique
	04:12	17-12	H 5	GOOD! FT SHOT by Price, Tyrique
	04:12	17-13	H 4	GOOD! FT SHOT by Price, Tyrique
GOOD! LAYUP by Dewitt, Christian [PNT]	03:56	19-13	H 6	
FOUL by Wilson, Cedriontis (P2T6)	02:56			
SUB IN : Nelson, Jacob	02:56			SUB IN : Linville, C.
SUB OUT: Wilson, Cedriontis	02:56			SUB OUT: Willoughby, Luke
REBOUND (DEF) by Gibson, Trent	02:26			MISSED JUMPER by Wingate, Peyton
	02:23			FOUL by Martin, Colby (P1T5)
	02:23			SUB IN : Hensley, Holden
	02:23			SUB IN : Bryant, David Adam
	02:23			SUB OUT: Wheeler, Tate
	02:23			SUB OUT: Price, Tyrique
	02:23			SUB OUT: Martin, Colby
GOOD! LAYUP by Thomas, Brandon [PNT]	02:04	21-13	H 8	
ASSIST by Gibson, Trent	02:04			

Science Hill vs Blackman
03/16/16 1:15 PM at Murfreesboro, TN (Murphy Center)
2nd PERIOD Play-by-Play (Page 2)

HOME TEAM: Blackman	Time	Score	Margin	VISITORS: Science Hill
FOUL by Gibson, Trent (P2T7)	01:29	21-14	H 7	GOOD! FT SHOT by Hensley, Holden
	01:29	21-15	H 6	GOOD! FT SHOT by Hensley, Holden
SUB IN : Reeves, Jarrell	01:29			SUB IN : Smith, Nakiya
SUB IN : Armstrong, Miller	01:29			SUB OUT: Bryant, David Adam
SUB OUT: Dewitt, Christian	01:29			
SUB OUT: Thomas, Brandon	01:29			
GOOD! FT SHOT by Gibson, Trent	01:07	22-15	H 7	FOUL by Smith, Nakiya (P1T6)
GOOD! FT SHOT by Gibson, Trent	01:07	23-15	H 8	
SUB IN : Williams, Bryce	01:07			SUB IN : Bryant, David Adam
SUB OUT: White, Jaellan	01:07			SUB OUT: Smith, Nakiya
FOUL by Gibson, Trent (P3T8)	00:08			MISSED FT SHOT by Lyon, Bowden
REBOUND (DEF) by Armstrong, Miller	00:08			
SUB IN : Alley, Deonte	00:08			SUB IN : Martin, Colby
SUB IN : Wilson, Cedriontis	00:08			SUB IN : Smith, Nakiya
SUB OUT: Williams, Bryce	00:08			SUB OUT: Bryant, David Adam
SUB OUT: Nelson, Jacob	00:08			SUB OUT: Hensley, Holden

Blackman 23, Science Hill 15

2nd period-only	In Paint	Off T/O	2nd Chance	Fast Break	Bench	
Science Hill	0	0	1	0	3	Score tied - 0 times.
Blackman	8	4	4	0	4	Lead changed - 0 times.

Science Hill vs Blackman
03/16/16 1:15 PM at Murfreesboro, TN (Murphy Center)
3rd PERIOD Play-by-Play (Page 1)

HOME TEAM: Blackman	Time	Score	Margin	VISITORS: Science Hill
REBOUND (DEF) by Dewitt, Christian	07:36			MISSED 3 PTR by Hensley, Holden
GOOD! 3 PTR by Wilson, Cedriontis	07:28	26-15	H 11	
ASSIST by Sims, Donovan	07:28			
	07:09			TURNOVR by Hensley, Holden
	06:55			FOUL by Hensley, Holden (P1T1)
MISSED JUMPER by Reeves, Jarrell	06:38			
REBOUND (OFF) by Reeves, Jarrell	06:38			
GOOD! JUMPER by Reeves, Jarrell [PNT]	06:35	28-15	H 13	
	06:21	28-17	H 11	GOOD! LAYUP by Lyon, Bowden [PNT]
	06:17			ASSIST by Martin, Colby
GOOD! DUNK by Reeves, Jarrell [PNT]	06:05	30-17	H 13	
ASSIST by Sims, Donovan	06:05			
REBOUND (DEF) by Sims, Donovan	05:30			MISSED JUMPER by Wingate, Peyton
MISSED LAYUP by Dewitt, Christian	05:24			
REBOUND (OFF) by Dewitt, Christian	05:24			
GOOD! 3 PTR by Wilson, Cedriontis	05:11	33-17	H 16	
ASSIST by Dewitt, Christian	05:11			
	05:11			SUB IN : Smith, Nakiya
	05:11			SUB OUT: Wheeler, Tate
	05:01			TIMEOUT TEAM
SUB IN : Williams, Bryce	04:49			SUB IN : Linville, C.
SUB OUT: Alley, Deonte	04:49			SUB OUT: Martin, Colby
	04:30	33-20	H 13	GOOD! 3 PTR by Hensley, Holden
	04:30			ASSIST by Wingate, Peyton
TURNOVR by Sims, Donovan	04:16			
	04:15			STEAL by Hensley, Holden
	03:57			TURNOVR by Smith, Nakiya
SUB IN : White, Jaellan	03:57			
SUB OUT: Williams, Bryce	03:57			
GOOD! LAYUP by Wilson, Cedriontis [PNT]	03:40	35-20	H 15	
ASSIST by Sims, Donovan	03:40			
FOUL by White, Jaellan (P1T1)	03:31			
	03:31	35-22	H 13	GOOD! JUMPER by Hensley, Holden
GOOD! LAYUP by Thomas, Brandon [PNT]	03:31	37-22	H 15	
ASSIST by Wilson, Cedriontis	03:31			
SUB IN : Thomas, Brandon	03:31			
SUB IN : Armstrong, Miller	03:31			
SUB OUT: Reeves, Jarrell	03:31			
SUB OUT: Dewitt, Christian	03:31			
BLOCK by Wilson, Cedriontis	03:27			MISSED JUMPER by Wingate, Peyton
	03:25			REBOUND (OFF) by Smith, Nakiya
	03:22			MISSED 3 PTR by Hensley, Holden
	03:22			REBOUND (OFF) by Linville, C.
	03:17	37-24	H 13	GOOD! LAYUP by Linville, C. [PNT]
TURNOVR by Sims, Donovan	02:50			
	02:49			STEAL by Hensley, Holden
REBOUND (DEF) by Wilson, Cedriontis	02:46			MISSED 3 PTR by Lyon, Bowden
GOOD! LAYUP by Thomas, Brandon [PNT]	02:37	39-24	H 15	
ASSIST by Wilson, Cedriontis	02:37			
	02:21			TURNOVR by Linville, C.
SUB IN : Gibson, Trent	02:21			SUB IN : Jackson, Nate
SUB OUT: Sims, Donovan	02:21			SUB IN : Grindstaff, Blake
	02:21			SUB IN : Price, Tyrique
	02:21			SUB OUT: Hensley, Holden
	02:21			SUB OUT: Smith, Nakiya
	02:21			SUB OUT: Linville, C.
GOOD! LAYUP by Armstrong, Miller [PNT]	02:00	41-24	H 17	
ASSIST by Gibson, Trent	02:00			
REBOUND (DEF) by Gibson, Trent	01:40			MISSED JUMPER by Jackson, Nate
GOOD! LAYUP by Thomas, Brandon [PNT]	01:35	43-24	H 19	

Science Hill vs Blackman
03/16/16 1:15 PM at Murfreesboro, TN (Murphy Center)
3rd PERIOD Play-by-Play (Page 2)

HOME TEAM: Blackman	Time	Score	Margin	VISITORS: Science Hill
ASSIST by Gibson, Trent	01:35			
REBOUND (DEF) by Thomas, Brandon	01:23			MISSED JUMPER by Wingate, Peyton
MISSED 3 PTR by Wilson, Cedriontis	01:12			REBOUND (DEF) by Grindstaff, Blake
	01:02	43-27	H 16	GOOD! 3 PTR by Jackson, Nate
	01:02			ASSIST by Lyon, Bowden
TURNOVR by Armstrong, Miller	00:48			
FOUL by Armstrong, Miller (P1T2)	00:48			
SUB IN : Nelson, Jacob	00:48			SUB IN : Bryant, David Adam
SUB OUT: Wilson, Cedriontis	00:48			SUB IN : Wheeler, Tate
	00:48			SUB IN : Linville, C.
	00:48			SUB OUT: Lyon, Bowden
	00:48			SUB OUT: Grindstaff, Blake
	00:48			SUB OUT: Wingate, Peyton
REBOUND (DEF) by Armstrong, Miller	00:26			MISSED 3 PTR by Jackson, Nate
GOOD! LAYUP by Thomas, Brandon [PNT]	00:07	45-27	H 18	
ASSIST by Gibson, Trent	00:07			

Blackman 45, Science Hill 27

3rd period-only	In Paint	Off T/O	2nd Chance	Fast Break	Bench	
Science Hill	4	0	2	0	5	Score tied - 0 times.
Blackman	16	6	5	0	10	Lead changed - 0 times.

Science Hill vs Blackman
03/16/16 1:15 PM at Murfreesboro, TN (Murphy Center)
4th PERIOD Play-by-Play (Page 1)

HOME TEAM: Blackman	Time	Score	Margin	VISITORS: Science Hill
SUB IN : White, Jaellan	08:00			SUB IN : Linville, C.
SUB IN : Armstrong, Miller	08:00			SUB OUT: Martin, Colby
SUB IN : Nelson, Jacob	08:00			
SUB IN : Gibson, Trent	08:00			
SUB IN : Thomas, Brandon	08:00			
SUB OUT: Sims, Donovan	08:00			
SUB OUT: Wilson, Cedriontis	08:00			
SUB OUT: Reeves, Jarrell	08:00			
SUB OUT: Dewitt, Christian	08:00			
SUB OUT: Alley, Deonte	08:00			
	07:36			MISSED 3 PTR by Wingate, Peyton
	07:36			REBOUND (OFF) by Wheeler, Tate
	07:34	45-29	H 16	GOOD! LAYUP by Wheeler, Tate [PNT]
MISSED LAYUP by Gibson, Trent	07:17			
REBOUND (OFF) by Gibson, Trent	07:17			
MISSED JUMPER by Gibson, Trent	07:13			
REBOUND (OFF) by Thomas, Brandon	07:13			
SUB IN : Dewitt, Christian	07:08			
SUB IN : Reeves, Jarrell	07:08			
SUB IN : Sims, Donovan	07:08			
SUB IN : Alley, Deonte	07:08			
SUB IN : Wilson, Cedriontis	07:08			
SUB OUT: White, Jaellan	07:08			
SUB OUT: Armstrong, Miller	07:08			
SUB OUT: Nelson, Jacob	07:08			
SUB OUT: Gibson, Trent	07:08			
SUB OUT: Thomas, Brandon	07:08			
GOOD! 3 PTR by Wilson, Cedriontis	06:52	48-29	H 19	
ASSIST by Dewitt, Christian	06:52			
REBOUND (DEF) by Dewitt, Christian	06:38			MISSED LAYUP by Linville, C.
MISSED 3 PTR by Alley, Deonte	06:27			REBOUND (DEF) by Wingate, Peyton
FOUL by Sims, Donovan (P3T3)	06:07			
	06:00			TURNOVR by Hensley, Holden
	06:00			SUB IN : Martin, Colby
	06:00			SUB OUT: Lyon, Bowden
MISSED 3 PTR by Wilson, Cedriontis	05:39			REBOUND (DEF) by Martin, Colby
	05:33			TURNOVR by Martin, Colby
STEAL by Wilson, Cedriontis	05:32			
MISSED LAYUP by Wilson, Cedriontis	05:28			REBOUND (DEF) by Hensley, Holden
REBOUND (DEF) by Reeves, Jarrell	05:19			MISSED LAYUP by Wingate, Peyton
GOOD! 3 PTR by Wilson, Cedriontis	05:14	51-29	H 22	
ASSIST by Sims, Donovan	05:14			
	04:43	51-32	H 19	GOOD! 3 PTR by Hensley, Holden
	04:42			TIMEOUT 30sec
GOOD! LAYUP by Reeves, Jarrell [PNT]	04:22	53-32	H 21	
REBOUND (DEF) by Dewitt, Christian	04:11			MISSED 3 PTR by Wingate, Peyton
	04:09			FOUL by Martin, Colby (P2T2)
	04:09			SUB IN : Jackson, Nate
	04:09			SUB OUT: Martin, Colby
	03:37			FOUL by Hensley, Holden (P2T3)
TURNOVR by Dewitt, Christian	03:37			STEAL by Hensley, Holden
FOUL by Wilson, Cedriontis (P3T4)	03:36			
	03:33	53-33	H 20	GOOD! FT SHOT by Hensley, Holden
REBOUND (DEF) by Dewitt, Christian	03:13			MISSED FT SHOT by Hensley, Holden
GOOD! LAYUP by Dewitt, Christian [PNT]	03:01	55-33	H 22	
ASSIST by Sims, Donovan	03:01			
REBOUND (DEF) by Dewitt, Christian	02:52			MISSED 3 PTR by Hensley, Holden
SUB IN : White, Jaellan	02:35			SUB IN : Lyle, Ethan
SUB IN : Armstrong, Miller	02:35			SUB IN : Willoughby, Luke
SUB IN : Nelson, Jacob	02:35			SUB OUT: Linville, C.
SUB IN : Williams, Bryce	02:35			SUB OUT: Wheeler, Tate
SUB IN : Gibson, Trent	02:35			
SUB OUT: Dewitt, Christian	02:35			
SUB OUT: Reeves, Jarrell	02:35			
SUB OUT: Sims, Donovan	02:35			

Science Hill vs Blackman
03/16/16 1:15 PM at Murfreesboro, TN (Murphy Center)
4th PERIOD Play-by-Play (Page 2)

HOME TEAM: Blackman	Time	Score	Margin	VISITORS: Science Hill
REBOUND (DEF) by Armstrong, Miller	02:11			MISSED JUMPER by Jackson, Nate
MISSED 3 PTR by White, Jaellan	02:03			REBOUND (DEF) by Jackson, Nate
	01:57			MISSED LAYUP by Jackson, Nate
	01:57			REBOUND (OFF) by Willoughby, Luke
REBOUND (DEF) by Armstrong, Miller	01:51			MISSED JUMPER by Hensley, Holden
MISSED FT SHOT by Nelson, Jacob	01:28			FOUL by Hensley, Holden (P3T4)
REBOUND (OFF) by (DEADBALL)	01:28			
GOOD! FT SHOT by Nelson, Jacob	01:28	56-33	H 23	
GOOD! FT SHOT by Nelson, Jacob	01:28	57-33	H 24	
SUB IN : Williams, Brian	01:28			SUB IN : Martindale, Trent
SUB OUT: Armstrong, Miller	01:28			SUB IN : Bryant, David Adam
	01:28			SUB IN : Povlich, Tripp
	01:28			SUB OUT: Hensley, Holden
	01:28			SUB OUT: Wingate, Peyton
	01:28			SUB OUT: Willoughby, Luke
FOUL by Williams, Brian (P1T5)	01:10			
SUB IN : Hill, Patrick	01:10			
SUB OUT: Gibson, Trent	01:10			
REBOUND (DEF) by Hill, Patrick	01:08			MISSED 3 PTR by Bryant, David Adam
	00:44			FOUL by Martindale, Trent (P1T5)
	00:44			SUB IN : Price, Tyrique
	00:44			SUB OUT: Bryant, David Adam
MISSED JUMPER by Hill, Patrick	00:40			REBOUND (DEF) by Price, Tyrique
	00:33			TURNOVR by Jackson, Nate
STEAL by Williams, Brian	00:31			
TURNOVR by Williams, Brian	00:29			
	00:22			MISSED 3 PTR by Jackson, Nate
	00:22			REBOUND (OFF) by (TEAM)
FOUL by Williams, Brian (P2T6)	00:19	57-34	H 23	GOOD! FT SHOT by Lyle, Ethan
REBOUND (DEF) by Nelson, Jacob	00:19			MISSED FT SHOT by Lyle, Ethan
SUB IN : Gibson, Trent	00:19			
SUB OUT: Hill, Patrick	00:19			
TURNOVR by Nelson, Jacob	00:03			
	00:02			STEAL by Povlich, Tripp
REBOUND (DEF) by Williams, Brian	00:01			MISSED JUMPER by Price, Tyrique
SUB IN : Hill, Patrick	00:00			
SUB OUT: Gibson, Trent	00:00			

Blackman 57, Science Hill 34

4th period-only	In Paint	Off T/O	2nd Chance	Fast Break	Bench	
Science Hill	2	2	3	0	1	Score tied - 0 times.
Blackman	4	0	3	0	2	Lead changed - 0 times.

2012 Class AAA State Boys' Basketball Tournament

March 14 - March 17, 2012 · Murphy Center - MTSU - Murfreesboro, TN

Game 1
Wed. Mar. 14 5:00 PM

Clarksville (25-11)	53
Cherokee (26-8)	47

Game 2
Wed. Mar. 14 6:45 PM

Memphis Central (18-9)	67
Ooltewah (27-4)	54

Game 3
Thu. Mar. 15 10:00 AM

Memphis East (20-9)	57
Blackman (26-3)	56

Game 4
Thu. Mar. 15 11:45 AM

Science Hill (34-2)	51
Wilson Central (26-6)	46

Game 5
Fri. Mar. 16 1:30 PM

Clarksville	62
Memphis Central	68

Game 6
Fri. Mar. 16 3:15 PM

Memphis East	81
Science Hill	71

Game 7
Sat. Mar. 17 4:00 PM

Memphis Central	61
Memphis East	71

Memphis East
STATE CHAMPION

Official Basketball Box Score

Science Hill vs Wilson Central

03/15/12 11:45 a.m. at Murphy Center, Murfreesboro, Tenn.

VISITORS: Science Hill 35-2

##	Player Name		TOT-FG FG-FGA	3-PT FG-FGA	FT-FTA	REBOUNDS OF	DE	TOT	PF	TP	A	TO	BLK	S	MIN
10	Fields, Tre'vonn....	*	1-3	0-2	2-2	0	2	2	1	4	1	1	1	1	23
14	Hayes, Reed.....	*	4-5	0-0	0-2	1	3	4	2	8	1	0	2	0	19
22	Good, C.J.....	*	4-6	3-5	2-2	0	2	2	1	13	1	4	0	1	30
24	Adams, Will.....	*	6-10	1-3	3-4	1	5	6	3	16	4	5	0	2	31
30	Howard, Zach.....	*	2-5	1-2	0-2	0	3	3	4	5	0	5	1	0	17
21	Songster, Calvin....		1-3	0-2	0-0	0	0	0	0	2	0	1	0	0	9
32	Aples, Marc.....		0-1	0-0	0-0	0	2	2	1	0	0	0	2	0	12
52	LeVeau, Hunter.....		1-1	1-1	0-0	0	1	1	2	3	2	3	0	1	19
	TEAM.....					1	2	3							
	Totals.....		19-34	6-15	7-12	3	20	23	14	51	9	19	6	5	160

TOTAL FG% 1st Half: 8-16 50.0% 2nd Half: 11-18 61.1% Game: 55.9% DEADB

3-Pt. FG% 1st Half: 5-10 50.0% 2nd Half: 1-5 20.0% Game: 40.0% REBS

F Throw % 1st Half: 0-0 0.0% 2nd Half: 7-12 58.3% Game: 58.3% 3

HOME TEAM: Wilson Central 26-7

##	Player Name		TOT-FG FG-FGA	3-PT FG-FGA	FT-FTA	REBOUNDS OF	DE	TOT	PF	TP	A	TO	BLK	S	MIN
03	Soffiantino, Tyler..	*	3-7	0-0	1-2	1	2	3	1	7	0	2	0	1	27
05	Oldham, Dee.....	*	6-15	0-3	2-2	0	5	5	3	14	2	3	0	2	32
10	Brandon, Conner.....	*	2-8	0-1	0-0	0	0	0	1	4	0	1	0	1	30
12	Huffman, Blake.....	*	0-0	0-0	0-0	1	0	1	1	0	0	3	0	1	17
23	Williams, Jacob.....	*	8-14	0-1	3-4	3	4	7	2	19	0	0	0	3	28
11	Rosshirt, Jon.....		1-1	0-0	0-0	0	0	0	1	2	1	2	0	1	20

25 Hall, Matthew.....	0-0	0-0	0-0	1	1	2	1	0	0	1	0	0	6
TEAM.....				1	2	3							
Totals.....	20-45	0-5	6-8	7	14	21	10	46	3	12	0	9	160

TOTAL FG%	1st Half:	11-24	45.8%	2nd Half:	9-21	42.9%	Game: 44.4% DEADB
3-Pt. FG%	1st Half:	0-3	0.0%	2nd Half:	0-2	0.0%	Game: 0.0% REBS
F Throw %	1st Half:	2-2	100 %	2nd Half:	4-6	66.7%	Game: 75.0% 0

Officials: Jamie Moody, Barry Mapp, Danny McCoin

Technical fouls: Science Hill-None. Wilson Central-None.

Attendance:

Score by Periods	1st	2nd	3rd	4th		Total
Science Hill.....	11	10	12	18	-	51
Wilson Central.....	12	12	11	11	-	46

Play-by-Play

Science Hill vs Wilson Central

03/15/12 11:45 a.m. at Murphy Center, Murfreesboro, Tenn.

1st PERIOD Play-by-Play (Page 1)

HOME TEAM: Wilson Central	TIME	SCORE	MAR	VISITORS: Science Hill
	07:28			TURNOVR by Howard, Zach
STEAL by Williams, Jacob	07:26			
MISSED LAYUP by Williams, Jacob	07:04			BLOCK by Hayes, Reed
REBOUND (OFF) by (TEAM)	07:04			
GOOD! JUMPER by Williams, Jacob	06:47	2-0	H 2	
REBOUND (DEF) by (TEAM)	06:24			MISSED JUMPER by Adams, Will
MISSED LAYUP by Brandon, Conner	06:04			REBOUND (DEF) by Fields, Tre'vonn
REBOUND (DEF) by Williams, Jacob	05:55			MISSED 3 PTR by Fields, Tre'vonn
TURNOVR by Oldham, Dee	05:46			
	05:37	2-3	V 1	GOOD! 3 PTR by Howard, Zach
	05:37			ASSIST by Good, C.J.
MISSED JUMPER by Williams, Jacob	05:19			BLOCK by Hayes, Reed
	05:18			REBOUND (DEF) by Howard, Zach
	05:06	2-6	V 4	GOOD! 3 PTR by Adams, Will
	05:06			ASSIST by Hayes, Reed
	04:48			SUB IN : Songster, Calvin
	04:48			SUB IN : LeVeau, Hunter
	04:48			SUB IN : Aples, Marc
	04:48			SUB OUT: Howard, Zach
	04:48			SUB OUT: Hayes, Reed
	04:48			SUB OUT: Fields, Tre'vonn
GOOD! JUMPER by Williams, Jacob	04:39	4-6	V 2	
	04:36	4-9	V 5	GOOD! 3 PTR by LeVeau, Hunter
	04:36			ASSIST by Adams, Will
TURNOVR by Huffman, Blake	04:23			
	04:21			STEAL by LeVeau, Hunter
	04:18	4-11	V 7	GOOD! LAYUP by Good, C.J. [FB/PNT]
	04:18			ASSIST by LeVeau, Hunter
MISSED JUMPER by Soffiantino, Tyler	03:48			REBOUND (DEF) by Adams, Will
	03:41			TURNOVR by Adams, Will
STEAL by Williams, Jacob	03:40			

GOOD! JUMPER by Oldham, Dee	03:26	6-11	V 5	
REBOUND (DEF) by Oldham, Dee	03:22			MISSED 3 PTR by Adams, Will
MISSED JUMPER by Brandon, Conner	03:10			
REBOUND (OFF) by Huffman, Blake	03:10			
TIMEOUT 30sec	03:10			
SUB IN : Hall, Matthew	03:10			SUB IN : Hayes, Reed
SUB IN : Rosshirt, Jon	03:10			SUB IN : Howard, Zach
SUB OUT: Huffman, Blake	03:10			SUB IN : Fields, Tre'vonn
SUB OUT: Soffiantino, Tyler	03:10			SUB OUT: Songster, Calvin
	03:10			SUB OUT: Adams, Will
	03:10			SUB OUT: Good, C.J.
	03:02			FOUL by Howard, Zach (P1T1)
GOOD! JUMPER by Oldham, Dee	02:49	8-11	V 3	
STEAL by Brandon, Conner	02:20			TURNOVR by LeVeau, Hunter
SUB IN : Soffiantino, Tyler	02:20			SUB IN : Good, C.J.
SUB OUT: Williams, Jacob	02:20			SUB IN : Adams, Will
	02:20			SUB OUT: Howard, Zach
	02:20			SUB OUT: Aples, Marc
	02:04			FOUL by Hayes, Reed (P1T2)
	02:04			SUB IN : Aples, Marc
	02:04			SUB OUT: Hayes, Reed
TURNOVR by Soffiantino, Tyler	01:27			
REBOUND (DEF) by Hall, Matthew	01:10			MISSED 3 PTR by Good, C.J.
MISSED 3 PTR by Brandon, Conner	00:59			
REBOUND (OFF) by Soffiantino, Tyler	00:59			
GOOD! JUMPER by Soffiantino, Tyler	00:56	10-11	V 1	
REBOUND (DEF) by Soffiantino, Tyler	00:45			MISSED JUMPER by Aples, Marc
GOOD! JUMPER by Oldham, Dee	00:26	12-11	H 1	
REBOUND (DEF) by (TEAM)	00:00			MISSED JUMPER by Adams, Will

Wilson Central 12, Science Hill 11

2nd PERIOD Play-by-Play (Page 1)

HOME TEAM: Wilson Central	TIME	SCORE	MAR	VISITORS: Science Hill
SUB IN : Rosshirt, Jon	08:00			SUB IN : LeVeau, Hunter

SUB OUT: Brandon, Conner	08:00			SUB OUT: Fields, Tre'vonn
	07:46			TURNOVR by Adams, Will
	07:46			SUB IN : Fields, Tre'vonn
	07:46			SUB OUT: LeVeau, Hunter
GOOD! JUMPER by Williams, Jacob	07:30	14-11	H 3	
ASSIST by Rosshirt, Jon	07:30			
REBOUND (DEF) by Williams, Jacob	07:18			MISSED 3 PTR by Howard, Zach
	07:15			FOUL by Hayes, Reed (P2T3)
	07:15			SUB IN : LeVeau, Hunter
	07:15			SUB OUT: Hayes, Reed
TURNOVR by Huffman, Blake	06:55			
	06:54			STEAL by Adams, Will
	06:48	14-14	T 1	GOOD! 3 PTR by Good, C.J.
	06:48			ASSIST by Adams, Will
MISSED 3 PTR by Oldham, Dee	06:27			
REBOUND (OFF) by Williams, Jacob	06:27			
MISSED 3 PTR by Oldham, Dee	06:09			REBOUND (DEF) by Adams, Will
	06:01	14-17	V 3	GOOD! 3 PTR by Good, C.J.
	06:01			ASSIST by Adams, Will
MISSED LAYUP by Williams, Jacob	05:48			REBOUND (DEF) by (TEAM)
SUB IN : Brandon, Conner	05:47			SUB IN : Songster, Calvin
SUB OUT: Huffman, Blake	05:47			SUB IN : Aples, Marc
	05:47			SUB OUT: Howard, Zach
	05:47			SUB OUT: LeVeau, Hunter
	05:34			TURNOVR by Fields, Tre'vonn
GOOD! LAYUP by Soffiantino, Tyler [PNT]	05:09	16-17	V 1	
	04:54			TURNOVR by Good, C.J.
STEAL by Oldham, Dee	04:53			
MISSED LAYUP by Brandon, Conner	04:49			REBOUND (DEF) by Adams, Will
	04:44			TURNOVR by Adams, Will
	04:44			SUB IN : LeVeau, Hunter
	04:44			SUB IN : Howard, Zach
	04:44			SUB OUT: Songster, Calvin
	04:44			SUB OUT: Aples, Marc
GOOD! JUMPER by Brandon, Conner	04:34	18-17	H 1	
	04:19			FOUL by Howard, Zach (P2T4)
	04:19			TURNOVR by Howard, Zach
SUB IN : Huffman, Blake	04:19			SUB IN : Songster, Calvin
SUB IN : Hall, Matthew	04:19			SUB OUT: Howard, Zach

SUB OUT: Oldham, Dee	04:19			
SUB OUT: Soffiantino, Tyler	04:19			
TIMEOUT TEAM	04:10			
SUB IN : Oldham, Dee	04:10			
SUB OUT: Huffman, Blake	04:10			
TURNOVR by Hall, Matthew	04:03			
	03:47	18-19	V 1	GOOD! JUMPER by Fields, Tre'vonn [PNT]
	03:47			ASSIST by LeVeau, Hunter
MISSED LAYUP by Brandon, Conner	03:37			REBOUND (DEF) by Adams, Will
FOUL by Hall, Matthew (P1T1)	03:27			
SUB IN : Soffiantino, Tyler	03:27			
SUB OUT: Hall, Matthew	03:27			
	03:25			TURNOVR by Good, C.J.
STEAL by Rosshirt, Jon	03:24			
GOOD! JUMPER by Rosshirt, Jon	03:00	20-19	H 1	
REBOUND (DEF) by Oldham, Dee	02:52			MISSED 3 PTR by Songster, Calvin
	02:35			SUB IN : Aples, Marc
	02:35			SUB OUT: LeVeau, Hunter
GOOD! FT SHOT by Williams, Jacob	02:34	21-19	H 2	FOUL by Adams, Will (P1T5)
GOOD! FT SHOT by Williams, Jacob	02:34	22-19	H 3	
	02:10			TURNOVR by Songster, Calvin
	02:10			SUB IN : LeVeau, Hunter
	02:10			SUB OUT: Aples, Marc
MISSED LAYUP by Soffiantino, Tyler	01:59			BLOCK by Fields, Tre'vonn
	01:57			REBOUND (DEF) by Adams, Will
FOUL by Brandon, Conner (P1T2)	01:47			
	01:29			TIMEOUT 30sec
	01:21	22-21	H 1	GOOD! JUMPER by Adams, Will [PNT]
MISSED JUMPER by Williams, Jacob	01:13			REBOUND (DEF) by (TEAM)
FOUL by Soffiantino, Tyler (P1T3)	00:45			
STEAL by Soffiantino, Tyler	00:36			TURNOVR by LeVeau, Hunter
	00:36			FOUL by LeVeau, Hunter (P1T6)
GOOD! LAYUP by Oldham, Dee [PNT]	00:08	24-21	H 3	

Wilson Central 24, Science Hill 21

HOME TEAM: Wilson Central	TIME	SCORE	MAR	VISITORS: Science Hill
TURNOVR by Oldham, Dee	07:44			
REBOUND (DEF) by Williams, Jacob	07:02			MISSED 3 PTR by Fields, Tre'vonn
MISSED JUMPER by Soffiantino, Tyler	06:50			REBOUND (DEF) by Hayes, Reed
	06:42			MISSED JUMPER by Howard, Zach
	06:42			REBOUND (OFF) by Adams, Will
	06:34	24-23	H 1	GOOD! LAYUP by Adams, Will [PNT]
FOUL by Oldham, Dee (P1T1)	06:34	24-24	T 2	GOOD! FT SHOT by Adams, Will
GOOD! LAYUP by Brandon, Conner [PNT]	06:21	26-24	H 2	
FOUL by Williams, Jacob (P1T2)	06:11			MISSED FT SHOT by Adams, Will
	06:11			REBOUND (OFF) by (DEADBALL)
	06:11	26-25	H 1	GOOD! FT SHOT by Adams, Will
GOOD! JUMPER by Williams, Jacob [PNT]	06:04	28-25	H 3	
ASSIST by Oldham, Dee	06:04			
GOOD! FT SHOT by Williams, Jacob	06:04	29-25	H 4	FOUL by Good, C.J. (P1T1)
	05:42	29-27	H 2	GOOD! LAYUP by Adams, Will [PNT]
MISSED JUMPER by Oldham, Dee	05:26			BLOCK by Howard, Zach
REBOUND (OFF) by Williams, Jacob	05:24			
	05:24			FOUL by Howard, Zach (P3T2)
	05:24			SUB IN : LeVeau, Hunter
	05:24			SUB OUT: Howard, Zach
SUB IN : Rosshirt, Jon	05:13			
SUB OUT: Huffman, Blake	05:13			
MISSED JUMPER by Brandon, Conner	05:11			REBOUND (DEF) by Good, C.J.
REBOUND (DEF) by Oldham, Dee	04:53			MISSED 3 PTR by Adams, Will
GOOD! LAYUP by Williams, Jacob [PNT]	04:39	31-27	H 4	
REBOUND (DEF) by Oldham, Dee	04:25			MISSED JUMPER by Hayes, Reed
GOOD! JUMPER by Oldham, Dee	04:19	33-27	H 6	
	04:07			SUB IN : Aples, Marc
	04:07			SUB OUT: Hayes, Reed
FOUL by Rosshirt, Jon (P1T3)	03:56	33-28	H 5	GOOD! FT SHOT by Fields, Tre'vonn
	03:56	33-29	H 4	GOOD! FT SHOT by Fields, Tre'vonn
SUB IN : Huffman, Blake	03:56			
SUB IN : Hall, Matthew	03:56			
SUB OUT: Williams, Jacob	03:56			
SUB OUT: Soffiantino, Tyler	03:56			
TURNOVR by Rosshirt, Jon	03:45			

	03:27	33-31	H 2	GOOD! JUMPER by Adams, Will
MISSED JUMPER by Oldham, Dee	02:55			
REBOUND (OFF) by Hall, Matthew	02:55			
MISSED JUMPER by Oldham, Dee	02:34			REBOUND (DEF) by Fields, Tre'vonn
	02:17			TURNOVR by LeVeau, Hunter
STEAL by Huffman, Blake	02:15			
TURNOVR by Huffman, Blake	02:14			STEAL by Fields, Tre'vonn
SUB IN : Williams, Jacob	02:14			SUB IN : Hayes, Reed
SUB OUT: Hall, Matthew	02:14			SUB IN : Songster, Calvin
	02:14			SUB IN : Howard, Zach
	02:14			SUB OUT: Fields, Tre'vonn
	02:14			SUB OUT: Good, C.J.
	02:14			SUB OUT: LeVeau, Hunter
	02:02	33-33	T 3	GOOD! JUMPER by Hayes, Reed
GOOD! JUMPER by Williams, Jacob [PNT]	01:34	35-33	H 2	
MISSED FT SHOT by Williams, Jacob	01:34			FOUL by Aples, Marc (P1T3)
	01:34			REBOUND (DEF) by Hayes, Reed
REBOUND (DEF) by Oldham, Dee	01:14			MISSED 3 PTR by Songster, Calvin
MISSED JUMPER by Oldham, Dee	01:07			REBOUND (DEF) by Howard, Zach
	01:06			TURNOVR by Howard, Zach
SUB IN : Soffiantino, Tyler	01:06			SUB IN : Good, C.J.
SUB OUT: Rosshirt, Jon	01:06			SUB IN : Fields, Tre'vonn
	01:06			SUB OUT: Aples, Marc
	01:06			SUB OUT: Songster, Calvin
	00:29			FOUL by Fields, Tre'vonn (P1T4)
TURNOVR by Soffiantino, Tyler	00:27			
	00:15			FOUL by Adams, Will (P2T5)
	00:15			TURNOVR by Adams, Will

Wilson Central 35, Science Hill 33

4th PERIOD Play-by-Play (Page 1)

HOME TEAM: Wilson Central	TIME	SCORE	MAR	VISITORS: Science Hill
	07:16	35-35	T 4	GOOD! JUMPER by Howard, Zach
	07:16			ASSIST by Fields, Tre'vonn
	06:53			TURNOVR by Howard, Zach

	06:53			SUB IN : LeVeau, Hunter
	06:53			SUB OUT: Fields, Tre'vonn
SUB IN : Rosshirt, Jon	06:41			
SUB OUT: Huffman, Blake	06:41			
GOOD! JUMPER by Soffiantino, Tyler	06:24	37-35	H 2	
ASSIST by Oldham, Dee	06:24			
	06:07			MISSED 3 PTR by Good, C.J.
	06:07			REBOUND (OFF) by Hayes, Reed
	06:03	37-37	T 5	GOOD! LAYUP by Hayes, Reed [PNT]
	05:57			TIMEOUT TEAM
GOOD! FT SHOT by Oldham, Dee	05:07	38-37	H 1	FOUL by Adams, Will (P3T6)
GOOD! FT SHOT by Oldham, Dee	05:07	39-37	H 2	
	05:07			SUB IN : Aples, Marc
	05:07			SUB OUT: Howard, Zach
FOUL by Oldham, Dee (P2T4)	04:56			MISSED FT SHOT by Howard, Zach
	04:56			REBOUND (OFF) by (DEADBALL)
REBOUND (DEF) by Soffiantino, Tyler	04:56			MISSED FT SHOT by Howard, Zach
MISSED JUMPER by Oldham, Dee	04:34			REBOUND (DEF) by Howard, Zach
	04:21			FOUL by Howard, Zach (P4T7)
	04:21			TURNOVR by Howard, Zach
	04:21			SUB IN : Howard, Zach
	04:21			SUB OUT: Aples, Marc
GOOD! JUMPER by Williams, Jacob	03:46	41-37	H 4	
	03:32	41-39	H 2	GOOD! LAYUP by Hayes, Reed [PNT]
MISSED JUMPER by Soffiantino, Tyler	03:16			
REBOUND (OFF) by Williams, Jacob	03:16			
GOOD! JUMPER by Williams, Jacob [PNT]	03:14	43-39	H 4	
	03:02			TURNOVR by Adams, Will
STEAL by Oldham, Dee	03:00			
TIMEOUT TEAM	02:59			
	02:59			SUB IN : Aples, Marc
	02:59			SUB OUT: Howard, Zach
TURNOVR by Rosshirt, Jon	02:50			
	02:35			TURNOVR by Good, C.J.
STEAL by Williams, Jacob	02:34			
TURNOVR by Oldham, Dee	02:28			
	02:26			STEAL by Adams, Will
REBOUND (DEF) by Williams, Jacob	02:22			MISSED JUMPER by Howard, Zach
GOOD! FT SHOT by Soffiantino, Tyler	02:05	44-39	H 5	FOUL by LeVeau, Hunter (P2T8)

MISSED FT SHOT by Soffiantino, Tyler	02:05			REBOUND (DEF) by LeVeau, Hunter
FOUL by Oldham, Dee (P3T5)	01:56			MISSED FT SHOT by Hayes, Reed
	01:56			REBOUND (OFF) by (DEADBALL)
	01:56			MISSED FT SHOT by Hayes, Reed
	01:56			REBOUND (OFF) by (TEAM)
SUB IN : Huffman, Blake	01:56			
SUB OUT: Rosshirt, Jon	01:56			
	01:49			TURNOVR by Good, C.J.
GOOD! LAYUP by Oldham, Dee [PNT]	01:45	46-39	H 7	
	01:24	46-41	H 5	GOOD! LAYUP by Adams, Will [PNT]
FOUL by Williams, Jacob (P2T6)	01:24	46-42	H 4	GOOD! FT SHOT by Adams, Will
	01:24			SUB IN : Howard, Zach
	01:24			SUB IN : Songster, Calvin
	01:24			SUB OUT: Aples, Marc
	01:24			SUB OUT: LeVeau, Hunter
TURNOVR by Brandon, Conner	01:03			
	01:02			STEAL by Good, C.J.
	01:00	46-44	H 2	GOOD! LAYUP by Hayes, Reed [PNT]
MISSED LAYUP by Williams, Jacob	00:49			BLOCK by Aples, Marc
	00:47			REBOUND (DEF) by Hayes, Reed
	00:43	46-47	V 1	GOOD! 3 PTR by Good, C.J.
	00:41			SUB IN : Aples, Marc
	00:41			SUB OUT: Howard, Zach
MISSED JUMPER by Oldham, Dee	00:30			BLOCK by Aples, Marc
	00:28			REBOUND (DEF) by Aples, Marc
	00:22	46-49	V 3	GOOD! LAYUP by Songster, Calvin [PNT]
	00:22			ASSIST by Adams, Will
MISSED 3 PTR by Williams, Jacob	00:11			REBOUND (DEF) by Good, C.J.
FOUL by Huffman, Blake (P1T7)	00:09	46-50	V 4	GOOD! FT SHOT by Good, C.J.
	00:09	46-51	V 5	GOOD! FT SHOT by Good, C.J.
MISSED 3 PTR by Oldham, Dee	00:05			REBOUND (DEF) by Aples, Marc

Official Basketball Box Score -- 1st Half

Science Hill vs Wilson Central

03/15/12 11:45 a.m. at Murphy Center, Murfreesboro, Tenn.

VISITORS: Science Hill 35-2

##	Player Name		TOT-FG FG-FGA	3-PT FG-FGA	FT-FTA	REBOUNDS OF	DE	TOT	PF	TP	A	TO	BLK	S	MIN
10	Fields, Tre'vonn....	*	1-2	0-1	0-0	0	1	1	0	2	0	1	1	0	14
14	Hayes, Reed.....	*	0-0	0-0	0-0	0	0	0	2	0	1	0	2	0	5
22	Good, C.J.....	*	3-4	2-3	0-0	0	0	0	0	8	1	2	0	0	15
24	Adams, Will.....	*	2-5	1-2	0-0	0	5	5	1	5	3	3	0	1	15
30	Howard, Zach.....	*	1-2	1-2	0-0	0	1	1	2	3	0	2	0	0	7
21	Songster, Calvin....		0-1	0-1	0-0	0	0	0	0	0	0	1	0	0	7
32	Aples, Marc.....		0-1	0-0	0-0	0	0	0	0	0	0	0	0	0	6
52	LeVeau, Hunter.....		1-1	1-1	0-0	0	0	0	1	3	2	2	0	1	11
	TEAM.....						2	2							
	Totals.....		8-16	5-10	0-0	0	9	9	6	21	7	11	3	2	80

TOTAL FG% 1st Half: 8-16 50.0%

3-Pt. FG% 1st Half: 5-10 50.0%

F Throw % 1st Half: 0-0 0.0%

HOME TEAM: Wilson Central 26-7

##	Player Name		TOT-FG FG-FGA	3-PT FG-FGA	FT-FTA	REBOUNDS OF	DE	TOT	PF	TP	A	TO	BLK	S	MIN
03	Soffiantino, Tyler..	*	2-4	0-0	0-0	1	1	2	1	4	0	1	0	1	14
05	Oldham, Dee.....	*	4-6	0-2	0-0	0	2	2	0	8	0	1	0	1	16
10	Brandon, Conner.....	*	1-6	0-1	0-0	0	0	0	1	2	0	0	0	1	14
12	Huffman, Blake.....	*	0-0	0-0	0-0	1	0	1	0	0	0	2	0	0	7
23	Williams, Jacob.....	*	3-7	0-0	2-2	1	2	3	0	8	0	0	0	2	14
11	Rosshirt, Jon.....		1-1	0-0	0-0	0	0	0	0	2	1	0	0	1	11

25 Hall, Matthew.....	0-0	0-0	0-0	0	1	1	1	0	0	1	0	0	4
TEAM.....				1	2	3							
Totals.....	11-24	0-3	2-2	4	8	12	3	24	1	5	0	6	80

TOTAL FG% 1st Half: 11-24 45.8%

3-Pt. FG% 1st Half: 0-3 0.0%

F Throw % 1st Half: 2-2 100 %

Officials: Jamie Moody, Barry Mapp, Danny McCoin

Technical fouls: Science Hill-None. Wilson Central-None.

Attendance:

Score by Periods	1st	2nd
Science Hill.....	11	10
Wilson Central.....	12	12

Official Basketball Box Score -- 2nd Half

Science Hill vs Wilson Central

03/15/12 11:45 a.m. at Murphy Center, Murfreesboro, Tenn.

VISITORS: Science Hill 35-2

##	Player Name		TOT-FG FG-FGA	3-PT FG-FGA	FT-FTA	REBOUNDS OF	DE	TOT	PF	TP	A	TO	BLK	S	MIN
10	Fields, Tre'vonn....	*	0-1	0-1	2-2	0	1	1	1	2	1	0	0	1	9
14	Hayes, Reed.....	*	4-5	0-0	0-2	1	3	4	0	8	0	0	0	0	14
22	Good, C.J.....	*	1-2	1-2	2-2	0	2	2	1	5	0	2	0	1	15
24	Adams, Will.....	*	4-5	0-1	3-4	1	0	1	2	11	1	2	0	1	16
30	Howard, Zach.....	*	1-3	0-0	0-2	0	2	2	2	2	0	3	1	0	10
21	Songster, Calvin....		1-2	0-1	0-0	0	0	0	0	2	0	0	0	0	2
32	Aples, Marc.....		0-0	0-0	0-0	0	2	2	1	0	0	0	2	0	6
52	LeVeau, Hunter.....		0-0	0-0	0-0	0	1	1	1	0	0	1	0	0	8
	TEAM.....					1		1							
	Totals.....		11-18	1-5	7-12	3	11	14	8	30	2	8	3	3	80

TOTAL FG% 1st Half: 8-16 50.0% 2nd Half: 11-18 61.1% Game: 55.9%

3-Pt. FG% 1st Half: 5-10 50.0% 2nd Half: 1-5 20.0% Game: 40.0%

F Throw % 1st Half: 0-0 0.0% 2nd Half: 7-12 58.3% Game: 58.3%

HOME TEAM: Wilson Central 26-7

##	Player Name		TOT-FG FG-FGA	3-PT FG-FGA	FT-FTA	REBOUNDS OF	DE	TOT	PF	TP	A	TO	BLK	S	MIN
03	Soffiantino, Tyler..	*	1-3	0-0	1-2	0	1	1	0	3	0	1	0	0	13
05	Oldham, Dee.....	*	2-9	0-1	2-2	0	3	3	3	6	2	2	0	1	16
10	Brandon, Conner.....	*	1-2	0-0	0-0	0	0	0	0	2	0	1	0	0	16
12	Huffman, Blake.....	*	0-0	0-0	0-0	0	0	0	1	0	0	1	0	1	10
23	Williams, Jacob.....	*	5-7	0-1	1-2	2	2	4	2	11	0	0	0	1	14
11	Rosshirt, Jon.....		0-0	0-0	0-0	0	0	0	1	0	0	2	0	0	9

25	Hall, Matthew.....	0-0	0-0	0-0	1	0	1	0	0	0	0	0	0	2
	TEAM.....													
	Totals.....	9-21	0-2	4-6	3	6	9	7	22	2	7	0	3	80

TOTAL FG% 1st Half: 11-24 45.8% 2nd Half: 9-21 42.9% Game: 44.4%

3-Pt. FG% 1st Half: 0-3 0.0% 2nd Half: 0-2 0.0% Game: 0.0%

F Throw % 1st Half: 2-2 100 % 2nd Half: 4-6 66.7% Game: 75.0%

Officials: Jamie Moody, Barry Mapp, Danny McCoin

Technical fouls: Science Hill-None. Wilson Central-None.

Attendance:

Score by Periods	1st	2nd	3rd	4th
Science Hill.....	11	10	12	18
Wilson Central.....	12	12	11	11

Official Basketball Box Score
Science Hill vs Memphis East
03/16/12 3:15 p.m. at Murphy Center, Murfreesboro, Tenn.

VISITORS: Science Hill 35-3

##	Player Name		TOT-FG FG-FGA	3-PT FG-FGA	FT-FTA	REBOUNDS OF	DE	TOT	PF	TP	A	TO	BLK	S	MIN
10	Fields, Tre'vonn....	*	0-3	0-3	0-2	1	1	2	3	0	2	1	0	1	25
14	Hayes, Reed.....	*	5-13	1-3	1-2	2	1	3	4	12	2	1	0	3	25
22	Good, C.J.....	*	9-12	7-9	0-0	1	3	4	2	25	2	3	0	1	28
24	Adams, Will.....	*	3-8	0-2	4-6	3	0	3	1	10	3	9	0	1	29
30	Howard, Zach.....	*	7-13	4-9	4-4	1	2	3	4	22	4	1	0	1	21
21	Songster, Calvin....		0-1	0-0	0-0	1	0	1	0	0	1	0	0	0	5
32	Aples, Marc.....		0-1	0-0	0-0	0	0	0	2	0	0	0	0	0	14
33	Paige-Gilmore, Todd.		0-0	0-0	0-0	0	0	0	1	0	0	0	0	0	1
52	LeVeau, Hunter.....		1-2	0-0	0-0	2	1	3	2	2	0	1	0	1	12
	TEAM.....					1	1	2							
	Totals.....		25-53	12-26	9-14	12	9	21	19	71	14	16	0	8	160

TOTAL FG% 1st Half: 17-29 58.6% 2nd Half: 8-24 33.3% Game: 47.2% DEADB
3-Pt. FG% 1st Half: 7-14 50.0% 2nd Half: 5-12 41.7% Game: 46.2% REBS
F Throw % 1st Half: 4-4 100 % 2nd Half: 5-10 50.0% Game: 64.3% 1

HOME TEAM: Memphis East 22-9

##	Player Name		TOT-FG FG-FGA	3-PT FG-FGA	FT-FTA	REBOUNDS OF	DE	TOT	PF	TP	A	TO	BLK	S	MIN
03	Anderson, Alexander.	*	0-2	0-1	0-0	0	0	0	1	0	4	2	0	1	24
05	King, Nick.....	*	10-13	2-3	9-12	3	7	10	3	31	1	4	1	3	29
11	Butler, Mathew.....	*	4-6	3-5	2-2	0	1	1	3	13	2	3	0	1	24
22	Lawson, Keelon.....	*	4-7	0-1	4-4	2	5	7	2	12	1	2	1	2	32
23	Morris, Earvin.....	*	5-8	0-0	5-6	5	4	9	3	15	2	6	0	2	26
04	Stephens, Eric.....		0-0	0-0	0-0	0	0	0	1	0	0	0	0	0	0
10	Wilson, Nick.....		0-0	0-0	0-0	0	0	0	0	0	0	0	0	0	3
12	Curry, Mardricus....		0-1	0-1	0-0	0	0	0	0	0	1	0	0	0	2
15	Brady, Latarius.....		0-0	0-0	0-0	1	0	1	0	0	0	0	0	0	4
21	White, Willie.....		0-0	0-0	0-0	0	0	0	0	0	0	0	0	0	1
24	Selmon, Jalen.....		2-5	0-0	6-6	0	2	2	3	10	0	1	0	0	15
	TEAM.....						1	1							
	Totals.....		25-42	5-11	26-30	11	20	31	16	81	11	18	2	9	160

TOTAL FG% 1st Half: 13-18 72.2% 2nd Half: 12-24 50.0% Game: 59.5% DEADB
3-Pt. FG% 1st Half: 4-6 66.7% 2nd Half: 1-5 20.0% Game: 45.5% REBS
F Throw % 1st Half: 2-4 50.0% 2nd Half: 24-26 92.3% Game: 86.7% 1

Officials: Gary Kennedy, Terri Tubbs, Anthony Hall
Technical fouls: Science Hill-None. Memphis East-None.
Attendance:

Score by Periods	1st	2nd	3rd	4th		Total
Science Hill.....	22	23	13	13	-	71
Memphis East.....	11	21	25	24	-	81

Play-by-Play
Science Hill vs Memphis East
03/16/12 3:15 p.m. at Murphy Center, Murfreesboro, Tenn.

1st PERIOD Play-by-Play (Page 1)

HOME TEAM: Memphis East	TIME	SCORE	MAR	VISITORS: Science Hill
GOOD! LAYUP by King, Nick [PNT]	07:55	2-0	H 2	
ASSIST by Anderson, Alexander	07:55			
FOUL by Butler, Mathew (P1T1)	07:43	2-1	H 1	GOOD! FT SHOT by Howard, Zach
	07:43	2-2	T 1	GOOD! FT SHOT by Howard, Zach
GOOD! LAYUP by King, Nick [PNT]	07:33	4-2	H 2	
ASSIST by Lawson, Keelon	07:33			
REBOUND (DEF) by Morris, Earvin	07:04			MISSED JUMPER by Hayes, Reed
GOOD! FT SHOT by Morris, Earvin	06:59	5-2	H 3	FOUL by Howard, Zach (P1T1)
MISSED FT SHOT by Morris, Earvin	06:59			REBOUND (DEF) by Hayes, Reed
	06:46	5-4	H 1	GOOD! LAYUP by Hayes, Reed [PNT]
	06:46			ASSIST by Good, C.J.
TURNOVR by Lawson, Keelon	06:32			
REBOUND (DEF) by Lawson, Keelon	06:18			MISSED 3 PTR by Howard, Zach
TURNOVR by Morris, Earvin	06:07			STEAL by Fields, Tre'vonn
	06:02			MISSED 3 PTR by Hayes, Reed
	06:02			REBOUND (OFF) by Adams, Will
	06:00	5-6	V 1	GOOD! LAYUP by Adams, Will [PNT]
TURNOVR by Butler, Mathew	05:36			
	05:35			STEAL by Hayes, Reed
	05:32			TURNOVR by Hayes, Reed
STEAL by Lawson, Keelon	05:31			
FOUL by Anderson, Alexander (P1T2)	05:28			
TURNOVR by Anderson, Alexander	05:28			
	05:28			SUB IN : Aples, Marc
	05:28			SUB IN : Songster, Calvin
	05:28			SUB IN : LeVeau, Hunter
	05:28			SUB OUT: Howard, Zach
	05:28			SUB OUT: Hayes, Reed
	05:28			SUB OUT: Fields, Tre'vonn
	05:18	5-9	V 4	GOOD! 3 PTR by Good, C.J.
	05:18			ASSIST by Songster, Calvin
MISSED JUMPER by Lawson, Keelon	04:58			
REBOUND (OFF) by Morris, Earvin	04:58			
GOOD! LAYUP by Morris, Earvin [PNT]	04:55	7-9	V 2	
	04:42	7-12	V 5	GOOD! 3 PTR by Good, C.J.
GOOD! DUNK by King, Nick [PNT]	04:38	9-12	V 3	
ASSIST by Butler, Mathew	04:38			
	04:01			MISSED 3 PTR by Adams, Will
	04:01			REBOUND (OFF) by Songster, Calvin
REBOUND (DEF) by Lawson, Keelon	03:59			MISSED LAYUP by Songster, Calvin
GOOD! LAYUP by King, Nick [PNT]	03:50	11-12	V 1	
MISSED FT SHOT by King, Nick	03:50			FOUL by Aples, Marc (P1T2)
REBOUND (OFF) by Morris, Earvin	03:50			
	03:50			SUB IN : Howard, Zach
	03:50			SUB IN : Hayes, Reed
	03:50			SUB IN : Fields, Tre'vonn
	03:50			SUB OUT: Good, C.J.
	03:50			SUB OUT: Adams, Will
	03:50			SUB OUT: LeVeau, Hunter
FOUL by Butler, Mathew (P2T3)	03:40			
TURNOVR by Butler, Mathew	03:40			
SUB IN : Selmon, Jalen	03:40			
SUB OUT: Butler, Mathew	03:40			
	03:29	11-14	V 3	GOOD! JUMPER by Howard, Zach [PNT]
FOUL by King, Nick (P1T4)	03:29	11-15	V 4	GOOD! FT SHOT by Howard, Zach
TURNOVR by King, Nick	03:20			STEAL by Hayes, Reed
	03:11	11-18	V 7	GOOD! 3 PTR by Howard, Zach
	03:11			ASSIST by Hayes, Reed
TIMEOUT 30sec	03:02			
	03:01			SUB IN : Adams, Will
	03:01			SUB OUT: Songster, Calvin
TURNOVR by Morris, Earvin	02:53			
	02:38			TURNOVR by Adams, Will
FOUL by Morris, Earvin (P1T5)	02:23			
TURNOVR by Morris, Earvin	02:23			
	02:23			SUB IN : LeVeau, Hunter

	02:23			SUB IN : Paige-Gilmore, Todd
	02:23			SUB OUT: Hayes, Reed
	02:23			SUB OUT: Fields, Tre'vonn
	02:10			MISSED JUMPER by Adams, Will
	02:10			REBOUND (OFF) by Adams, Will
	02:08	11-20	V 9	GOOD! JUMPER by Adams, Will [PNT]
MISSED JUMPER by Morris, Earvin	01:52			
REBOUND (OFF) by Morris, Earvin	01:52			
	01:51			FOUL by Paige-Gilmore, Todd (P1T3)
TURNOVR by Anderson, Alexander	01:51			
	01:51			SUB IN : Good, C.J.
	01:51			SUB OUT: Paige-Gilmore, Todd
	01:22			TURNOVR by Howard, Zach
	01:22			SUB IN : Songster, Calvin
	01:22			SUB IN : Hayes, Reed
	01:22			SUB IN : Fields, Tre'vonn
	01:22			SUB OUT: Aples, Marc
	01:22			SUB OUT: Howard, Zach
	01:22			SUB OUT: Good, C.J.
TURNOVR by Morris, Earvin	01:03			
	01:02			STEAL by LeVeau, Hunter
	00:41			TURNOVR by Adams, Will
STEAL by King, Nick	00:39			
TURNOVR by Morris, Earvin	00:36			
	00:36			SUB IN : Good, C.J.
	00:36			SUB OUT: Adams, Will
	00:25			MISSED 3 PTR by Good, C.J.
	00:25			REBOUND (OFF) by LeVeau, Hunter
	00:19	11-22	V 11	GOOD! JUMPER by LeVeau, Hunter [PNT]

Science Hill 22, Memphis East 11

2nd PERIOD Play-by-Play (Page 1)

HOME TEAM: Memphis East	TIME	SCORE	MAR	VISITORS: Science Hill
SUB IN : Selmon, Jalen	08:00			
SUB IN : Wilson, Nick	08:00			
SUB OUT: Morris, Earvin	08:00			
SUB OUT: Butler, Mathew	08:00			
	07:52	11-24	V 13	GOOD! JUMPER by Howard, Zach
	07:52			ASSIST by Hayes, Reed
GOOD! LAYUP by King, Nick [PNT]	07:38	13-24	V 11	
GOOD! FT SHOT by King, Nick	07:38	14-24	V 10	FOUL by Fields, Tre'vonn (P1T4)
FOUL by Selmon, Jalen (P1T6)	07:21			
	07:07	14-26	V 12	GOOD! LAYUP by Hayes, Reed [PNT]
	07:07			ASSIST by Adams, Will
GOOD! JUMPER by Lawson, Keelon	06:44	16-26	V 10	
	06:21			TURNOVR by Adams, Will
SUB IN : Butler, Mathew	06:21			SUB IN : LeVeau, Hunter
SUB OUT: Selmon, Jalen	06:21			SUB IN : Aples, Marc
	06:21			SUB OUT: Hayes, Reed
	06:21			SUB OUT: Fields, Tre'vonn
GOOD! LAYUP by Lawson, Keelon [PNT]	06:08	18-26	V 8	
	05:41			MISSED JUMPER by Aples, Marc
	05:41			REBOUND (OFF) by Adams, Will
	05:38	18-29	V 11	GOOD! 3 PTR by Good, C.J.
	05:38			ASSIST by Adams, Will
TURNOVR by Butler, Mathew	05:20			STEAL by Adams, Will
	05:20	18-32	V 14	GOOD! 3 PTR by Good, C.J.
TIMEOUT TEAM	05:19			
SUB IN : Selmon, Jalen	05:19			SUB IN : Hayes, Reed
SUB IN : Morris, Earvin	05:19			SUB OUT: Aples, Marc
SUB IN : Curry, Mardricus	05:19			
SUB OUT: Butler, Mathew	05:19			
SUB OUT: Wilson, Nick	05:19			
SUB OUT: Anderson, Alexander	05:19			
GOOD! 3 PTR by King, Nick	05:17	21-32	V 11	
ASSIST by Curry, Mardricus	05:17			
	05:00	21-34	V 13	GOOD! LAYUP by Adams, Will [PNT]
MISSED JUMPER by Selmon, Jalen	04:55			
REBOUND (OFF) by Lawson, Keelon	04:50			
	04:29			SUB IN : Aples, Marc
	04:29			SUB IN : Fields, Tre'vonn
	04:29			SUB OUT: Howard, Zach

	04:29			SUB OUT: Adams, Will
TURNOVR by Morris, Earvin	04:21			
	04:18			STEAL by Hayes, Reed
	04:16			MISSED LAYUP by Hayes, Reed
	04:16			REBOUND (OFF) by Good, C.J.
	04:13	21-36	V 15	GOOD! LAYUP by Good, C.J. [PNT]
MISSED 3 PTR by Curry, Mardricus	03:56			REBOUND (DEF) by LeVeau, Hunter
SUB IN : Brady, Latarius	03:35			SUB IN : Adams, Will
SUB IN : Butler, Mathew	03:35			SUB IN : Howard, Zach
SUB IN : Anderson, Alexander	03:35			SUB OUT: Aples, Marc
SUB OUT: Selmon, Jalen	03:35			SUB OUT: LeVeau, Hunter
SUB OUT: Morris, Earvin	03:35			
SUB OUT: Curry, Mardricus	03:35			
	03:22	21-39	V 18	GOOD! 3 PTR by Howard, Zach
GOOD! 3 PTR by Butler, Mathew	03:12	24-39	V 15	
ASSIST by Anderson, Alexander	03:12			
REBOUND (DEF) by King, Nick	03:05			MISSED 3 PTR by Howard, Zach
TURNOVR by King, Nick	02:59			
	02:58			STEAL by Good, C.J.
	02:54	24-42	V 18	GOOD! 3 PTR by Hayes, Reed
	02:54			ASSIST by Good, C.J.
FOUL by Lawson, Keelon (P1T7)	02:47			
TURNOVR by Lawson, Keelon	02:47			
	02:47			SUB IN : Aples, Marc
	02:47			SUB OUT: Fields, Tre'vonn
	02:35			TURNOVR by Adams, Will
MISSED 3 PTR by Lawson, Keelon	02:25			
REBOUND (OFF) by Brady, Latarius	02:25			
GOOD! 3 PTR by King, Nick	02:17	27-42	V 15	
ASSIST by Anderson, Alexander	02:17			
REBOUND (DEF) by King, Nick	01:56			MISSED 3 PTR by Hayes, Reed
GOOD! LAYUP by King, Nick [FB/PNT]	01:51	29-42	V 13	
	01:13	29-44	V 15	GOOD! LAYUP by Howard, Zach [PNT]
FOUL by Lawson, Keelon (P2T8)	01:13	29-45	V 16	GOOD! FT SHOT by Howard, Zach
SUB IN : White, Willie	01:13			SUB IN : Fields, Tre'vonn
SUB OUT: King, Nick	01:13			SUB IN : LeVeau, Hunter
	01:13			SUB OUT: Howard, Zach
	01:13			SUB OUT: Aples, Marc
GOOD! 3 PTR by Butler, Mathew	01:06	32-45	V 13	
ASSIST by Anderson, Alexander	01:06			
REBOUND (DEF) by Lawson, Keelon	00:03			MISSED 3 PTR by Fields, Tre'vonn

Science Hill 45, Memphis East 32

3rd PERIOD Play-by-Play (Page 1)

HOME TEAM: Memphis East	TIME	SCORE	MAR	VISITORS: Science Hill
GOOD! LAYUP by Morris, Earvin [PNT]	07:47	34-45	V 11	
	07:19	34-48	V 14	GOOD! 3 PTR by Good, C.J.
	07:19			ASSIST by Howard, Zach
MISSED 3 PTR by Anderson, Alexander	07:07			REBOUND (DEF) by Good, C.J.
BLOCK by Lawson, Keelon	06:59			MISSED JUMPER by Hayes, Reed
	06:58			REBOUND (OFF) by Hayes, Reed
	06:56			MISSED JUMPER by Hayes, Reed
	06:56			REBOUND (OFF) by Howard, Zach
	06:53			TURNOVR by Fields, Tre'vonn
MISSED 3 PTR by Butler, Mathew	06:31			REBOUND (DEF) by Howard, Zach
	06:24	34-51	V 17	GOOD! 3 PTR by Good, C.J.
	06:24			ASSIST by Howard, Zach
GOOD! LAYUP by Butler, Mathew [PNT]	06:15	36-51	V 15	
	05:53			MISSED JUMPER by Good, C.J.
	05:53			REBOUND (OFF) by Hayes, Reed
FOUL by Morris, Earvin (P2T1)	05:51	36-52	V 16	GOOD! FT SHOT by Hayes, Reed
REBOUND (DEF) by Morris, Earvin	05:51			MISSED FT SHOT by Hayes, Reed
MISSED JUMPER by Anderson, Alexander	05:40			
REBOUND (OFF) by King, Nick	05:40			
MISSED JUMPER by King, Nick	05:34			REBOUND (DEF) by (TEAM)
	05:15	36-55	V 19	GOOD! 3 PTR by Howard, Zach
	05:15			ASSIST by Adams, Will
MISSED DUNK by King, Nick	05:07			
REBOUND (OFF) by Morris, Earvin	05:07			
MISSED 3 PTR by King, Nick	04:55			REBOUND (DEF) by Good, C.J.
	04:51			TURNOVR by Good, C.J.
STEAL by King, Nick	04:50			

GOOD! FT SHOT by Lawson, Keelon	04:42	37-55	V 18	FOUL by Hayes, Reed (P1T1)
GOOD! FT SHOT by Lawson, Keelon	04:42	38-55	V 17	
TIMEOUT 30sec	04:42			
	04:42			SUB IN : Aples, Marc
	04:42			SUB IN : Songster, Calvin
	04:42			SUB IN : LeVeau, Hunter
	04:42			SUB OUT: Howard, Zach
	04:42			SUB OUT: Hayes, Reed
	04:42			SUB OUT: Good, C.J.
MISSED JUMPER by Selmon, Jalen	04:36			REBOUND (DEF) by Good, C.J.
GOOD! FT SHOT by King, Nick	04:27	39-55	V 16	FOUL by Fields, Tre'vonn (P2T2)
GOOD! FT SHOT by King, Nick	04:27	40-55	V 15	
	03:50			TURNOVR by Adams, Will
STEAL by Anderson, Alexander	03:49			
GOOD! 3 PTR by Butler, Mathew	03:46	43-55	V 12	
ASSIST by Morris, Earvin	03:46			
	03:46			SUB IN : Howard, Zach
	03:46			SUB IN : Hayes, Reed
	03:46			SUB IN : Good, C.J.
	03:46			SUB OUT: Aples, Marc
	03:46			SUB OUT: Songster, Calvin
	03:46			SUB OUT: Fields, Tre'vonn
	03:44			TURNOVR by Adams, Will
	03:44			SUB IN : Fields, Tre'vonn
	03:44			SUB OUT: Adams, Will
MISSED 3 PTR by Butler, Mathew	03:36			
REBOUND (OFF) by King, Nick	03:36			
GOOD! JUMPER by King, Nick [PNT]	03:34	45-55	V 10	
REBOUND (DEF) by King, Nick	03:18			MISSED 3 PTR by Fields, Tre'vonn
GOOD! LAYUP by Lawson, Keelon [PNT]	03:11	47-55	V 8	
ASSIST by King, Nick	03:11			
	02:58	47-58	V 11	GOOD! 3 PTR by Howard, Zach
	02:58			ASSIST by Fields, Tre'vonn
	02:57			TIMEOUT TEAM
	02:54			SUB IN : Adams, Will
	02:54			SUB OUT: Hayes, Reed
	02:54			SUB OUT: LeVeau, Hunter
	02:51			SUB IN : Hayes, Reed
	02:33			FOUL by Hayes, Reed (P2T3)
	02:33			SUB IN : LeVeau, Hunter
	02:33			SUB OUT: Hayes, Reed
GOOD! JUMPER by Selmon, Jalen	02:25	49-58	V 9	
ASSIST by Morris, Earvin	02:25			
STEAL by Butler, Mathew	02:07			TURNOVR by Adams, Will
GOOD! FT SHOT by Selmon, Jalen	01:59	50-58	V 8	FOUL by LeVeau, Hunter (P1T4)
GOOD! FT SHOT by Selmon, Jalen	01:59	51-58	V 7	
	01:59			SUB IN : Hayes, Reed
	01:59			SUB OUT: Howard, Zach
	01:47			TURNOVR by Good, C.J.
STEAL by King, Nick	01:46			
FOUL by King, Nick (P2T2)	01:42			
TURNOVR by King, Nick	01:42			
	01:28			MISSED 3 PTR by Good, C.J.
	01:28			REBOUND (OFF) by LeVeau, Hunter
REBOUND (DEF) by King, Nick	01:24			MISSED JUMPER by LeVeau, Hunter
MISSED JUMPER by Selmon, Jalen	01:05			
REBOUND (OFF) by King, Nick	01:05			
GOOD! LAYUP by King, Nick [PNT]	01:03	53-58	V 5	
	00:48			TURNOVR by LeVeau, Hunter
STEAL by Morris, Earvin	00:47			
	00:46			FOUL by Adams, Will (P1T5)
MISSED LAYUP by Morris, Earvin	00:37			
REBOUND (OFF) by Lawson, Keelon	00:37			
GOOD! FT SHOT by Lawson, Keelon	00:37	54-58	V 4	FOUL by LeVeau, Hunter (P2T6)
GOOD! FT SHOT by Lawson, Keelon	00:37	55-58	V 3	
	00:37			SUB IN : Howard, Zach
	00:37			SUB OUT: LeVeau, Hunter
FOUL by Selmon, Jalen (P2T3)	00:31			MISSED FT SHOT by Fields, Tre'vonn
	00:31			REBOUND (OFF) by (DEADBALL)
REBOUND (DEF) by King, Nick	00:31			MISSED FT SHOT by Fields, Tre'vonn
GOOD! LAYUP by Lawson, Keelon [PNT]	00:15	57-58	V 1	
	00:02			TURNOVR by Good, C.J.

4th PERIOD Play-by-Play (Page 1)

HOME TEAM: Memphis East	TIME	SCORE	MAR	VISITORS: Science Hill
SUB IN : Selmon, Jalen	07:54			
SUB OUT: Anderson, Alexander	07:54			
	07:48			MISSED LAYUP by Hayes, Reed
	07:48			REBOUND (OFF) by Fields, Tre'vonn
FOUL by Stephens, Eric (P1T4)	07:45	57-59	V 2	GOOD! FT SHOT by Adams, Will
	07:45	57-60	V 3	GOOD! FT SHOT by Adams, Will
GOOD! FT SHOT by King, Nick	07:23	58-60	V 2	FOUL by Hayes, Reed (P3T7)
GOOD! FT SHOT by King, Nick	07:23	59-60	V 1	
	07:23			SUB IN : Aples, Marc
	07:23			SUB OUT: Hayes, Reed
REBOUND (DEF) by Butler, Mathew	07:16			MISSED 3 PTR by Howard, Zach
MISSED FT SHOT by King, Nick	07:07			FOUL by Aples, Marc (P2T8)
REBOUND (OFF) by (DEADBALL)	07:07			
MISSED FT SHOT by King, Nick	07:07			REBOUND (DEF) by Fields, Tre'vonn
	07:07			SUB IN : Hayes, Reed
	07:07			SUB OUT: Aples, Marc
	06:58	59-62	V 3	GOOD! LAYUP by Hayes, Reed [PNT]
	06:58			ASSIST by Fields, Tre'vonn
MISSED JUMPER by Morris, Earvin	06:44			REBOUND (DEF) by Howard, Zach
FOUL by Morris, Earvin (P3T5)	06:41			
BLOCK by King, Nick	06:24			MISSED JUMPER by Hayes, Reed
	06:24			REBOUND (OFF) by (TEAM)
SUB IN : Anderson, Alexander	06:24			
SUB OUT: Butler, Mathew	06:24			
	06:17	59-65	V 6	GOOD! 3 PTR by Good, C.J.
	06:17			ASSIST by Howard, Zach
FOUL by King, Nick (P3T6)	06:01			
TURNOVR by King, Nick	06:01			
	05:38	59-67	V 8	GOOD! LAYUP by Hayes, Reed [PNT]
MISSED JUMPER by Lawson, Keelon	05:19			
REBOUND (OFF) by Morris, Earvin	05:19			
GOOD! TIP-IN by Morris, Earvin [PNT]	05:17	61-67	V 6	
STEAL by Lawson, Keelon	05:05			TURNOVR by Adams, Will
TIMEOUT TEAM	05:05			
	05:05			SUB IN : Aples, Marc
	05:05			SUB OUT: Howard, Zach
SUB IN : Butler, Mathew	05:00			
SUB OUT: King, Nick	05:00			
GOOD! LAYUP by Morris, Earvin [PNT]	04:53	63-67	V 4	
	04:27			TIMEOUT 30sec
	04:09	63-69	V 6	GOOD! LAYUP by Good, C.J. [PNT]
	04:09			ASSIST by Howard, Zach
GOOD! FT SHOT by Morris, Earvin	03:53	64-69	V 5	FOUL by Howard, Zach (P2T9)
GOOD! FT SHOT by Morris, Earvin	03:53	65-69	V 4	
SUB IN : King, Nick	03:53			
SUB OUT: Anderson, Alexander	03:53			
REBOUND (DEF) by Morris, Earvin	03:06			MISSED LAYUP by Howard, Zach
GOOD! FT SHOT by Selmon, Jalen	02:59	66-69	V 3	FOUL by Hayes, Reed (P4T10)
GOOD! FT SHOT by Selmon, Jalen	02:59	67-69	V 2	
	02:59			SUB IN : LeVeau, Hunter
	02:59			SUB OUT: Hayes, Reed
REBOUND (DEF) by Lawson, Keelon	02:49			MISSED 3 PTR by Fields, Tre'vonn
GOOD! FT SHOT by King, Nick	02:33	68-69	V 1	FOUL by Fields, Tre'vonn (P3T11)
GOOD! FT SHOT by King, Nick	02:33	69-69	T 2	
	02:33			SUB IN : Hayes, Reed
	02:33			SUB OUT: LeVeau, Hunter
FOUL by Butler, Mathew (P3T7)	02:29			MISSED FT SHOT by Adams, Will
REBOUND (DEF) by Morris, Earvin	02:29			
	02:20	69-70	V 1	GOOD! FT SHOT by Adams, Will
GOOD! JUMPER by Selmon, Jalen	02:08	71-70	H 1	
REBOUND (DEF) by Selmon, Jalen	01:57			MISSED 3 PTR by Howard, Zach
TURNOVR by Selmon, Jalen	01:52			STEAL by Howard, Zach
	01:52			TIMEOUT TEAM
REBOUND (DEF) by (TEAM)	01:20			MISSED JUMPER by Adams, Will
GOOD! LAYUP by Morris, Earvin [PNT]	01:06	73-70	H 3	
ASSIST by Butler, Mathew	01:06			
FOUL by Selmon, Jalen (P3T8)	00:48	73-71	H 2	GOOD! FT SHOT by Adams, Will
REBOUND (DEF) by King, Nick	00:48			MISSED FT SHOT by Adams, Will
	00:48			SUB IN : Howard, Zach
	00:48			SUB OUT: Hayes, Reed
	00:48			SUB OUT: Aples, Marc
GOOD! FT SHOT by Butler, Mathew	00:28	74-71	H 3	FOUL by Good, C.J. (P1T12)

GOOD! FT SHOT by Butler, Mathew	00:28	75-71	H 4	
	00:28			SUB IN : Hayes, Reed
STEAL by Morris, Earvin	00:23			TURNOVR by Adams, Will
	00:23			FOUL by Howard, Zach (P3T13)
GOOD! FT SHOT by Morris, Earvin	00:22	76-71	H 5	
GOOD! FT SHOT by Morris, Earvin	00:22	77-71	H 6	
REBOUND (DEF) by Selmon, Jalen	00:17			MISSED 3 PTR by Howard, Zach
	00:16			FOUL by Good, C.J. (P2T14)
GOOD! FT SHOT by Selmon, Jalen	00:14	78-71	H 7	
GOOD! FT SHOT by Selmon, Jalen	00:14	79-71	H 8	
REBOUND (DEF) by King, Nick	00:09			MISSED LAYUP by Adams, Will
GOOD! FT SHOT by King, Nick	00:06	80-71	H 9	FOUL by Howard, Zach (P4T15)
GOOD! FT SHOT by King, Nick	00:06	81-71	H 10	
REBOUND (DEF) by Lawson, Keelon	00:01			MISSED 3 PTR by Adams, Will

Memphis East 81, Science Hill 71

Official Basketball Box Score -- 1st Half
Science Hill vs Memphis East
03/16/12 3:15 p.m. at Murphy Center, Murfreesboro, Tenn.

VISITORS: Science Hill 35-3

##	Player Name		TOT-FG FG-FGA	3-PT FG-FGA	FT-FTA	REBOUNDS OF	DE	TOT	PF	TP	A	TO	BLK	S	MIN
10	Fields, Tre'vonn....	*	0-1	0-1	0-0	0	0	0	1	0	0	0	0	1	9
14	Hayes, Reed.....	*	3-7	1-3	0-0	0	1	1	0	7	2	1	0	3	12
22	Good, C.J.....	*	5-6	4-5	0-0	1	0	1	0	14	2	0	0	1	13
24	Adams, Will.....	*	3-5	0-1	0-0	3	0	3	0	6	2	4	0	1	14
30	Howard, Zach.....	*	5-7	2-4	4-4	0	0	0	1	16	0	1	0	0	11
21	Songster, Calvin....		0-1	0-0	0-0	1	0	1	0	0	1	0	0	0	4
32	Aples, Marc.....		0-1	0-0	0-0	0	0	0	1	0	0	0	0	0	8
33	Paige-Gilmore, Todd.		0-0	0-0	0-0	0	0	0	1	0	0	0	0	0	1
52	LeVeau, Hunter.....		1-1	0-0	0-0	1	1	2	0	2	0	0	0	1	8
	TEAM.....														
	Totals.....		17-29	7-14	4-4	6	2	8	4	45	7	6	0	7	80

TOTAL FG% 1st Half: 17-29 58.6%
3-Pt. FG% 1st Half: 7-14 50.0%
F Throw % 1st Half: 4-4 100 %

HOME TEAM: Memphis East 22-9

##	Player Name		TOT-FG FG-FGA	3-PT FG-FGA	FT-FTA	REBOUNDS OF	DE	TOT	PF	TP	A	TO	BLK	S	MIN
03	Anderson, Alexander.	*	0-0	0-0	0-0	0	0	0	1	0	4	2	0	0	14
05	King, Nick.....	*	8-8	2-2	1-2	0	2	2	1	19	0	2	0	1	14
11	Butler, Mathew.....	*	2-2	2-2	0-0	0	0	0	2	6	1	3	0	0	9
22	Lawson, Keelon.....	*	2-4	0-1	0-0	1	3	4	2	4	1	2	0	1	16
23	Morris, Earvin.....	*	1-2	0-0	1-2	3	1	4	1	3	0	6	0	0	10
04	Stephens, Eric.....		0-0	0-0	0-0	0	0	0	0	0	0	0	0	0	0
10	Wilson, Nick.....		0-0	0-0	0-0	0	0	0	0	0	0	0	0	0	3
12	Curry, Mardricus....		0-1	0-1	0-0	0	0	0	0	0	1	0	0	0	2
15	Brady, Latarius.....		0-0	0-0	0-0	1	0	1	0	0	0	0	0	0	4
21	White, Willie.....		0-0	0-0	0-0	0	0	0	0	0	0	0	0	0	1
24	Selmon, Jalen.....		0-1	0-0	0-0	0	0	0	1	0	0	0	0	0	7
	TEAM.....														
	Totals.....		13-18	4-6	2-4	5	6	11	8	32	7	15	0	2	80

TOTAL FG% 1st Half: 13-18 72.2%
3-Pt. FG% 1st Half: 4-6 66.7%
F Throw % 1st Half: 2-4 50.0%

Officials: Gary Kennedy, Terri Tubbs, Anthony Hall
Technical fouls: Science Hill-None. Memphis East-None.
Attendance:

Score by Periods	1st	2nd
Science Hill.....	22	23
Memphis East.....	11	21

Official Basketball Box Score -- 2nd Half
Science Hill vs Memphis East
03/16/12 3:15 p.m. at Murphy Center, Murfreesboro, Tenn.

VISITORS: Science Hill 35-3

##	Player Name		TOT-FG FG-FGA	3-PT FG-FGA	FT-FTA	REBOUNDS OF	DE	TOT	PF	TP	A	TO	BLK	S	MIN
10	Fields, Tre'vonn....	*	0-2	0-2	0-2	1	1	2	2	0	2	1	0	0	16
14	Hayes, Reed.....	*	2-6	0-0	1-2	2	0	2	4	5	0	0	0	0	13
22	Good, C.J.....	*	4-6	3-4	0-0	0	3	3	2	11	0	3	0	0	15
24	Adams, Will.....	*	0-3	0-1	4-6	0	0	0	1	4	1	5	0	0	15
30	Howard, Zach.....	*	2-6	2-5	0-0	1	2	3	3	6	4	0	0	1	10
21	Songster, Calvin....		0-0	0-0	0-0	0	0	0	0	0	0	0	0	0	1
32	Aples, Marc.....		0-0	0-0	0-0	0	0	0	1	0	0	0	0	0	6
33	Paige-Gilmore, Todd.		0-0	0-0	0-0	0	0	0	0	0	0	0	0	0	0
52	LeVeau, Hunter.....		0-1	0-0	0-0	1	0	1	2	0	0	1	0	0	4
	TEAM.....					1	1	2							
	Totals.....		8-24	5-12	5-10	6	7	13	15	26	7	10	0	1	80

TOTAL FG% 1st Half: 17-29 58.6% 2nd Half: 8-24 33.3% Game: 47.2%
3-Pt. FG% 1st Half: 7-14 50.0% 2nd Half: 5-12 41.7% Game: 46.2%
F Throw % 1st Half: 4-4 100 % 2nd Half: 5-10 50.0% Game: 64.3%

HOME TEAM: Memphis East 22-9

##	Player Name		TOT-FG FG-FGA	3-PT FG-FGA	FT-FTA	REBOUNDS OF	DE	TOT	PF	TP	A	TO	BLK	S	MIN
03	Anderson, Alexander.	*	0-2	0-1	0-0	0	0	0	0	0	0	0	0	1	10
05	King, Nick.....	*	2-5	0-1	8-10	3	5	8	2	12	1	2	1	2	15
11	Butler, Mathew.....	*	2-4	1-3	2-2	0	1	1	1	7	1	0	0	1	15
22	Lawson, Keelon.....	*	2-3	0-0	4-4	1	2	3	0	8	0	0	1	1	16
23	Morris, Earvin.....	*	4-6	0-0	4-4	2	3	5	2	12	2	0	0	2	16
04	Stephens, Eric.....		0-0	0-0	0-0	0	0	0	1	0	0	0	0	0	0
10	Wilson, Nick.....		0-0	0-0	0-0	0	0	0	0	0	0	0	0	0	0
12	Curry, Mardricus....		0-0	0-0	0-0	0	0	0	0	0	0	0	0	0	0
15	Brady, Latarius.....		0-0	0-0	0-0	0	0	0	0	0	0	0	0	0	0
21	White, Willie.....		0-0	0-0	0-0	0	0	0	0	0	0	0	0	0	0
24	Selmon, Jalen.....		2-4	0-0	6-6	0	2	2	2	10	0	1	0	0	8
	TEAM.....						1	1							
	Totals.....		12-24	1-5	24-26	6	14	20	8	49	4	3	2	7	80

TOTAL FG% 1st Half: 13-18 72.2% 2nd Half: 12-24 50.0% Game: 59.5%
3-Pt. FG% 1st Half: 4-6 66.7% 2nd Half: 1-5 20.0% Game: 45.5%
F Throw % 1st Half: 2-4 50.0% 2nd Half: 24-26 92.3% Game: 86.7%

Officials: Gary Kennedy, Terri Tubbs, Anthony Hall
Technical fouls: Science Hill-None. Memphis East-None.
Attendance:

Score by Periods	1st	2nd	3rd	4th
Science Hill.....	22	23	13	13
Memphis East.....	11	21	25	24

2009 Class AAA State Boys' Basketball Tournament

March 18 - March 21, 2009 · Murphy Center - MTSU - Murfreesboro, TN

Walker Valley (33-1) 60

Game 1
Thu. Mar. 19 1:30 PM

Science Hill (31-4) 50

Raleigh Egypt (33-2) 49

Game 2
Thu. Mar. 19 3:15 PM

Beech (29-4) 45

Clarksville Northeast (26-6) 62

Game 3
Thu. Mar. 19 5:00 PM

Bearden (35-2) 53

White Station (28-7) 80

Game 4
Thu. Mar. 19 6:45 PM

Red Bank (20-14) 63

Walker Valley 59

Game 5
Fri. Mar. 20 5:00 PM

Raleigh Egypt 82

Clarksville Northeast 36

Game 6
Fri. Mar. 20 6:45 PM

White Station 46

Raleigh Egypt 61

Game 7
Sat. Mar. 21 6:00 PM

White Station 64

White Station

STATE CHAMPION

Official Basketball Box Score
Science Hill vs Walker Valley
3/19/09 1:30 PM at Murfreesboro, TN (Murphy Center)

VISITORS: Science Hill 31-5

##	Player Name		TOT-FG FG-FGA	3-PT FG-FGA	FT-FTA	REBOUNDS OF	DE	TOT	PF	TP	A	TO	BLK	S	MIN
10	Odem, Josh.....	*	5-12	1-1	4-5	4	2	6	3	15	2	5	0	3	29
22	Smith, Chris.....	*	2-4	0-1	1-2	0	2	2	5	5	3	1	0	0	12
24	Kinley, Isaac.....	*	3-6	3-6	0-0	0	0	0	5	9	1	4	0	0	20
50	Jordan, Zach.....	*	1-1	0-0	0-0	0	3	3	2	2	1	2	0	0	19
54	Smith, Larry.....	*	6-9	0-0	0-2	5	6	11	4	12	0	1	0	1	30
14	Duncan, Gavin.....		0-2	0-1	0-0	0	1	1	0	0	0	1	0	0	4
21	Hamilton, Jamieson..		0-1	0-0	0-0	0	0	0	1	0	0	5	0	0	10
23	Allen, Jaylen.....		1-3	0-0	0-0	1	0	1	0	2	1	0	0	0	5
32	Hancock, Detric.....		2-6	1-3	0-0	1	3	4	2	5	0	3	0	1	18
33	Jackson, R.J.....		0-4	0-1	0-0	1	0	1	4	0	2	3	0	0	13
	TEAM.....					2	1	3							
	Totals.....		20-48	5-13	5-9	14	18	32	26	50	10	25	0	5	160

TOTAL FG% 1st Half: 10-22 45.5% 2nd Half: 10-26 38.5% Game: 41.7% DEADB
3-Pt. FG% 1st Half: 3-6 50.0% 2nd Half: 2-7 28.6% Game: 38.5% REBS
F Throw % 1st Half: 0-1 0.0% 2nd Half: 5-8 62.5% Game: 55.6% 0

HOME TEAM: Walker Valley 34-1

##	Player Name		TOT-FG FG-FGA	3-PT FG-FGA	FT-FTA	REBOUNDS OF	DE	TOT	PF	TP	A	TO	BLK	S	MIN
02	Ware, David.....	*	6-14	2-9	1-2	1	4	5	2	15	1	1	0	4	32
05	Trotter, Jake.....	*	1-7	0-1	4-4	3	3	6	1	6	2	3	0	0	32
12	Burrell, Cody.....	*	4-5	2-3	2-2	1	1	2	2	12	2	1	0	2	29
15	Sharp, Brice.....	*	7-11	1-3	10-17	4	6	10	2	25	5	10	0	3	31
21	Hawkins, Micah.....	*	1-3	0-1	0-0	0	2	2	4	2	2	1	1	2	22
01	Tucker, Jon.....		0-0	0-0	0-0	0	0	0	1	0	0	1	0	0	4
10	Nunnelly, Trent.....		0-0	0-0	0-0	0	1	1	2	0	0	0	0	0	4
32	Arrington, Trent....		0-1	0-0	0-0	0	0	0	1	0	0	0	0	0	6
	TEAM.....						1	1							
	Totals.....		19-41	5-17	17-25	9	18	27	15	60	12	17	1	11	160

TOTAL FG% 1st Half: 9-22 40.9% 2nd Half: 10-19 52.6% Game: 46.3% DEADB
3-Pt. FG% 1st Half: 4-13 30.8% 2nd Half: 1-4 25.0% Game: 29.4% REBS
F Throw % 1st Half: 5-7 71.4% 2nd Half: 12-18 66.7% Game: 68.0% 3

Officials: Anthony Hassell, Coy Gammon, Fred Divittorio
Technical fouls: Science Hill-None. Walker Valley-None.
Attendance:

Score by Periods	1st	2nd	3rd	4th		Total
Science Hill.....	10	13	9	18	-	50
Walker Valley.....	12	15	14	19	-	60

Play-by-Play
Science Hill vs Walker Valley
3/19/09 1:30 PM at Murfreesboro, TN (Murphy Center)

1st PERIOD Play-by-Play (Page 1)

HOME TEAM: Walker Valley	TIME	SCORE	MAR	VISITORS: Science Hill
	07:37	0-3	V 3	GOOD! 3 PTR by Kinley, Isaac
	07:37			ASSIST by Smith, Chris
MISSED 3 PTR by Ware, David	07:21			
REBOUND (OFF) by Sharp, Brice	07:21			
TURNOVR by Sharp, Brice	07:13			
	07:11			STEAL by Odem, Josh
	07:09			TURNOVR by Odem, Josh
STEAL by Ware, David	07:08			
GOOD! FT SHOT by Sharp, Brice	07:06	1-3	V 2	FOUL by Smith, Chris (P1T1)
MISSED FT SHOT by Sharp, Brice	07:06			REBOUND (DEF) by Smith, Larry
	06:58			TURNOVR by Odem, Josh
TURNOVR by Sharp, Brice	06:43			
REBOUND (DEF) by Sharp, Brice	06:27			MISSED 3 PTR by Smith, Chris
GOOD! LAYUP by Sharp, Brice [FB/PNT]	06:20	3-3	T 1	
	06:09			SUB IN : Jackson, R.J.
	06:09			SUB IN : Hancock, Detric
	06:09			SUB OUT: Kinley, Isaac
	06:09			SUB OUT: Jordan, Zach
	05:49	3-5	V 2	GOOD! JUMPER by Hancock, Detric [PNT]
TURNOVR by Trotter, Jake	05:35			STEAL by Hancock, Detric
	05:35			TURNOVR by Hancock, Detric
	05:32			FOUL by Jackson, R.J. (P1T2)
TURNOVR by Burrell, Cody	05:27			
	05:27			SUB IN : Jordan, Zach
	05:27			SUB IN : Kinley, Isaac
	05:27			SUB OUT: Smith, Chris
	05:27			SUB OUT: Smith, Larry
	05:10			TURNOVR by Jordan, Zach
	05:10			SUB IN : Hamilton, Jamieson
	05:10			SUB OUT: Jackson, R.J.
	05:00			FOUL by Odem, Josh (P1T3)
TURNOVR by Trotter, Jake	04:45			
	04:43			STEAL by Odem, Josh
	04:40	3-7	V 4	GOOD! LAYUP by Odem, Josh [PNT]
	04:30			FOUL by Kinley, Isaac (P1T4)
MISSED 3 PTR by Hawkins, Micah	04:03			REBOUND (DEF) by Hancock, Detric
	03:59			TURNOVR by Hancock, Detric
STEAL by Burrell, Cody	03:58			
GOOD! 3 PTR by Ware, David	03:56	6-7	V 1	
ASSIST by Burrell, Cody	03:56			
STEAL by Hawkins, Micah	03:30			TURNOVR by Hamilton, Jamieson
	03:30			SUB IN : Jackson, R.J.
	03:30			SUB IN : Smith, Larry
	03:30			SUB IN : Smith, Chris
	03:30			SUB OUT: Hamilton, Jamieson
	03:30			SUB OUT: Odem, Josh
	03:30			SUB OUT: Hancock, Detric
GOOD! JUMPER by Sharp, Brice [PNT]	03:11	8-7	H 1	
	03:00	8-10	V 2	GOOD! 3 PTR by Kinley, Isaac
	03:00			ASSIST by Smith, Chris
GOOD! LAYUP by Hawkins, Micah [PNT]	02:54	10-10	T 2	
ASSIST by Sharp, Brice	02:54			
	02:41			TURNOVR by Kinley, Isaac
	02:41			SUB IN : Odem, Josh
	02:41			SUB OUT: Jordan, Zach
	02:25			FOUL by Jackson, R.J. (P2T5)
	02:25			SUB IN : Hamilton, Jamieson
	02:25			SUB OUT: Jackson, R.J.
MISSED 3 PTR by Burrell, Cody	02:18			
REBOUND (OFF) by Trotter, Jake	02:18			
MISSED JUMPER by Trotter, Jake	02:12			REBOUND (DEF) by Smith, Chris
FOUL by Hawkins, Micah (P1T1)	02:11			
	02:03			TURNOVR by Kinley, Isaac
MISSED 3 PTR by Trotter, Jake	01:45			
REBOUND (OFF) by Trotter, Jake	01:45			
	01:43			FOUL by Smith, Chris (P2T6)
	01:43			SUB IN : Hancock, Detric

	01:43			SUB IN : Jordan, Zach
	01:43			SUB OUT: Smith, Larry
	01:43			SUB OUT: Smith, Chris
MISSED 3 PTR by Ware, David	01:40			REBOUND (DEF) by Hancock, Detric
FOUL by Hawkins, Micah (P2T2)	01:39			
SUB IN : Nunnelly, Trent	01:39			
SUB OUT: Hawkins, Micah	01:39			
	01:24			FOUL by Jordan, Zach (P1T7)
	01:24			TURNOVR by Jordan, Zach
	01:24			SUB IN : Smith, Larry
	01:24			SUB OUT: Jordan, Zach
MISSED FT SHOT by Sharp, Brice	01:13			FOUL by Kinley, Isaac (P2T8)
	01:13			REBOUND (DEF) by Smith, Larry
	01:13			SUB IN : Duncan, Gavin
	01:13			SUB OUT: Kinley, Isaac
	01:03			TURNOVR by Duncan, Gavin
STEAL by Ware, David	01:02			
GOOD! FT SHOT by Sharp, Brice	01:02	11-10	H 1	FOUL by Hamilton, Jamieson (P1T9)
GOOD! FT SHOT by Sharp, Brice	01:02	12-10	H 2	
SUB IN : Tucker, Jon	01:02			SUB IN : Allen, Jaylen
SUB OUT: Burrell, Cody	01:02			SUB OUT: Hamilton, Jamieson
	00:44			MISSED JUMPER by Allen, Jaylen
	00:44			REBOUND (OFF) by (TEAM)
	00:21			MISSED 3 PTR by Duncan, Gavin
	00:21			REBOUND (OFF) by Allen, Jaylen
FOUL by Nunnelly, Trent (P1T3)	00:17			

Walker Valley 12, Science Hill 10

2nd PERIOD Play-by-Play (Page 1)

HOME TEAM: Walker Valley	TIME	SCORE	MAR	VISITORS: Science Hill
SUB IN : Tucker, Jon	08:00			SUB IN : Hancock, Detric
SUB IN : Nunnelly, Trent	08:00			SUB IN : Duncan, Gavin
SUB OUT: Hawkins, Micah	08:00			SUB IN : Jackson, R.J.
SUB OUT: Burrell, Cody	08:00			SUB OUT: Kinley, Isaac
	08:00			SUB OUT: Smith, Chris
	08:00			SUB OUT: Jordan, Zach
	07:40			MISSED 3 PTR by Hancock, Detric
	07:40			REBOUND (OFF) by Jackson, R.J.
	07:39			TURNOVR by Jackson, R.J.
MISSED 3 PTR by Ware, David	07:29			
REBOUND (OFF) by Sharp, Brice	07:29			
MISSED JUMPER by Sharp, Brice	07:27			
	07:26			REBOUND (DEF) by Odem, Josh
FOUL by Nunnelly, Trent (P2T4)	07:26			
	07:15			TURNOVR by Jackson, R.J.
SUB IN : Arrington, Trent	07:15			
SUB OUT: Nunnelly, Trent	07:15			
MISSED JUMPER by Trotter, Jake	07:12			REBOUND (DEF) by Duncan, Gavin
FOUL by Tucker, Jon (P1T5)	07:05			
	07:00			SUB IN : Hamilton, Jamieson
	07:00			SUB OUT: Duncan, Gavin
	06:42			MISSED JUMPER by Odem, Josh
	06:42			REBOUND (OFF) by Smith, Larry
	06:37			MISSED JUMPER by Jackson, R.J.
	06:37			REBOUND (OFF) by Smith, Larry
	06:32	12-12	T 3	GOOD! LAYUP by Smith, Larry [PNT]
TURNOVR by Sharp, Brice	06:21			
	06:21			SUB IN : Jordan, Zach
	06:21			SUB OUT: Jackson, R.J.
REBOUND (DEF) by Ware, David	06:06			MISSED JUMPER by Odem, Josh
TURNOVR by Ware, David	06:01			
TIMEOUT 30sec	06:01			
SUB IN : Burrell, Cody	06:01			
SUB OUT: Tucker, Jon	06:01			
	05:21			TURNOVR by Hamilton, Jamieson
MISSED 3 PTR by Sharp, Brice	04:57			
REBOUND (OFF) by Burrell, Cody	04:57			
MISSED JUMPER by Arrington, Trent	04:50			REBOUND (DEF) by Jordan, Zach
REBOUND (DEF) by Sharp, Brice	04:39			MISSED JUMPER by Hamilton, Jamieson
GOOD! 3 PTR by Sharp, Brice	04:29	15-12	H 3	
ASSIST by Trotter, Jake	04:29			
	04:07			TURNOVR by Hamilton, Jamieson
	04:07			SUB IN : Jackson, R.J.

	04:07			SUB IN : Allen, Jaylen
	04:07			SUB OUT: Hancock, Detric
	04:07			SUB OUT: Hamilton, Jamieson
MISSED 3 PTR by Ware, David	03:50			REBOUND (DEF) by Smith, Larry
FOUL by Sharp, Brice (P1T6)	03:47			
	03:34	15-15	T 4	GOOD! 3 PTR by Odem, Josh
	03:34			ASSIST by Jackson, R.J.
TURNOVR by Sharp, Brice	03:25			
	03:11	15-17	V 2	GOOD! JUMPER by Allen, Jaylen
	03:11			ASSIST by Odem, Josh
GOOD! LAYUP by Burrell, Cody [PNT]	03:06	17-17	T 5	
	02:46			MISSED JUMPER by Odem, Josh
	02:46			REBOUND (OFF) by Odem, Josh
REBOUND (DEF) by Sharp, Brice	02:39			MISSED JUMPER by Allen, Jaylen
GOOD! 3 PTR by Burrell, Cody	02:27	20-17	H 3	
ASSIST by Ware, David	02:27			
	02:19	20-19	H 1	GOOD! LAYUP by Smith, Larry [PNT]
	02:19			ASSIST by Allen, Jaylen
GOOD! 3 PTR by Ware, David	02:11	23-19	H 4	
ASSIST by Sharp, Brice	02:11			
	01:57			MISSED JUMPER by Jackson, R.J.
	01:57			REBOUND (OFF) by Smith, Larry
	01:55	23-21	H 2	GOOD! LAYUP by Smith, Larry [PNT]
FOUL by Arrington, Trent (P1T7)	01:54			MISSED FT SHOT by Smith, Larry
REBOUND (DEF) by Sharp, Brice	01:54			
	01:54			SUB IN : Hamilton, Jamieson
	01:54			SUB IN : Duncan, Gavin
	01:54			SUB IN : Hancock, Detric
	01:54			SUB OUT: Jackson, R.J.
	01:54			SUB OUT: Allen, Jaylen
	01:54			SUB OUT: Jordan, Zach
TURNOVR by Sharp, Brice	01:45			
	01:43			STEAL by Odem, Josh
	01:41			TURNOVR by Hamilton, Jamieson
SUB IN : Nunnelly, Trent	01:41			
SUB OUT: Arrington, Trent	01:41			
GOOD! FT SHOT by Sharp, Brice	01:17	24-21	H 3	FOUL by Hancock, Detric (P1T10)
GOOD! FT SHOT by Sharp, Brice	01:17	25-21	H 4	
	01:17			SUB IN : Jordan, Zach
	01:17			SUB OUT: Hancock, Detric
	00:56	25-23	H 2	GOOD! JUMPER by Odem, Josh
GOOD! LAYUP by Sharp, Brice [PNT]	00:34	27-23	H 4	
ASSIST by Burrell, Cody	00:34			
REBOUND (DEF) by Nunnelly, Trent	00:10			MISSED JUMPER by Duncan, Gavin
MISSED 3 PTR by Sharp, Brice	00:00			REBOUND (DEF) by (TEAM)

Walker Valley 27, Science Hill 23

3rd PERIOD Play-by-Play (Page 1)

HOME TEAM: Walker Valley	TIME	SCORE	MAR	VISITORS: Science Hill
MISSED JUMPER by Hawkins, Micah	07:46			REBOUND (DEF) by Smith, Chris
REBOUND (DEF) by Ware, David	07:37			MISSED 3 PTR by Kinley, Isaac
TURNOVR by Trotter, Jake	07:15			
	06:58			TURNOVR by Kinley, Isaac
STEAL by Burrell, Cody	06:57			
MISSED 3 PTR by Ware, David	06:51			
REBOUND (OFF) by Sharp, Brice	06:51			
GOOD! JUMPER by Ware, David	06:47	29-23	H 6	
ASSIST by Sharp, Brice	06:47			
FOUL by Hawkins, Micah (P3T1)	06:29	29-24	H 5	GOOD! FT SHOT by Smith, Chris
REBOUND (DEF) by Trotter, Jake	06:29			MISSED FT SHOT by Smith, Chris
GOOD! LAYUP by Sharp, Brice [PNT]	06:07	31-24	H 7	
MISSED FT SHOT by Sharp, Brice	06:07			FOUL by Kinley, Isaac (P3T1)
	06:07			REBOUND (DEF) by Jordan, Zach
	06:05			SUB IN : Jackson, R.J.
	06:05			SUB OUT: Kinley, Isaac
	05:48			MISSED JUMPER by Smith, Chris
	05:48			REBOUND (OFF) by (TEAM)
	05:16	31-26	H 5	GOOD! LAYUP by Smith, Chris [PNT]
TURNOVR by Sharp, Brice	05:02			
STEAL by Sharp, Brice	04:51			TURNOVR by Jackson, R.J.
	04:51			FOUL by Smith, Chris (P3T2)
MISSED DUNK by Trotter, Jake	04:42			REBOUND (DEF) by Jordan, Zach

	04:25	31-28	H 3	GOOD! LAYUP by Jordan, Zach [PNT]
	04:25			ASSIST by Odem, Josh
	04:14			FOUL by Odem, Josh (P2T3)
	04:14			SUB IN : Hancock, Detric
	04:14			SUB IN : Hamilton, Jamieson
	04:14			SUB IN : Kinley, Isaac
	04:14			SUB OUT: Jackson, R.J.
	04:14			SUB OUT: Smith, Chris
	04:14			SUB OUT: Odem, Josh
MISSED JUMPER by Trotter, Jake	04:11			
REBOUND (OFF) by Trotter, Jake	04:11			
	04:09			FOUL by Smith, Larry (P1T4)
TURNOVR by Hawkins, Micah	03:49			
	03:34	31-30	H 1	GOOD! JUMPER by Smith, Larry [PNT]
	03:34			ASSIST by Kinley, Isaac
	03:20			FOUL by Hancock, Detric (P2T5)
	03:20			SUB IN : Smith, Chris
	03:20			SUB OUT: Jordan, Zach
MISSED 3 PTR by Ware, David	03:17			
REBOUND (OFF) by Sharp, Brice	03:17			
MISSED LAYUP by Sharp, Brice	03:14			
REBOUND (OFF) by Ware, David	03:12			
	03:12			FOUL by Smith, Chris (P4T6)
	03:12			SUB IN : Jackson, R.J.
	03:12			SUB OUT: Smith, Chris
GOOD! JUMPER by Trotter, Jake	03:09	33-30	H 3	
ASSIST by Hawkins, Micah	03:09			
REBOUND (DEF) by Hawkins, Micah	02:58			MISSED 3 PTR by Kinley, Isaac
MISSED 3 PTR by Ware, David	02:48			REBOUND (DEF) by Hancock, Detric
REBOUND (DEF) by (TEAM)	02:38			MISSED JUMPER by Smith, Larry
GOOD! LAYUP by Ware, David [PNT]	02:32	35-30	H 5	
ASSIST by Sharp, Brice	02:32			
TIMEOUT TEAM	02:25			
	02:25			SUB IN : Jordan, Zach
	02:25			SUB OUT: Hamilton, Jamieson
	02:23	35-32	H 3	GOOD! LAYUP by Smith, Larry [PNT]
	02:23			ASSIST by Jordan, Zach
GOOD! FT SHOT by Trotter, Jake	02:03	36-32	H 4	FOUL by Jordan, Zach (P2T7)
GOOD! FT SHOT by Trotter, Jake	02:03	37-32	H 5	
	02:03			SUB IN : Odem, Josh
	02:03			SUB OUT: Hancock, Detric
FOUL by Burrell, Cody (P1T2)	01:51			
REBOUND (DEF) by Trotter, Jake	01:42			MISSED JUMPER by Jackson, R.J.
GOOD! LAYUP by Sharp, Brice [PNT]	01:30	39-32	H 7	
	01:20			TURNOVR by Odem, Josh
	01:20			SUB IN : Hamilton, Jamieson
	01:20			SUB OUT: Jackson, R.J.
GOOD! LAYUP by Sharp, Brice [PNT]	01:01	41-32	H 9	
STEAL by Sharp, Brice	00:49			TURNOVR by Hamilton, Jamieson
MISSED FT SHOT by Sharp, Brice	00:49			FOUL by Smith, Larry (P2T8)
	00:49			REBOUND (DEF) by Smith, Larry
	00:49			SUB IN : Jackson, R.J.
	00:49			SUB OUT: Hamilton, Jamieson
SUB IN : Tucker, Jon	00:48			
SUB OUT: Sharp, Brice	00:48			
BLOCK by Hawkins, Micah	00:37			MISSED JUMPER by Smith, Larry
REBOUND (DEF) by Ware, David	00:35			
MISSED LAYUP by Ware, David	00:32			REBOUND (DEF) by Smith, Larry
	00:22			TURNOVR by Odem, Josh
TURNOVR by Tucker, Jon	00:10			
REBOUND (DEF) by Ware, David	00:00			MISSED JUMPER by Odem, Josh

Walker Valley 41, Science Hill 32

4th PERIOD Play-by-Play (Page 1)

HOME TEAM: Walker Valley	TIME	SCORE	MAR	VISITORS: Science Hill
	08:00			SUB IN : Hancock, Detric
	08:00			SUB OUT: Jordan, Zach
TURNOVR by Sharp, Brice	07:54			
	07:53			STEAL by Smith, Larry
STEAL by Sharp, Brice	07:52			TURNOVR by Smith, Larry
GOOD! FT SHOT by Sharp, Brice	07:52	42-32	H 10	FOUL by Odem, Josh (P3T9)
GOOD! FT SHOT by Sharp, Brice	07:52	43-32	H 11	
	07:40	43-34	H 9	GOOD! JUMPER by Smith, Chris [PNT]

FOUL by Sharp, Brice (P2T3)	07:14			
TURNOVR by Sharp, Brice	07:10			
	06:58			FOUL by Kinley, Isaac (P4T10)
	06:58			TURNOVR by Kinley, Isaac
GOOD! LAYUP by Burrell, Cody [PNT]	06:28	45-34	H 11	
ASSIST by Trotter, Jake	06:28			
	06:24			TIMEOUT 30sec
REBOUND (DEF) by Sharp, Brice	06:18			MISSED JUMPER by Smith, Larry
TURNOVR by Sharp, Brice	06:14			
	06:01			MISSED JUMPER by Hancock, Detric
	06:01			REBOUND (OFF) by Smith, Larry
	06:00	45-36	H 9	GOOD! TIP-IN by Smith, Larry [PNT]
FOUL by Hawkins, Micah (P4T4)	06:00			MISSED FT SHOT by Smith, Larry
REBOUND (DEF) by Hawkins, Micah	06:00			
MISSED JUMPER by Trotter, Jake	05:01			REBOUND (DEF) by Smith, Larry
	04:53			TURNOVR by Odem, Josh
STEAL by Ware, David	04:52			
GOOD! LAYUP by Ware, David [FB/PNT]	04:50	47-36	H 11	
	04:33			TURNOVR by Smith, Chris
STEAL by Ware, David	04:32			
GOOD! 3 PTR by Burrell, Cody	04:12	50-36	H 14	
ASSIST by Hawkins, Micah	04:12			
	03:58	50-39	H 11	GOOD! 3 PTR by Hancock, Detric
	03:58			ASSIST by Smith, Chris
	03:57			TIMEOUT 30sec
	03:57			SUB IN : Jackson, R.J.
	03:57			SUB OUT: Hancock, Detric
MISSED FT SHOT by Ware, David	03:51			FOUL by Smith, Chris (P5T11)
REBOUND (OFF) by (DEADBALL)	03:51			
GOOD! FT SHOT by Ware, David	03:51	51-39	H 12	
	03:51			SUB IN : Hancock, Detric
	03:51			SUB OUT: Smith, Chris
	03:32			MISSED 3 PTR by Jackson, R.J.
	03:32			REBOUND (OFF) by Odem, Josh
FOUL by Ware, David (P1T5)	03:26			
	03:18			MISSED 3 PTR by Hancock, Detric
	03:18			REBOUND (OFF) by Odem, Josh
	03:15	51-41	H 10	GOOD! JUMPER by Odem, Josh [PNT]
FOUL by Trotter, Jake (P1T6)	03:15			MISSED FT SHOT by Odem, Josh
REBOUND (DEF) by Trotter, Jake	03:15			
	03:15			SUB IN : Jordan, Zach
	03:15			SUB OUT: Hancock, Detric
MISSED FT SHOT by Sharp, Brice	03:05			FOUL by Jackson, R.J. (P3T12)
REBOUND (OFF) by (DEADBALL)	03:05			
MISSED FT SHOT by Sharp, Brice	03:05			REBOUND (DEF) by Odem, Josh
	03:05			SUB IN : Hancock, Detric
	03:05			SUB OUT: Jordan, Zach
FOUL by Burrell, Cody (P2T7)	02:51	51-42	H 9	GOOD! FT SHOT by Odem, Josh
	02:51	51-43	H 8	GOOD! FT SHOT by Odem, Josh
	02:51			SUB IN : Jordan, Zach
	02:51			SUB OUT: Hancock, Detric
GOOD! JUMPER by Ware, David	02:25	53-43	H 10	
ASSIST by Sharp, Brice	02:25			
	02:08	53-46	H 7	GOOD! 3 PTR by Kinley, Isaac
	02:08			ASSIST by Jackson, R.J.
	02:06			TIMEOUT TEAM
TIMEOUT TEAM	01:57			
TURNOVR by Sharp, Brice	01:53			
	01:53			SUB IN : Hancock, Detric
	01:53			SUB OUT: Jordan, Zach
FOUL by Ware, David (P2T8)	01:47	53-47	H 6	GOOD! FT SHOT by Odem, Josh
	01:47	53-48	H 5	GOOD! FT SHOT by Odem, Josh
	01:47			SUB IN : Jordan, Zach
	01:47			SUB OUT: Hancock, Detric
GOOD! FT SHOT by Sharp, Brice	01:43	54-48	H 6	FOUL by Jackson, R.J. (P4T13)
GOOD! FT SHOT by Sharp, Brice	01:43	55-48	H 7	
	01:43			SUB IN : Allen, Jaylen
	01:43			SUB IN : Hancock, Detric
	01:43			SUB OUT: Jordan, Zach
	01:43			SUB OUT: Jackson, R.J.
	01:33			MISSED JUMPER by Odem, Josh
	01:33			REBOUND (OFF) by Smith, Larry
REBOUND (DEF) by Sharp, Brice	01:23			MISSED 3 PTR by Kinley, Isaac
MISSED FT SHOT by Sharp, Brice	01:18			FOUL by Smith, Larry (P3T14)
REBOUND (OFF) by (DEADBALL)	01:18			
GOOD! FT SHOT by Sharp, Brice	01:18	56-48	H 8	

	01:11			MISSED JUMPER by Hancock, Detric
	01:11			REBOUND (OFF) by Hancock, Detric
	01:06			TURNOVR by Hancock, Detric
STEAL by Hawkins, Micah	01:04			
	00:44			SUB IN : Jordan, Zach
	00:44			SUB IN : Jackson, R.J.
	00:44			SUB OUT: Allen, Jaylen
	00:44			SUB OUT: Hancock, Detric
GOOD! FT SHOT by Trotter, Jake	00:39	57-48	H 9	FOUL by Smith, Larry (P4T15)
GOOD! FT SHOT by Trotter, Jake	00:39	58-48	H 10	
	00:39			SUB IN : Allen, Jaylen
	00:39			SUB IN : Hancock, Detric
	00:39			SUB OUT: Jordan, Zach
	00:39			SUB OUT: Jackson, R.J.
REBOUND (DEF) by Burrell, Cody	00:33			MISSED JUMPER by Odem, Josh
GOOD! FT SHOT by Burrell, Cody	00:27	59-48	H 11	FOUL by Kinley, Isaac (P5T16)
GOOD! FT SHOT by Burrell, Cody	00:27	60-48	H 12	
	00:27			SUB IN : Duncan, Gavin
	00:27			SUB OUT: Kinley, Isaac
	00:19			MISSED JUMPER by Odem, Josh
	00:19			REBOUND (OFF) by Odem, Josh
	00:16	60-50	H 10	GOOD! JUMPER by Odem, Josh [PNT]
	00:15			TIMEOUT TEAM

Walker Valley 60, Science Hill 50

Official Basketball Box Score -- 1st Half
Science Hill vs Walker Valley
3/19/09 1:30 PM at Murfreesboro, TN (Murphy Center)

VISITORS: Science Hill 31-5

##	Player Name		TOT-FG FG-FGA	3-PT FG-FGA	FT-FTA	REBOUNDS OF	DE	TOT	PF	TP	A	TO	BLK	S	MIN
10	Odem, Josh.....	*	3-6	1-1	0-0	1	1	2	1	7	1	2	0	3	15
22	Smith, Chris.....	*	0-1	0-1	0-0	0	1	1	2	0	2	0	0	0	4
24	Kinley, Isaac.....	*	2-2	2-2	0-0	0	0	0	2	6	0	2	0	0	6
50	Jordan, Zach.....	*	0-0	0-0	0-0	0	1	1	1	0	0	2	0	0	11
54	Smith, Larry.....	*	3-3	0-0	0-1	3	3	6	0	6	0	0	0	0	14
14	Duncan, Gavin.....		0-2	0-1	0-0	0	1	1	0	0	0	1	0	0	4
21	Hamilton, Jamieson..		0-1	0-0	0-0	0	0	0	1	0	0	4	0	0	8
23	Allen, Jaylen.....		1-3	0-0	0-0	1	0	1	0	2	1	0	0	0	3
32	Hancock, Detric.....		1-2	0-1	0-0	0	2	2	1	2	0	2	0	1	9
33	Jackson, R.J.....		0-2	0-0	0-0	1	0	1	2	0	1	2	0	0	6
	TEAM.....					1	1	2							
	Totals.....		10-22	3-6	0-1	7	10	17	10	23	5	15	0	4	80

TOTAL FG% 1st Half: 10-22 45.5%
3-Pt. FG% 1st Half: 3-6 50.0%
F Throw % 1st Half: 0-1 0.0%

HOME TEAM: Walker Valley 34-1

##	Player Name		TOT-FG FG-FGA	3-PT FG-FGA	FT-FTA	REBOUNDS OF	DE	TOT	PF	TP	A	TO	BLK	S	MIN
02	Ware, David.....	*	2-6	2-6	0-0	0	1	1	0	6	1	1	0	2	16
05	Trotter, Jake.....	*	0-3	0-1	0-0	2	0	2	0	0	1	2	0	0	16
12	Burrell, Cody.....	*	2-3	1-2	0-0	1	0	1	0	5	2	1	0	1	13
15	Sharp, Brice.....	*	4-7	1-3	5-7	2	4	6	1	14	2	5	0	0	16
21	Hawkins, Micah.....	*	1-2	0-1	0-0	0	0	0	2	2	0	0	0	1	6
01	Tucker, Jon.....		0-0	0-0	0-0	0	0	0	1	0	0	0	0	0	3
10	Nunnelly, Trent.....		0-0	0-0	0-0	0	1	1	2	0	0	0	0	0	4
32	Arrington, Trent....		0-1	0-0	0-0	0	0	0	1	0	0	0	0	0	6
	TEAM.....														
	Totals.....		9-22	4-13	5-7	5	6	11	7	27	6	9	0	4	80

TOTAL FG% 1st Half: 9-22 40.9%
3-Pt. FG% 1st Half: 4-13 30.8%
F Throw % 1st Half: 5-7 71.4%

Officials: Anthony Hassell, Coy Gammon, Fred Divittorio
Technical fouls: Science Hill-None. Walker Valley-None.
Attendance:

Score by Periods	1st	2nd
Science Hill.....	10	13
Walker Valley.....	12	15

Official Basketball Box Score -- 2nd Half
Science Hill vs Walker Valley
3/19/09 1:30 PM at Murfreesboro, TN (Murphy Center)

VISITORS: Science Hill 31-5

##	Player Name		TOT-FG FG-FGA	3-PT FG-FGA	FT-FTA	REBOUNDS OF	DE	TOT	PF	TP	A	TO	BLK	S	MIN
10	Odem, Josh.....	*	2-6	0-0	4-5	3	1	4	2	8	1	3	0	0	14
22	Smith, Chris.....	*	2-3	0-0	1-2	0	1	1	3	5	1	1	0	0	8
24	Kinley, Isaac.....	*	1-4	1-4	0-0	0	0	0	3	3	1	2	0	0	14
50	Jordan, Zach.....	*	1-1	0-0	0-0	0	2	2	1	2	1	0	0	0	8
54	Smith, Larry.....	*	3-6	0-0	0-1	2	3	5	4	6	0	1	0	1	16
14	Duncan, Gavin.....		0-0	0-0	0-0	0	0	0	0	0	0	0	0	0	0+
21	Hamilton, Jamieson..		0-0	0-0	0-0	0	0	0	0	0	0	1	0	0	2
23	Allen, Jaylen.....		0-0	0-0	0-0	0	0	0	0	0	0	0	0	0	2
32	Hancock, Detric.....		1-4	1-2	0-0	1	1	2	1	3	0	1	0	0	9
33	Jackson, R.J.....		0-2	0-1	0-0	0	0	0	2	0	1	1	0	0	7
	TEAM.....					1		1							
	Totals.....		10-26	2-7	5-8	7	8	15	16	27	5	10	0	1	80

TOTAL FG% 1st Half: 10-22 45.5% 2nd Half: 10-26 38.5% Game: 41.7%
3-Pt. FG% 1st Half: 3-6 50.0% 2nd Half: 2-7 28.6% Game: 38.5%
F Throw % 1st Half: 0-1 0.0% 2nd Half: 5-8 62.5% Game: 55.6%

HOME TEAM: Walker Valley 34-1

##	Player Name		TOT-FG FG-FGA	3-PT FG-FGA	FT-FTA	REBOUNDS OF	DE	TOT	PF	TP	A	TO	BLK	S	MIN
02	Ware, David.....	*	4-8	0-3	1-2	1	3	4	2	9	0	0	0	2	16
05	Trotter, Jake.....	*	1-4	0-0	4-4	1	3	4	1	6	1	1	0	0	16
12	Burrell, Cody.....	*	2-2	1-1	2-2	0	1	1	2	7	0	0	0	1	16
15	Sharp, Brice.....	*	3-4	0-0	5-10	2	2	4	1	11	3	5	0	3	15
21	Hawkins, Micah.....	*	0-1	0-0	0-0	0	2	2	2	0	2	1	1	1	16
01	Tucker, Jon.....		0-0	0-0	0-0	0	0	0	0	0	0	1	0	0	1
10	Nunnelly, Trent.....		0-0	0-0	0-0	0	0	0	0	0	0	0	0	0	0
32	Arrington, Trent....		0-0	0-0	0-0	0	0	0	0	0	0	0	0	0	0
	TEAM.....						1	1							
	Totals.....		10-19	1-4	12-18	4	12	16	8	33	6	8	1	7	80

TOTAL FG% 1st Half: 9-22 40.9% 2nd Half: 10-19 52.6% Game: 46.3%
3-Pt. FG% 1st Half: 4-13 30.8% 2nd Half: 1-4 25.0% Game: 29.4%
F Throw % 1st Half: 5-7 71.4% 2nd Half: 12-18 66.7% Game: 68.0%

Officials: Anthony Hassell, Coy Gammon, Fred Divittorio
Technical fouls: Science Hill-None. Walker Valley-None.
Attendance:

Score by Periods	1st	2nd	3rd	4th
Science Hill.....	10	13	9	18
Walker Valley.....	12	15	14	19

Newspaper Box Score
Science Hill vs Walker Valley
3/19/09 1:30 PM at Murfreesboro, TN (Murphy Center)
At Murfreesboro, TN (Murphy Center)
WALKER VALLEY 60, SCIENCE HILL 50
SCIENCE HILL (31-5)
Odem, Josh 5-12 4-5 15; Smith, Larry 6-9 0-2 12; Kinley, Isaac 3-6 0-0 9; Smith, Chris 2-4 1-2 5; Hancock, Detric 2-6 0-0 5; Allen, Jaylen 1-3 0-0 2; Jordan, Zach 1-1 0-0 2; Jackson, R.J. 0-4 0-0 0; Hamilton, Jamieson 0-1 0-0 0; Duncan, Gavin 0-2 0-0 0. Totals 20-48 5-9 50.
WALKER VALLEY (34-1)
Sharp, Brice 7-11 10-17 25; Ware, David 6-14 1-2 15; Burrell, Cody 4-5 2-2 12; Trotter, Jake 1-7 4-4 6; Hawkins, Micah 1-3 0-0 2; Arrington, Trent 0-1 0-0 0; Nunnelly, Trent 0-0 0-0 0; Tucker, Jon 0-0 0-0 0. Totals 19-41 17-25 60.

Science Hill.....	10	13	9	18	-	50
Walker Valley.....	12	15	14	19	-	60

3-point goals--Science Hill 5-13 (Kinley, Isaac 3-6; Hancock, Detric 1-3; Odem, Josh 1-1; Jackson, R.J. 0-1; Duncan, Gavin 0-1; Smith, Chris 0-1), Walker Valley 5-17 (Ware, David 2-9; Burrell, Cody 2-3; Sharp, Brice 1-3; Hawkins, Micah 0-1; Trotter, Jake 0-1). Fouled out--Science Hill-Kinley, Isaac; Smith, Chris, Walker Valley-None. Rebounds--Science Hill 32 (Smith, Larry 11), Walker Valley 27 (Sharp, Brice 10). Assists--Science Hill 10 (Smith, Chris 3), Walker Valley 12 (Sharp, Brice 5). Total fouls--Science Hill 26, Walker Valley 15. Technical fouls--Science Hill-None, Walker Valley-None.

Science Hill vs Walker Valley (3/19/09 - Period 4 00:00)

POINTS OFF TURNOVERS	1	2	3	4 - Tot
Science Hill.....	2	2	2	4 - 10
Walker Valley.....	8	2	4	11 - 25

POINTS IN PAINT	1	2	3	4 - Tot
Science Hill.....	4	6	8	8 - 26
Walker Valley.....	6	4	8	4 - 22

2ND CHANCE POINTS	1	2	3	4 - Tot
Science Hill.....	0	4	2	6 - 12
Walker Valley.....	0	0	4	0 - 4

FAST BREAK POINTS	1	2	3	4 - Tot
Science Hill.....	0	0	0	0 - 0
Walker Valley.....	2	0	0	2 - 4

BENCH POINTS	1	2	3	4 - Tot
Science Hill.....	2	2	0	3 - 7
Walker Valley.....	0	0	0	0 - 0

SCORE TIED BY	1	2	3	4 - Tot
Science Hill.....	0	2	0	0 - 2
Walker Valley.....	2	1	0	0 - 3

LEAD GAINED BY	1	2	3	4 - Tot
Science Hill.....	1	1	0	0 - 2
Walker Valley.....	2	1	0	0 - 3

2002 Class AAA State Boys' Basketball Tournament

March 13 - March 16, 2002 · Murphy Center - MTSU - Murfreesboro, TN

Game 1
Thu. Mar. 14 3:45 PM

Stratford (27-3)	64
Cordova (23-11)	52

Game 2
Thu. Mar. 14 5:30 PM

Science Hill (33-4)	65
Shelbyville (24-11)	44

Game 3
Thu. Mar. 14 7:15 PM

White Station (33-2)	63
Bradley Central (33-2)	55

Game 4
Thu. Mar. 14 9:00 PM

Bearden (31-5)	59
Maplewood (22-10)	58

Game 5
Fri. Mar. 15 7:00 PM

Stratford	57
Science Hill	60

Game 6
Fri. Mar. 15 8:45 PM

White Station	49
Bearden	38

Game 7
Sat. Mar. 16 7:00 PM

Science Hill	45
White Station	59

White Station
STATE CHAMPION

Official Basketball Box Score -- GAME TOTALS -- FINAL STATISTICS
Science Hill Hilltoppers vs Shelbyville Golden Eagles
03/14/02 5:30 PM at Murfreesboro, Tenn. - Murphy Center

VISITORS: Science Hill Hilltoppers 34-4

##	Player Name		TOT-FG FG-FGA	3-PT FG-FGA	FT-FTA	REBOUNDS OF	DE	TOT	PF	TP	A	TO	BLK	S	MIN
14	LOVE, Rob.....	*	9-16	3-8	0-0	0	0	0	2	21	1	1	0	3	19
24	TAYLOR, Rob.....	*	1-4	0-1	2-4	1	2	3	2	4	3	1	0	3	19
34	BOWLING, Bryson.....	*	1-3	0-0	0-0	0	1	1	2	2	3	0	0	2	16
44	HAISTON, Jakeith....	*	1-2	1-2	0-0	0	2	2	2	3	3	1	0	1	12
52	MCKINNEY, Anton.....	*	4-5	0-0	0-0	1	1	2	2	8	1	2	0	1	18
10	ODEM, Jermoe.....		1-5	1-5	0-0	0	0	0	2	3	1	1	0	0	11
12	LITTLE, Will.....		0-1	0-1	0-0	1	0	1	0	0	2	1	0	1	13
21	HAMILTON, D.D.....		0-0	0-0	2-2	0	1	1	0	2	0	0	0	0	1
22	OSBORN, Matt.....		0-0	0-0	0-0	0	0	0	0	0	0	0	0	0	1
23	FRYE, Brandon.....		0-0	0-0	0-0	0	0	0	0	0	1	0	1	0	1
30	BRADLEY, Nick.....		1-4	1-3	2-4	2	3	5	2	5	4	1	0	3	15
33	BOWLING, Julius.....		1-1	0-0	0-0	0	0	0	0	2	0	0	0	0	1
40	GRAHAM, Rahman.....		3-6	0-0	0-0	1	0	1	1	6	0	0	0	0	17
41	PHELPS, Chris.....		3-5	0-0	0-0	1	1	2	1	6	1	0	0	0	7
50	BARCELL, Anthony....		1-1	0-0	1-1	1	5	6	2	3	0	0	2	0	9
54	LORENEEN, Matt.....		0-0	0-0	0-0	0	0	0	0	0	0	0	0	1	0
	TEAM.....														
	Totals.....		26-53	6-20	7-11	8	16	24	18	65	20	8	3	15	160

TOTAL FG% 1st Half: 11-29 37.9% 2nd Half: 15-24 62.5% Game: 49.1% DEADB
3-Pt. FG% 1st Half: 3-13 23.1% 2nd Half: 3-7 42.9% Game: 30.0% REBS
F Throw % 1st Half: 2-3 66.7% 2nd Half: 5-8 62.5% Game: 63.6% 1

HOME TEAM: Shelbyville Golden Eagles 24-12

##	Player Name		TOT-FG FG-FGA	3-PT FG-FGA	FT-FTA	REBOUNDS OF	DE	TOT	PF	TP	A	TO	BLK	S	MIN
01	MARABLE, Aled.....	*	2-4	0-0	1-2	3	4	7	1	5	1	4	1	1	30
11	SHULMAN, Adam.....	*	2-5	0-2	2-4	2	0	2	1	6	3	3	0	0	23
12	PARHAM, Luke.....	*	0-3	0-1	2-2	0	3	3	2	2	0	5	0	0	29
21	SMITH, Robert.....	*	6-14	0-4	4-4	2	4	6	1	16	0	4	1	0	31
23	BAKER, Yance.....	*	3-7	1-2	2-2	0	6	6	3	9	0	5	1	1	27
00	WILLIAMS, Chase.....		0-0	0-0	0-0	0	0	0	1	0	0	0	0	0	2
10	CARKUFF, J.T.....		1-1	0-0	0-0	0	0	0	0	2	0	0	0	1	6
15	MCCROSKEY, Quinton..		1-2	0-0	0-0	1	0	1	0	2	0	0	0	0	1
22	JOHNSON, Tyrel.....		0-0	0-0	0-0	0	1	1	0	0	0	1	0	0	1
24	PHELPS, D.J.....		0-1	0-1	0-0	0	1	1	0	0	0	0	0	2	8
32	CLIFFORD, Stephen...		0-0	0-0	0-0	0	0	0	0	0	0	0	0	0	1
43	ESTER, Jared.....		1-2	0-0	0-0	1	0	1	0	2	0	0	0	0	1
	TEAM.....						3	3				1			
	Totals.....		16-39	1-10	11-14	9	22	31	9	44	4	23	3	5	160

TOTAL FG% 1st Half: 7-15 46.7% 2nd Half: 9-24 37.5% Game: 41.0% DEADB
3-Pt. FG% 1st Half: 0-2 0.0% 2nd Half: 1-8 12.5% Game: 10.0% REBS
F Throw % 1st Half: 6-8 75.0% 2nd Half: 5-6 83.3% Game: 78.6% 1

Officials:
Technical fouls: Science Hill Hilltoppers-None. Shelbyville Golden Eagles-None.
Attendance:

Score by Periods	1st	2nd	3rd	4th		Total
Science Hill Hilltoppers.....	12	15	15	23	-	65
Shelbyville Golden Eagles.....	8	12	6	18	-	44

Play-By-Play
Science Hill Hilltoppers vs Shelbyville Golden Eagles
03/14/02 5:30 PM at Murfreesboro, Tenn. - Murphy Center

1st PERIOD Play-by-Play (Page 1)

HOME TEAM: Shelbyville Golden E	TIME	SCORE	MAR	VISITORS: Science Hill Hilltop
MISSED JUMPER by SMITH, Robert	07:42			
	07:42			REBOUND (DEF) by TAYLOR, Rob
	07:19	0-2	V 2	GOOD! JUMPER by LOVE, Rob
TURNOVR by SMITH, Robert	07:00			
	06:59			STEAL by HAISTON, Jakeith
	06:58			TIMEOUT 30sec
	06:52			MISSED 3 PTR by LOVE, Rob
REBOUND (DEF) by SMITH, Robert	06:52			
	06:51			FOUL by BOWLING, Bryson
TURNOVR by (TEAM)	06:36			
	06:28			FOUL by MCKINNEY, Anton
	06:28			TURNOVR by MCKINNEY, Anton
TURNOVR by PARHAM, Luke	06:17			
	05:52			MISSED JUMPER by TAYLOR, Rob
REBOUND (DEF) by MARABLE, Aled	05:52			
MISSED JUMPER by PARHAM, Luke	05:44			
	05:44			BLOCK by FRYE, Brandon
	05:41			REBOUND (DEF) by TAYLOR, Rob
	05:31			MISSED JUMPER by LOVE, Rob
REBOUND (DEF) by BAKER, Yance	05:31			
	05:25			FOUL by HAISTON, Jakeith
GOOD! JUMPER by SHULMAN, Adam	05:19	2-2	T 1	
	05:19			FOUL by BARCELL, Anthony
GOOD! FT SHOT by SHULMAN, Adam	05:19	3-2	H 1	
	05:14			MISSED 3 PTR by LITTLE, Will
	05:14			REBOUND (OFF) by BRADLEY, Nick
	05:07			MISSED JUMPER by GRAHAM, Rahman
	05:07			REBOUND (OFF) by BRADLEY, Nick
	04:59			MISSED 3 PTR by BRADLEY, Nick
REBOUND (DEF) by MARABLE, Aled	04:59			
GOOD! JUMPER by SMITH, Robert	04:40	5-2	H 3	
ASSIST by SHULMAN, Adam	04:40			
	04:25	5-4	H 1	GOOD! JUMPER by GRAHAM, Rahman
	04:25			ASSIST by BRADLEY, Nick
MISSED JUMPER by BAKER, Yance	04:13			
	04:13			BLOCK by BARCELL, Anthony
	04:12			REBOUND (DEF) by BRADLEY, Nick
	04:06			MISSED 3 PTR by ODEM, Jermoe
	04:06			REBOUND (OFF) by LITTLE, Will
	04:03	5-6	V 1	GOOD! JUMPER by BARCELL, Anthony
	04:03			ASSIST by LITTLE, Will
FOUL by MARABLE, Aled	04:03			
	04:03	5-7	V 2	GOOD! FT SHOT by BARCELL, Anthony
MISSED JUMPER by SMITH, Robert	03:54			
	03:54			REBOUND (DEF) by BARCELL, Anthony
	03:48			TURNOVR by BRADLEY, Nick
STEAL by PHELPS, D.J.	03:48			
MISSED 3 PTR by SMITH, Robert	03:34			
	03:34			REBOUND (DEF) by BRADLEY, Nick
	03:23			TURNOVR by LITTLE, Will
STEAL by PHELPS, D.J.	03:22			
	03:07			FOUL by BRADLEY, Nick
GOOD! FT SHOT by PARHAM, Luke	03:07	6-7	V 1	
GOOD! FT SHOT by PARHAM, Luke	03:07	7-7	T 2	
	02:58	7-9	V 2	GOOD! JUMPER by LOVE, Rob
	02:58			ASSIST by BOWLING, Bryson

1st PERIOD Play-by-Play (Page 2)

HOME TEAM: Shelbyville Golden E	TIME	SCORE	MAR	VISITORS: Science Hill Hilltop
TURNOVR by SHULMAN, Adam	02:43			

FOUL by SMITH, Robert	02:42			
	02:28			MISSED 3 PTR by LOVE, Rob
REBOUND (DEF) by MARABLE, Aled	02:28			
TURNOVR by PARHAM, Luke	02:05			
	02:04			STEAL by TAYLOR, Rob
FOUL by PARHAM, Luke	02:02			
	02:02	7-10	V 3	GOOD! FT SHOT by TAYLOR, Rob
	02:02			MISSED FT SHOT by TAYLOR, Rob
REBOUND (DEF) by PARHAM, Luke	02:02			
	01:39			FOUL by LOVE, Rob
	01:30			FOUL by GRAHAM, Rahman
MISSED FT SHOT by SHULMAN, Adam	01:30			
REBOUND (OFF) by (DEADBALL)	01:30			
GOOD! FT SHOT by SHULMAN, Adam	01:30	8-10	V 2	
	01:14			MISSED JUMPER by LOVE, Rob
	01:14			REBOUND (OFF) by MCKINNEY, Anton
	01:09			TURNOVR by MCKINNEY, Anton
STEAL by BAKER, Yance	01:08			
TURNOVR by BAKER, Yance	00:47			
	00:47			STEAL by TAYLOR, Rob
	00:44	8-12	V 4	GOOD! JUMPER by LOVE, Rob
	00:44			ASSIST by TAYLOR, Rob
TURNOVR by SHULMAN, Adam	00:02			
	00:00			MISSED 3 PTR by ODEM, Jermoe
REBOUND (DEF) by BAKER, Yance	00:00			

Science Hill Hilltoppers 12, Shelbyville Golden Eagles 8

2nd PERIOD Play-by-Play (Page 1)

HOME TEAM: Shelbyville Golden E	TIME	SCORE	MAR	VISITORS: Science Hill Hilltop
	07:45			FOUL by BARCELL, Anthony
GOOD! FT SHOT by SMITH, Robert	07:45	9-12	V 3	
GOOD! FT SHOT by SMITH, Robert	07:45	10-12	V 2	
	07:37			TURNOVR by ODEM, Jermoe
TURNOVR by SHULMAN, Adam	07:28			
	07:27			STEAL by BRADLEY, Nick
	07:11	10-15	V 5	GOOD! 3 PTR by BRADLEY, Nick
	07:11			ASSIST by ODEM, Jermoe
TURNOVR by BAKER, Yance	06:36			
	06:35			STEAL by LITTLE, Will
	06:20	10-17	V 7	GOOD! JUMPER by PHELPS, Chris
	06:20			ASSIST by BRADLEY, Nick
TIMEOUT 30sec	06:18			
GOOD! JUMPER by SMITH, Robert	05:50	12-17	V 5	
	05:36			MISSED JUMPER by BRADLEY, Nick
	05:36			REBOUND (OFF) by PHELPS, Chris
	05:34	12-19	V 7	GOOD! JUMPER by PHELPS, Chris
MISSED JUMPER by SMITH, Robert	05:18			
REBOUND (OFF) by SHULMAN, Adam	05:18			
GOOD! JUMPER by BAKER, Yance	04:58	14-19	V 5	
	04:51			MISSED 3 PTR by BRADLEY, Nick
REBOUND (DEF) by BAKER, Yance	04:51			
MISSED 3 PTR by SMITH, Robert	04:31			
REBOUND (OFF) by SHULMAN, Adam	04:31			
MISSED JUMPER by PARHAM, Luke	04:26			
REBOUND (OFF) by SMITH, Robert	04:26			
GOOD! JUMPER by SMITH, Robert	04:24	16-19	V 3	
	04:09			MISSED JUMPER by PHELPS, Chris
BLOCK by MARABLE, Aled	04:09			
REBOUND (DEF) by SMITH, Robert	04:07			
	03:41			FOUL by ODEM, Jermoe
MISSED FT SHOT by SHULMAN, Adam	03:41			
	03:41			REBOUND (DEF) by HAISTON, Jakeith
	03:29			MISSED JUMPER by MCKINNEY, Anton
REBOUND (DEF) by MARABLE, Aled	03:29			
TURNOVR by PARHAM, Luke	03:09			

	03:08			STEAL by MCKINNEY, Anton
	03:04			FOUL by LOVE, Rob
	03:04			TURNOVR by LOVE, Rob
TURNOVR by PARHAM, Luke	03:00			
	02:58			STEAL by LOVE, Rob
	02:57	16-21	V 5	GOOD! JUMPER by LOVE, Rob
TURNOVR by MARABLE, Aled	02:54			
	02:52			STEAL by BOWLING, Bryson
	02:47	16-24	V 8	GOOD! 3 PTR by LOVE, Rob
	02:47			ASSIST by BOWLING, Bryson
GOOD! JUMPER by SMITH, Robert	02:33	18-24	V 6	
	02:26	18-27	V 9	GOOD! 3 PTR by LOVE, Rob
	02:26			ASSIST by HAISTON, Jakeith
GOOD! JUMPER by BAKER, Yance	02:10	20-27	V 7	
	01:59			MISSED 3 PTR by HAISTON, Jakeith
REBOUND (DEF) by (TEAM)	01:59			
TIMEOUT TEAM	01:50			
TURNOVR by MARABLE, Aled	01:24			
	01:23			STEAL by LORENEEN, Matt
	01:20			MISSED JUMPER by BOWLING, Bryson

2nd PERIOD Play-by-Play (Page 2)

HOME TEAM: Shelbyville Golden E	TIME	SCORE	MAR	VISITORS: Science Hill Hilltop
BLOCK by BAKER, Yance	01:20			
REBOUND (DEF) by BAKER, Yance	01:19			
FOUL by BAKER, Yance	01:07			
TURNOVR by BAKER, Yance	01:07			
	00:51			MISSED 3 PTR by TAYLOR, Rob
	00:51			REBOUND (OFF) by GRAHAM, Rahman
	00:00			MISSED 3 PTR by LOVE, Rob
REBOUND (DEF) by PHELPS, D.J.	00:00			

Science Hill Hilltoppers 27, Shelbyville Golden Eagles 20

3rd PERIOD Play-by-Play (Page 1)

HOME TEAM: Shelbyville Golden E	TIME	SCORE	MAR	VISITORS: Science Hill Hilltop
MISSED 3 PTR by PARHAM, Luke	07:41			
	07:41			REBOUND (DEF) by BOWLING, Bryson
	07:32	20-29	V 9	GOOD! JUMPER by LOVE, Rob
	07:10			FOUL by MCKINNEY, Anton
TURNOVR by SMITH, Robert	07:05			
	07:04			STEAL by LOVE, Rob
	06:43	20-31	V 11	GOOD! JUMPER by BOWLING, Bryson
	06:43			ASSIST by TAYLOR, Rob
MISSED JUMPER by BAKER, Yance	06:15			
	06:15			REBOUND (DEF) by MCKINNEY, Anton
	06:06			TURNOVR by TAYLOR, Rob
STEAL by MARABLE, Aled	06:04			
	05:52			FOUL by TAYLOR, Rob
MISSED 3 PTR by SHULMAN, Adam	05:41			
REBOUND (OFF) by MARABLE, Aled	05:41			
MISSED JUMPER by MARABLE, Aled	05:39			
	05:39			BLOCK by BARCELL, Anthony
	05:37			REBOUND (DEF) by BARCELL, Anthony
	04:54			MISSED JUMPER by GRAHAM, Rahman
REBOUND (DEF) by PARHAM, Luke	04:54			
TURNOVR by BAKER, Yance	04:36			
	04:35			STEAL by BRADLEY, Nick
	04:29	20-33	V 13	GOOD! JUMPER by GRAHAM, Rahman
	04:29			ASSIST by BRADLEY, Nick
TURNOVR by MARABLE, Aled	04:02			
TIMEOUT TEAM	04:02			
	03:26			MISSED 3 PTR by ODEM, Jermoe
	03:26			REBOUND (OFF) by BARCELL, Anthony
	03:15	20-35	V 15	GOOD! JUMPER by GRAHAM, Rahman
GOOD! JUMPER by SHULMAN, Adam	02:47	22-35	V 13	

	02:27	22-38	V 16	GOOD! 3 PTR by ODEM, Jermoe
	02:27			ASSIST by LITTLE, Will
MISSED JUMPER by SHULMAN, Adam	01:59			
	01:59			REBOUND (DEF) by BARCELL, Anthony
FOUL by SHULMAN, Adam	01:57			
	01:29	22-40	V 18	GOOD! JUMPER by TAYLOR, Rob
TIMEOUT 30sec	01:18			
TURNOVR by BAKER, Yance	01:18			
	01:16			STEAL by BOWLING, Bryson
	01:12			MISSED JUMPER by BOWLING, Bryson
REBOUND (DEF) by BAKER, Yance	01:12			
	01:12			FOUL by HAISTON, Jakeith
MISSED JUMPER by SMITH, Robert	00:58			
	00:58			REBOUND (DEF) by HAISTON, Jakeith
	00:55			TURNOVR by HAISTON, Jakeith
STEAL by CARKUFF, J.T.	00:54			
GOOD! JUMPER by CARKUFF, J.T.	00:52	24-40	V 16	
	00:47	24-42	V 18	GOOD! JUMPER by LOVE, Rob
	00:47			ASSIST by TAYLOR, Rob
GOOD! JUMPER by SMITH, Robert	00:12	26-42	V 16	
ASSIST by MARABLE, Aled	00:12			
	00:00			MISSED 3 PTR by LOVE, Rob
REBOUND (DEF) by SMITH, Robert	00:00			

Science Hill Hilltoppers 42, Shelbyville Golden Eagles 26

4th PERIOD Play-by-Play (Page 1)

HOME TEAM: Shelbyville Golden E	TIME	SCORE	MAR	VISITORS: Science Hill Hilltop
MISSED 3 PTR by SMITH, Robert	07:43			
	07:43			REBOUND (DEF) by HAMILTON, D.D.
	07:20			MISSED 3 PTR by LOVE, Rob
	07:20			REBOUND (OFF) by TAYLOR, Rob
	07:13			MISSED JUMPER by TAYLOR, Rob
BLOCK by SMITH, Robert	07:13			
REBOUND (DEF) by SMITH, Robert	07:10			
GOOD! 3 PTR by BAKER, Yance	07:07	29-42	V 13	
ASSIST by SHULMAN, Adam	07:07			
	07:02			MISSED 3 PTR by ODEM, Jermoe
REBOUND (DEF) by BAKER, Yance	07:02			
MISSED JUMPER by BAKER, Yance	06:38			
	06:38			REBOUND (DEF) by BARCELL, Anthony
	06:13			MISSED JUMPER by GRAHAM, Rahman
REBOUND (DEF) by (TEAM)	06:13			
TURNOVR by SMITH, Robert	06:09			
	06:09			STEAL by BRADLEY, Nick
FOUL by BAKER, Yance	06:09			
	06:09			MISSED FT SHOT by BRADLEY, Nick
	06:09			REBOUND (OFF) by (DEADBALL)
	06:09	29-43	V 14	GOOD! FT SHOT by BRADLEY, Nick
MISSED 3 PTR by BAKER, Yance	06:06			
REBOUND (OFF) by MARABLE, Aled	06:06			
GOOD! JUMPER by MARABLE, Aled	06:05	31-43	V 12	
	06:05			FOUL by ODEM, Jermoe
GOOD! FT SHOT by MARABLE, Aled	06:05	32-43	V 11	
	06:05	32-45	V 13	GOOD! JUMPER by MCKINNEY, Anton
	06:05			ASSIST by LOVE, Rob
TURNOVR by SMITH, Robert	05:28			
	05:26			STEAL by TAYLOR, Rob
FOUL by BAKER, Yance	05:23			
	05:23	32-46	V 14	GOOD! FT SHOT by BRADLEY, Nick
	05:23			MISSED FT SHOT by BRADLEY, Nick
REBOUND (DEF) by (TEAM)	05:23			
MISSED 3 PTR by PHELPS, D.J.	05:08			
REBOUND (OFF) by SMITH, Robert	05:08			
	05:05			FOUL by BRADLEY, Nick
GOOD! FT SHOT by SMITH, Robert	05:05	33-46	V 13	

GOOD! FT SHOT by SMITH, Robert	05:05	34-46	V 12	
	04:51	34-48	V 14	GOOD! JUMPER by MCKINNEY, Anton
	04:51			ASSIST by HAISTON, Jakeith
TURNOVR by PARHAM, Luke	04:42			
	04:42			STEAL by LOVE, Rob
	04:42			TIMEOUT 30sec
	04:39	34-51	V 17	GOOD! 3 PTR by LOVE, Rob
	04:39			ASSIST by BOWLING, Bryson
GOOD! JUMPER by SMITH, Robert	04:30	36-51	V 15	
	04:17	36-54	V 18	GOOD! 3 PTR by HAISTON, Jakeith
	04:17			ASSIST by MCKINNEY, Anton
TURNOVR by MARABLE, Aled	04:06			
	03:52	36-56	V 20	GOOD! JUMPER by MCKINNEY, Anton
	03:52			ASSIST by HAISTON, Jakeith
	03:33			FOUL by BOWLING, Bryson
MISSED JUMPER by MARABLE, Aled	03:24			
	03:24			REBOUND (DEF) by BRADLEY, Nick
	03:18	36-58	V 22	GOOD! JUMPER by PHELPS, Chris

4th PERIOD Play-by-Play (Page 2)

HOME TEAM: Shelbyville Golden E	TIME	SCORE	MAR	VISITORS: Science Hill Hilltop
	03:18			ASSIST by BRADLEY, Nick
GOOD! JUMPER by MARABLE, Aled	03:03	38-58	V 20	
ASSIST by SHULMAN, Adam	03:03			
	03:03			FOUL by PHELPS, Chris
MISSED FT SHOT by MARABLE, Aled	03:03			
	03:03			REBOUND (DEF) by PHELPS, Chris
	02:55	38-60	V 22	GOOD! JUMPER by MCKINNEY, Anton
	02:55			ASSIST by PHELPS, Chris
MISSED 3 PTR by SMITH, Robert	02:39			
REBOUND (OFF) by MARABLE, Aled	02:39			
	02:22			FOUL by TAYLOR, Rob
GOOD! FT SHOT by BAKER, Yance	02:22	39-60	V 21	
GOOD! FT SHOT by BAKER, Yance	02:22	40-60	V 20	
FOUL by PARHAM, Luke	02:05			
	02:05	40-61	V 21	GOOD! FT SHOT by TAYLOR, Rob
	02:05			MISSED FT SHOT by TAYLOR, Rob
REBOUND (DEF) by PARHAM, Luke	02:05			
MISSED 3 PTR by SHULMAN, Adam	02:04			
	02:04			REBOUND (DEF) by BARCELL, Anthony
	01:24			TIMEOUT TEAM
	01:08			MISSED JUMPER by PHELPS, Chris
REBOUND (DEF) by JOHNSON, Tyrel	01:08			
TURNOVR by JOHNSON, Tyrel	00:54			
	00:37	40-63	V 23	GOOD! JUMPER by BOWLING, Julius
	00:37			ASSIST by FRYE, Brandon
MISSED JUMPER by MCCROSKEY, Quinton	00:27			
REBOUND (OFF) by ESTER, Jared	00:27			
GOOD! JUMPER by ESTER, Jared	00:25	42-63	V 21	
FOUL by WILLIAMS, Chase	00:13			
	00:13	42-64	V 22	GOOD! FT SHOT by HAMILTON, D.D.
	00:13	42-65	V 23	GOOD! FT SHOT by HAMILTON, D.D.
MISSED JUMPER by ESTER, Jared	00:05			
REBOUND (OFF) by MCCROSKEY, Quinton	00:05			
GOOD! JUMPER by MCCROSKEY, Quinton	00:02	44-65	V 21	

Science Hill Hilltoppers 65, Shelbyville Golden Eagles 44

Official Basketball Box Score -- GAME TOTALS -- FINAL STATISTICS
Science Hill Hilltoppers vs Stratford Spartans
03/15/02 7:00 p.m. at Murfreesboro, Tennessee - Murphy Center

---

VISITORS: Science Hill Hilltoppers 35-4

##	Player Name		TOT-FG FG-FGA	3-PT FG-FGA	FT-FTA	REBOUNDS OF	DE	TOT	PF	TP	A	TO	BLK	S	MIN
14	LOVE, Rob.....	*	5-14	3-11	3-4	0	2	2	1	16	3	0	0	3	22
24	TAYLOR, Rob.....	*	0-1	0-1	0-1	0	0	0	1	0	4	2	0	0	12
34	BOWLING, Bryson.....	*	3-3	2-2	0-0	0	0	0	4	8	3	1	0	0	17
44	HAISTON, Jakeith....	*	5-7	0-0	1-1	1	2	3	5	11	1	2	0	0	12
52	MCKINNEY, Anton.....	*	2-4	0-0	0-2	4	2	6	2	4	0	1	0	0	15
10	ODEM, Jermoe.....		1-7	1-5	1-2	2	0	2	2	4	3	0	0	0	22
12	LITTLE, Will.....		0-2	0-2	0-0	1	0	1	1	0	1	0	0	1	9
30	BRADLEY, Nick.....		2-6	0-2	1-2	1	1	2	2	5	2	1	0	2	17
40	GRAHAM, Rahman.....		0-2	0-0	0-0	0	0	0	1	0	0	1	0	0	8
41	PHELPS, Chris.....		3-6	0-0	2-4	1	2	3	2	8	0	0	0	1	12
50	BARCELL, Anthony....		2-2	0-0	0-0	3	3	6	0	4	0	0	0	0	14
	TEAM.....					3	3	6							
	Totals.....		23-54	6-23	8-16	16	15	31	21	60	17	8	0	7	160

TOTAL FG% 1st Half: 13-30 43.3% 2nd Half: 10-24 41.7% Game: 42.6% DEADB
3-Pt. FG% 1st Half: 3-12 25.0% 2nd Half: 3-11 27.3% Game: 26.1% REBS
F Throw % 1st Half: 2-4 50.0% 2nd Half: 6-12 50.0% Game: 50.0% 5

HOME TEAM: Stratford Spartans 28-4

##	Player Name		TOT-FG FG-FGA	3-PT FG-FGA	FT-FTA	REBOUNDS OF	DE	TOT	PF	TP	A	TO	BLK	S	MIN
12	STEPHENS, Jeremy....	*	5-6	2-3	5-6	0	1	1	4	17	1	2	0	3	27
14	POLK, Demarco.....	*	10-18	1-3	2-7	3	2	5	3	23	1	4	0	3	32
30	CAMPBELL, Miles.....	*	0-2	0-0	1-2	0	3	3	5	1	2	3	0	1	21
34	MILLER, David.....	*	1-5	0-0	0-0	1	3	4	0	2	1	4	0	0	25
40	HARRIS, Henry.....	*	1-3	0-1	3-4	1	3	4	3	5	4	2	1	0	32
22	HOWARD, Riley.....		0-0	0-0	0-0	0	0	0	0	0	0	1	0	0	3
50	MCKEVER, Shawn.....		4-6	0-0	1-3	4	4	8	3	9	0	1	1	0	20
	TEAM.....					2	2	4							
	Totals.....		21-40	3-7	12-22	11	18	29	18	57	9	17	2	7	160

TOTAL FG% 1st Half: 14-22 63.6% 2nd Half: 7-18 38.9% Game: 52.5% DEADB
3-Pt. FG% 1st Half: 3-4 75.0% 2nd Half: 0-3 0.0% Game: 42.9% REBS
F Throw % 1st Half: 8-14 57.1% 2nd Half: 4-8 50.0% Game: 54.5% 3

Officials:
Technical fouls: Science Hill Hilltoppers-None. Stratford Spartans-None.
Attendance:

Score by Periods	1st	2nd	3rd	4th		Total
Science Hill Hilltoppers.....	13	18	16	13	-	60
Stratford Spartans.....	18	21	8	10	-	57

Play-By-Play
Science Hill Hilltoppers vs Stratford Spartans
03/15/02 7:00 p.m. at Murfreesboro, Tennessee - Murphy Center

1st PERIOD Play-by-Play (Page 1)

HOME TEAM: Stratford Spartans	TIME	SCORE	MAR	VISITORS: Science Hill Hilltop
	07:38			MISSED 3 PTR by LOVE, Rob
	07:38			REBOUND (OFF) by MCKINNEY, Anton
	07:29			MISSED JUMPER by HAISTON, Jakeith
REBOUND (DEF) by CAMPBELL, Miles	07:29			
MISSED JUMPER by HARRIS, Henry	07:20			
REBOUND (OFF) by HARRIS, Henry	07:20			
MISSED JUMPER by CAMPBELL, Miles	07:15			
	07:15			REBOUND (DEF) by MCKINNEY, Anton
	07:00	0-2	V 2	GOOD! JUMPER by MCKINNEY, Anton
	07:00			ASSIST by TAYLOR, Rob
MISSED JUMPER by MILLER, David	06:49			
REBOUND (OFF) by (TEAM)	06:49			
FOUL by STEPHENS, Jeremy	06:21			
TURNOVR by STEPHENS, Jeremy	06:21			
	05:53	0-5	V 5	GOOD! 3 PTR by LOVE, Rob
	05:46			ASSIST by BOWLING, Bryson
FOUL by CAMPBELL, Miles	05:45			
TURNOVR by CAMPBELL, Miles	05:45			
	05:30	0-7	V 7	GOOD! JUMPER by HAISTON, Jakeith
	05:30			ASSIST by BOWLING, Bryson
GOOD! JUMPER by POLK, Demarco	05:25	2-7	V 5	
ASSIST by CAMPBELL, Miles	05:25			
	05:25			FOUL by HAISTON, Jakeith
GOOD! FT SHOT by POLK, Demarco	05:25	3-7	V 4	
	04:54			TURNOVR by TAYLOR, Rob
STEAL by CAMPBELL, Miles	04:54			
	04:54			FOUL by BOWLING, Bryson
MISSED JUMPER by POLK, Demarco	04:50			
REBOUND (OFF) by MILLER, David	04:50			
TURNOVR by MILLER, David	04:45			
	04:38			TURNOVR by GRAHAM, Rahman
GOOD! JUMPER by POLK, Demarco	04:27	5-7	V 2	
	04:08			MISSED 3 PTR by BRADLEY, Nick
	04:08			REBOUND (OFF) by LITTLE, Will
	03:46			MISSED JUMPER by GRAHAM, Rahman
REBOUND (DEF) by CAMPBELL, Miles	03:46			
GOOD! JUMPER by POLK, Demarco	03:22	7-7	T 1	
	02:59			MISSED JUMPER by BRADLEY, Nick
BLOCK by HARRIS, Henry	02:59			
	02:59			REBOUND (OFF) by (TEAM)
	02:40			FOUL by GRAHAM, Rahman
	02:32			FOUL by MCKINNEY, Anton
GOOD! 3 PTR by POLK, Demarco	02:13	10-7	H 3	
ASSIST by MILLER, David	02:13			
	02:06	10-9	H 1	GOOD! JUMPER by HAISTON, Jakeith
	02:06			ASSIST by LOVE, Rob
GOOD! 3 PTR by STEPHENS, Jeremy	01:55	13-9	H 4	
ASSIST by CAMPBELL, Miles	01:55			
	01:31			TURNOVR by HAISTON, Jakeith
STEAL by POLK, Demarco	01:30			
GOOD! JUMPER by POLK, Demarco	01:28	15-9	H 6	
	01:25			TIMEOUT 30sec
	01:14	15-11	H 4	GOOD! JUMPER by HAISTON, Jakeith
	01:14			ASSIST by TAYLOR, Rob
FOUL by POLK, Demarco	01:07			
TURNOVR by POLK, Demarco	01:07			

1st PERIOD Play-by-Play (Page 2)

HOME TEAM: Stratford Spartans	TIME	SCORE	MAR	VISITORS: Science Hill Hilltop
	00:56			MISSED 3 PTR by LOVE, Rob

	00:56			REBOUND (OFF) by HAISTON, Jakeith
	00:48	15-13	H 2	GOOD! JUMPER by HAISTON, Jakeith
	00:42			FOUL by HAISTON, Jakeith
MISSED FT SHOT by CAMPBELL, Miles	00:42			
REBOUND (OFF) by (DEADBALL)	00:42			
GOOD! FT SHOT by CAMPBELL, Miles	00:42	16-13	H 3	
	00:16			TURNOVR by BOWLING, Bryson
STEAL by STEPHENS, Jeremy	00:13			
	00:06			FOUL by TAYLOR, Rob
GOOD! JUMPER by STEPHENS, Jeremy	00:00	18-13	H 5	

Stratford Spartans 18, Science Hill Hilltoppers 13

2nd PERIOD Play-by-Play (Page 1)

HOME TEAM: Stratford Spartans	TIME	SCORE	MAR	VISITORS: Science Hill Hilltop
GOOD! 3 PTR by STEPHENS, Jeremy	07:54	21-13	H 8	
	07:28	21-15	H 6	GOOD! JUMPER by BARCELL, Anthony
	07:28			ASSIST by BRADLEY, Nick
TURNOVR by CAMPBELL, Miles	07:09			
	07:09			STEAL by BRADLEY, Nick
FOUL by CAMPBELL, Miles	07:09			
	06:53			MISSED JUMPER by GRAHAM, Rahman
	06:53			REBOUND (OFF) by BARCELL, Anthony
	06:45	21-18	H 3	GOOD! 3 PTR by BOWLING, Bryson
	06:45			ASSIST by ODEM, Jermoe
MISSED 3 PTR by POLK, Demarco	06:31			
REBOUND (OFF) by MCKEVER, Shawn	06:31			
GOOD! JUMPER by MCKEVER, Shawn	06:29	23-18	H 5	
	06:14			MISSED JUMPER by ODEM, Jermoe
	06:14			REBOUND (OFF) by BARCELL, Anthony
	06:09			MISSED 3 PTR by LITTLE, Will
REBOUND (DEF) by MCKEVER, Shawn	06:09			
	06:08			FOUL by BOWLING, Bryson
GOOD! FT SHOT by MCKEVER, Shawn	06:08	24-18	H 6	
MISSED FT SHOT by MCKEVER, Shawn	06:08			
REBOUND (OFF) by POLK, Demarco	06:08			
MISSED JUMPER by MILLER, David	05:39			
REBOUND (OFF) by MCKEVER, Shawn	05:39			
MISSED JUMPER by MCKEVER, Shawn	05:37			
	05:37			REBOUND (DEF) by LOVE, Rob
FOUL by MCKEVER, Shawn	05:21			
	05:17			TURNOVR by MCKINNEY, Anton
STEAL by STEPHENS, Jeremy	05:16			
GOOD! JUMPER by STEPHENS, Jeremy	05:14	26-18	H 8	
	05:04	26-20	H 6	GOOD! JUMPER by BOWLING, Bryson
	05:04			ASSIST by HAISTON, Jakeith
TIMEOUT 30sec	04:57			
GOOD! JUMPER by MCKEVER, Shawn	04:49	28-20	H 8	
ASSIST by HARRIS, Henry	04:49			
	04:49			FOUL by HAISTON, Jakeith
MISSED FT SHOT by MCKEVER, Shawn	04:49			
	04:49			REBOUND (DEF) by HAISTON, Jakeith
	04:29			TURNOVR by TAYLOR, Rob
STEAL by STEPHENS, Jeremy	04:28			
GOOD! JUMPER by POLK, Demarco	04:21	30-20	H 10	
	04:07	30-22	H 8	GOOD! JUMPER by MCKINNEY, Anton
MISSED JUMPER by POLK, Demarco	03:58			
	03:58			REBOUND (DEF) by (TEAM)
	03:55			MISSED 3 PTR by LOVE, Rob
REBOUND (DEF) by MILLER, David	03:55			
	03:21			FOUL by BOWLING, Bryson
GOOD! FT SHOT by STEPHENS, Jeremy	03:21	31-22	H 9	
GOOD! FT SHOT by STEPHENS, Jeremy	03:21	32-22	H 10	
	03:05	32-25	H 7	GOOD! 3 PTR by ODEM, Jermoe
	03:05			ASSIST by LOVE, Rob
TURNOVR by POLK, Demarco	02:52			

	02:51			STEAL by LOVE, Rob
	02:47			MISSED JUMPER by LOVE, Rob
REBOUND (DEF) by STEPHENS, Jeremy	02:47			
	02:47			FOUL by BRADLEY, Nick
GOOD! FT SHOT by STEPHENS, Jeremy	02:47	33-25	H 8	

2nd PERIOD Play-by-Play (Page 2)

HOME TEAM: Stratford Spartans	TIME	SCORE	MAR	VISITORS: Science Hill Hilltop
GOOD! FT SHOT by STEPHENS, Jeremy	02:47	34-25	H 9	
	02:31			MISSED 3 PTR by LOVE, Rob
	02:31			REBOUND (OFF) by MCKINNEY, Anton
	02:28			MISSED JUMPER by MCKINNEY, Anton
BLOCK by MCKEVER, Shawn	02:28			
	02:27			REBOUND (OFF) by (TEAM)
	02:18			MISSED 3 PTR by ODEM, Jermoe
REBOUND (DEF) by HARRIS, Henry	02:18			
GOOD! JUMPER by MCKEVER, Shawn	02:08	36-25	H 11	
ASSIST by STEPHENS, Jeremy	02:08			
	01:59			MISSED 3 PTR by LOVE, Rob
REBOUND (DEF) by HARRIS, Henry	01:59			
GOOD! JUMPER by MILLER, David	01:39	38-25	H 13	
	01:23	38-27	H 11	GOOD! JUMPER by PHELPS, Chris
	01:23			ASSIST by ODEM, Jermoe
	01:12			FOUL by BRADLEY, Nick
GOOD! FT SHOT by STEPHENS, Jeremy	01:12	39-27	H 12	
MISSED FT SHOT by STEPHENS, Jeremy	01:12			
	01:12			REBOUND (DEF) by BARCELL, Anthony
FOUL by MCKEVER, Shawn	01:01			
	01:01			MISSED FT SHOT by PHELPS, Chris
	01:01			REBOUND (OFF) by (DEADBALL)
	01:01	39-28	H 11	GOOD! FT SHOT by PHELPS, Chris
	00:55			FOUL by LITTLE, Will
MISSED FT SHOT by POLK, Demarco	00:55			
REBOUND (OFF) by (DEADBALL)	00:55			
MISSED FT SHOT by POLK, Demarco	00:55			
	00:55			REBOUND (DEF) by BARCELL, Anthony
	00:44	39-30	H 9	GOOD! JUMPER by PHELPS, Chris
	00:44			ASSIST by LITTLE, Will
TURNOVR by MILLER, David	00:38			
	00:37			STEAL by LITTLE, Will
	00:36			MISSED 3 PTR by ODEM, Jermoe
	00:36			REBOUND (OFF) by ODEM, Jermoe
FOUL by STEPHENS, Jeremy	00:35			
	00:35	39-31	H 8	GOOD! FT SHOT by ODEM, Jermoe
	00:35			MISSED FT SHOT by ODEM, Jermoe
	00:35			REBOUND (OFF) by ODEM, Jermoe
	00:02			MISSED JUMPER by PHELPS, Chris
REBOUND (DEF) by POLK, Demarco	00:02			

Stratford Spartans 39, Science Hill Hilltoppers 31

3rd PERIOD Play-by-Play (Page 1)

HOME TEAM: Stratford Spartans	TIME	SCORE	MAR	VISITORS: Science Hill Hilltop
	07:45	39-33	H 6	GOOD! JUMPER by LOVE, Rob
FOUL by STEPHENS, Jeremy	07:36			
TURNOVR by STEPHENS, Jeremy	07:36			
	07:28			MISSED 3 PTR by LOVE, Rob
REBOUND (DEF) by MILLER, David	07:28			
MISSED JUMPER by CAMPBELL, Miles	06:50			
	06:50			REBOUND (DEF) by HAISTON, Jakeith
	06:37			MISSED 3 PTR by TAYLOR, Rob
REBOUND (DEF) by MILLER, David	06:37			
FOUL by HARRIS, Henry	06:29			
TURNOVR by HARRIS, Henry	06:29			
	06:23			MISSED 3 PTR by ODEM, Jermoe
	06:23			REBOUND (OFF) by MCKINNEY, Anton

	06:20			MISSED JUMPER by MCKINNEY, Anton
	06:20			REBOUND (OFF) by (TEAM)
	06:15			TURNOVR by HAISTON, Jakeith
STEAL by POLK, Demarco	06:14			
GOOD! JUMPER by STEPHENS, Jeremy	06:11	41-33	H 8	
ASSIST by POLK, Demarco	06:11			
	05:56			MISSED JUMPER by HAISTON, Jakeith
	05:56			REBOUND (OFF) by MCKINNEY, Anton
FOUL by CAMPBELL, Miles	05:46			
	05:46			MISSED FT SHOT by MCKINNEY, Anton
	05:46			REBOUND (OFF) by (DEADBALL)
	05:46			MISSED FT SHOT by MCKINNEY, Anton
REBOUND (DEF) by MCKEVER, Shawn	05:46			
MISSED JUMPER by MILLER, David	05:24			
REBOUND (OFF) by MCKEVER, Shawn	05:24			
MISSED JUMPER by MCKEVER, Shawn	05:21			
REBOUND (OFF) by MCKEVER, Shawn	05:21			
TURNOVR by MILLER, David	05:09			
FOUL by STEPHENS, Jeremy	04:53			
	04:47			MISSED 3 PTR by LOVE, Rob
	04:47			REBOUND (OFF) by BRADLEY, Nick
FOUL by MCKEVER, Shawn	04:45			
	04:45			MISSED FT SHOT by BRADLEY, Nick
	04:45			REBOUND (OFF) by (DEADBALL)
	04:45	41-34	H 7	GOOD! FT SHOT by BRADLEY, Nick
	04:38			FOUL by HAISTON, Jakeith
	04:19			FOUL by ODEM, Jermoe
GOOD! JUMPER by POLK, Demarco	04:06	43-34	H 9	
ASSIST by HARRIS, Henry	03:58			
	03:51			TURNOVR by BRADLEY, Nick
STEAL by POLK, Demarco	03:49			
GOOD! JUMPER by POLK, Demarco	03:48	45-34	H 11	
ASSIST by HARRIS, Henry	03:48			
	03:38			MISSED JUMPER by ODEM, Jermoe
	03:38			REBOUND (OFF) by BARCELL, Anthony
	03:36	45-36	H 9	GOOD! JUMPER by BARCELL, Anthony
TURNOVR by HOWARD, Riley	03:27			
	03:26			STEAL by BRADLEY, Nick
	03:25	45-38	H 7	GOOD! JUMPER by BRADLEY, Nick
TURNOVR by MILLER, David	03:05			
	02:49	45-40	H 5	GOOD! JUMPER by PHELPS, Chris
	02:49			ASSIST by TAYLOR, Rob
	02:38			FOUL by LOVE, Rob

3rd PERIOD Play-by-Play (Page 2)

HOME TEAM: Stratford Spartans	TIME	SCORE	MAR	VISITORS: Science Hill Hilltop
	02:29			FOUL by PHELPS, Chris
GOOD! FT SHOT by HARRIS, Henry	02:29	46-40	H 6	
GOOD! FT SHOT by HARRIS, Henry	02:29	47-40	H 7	
	02:08	47-43	H 4	GOOD! 3 PTR by BOWLING, Bryson
	02:08			ASSIST by TAYLOR, Rob
TURNOVR by HARRIS, Henry	01:59			
	01:58			STEAL by LOVE, Rob
	01:56			TIMEOUT 30sec
	01:47	47-45	H 2	GOOD! JUMPER by BRADLEY, Nick
	01:47			ASSIST by ODEM, Jermoe
	01:42			FOUL by ODEM, Jermoe
MISSED 3 PTR by POLK, Demarco	01:14			
	01:14			REBOUND (DEF) by BRADLEY, Nick
	01:05	47-47	T 2	GOOD! JUMPER by LOVE, Rob
	00:53			FOUL by PHELPS, Chris
MISSED JUMPER by MILLER, David	00:00			
	00:00			REBOUND (DEF) by (TEAM)

Stratford Spartans 47, Science Hill Hilltoppers 47

4th PERIOD Play-by-Play (Page 1)

HOME TEAM: Stratford Spartans	TIME	SCORE	MAR	VISITORS: Science Hill Hilltop
MISSED JUMPER by POLK, Demarco	07:36			
	07:36			REBOUND (DEF) by BARCELL, Anthony
	07:17			MISSED 3 PTR by LOVE, Rob
REBOUND (DEF) by HARRIS, Henry	07:17			
GOOD! JUMPER by HARRIS, Henry	07:09	49-47	H 2	
	06:50			MISSED JUMPER by PHELPS, Chris
	06:50			REBOUND (OFF) by PHELPS, Chris
FOUL by HARRIS, Henry	06:48			
	06:48			MISSED FT SHOT by PHELPS, Chris
	06:48			REBOUND (OFF) by (DEADBALL)
	06:48	49-48	H 1	GOOD! FT SHOT by PHELPS, Chris
MISSED JUMPER by POLK, Demarco	06:22			
REBOUND (OFF) by POLK, Demarco	06:22			
TURNOVR by POLK, Demarco	06:20			
	06:19			STEAL by PHELPS, Chris
	05:59			MISSED JUMPER by PHELPS, Chris
REBOUND (DEF) by MCKEVER, Shawn	05:59			
MISSED 3 PTR by STEPHENS, Jeremy	05:34			
REBOUND (OFF) by POLK, Demarco	05:34			
GOOD! JUMPER by POLK, Demarco	05:32	51-48	H 3	
	05:23			MISSED 3 PTR by BRADLEY, Nick
REBOUND (DEF) by CAMPBELL, Miles	05:23			
TURNOVR by CAMPBELL, Miles	05:18			
	04:29			MISSED 3 PTR by LITTLE, Will
REBOUND (DEF) by (TEAM)	04:29			
	03:46			FOUL by BOWLING, Bryson
GOOD! FT SHOT by HARRIS, Henry	03:46	52-48	H 4	
MISSED FT SHOT by HARRIS, Henry	03:46			
	03:46			REBOUND (DEF) by MCKINNEY, Anton
	03:26	52-51	H 1	GOOD! 3 PTR by LOVE, Rob
	03:26			ASSIST by BRADLEY, Nick
TIMEOUT TEAM	03:26			
MISSED JUMPER by POLK, Demarco	03:14			
REBOUND (OFF) by (TEAM)	03:14			
	03:03			FOUL by MCKINNEY, Anton
MISSED FT SHOT by POLK, Demarco	03:03			
REBOUND (OFF) by (DEADBALL)	03:03			
MISSED FT SHOT by POLK, Demarco	03:03			
	03:03			REBOUND (DEF) by LOVE, Rob
	02:43			MISSED JUMPER by BRADLEY, Nick
REBOUND (DEF) by MCKEVER, Shawn	02:43			
TURNOVR by MCKEVER, Shawn	02:40			
	02:40			STEAL by LOVE, Rob
	02:40			TIMEOUT TEAM
	02:17	52-53	V 1	GOOD! JUMPER by HAISTON, Jakeith
	02:17			ASSIST by LOVE, Rob
FOUL by CAMPBELL, Miles	02:17			
	02:17	52-54	V 2	GOOD! FT SHOT by HAISTON, Jakeith
	02:17			TIMEOUT TEAM
GOOD! JUMPER by POLK, Demarco	01:57	54-54	T 3	
	01:35			MISSED 3 PTR by ODEM, Jermoe
REBOUND (DEF) by POLK, Demarco	01:35			
	01:32			FOUL by HAISTON, Jakeith
GOOD! FT SHOT by POLK, Demarco	01:32	55-54	H 1	
MISSED FT SHOT by POLK, Demarco	01:32			
	01:32			REBOUND (DEF) by PHELPS, Chris

4th PERIOD Play-by-Play (Page 2)

HOME TEAM: Stratford Spartans	TIME	SCORE	MAR	VISITORS: Science Hill Hilltop
	00:58	55-57	V 2	GOOD! 3 PTR by LOVE, Rob
	00:58			ASSIST by BOWLING, Bryson
MISSED JUMPER by POLK, Demarco	00:37			
	00:37			REBOUND (DEF) by PHELPS, Chris
FOUL by POLK, Demarco	00:32			

	00:32	55-58	V 3	GOOD! FT SHOT by LOVE, Rob
TIMEOUT TEAM	00:32			
	00:32	55-59	V 4	GOOD! FT SHOT by LOVE, Rob
GOOD! JUMPER by MCKEVER, Shawn	00:24	57-59	V 2	
ASSIST by HARRIS, Henry	00:24			
FOUL by HARRIS, Henry	00:20			
	00:20			MISSED FT SHOT by TAYLOR, Rob
REBOUND (DEF) by (TEAM)	00:20			
FOUL by POLK, Demarco	00:09			
TURNOVR by POLK, Demarco	00:09			
TIMEOUT TEAM	00:09			
	00:04			TIMEOUT TEAM
FOUL by CAMPBELL, Miles	00:03			
	00:03			MISSED FT SHOT by LOVE, Rob
	00:03			REBOUND (OFF) by (DEADBALL)
	00:03	57-60	V 3	GOOD! FT SHOT by LOVE, Rob
TIMEOUT 30sec	00:03			
MISSED 3 PTR by HARRIS, Henry	00:00			
	00:00			REBOUND (DEF) by (TEAM)

Science Hill Hilltoppers 60, Stratford Spartans 57

Official Basketball Box Score -- GAME TOTALS -- FINAL STATISTICS
White Station Spartans vs Science Hill Hilltoppers
03/16/02 7 PM at Murfreesboro, Tenn. - Murphy Center

VISITORS: White Station Spartans 36-2

##	Player Name		TOT-FG FG-FGA	3-PT FG-FGA	FT-FTA	REBOUNDS OF	DE	TOT	PF	TP	A	TO	BLK	S	MIN
10	WILKES, Melvin.....	*	5-6	2-2	0-1	0	1	1	4	12	5	3	0	5	23
23	BRADSHAW, Dane.....	*	3-7	1-3	4-4	1	2	3	2	11	3	4	1	3	23
32	STRONG, Travis.....	*	3-6	0-2	0-0	0	2	2	1	6	0	1	0	1	13
40	BURTON, Manuel.....	*	1-3	0-0	2-3	3	1	4	0	4	0	0	0	0	16
44	HARRIS, Fred.....	*	4-8	1-4	2-6	2	1	3	0	11	0	2	0	2	17
00	PATTMAN, Leon.....		4-6	0-1	3-5	1	1	2	2	11	0	1	0	0	16
03	WIGLEY, Steve.....		0-1	0-1	0-0	0	2	2	0	0	0	0	0	0	5
05	PRINCE, JP.....		0-1	0-0	0-0	1	0	1	0	0	0	0	0	0	1
11	ERVIN, Railey.....		0-1	0-0	0-0	0	0	0	0	0	0	1	0	1	5
15	BOLDEN, Justice.....		0-0	0-0	0-0	0	0	0	1	0	0	1	0	0	4
30	GATEWOOD, Curtis....		0-0	0-0	0-0	1	0	1	1	0	0	1	0	0	4
33	GILLARD, Chris.....		1-4	0-1	0-0	3	1	4	1	2	1	0	0	0	11
34	MARION, Quinton.....		0-1	0-1	0-0	0	0	0	0	0	0	0	0	0	1
50	BALL, Jonathan.....		0-0	0-0	0-0	0	1	1	1	0	0	0	0	1	10
55	ELLIS, Courtney.....		1-2	0-0	0-0	2	3	5	0	2	1	1	2	0	11
	TEAM.....						4	4				1			
	Totals.....		22-46	4-15	11-19	14	19	33	13	59	10	16	3	13	160

TOTAL FG% 1st Half: 12-23 52.2% 2nd Half: 10-23 43.5% Game: 47.8% DEADB
3-Pt. FG% 1st Half: 3-8 37.5% 2nd Half: 1-7 14.3% Game: 26.7% REBS
F Throw % 1st Half: 2-5 40.0% 2nd Half: 9-14 64.3% Game: 57.9% 3

HOME TEAM: Science Hill Hilltoppers 35-5

##	Player Name		TOT-FG FG-FGA	3-PT FG-FGA	FT-FTA	REBOUNDS OF	DE	TOT	PF	TP	A	TO	BLK	S	MIN
14	LOVE, Rob.....	*	3-12	1-7	0-0	1	0	1	4	7	2	0	0	0	25
24	TAYLOR, Rob.....	*	0-1	0-0	0-0	0	1	1	2	0	3	2	0	0	10
34	BOWLING, Bryson.....	*	2-2	1-1	0-0	1	1	2	1	5	0	2	0	1	16
44	HAISTON, Jakeith....	*	2-5	0-0	0-0	1	2	3	3	4	0	3	0	2	23
52	MCKINNEY, Anton.....	*	2-5	0-0	0-0	1	1	2	2	4	1	2	0	0	15
10	ODEM, Jermoe.....		3-5	3-4	0-0	0	0	0	0	9	1	3	0	3	20
12	LITTLE, Will.....		1-2	1-2	0-0	0	0	0	2	3	0	2	0	0	5
21	HAMILTON, D.D.....		0-0	0-0	0-0	0	0	0	0	0	1	0	0	0	1
22	OSBORN, Matt.....		1-1	1-1	0-0	0	0	0	0	3	0	0	0	0	1
23	FRYE, Brandon.....		0-0	0-0	0-0	0	0	0	0	0	0	0	0	0	1
30	BRADLEY, Nick.....		2-6	0-2	4-4	0	1	1	4	8	4	2	0	0	20
33	BOWLING, Julius.....		0-0	0-0	0-0	0	0	0	0	0	0	0	0	0	1
40	GRAHAM, Rahman.....		1-1	0-0	0-0	0	2	2	1	2	0	0	0	0	8
41	PHELPS, Chris.....		0-1	0-0	0-0	2	2	4	3	0	0	0	0	1	7
50	BARCELL, Anthony....		0-1	0-0	0-0	0	1	1	0	0	0	1	0	1	7
	TEAM.....						4	4							
	Totals.....		17-42	7-17	4-4	6	15	21	22	45	12	17	0	8	160

TOTAL FG% 1st Half: 10-19 52.6% 2nd Half: 7-23 30.4% Game: 40.5% DEADB
3-Pt. FG% 1st Half: 3-7 42.9% 2nd Half: 4-10 40.0% Game: 41.2% REBS
F Throw % 1st Half: 0-0 0.0% 2nd Half: 4-4 100 % Game: 100 % 0

Officials:
Technical fouls: White Station Spartans-None. Science Hill Hilltoppers-None.
Attendance:

Score by Periods	1st	2nd	3rd	4th		Total
White Station Spartans.....	18	11	9	21	-	59
Science Hill Hilltoppers.....	7	16	10	12	-	45

Demarco Polk-Strat, Dewayne Lee-Cordova, Alex Oliver-Bearden, Kyle Cruz-Bearde
n, Rob Love-SH, Jeremy Stephens-Strat, Dane Bradshaw-WS, Melvin Wilkes(MVP)-WS
Anton McKinney-SH, Fred Harris-WS

Play-By-Play
White Station Spartans vs Science Hill Hilltoppers
03/16/02 7 PM at Murfreesboro, Tenn. - Murphy Center
1st PERIOD Play-by-Play (Page 1)

HOME TEAM: Science Hill Hilltop	TIME	SCORE	MAR	VISITORS: White Station Sparta
	07:42	0-3	V 3	GOOD! 3 PTR by HARRIS, Fred
	07:42			ASSIST by WILKES, Melvin
TURNOVR by TAYLOR, Rob	07:26			
	07:25			STEAL by WILKES, Melvin
	07:24	0-5	V 5	GOOD! JUMPER by WILKES, Melvin
GOOD! JUMPER by MCKINNEY, Anton	07:07	2-5	V 3	
ASSIST by LOVE, Rob	07:07			
	06:57			TURNOVR by STRONG, Travis
MISSED JUMPER by TAYLOR, Rob	06:34			
	06:34			REBOUND (DEF) by STRONG, Travis
	06:18			MISSED 3 PTR by HARRIS, Fred
	06:18			REBOUND (OFF) by BRADSHAW, Dane
	06:14	2-7	V 5	GOOD! JUMPER by BRADSHAW, Dane
TURNOVR by HAISTON, Jakeith	05:52			
	05:50			STEAL by BRADSHAW, Dane
	05:19			MISSED 3 PTR by STRONG, Travis
	05:19			REBOUND (OFF) by BURTON, Manuel
	05:14			FOUL by BRADSHAW, Dane
	05:14			TURNOVR by BRADSHAW, Dane
	04:50			FOUL by WILKES, Melvin
TURNOVR by LITTLE, Will	04:41			
	04:40			STEAL by BRADSHAW, Dane
	04:29			MISSED JUMPER by HARRIS, Fred
REBOUND (DEF) by GRAHAM, Rahman	04:29			
FOUL by BRADLEY, Nick	04:17			
TURNOVR by BRADLEY, Nick	04:17			
	04:09	2-9	V 7	GOOD! JUMPER by STRONG, Travis
	04:09			ASSIST by WILKES, Melvin
GOOD! 3 PTR by LITTLE, Will	03:54	5-9	V 4	
ASSIST by BRADLEY, Nick	03:54			
	03:38			MISSED JUMPER by WILKES, Melvin
REBOUND (DEF) by BARCELL, Anthony	03:38			
MISSED JUMPER by BRADLEY, Nick	03:30			
	03:30			BLOCK by BRADSHAW, Dane
	03:27			REBOUND (DEF) by STRONG, Travis
	03:21			MISSED JUMPER by STRONG, Travis
	03:21			REBOUND (OFF) by BURTON, Manuel
	03:18			MISSED JUMPER by BURTON, Manuel
	03:18			REBOUND (OFF) by BURTON, Manuel
	03:17	5-11	V 6	GOOD! JUMPER by BURTON, Manuel
FOUL by GRAHAM, Rahman	03:17			
	03:17	5-12	V 7	GOOD! FT SHOT by BURTON, Manuel
MISSED 3 PTR by LOVE, Rob	02:54			
	02:54			REBOUND (DEF) by PATTMAN, Leon
FOUL by LOVE, Rob	02:54			
	02:54			TURNOVR by BRADSHAW, Dane
STEAL by HAISTON, Jakeith	02:53			
TIMEOUT 30sec	02:46			
TURNOVR by MCKINNEY, Anton	02:28			
	02:25			STEAL by WILKES, Melvin
	01:29	5-15	V 10	GOOD! 3 PTR by WILKES, Melvin
GOOD! JUMPER by LOVE, Rob	01:21	7-15	V 8	
FOUL by LOVE, Rob	01:18			
FOUL by LITTLE, Will	01:16			
	01:00			MISSED 3 PTR by BRADSHAW, Dane
	01:00			REBOUND (OFF) by ELLIS, Courtney

1st PERIOD Play-by-Play (Page 2)

HOME TEAM: Science Hill Hilltop	TIME	SCORE	MAR	VISITORS: White Station Sparta
	00:56	7-17	V 10	GOOD! JUMPER by PATTMAN, Leon

	00:51			ASSIST by ELLIS, Courtney
MISSED JUMPER by BRADLEY, Nick	00:49			
	00:49			REBOUND (DEF) by (TEAM)
FOUL by MCKINNEY, Anton	00:14			
	00:14			MISSED FT SHOT by PATTMAN, Leon
	00:14			REBOUND (OFF) by (DEADBALL)
	00:14	7-18	V 11	GOOD! FT SHOT by PATTMAN, Leon
MISSED 3 PTR by BRADLEY, Nick	00:03			
	00:03			REBOUND (DEF) by ELLIS, Courtney

White Station Spartans 18, Science Hill Hilltoppers 7

2nd PERIOD Play-by-Play (Page 1)

HOME TEAM: Science Hill Hilltop	TIME	SCORE	MAR	VISITORS: White Station Sparta
MISSED JUMPER by MCKINNEY, Anton	07:46			
	07:46			REBOUND (DEF) by BRADSHAW, Dane
	07:24			FOUL by BOLDEN, Justice
	07:24			TURNOVR by BOLDEN, Justice
GOOD! JUMPER by MCKINNEY, Anton	07:00	9-18	V 9	
ASSIST by ODEM, Jermoe	07:00			
	06:47			TURNOVR by GATEWOOD, Curtis
STEAL by ODEM, Jermoe	06:46			
MISSED 3 PTR by LOVE, Rob	06:40			
	06:40			REBOUND (DEF) by WIGLEY, Steve
	06:25			MISSED JUMPER by ERVIN, Railey
REBOUND (DEF) by (TEAM)	06:25			
TURNOVR by ODEM, Jermoe	05:59			
	05:59			STEAL by ERVIN, Railey
	05:47			MISSED JUMPER by BRADSHAW, Dane
REBOUND (DEF) by BRADLEY, Nick	05:47			
GOOD! 3 PTR by ODEM, Jermoe	05:40	12-18	V 6	
ASSIST by BRADLEY, Nick	05:32			
	05:08			MISSED 3 PTR by STRONG, Travis
REBOUND (DEF) by (TEAM)	05:08			
GOOD! 3 PTR by LOVE, Rob	04:56	15-18	V 3	
ASSIST by TAYLOR, Rob	04:56			
	04:42			TURNOVR by WILKES, Melvin
STEAL by BOWLING, Bryson	04:41			
GOOD! JUMPER by BOWLING, Bryson	04:38	17-18	V 1	
ASSIST by TAYLOR, Rob	04:38			
	04:32			TIMEOUT 30sec
	03:59			TIMEOUT 30sec
	03:16	17-20	V 3	GOOD! JUMPER by HARRIS, Fred
	03:16			ASSIST by BRADSHAW, Dane
	03:08			FOUL by PATTMAN, Leon
GOOD! JUMPER by GRAHAM, Rahman	02:57	19-20	V 1	
ASSIST by TAYLOR, Rob	02:54			
	02:25	19-23	V 4	GOOD! 3 PTR by BRADSHAW, Dane
	02:25			ASSIST by WILKES, Melvin
MISSED JUMPER by BARCELL, Anthony	02:07			
	02:07			REBOUND (DEF) by HARRIS, Fred
	02:02	19-25	V 6	GOOD! JUMPER by WILKES, Melvin
FOUL by TAYLOR, Rob	02:02			
	02:02			MISSED FT SHOT by WILKES, Melvin
	02:02			REBOUND (OFF) by PATTMAN, Leon
	01:44			MISSED 3 PTR by BRADSHAW, Dane
REBOUND (DEF) by (TEAM)	01:44			
FOUL by HAISTON, Jakeith	01:09			
TURNOVR by HAISTON, Jakeith	01:09			
	01:07			TURNOVR by BRADSHAW, Dane
MISSED 3 PTR by LITTLE, Will	00:58			
	00:58			REBOUND (DEF) by BURTON, Manuel
	00:51	19-27	V 8	GOOD! JUMPER by HARRIS, Fred
	00:51			ASSIST by WILKES, Melvin
FOUL by HAISTON, Jakeith	00:51			
	00:51			MISSED FT SHOT by HARRIS, Fred

REBOUND (DEF) by HAISTON, Jakeith	00:51			
GOOD! JUMPER by BRADLEY, Nick	00:36	21-27	V 6	
	00:24	21-29	V 8	GOOD! JUMPER by PATTMAN, Leon
	00:15			FOUL by WILKES, Melvin

2nd PERIOD Play-by-Play (Page 2)

HOME TEAM: Science Hill Hilltop	TIME	SCORE	MAR	VISITORS: White Station Sparta
	00:13			FOUL by GATEWOOD, Curtis
GOOD! JUMPER by LOVE, Rob	00:04	23-29	V 6	
ASSIST by MCKINNEY, Anton	00:04			

White Station Spartans 29, Science Hill Hilltoppers 23

3rd PERIOD Play-by-Play (Page 1)

HOME TEAM: Science Hill Hilltop	TIME	SCORE	MAR	VISITORS: White Station Sparta
	07:26			MISSED 3 PTR by GILLARD, Chris
REBOUND (DEF) by MCKINNEY, Anton	07:26			
MISSED 3 PTR by LOVE, Rob	06:57			
	06:57			REBOUND (DEF) by (TEAM)
	06:20			MISSED JUMPER by PATTMAN, Leon
	06:20			REBOUND (OFF) by GILLARD, Chris
	06:17	23-31	V 8	GOOD! JUMPER by GILLARD, Chris
MISSED JUMPER by HAISTON, Jakeith	06:05			
	06:05			REBOUND (DEF) by GILLARD, Chris
FOUL by MCKINNEY, Anton	06:04			
	05:59			TIMEOUT TEAM
FOUL by HAISTON, Jakeith	05:40			
	05:40			MISSED 3 PTR by PATTMAN, Leon
	05:40			REBOUND (OFF) by GILLARD, Chris
	05:38			MISSED JUMPER by GILLARD, Chris
REBOUND (DEF) by (TEAM)	05:38			
MISSED 3 PTR by BRADLEY, Nick	05:20			
	05:20			REBOUND (DEF) by ELLIS, Courtney
	04:55			MISSED JUMPER by ELLIS, Courtney
	04:55			REBOUND (OFF) by GILLARD, Chris
	04:52			MISSED JUMPER by GILLARD, Chris
REBOUND (DEF) by HAISTON, Jakeith	04:52			
MISSED JUMPER by MCKINNEY, Anton	04:39			
	04:39			BLOCK by ELLIS, Courtney
REBOUND (OFF) by MCKINNEY, Anton	04:35			
MISSED JUMPER by MCKINNEY, Anton	04:33			
	04:33			BLOCK by ELLIS, Courtney
	04:31			REBOUND (DEF) by WILKES, Melvin
	04:28	23-34	V 11	GOOD! 3 PTR by WILKES, Melvin
TURNOVR by MCKINNEY, Anton	04:23			
	04:22			STEAL by BALL, Jonathan
	04:19	23-36	V 13	GOOD! JUMPER by WILKES, Melvin
TIMEOUT 30sec	04:12			
MISSED JUMPER by HAISTON, Jakeith	03:53			
REBOUND (OFF) by PHELPS, Chris	03:53			
MISSED JUMPER by PHELPS, Chris	03:49			
	03:49			REBOUND (DEF) by WIGLEY, Steve
	03:37			MISSED 3 PTR by WIGLEY, Steve
	03:37			REBOUND (OFF) by GATEWOOD, Curtis
FOUL by PHELPS, Chris	03:36			
	03:36			TURNOVR by (TEAM)
MISSED 3 PTR by LOVE, Rob	03:15			
REBOUND (OFF) by LOVE, Rob	03:15			
GOOD! JUMPER by HAISTON, Jakeith	03:10	25-36	V 11	
ASSIST by LOVE, Rob	03:10			
	03:02			TURNOVR by BRADSHAW, Dane
TURNOVR by BRADLEY, Nick	02:44			
	02:44			STEAL by WILKES, Melvin
	02:37			TURNOVR by WILKES, Melvin
	02:32			FOUL by WILKES, Melvin
TURNOVR by LITTLE, Will	02:16			

	02:15			STEAL by WILKES, Melvin
	02:10			MISSED 3 PTR by HARRIS, Fred
REBOUND (DEF) by PHELPS, Chris	02:10			
	02:06			FOUL by STRONG, Travis
GOOD! JUMPER by BRADLEY, Nick	01:49	27-36	V 9	

3rd PERIOD Play-by-Play (Page 2)

HOME TEAM: Science Hill Hilltop	TIME	SCORE	MAR	VISITORS: White Station Sparta
FOUL by LITTLE, Will	01:46			
	01:36			MISSED JUMPER by BURTON, Manuel
	01:36			REBOUND (OFF) by HARRIS, Fred
FOUL by BRADLEY, Nick	01:31			
	01:31	27-37	V 10	GOOD! FT SHOT by HARRIS, Fred
	01:31			MISSED FT SHOT by HARRIS, Fred
REBOUND (DEF) by TAYLOR, Rob	01:31			
MISSED JUMPER by LOVE, Rob	01:22			
	01:22			REBOUND (DEF) by (TEAM)
	01:13			TURNOVR by HARRIS, Fred
STEAL by PHELPS, Chris	01:11			
TIMEOUT TEAM	00:54			
FOUL by TAYLOR, Rob	00:49			
TURNOVR by TAYLOR, Rob	00:49			
FOUL by PHELPS, Chris	00:34			
	00:34			MISSED FT SHOT by BURTON, Manuel
	00:34			REBOUND (OFF) by (DEADBALL)
	00:34	27-38	V 11	GOOD! FT SHOT by BURTON, Manuel
GOOD! 3 PTR by ODEM, Jermoe	00:18	30-38	V 8	
ASSIST by BRADLEY, Nick	00:18			
	00:08			TURNOVR by HARRIS, Fred
STEAL by ODEM, Jermoe	00:07			
GOOD! 3 PTR by ODEM, Jermoe	00:05	33-38	V 5	
	00:00			TURNOVR by ERVIN, Railey
STEAL by ODEM, Jermoe	00:00			

White Station Spartans 38, Science Hill Hilltoppers 33

4th PERIOD Play-by-Play (Page 1)

HOME TEAM: Science Hill Hilltop	TIME	SCORE	MAR	VISITORS: White Station Sparta
	07:33	33-40	V 7	GOOD! JUMPER by PATTMAN, Leon
	07:25			FOUL by GILLARD, Chris
MISSED JUMPER by LOVE, Rob	07:12			
	07:12			REBOUND (DEF) by ELLIS, Courtney
	07:00			TURNOVR by ELLIS, Courtney
STEAL by HAISTON, Jakeith	06:59			
	06:56			FOUL by BALL, Jonathan
TURNOVR by ODEM, Jermoe	06:55			
	06:54			STEAL by WILKES, Melvin
	06:30			TURNOVR by PATTMAN, Leon
STEAL by BARCELL, Anthony	06:30			
TURNOVR by BARCELL, Anthony	06:30			
	06:28	33-42	V 9	GOOD! JUMPER by PATTMAN, Leon
	06:28			ASSIST by GILLARD, Chris
	06:22			FOUL by WILKES, Melvin
GOOD! FT SHOT by BRADLEY, Nick	06:22	34-42	V 8	
GOOD! FT SHOT by BRADLEY, Nick	06:22	35-42	V 7	
FOUL by BRADLEY, Nick	06:10			
	06:10	35-43	V 8	GOOD! FT SHOT by BRADSHAW, Dane
	06:10	35-44	V 9	GOOD! FT SHOT by BRADSHAW, Dane
MISSED 3 PTR by LOVE, Rob	05:47			
REBOUND (OFF) by BOWLING, Bryson	05:47			
MISSED 3 PTR by ODEM, Jermoe	05:42			
	05:42			REBOUND (DEF) by BALL, Jonathan
	05:26			MISSED JUMPER by BRADSHAW, Dane
	05:26			REBOUND (OFF) by ELLIS, Courtney
	05:25	35-46	V 11	GOOD! JUMPER by ELLIS, Courtney

	05:10			FOUL by PATTMAN, Leon
GOOD! 3 PTR by BOWLING, Bryson	04:57	38-46	V 8	
ASSIST by BRADLEY, Nick	04:57			
FOUL by LOVE, Rob	04:51			
	04:51			MISSED FT SHOT by PATTMAN, Leon
	04:51			REBOUND (OFF) by HARRIS, Fred
FOUL by LOVE, Rob	04:51			
	04:51			MISSED FT SHOT by HARRIS, Fred
	04:51			REBOUND (OFF) by (DEADBALL)
	04:47	38-47	V 9	GOOD! FT SHOT by HARRIS, Fred
TURNOVR by HAISTON, Jakeith	04:25			
	04:24			STEAL by HARRIS, Fred
	04:06	38-49	V 11	GOOD! JUMPER by BRADSHAW, Dane
MISSED JUMPER by ODEM, Jermoe	03:48			
	03:48			REBOUND (DEF) by (TEAM)
	03:20	38-51	V 13	GOOD! JUMPER by HARRIS, Fred
	03:20			ASSIST by BRADSHAW, Dane
FOUL by BRADLEY, Nick	03:20			
	03:20			MISSED FT SHOT by HARRIS, Fred
REBOUND (DEF) by PHELPS, Chris	03:20			
TURNOVR by ODEM, Jermoe	03:14			
	03:12			STEAL by BRADSHAW, Dane
	03:09	38-53	V 15	GOOD! JUMPER by STRONG, Travis
	03:09			ASSIST by BRADSHAW, Dane
	03:01			FOUL by BRADSHAW, Dane
GOOD! FT SHOT by BRADLEY, Nick	03:01	39-53	V 14	
GOOD! FT SHOT by BRADLEY, Nick	03:01	40-53	V 13	
	02:47			MISSED 3 PTR by HARRIS, Fred
REBOUND (DEF) by BOWLING, Bryson	02:47			

4th PERIOD Play-by-Play (Page 2)

HOME TEAM: Science Hill Hilltop	TIME	SCORE	MAR	VISITORS: White Station Sparta
MISSED JUMPER by HAISTON, Jakeith	02:40			
REBOUND (OFF) by HAISTON, Jakeith	02:40			
GOOD! JUMPER by HAISTON, Jakeith	02:38	42-53	V 11	
TIMEOUT TEAM	02:30			
	02:17			TURNOVR by WILKES, Melvin
TURNOVR by BOWLING, Bryson	02:03			
	02:02			STEAL by STRONG, Travis
FOUL by BOWLING, Bryson	01:26			
	01:26	42-54	V 12	GOOD! FT SHOT by BRADSHAW, Dane
	01:26	42-55	V 13	GOOD! FT SHOT by BRADSHAW, Dane
MISSED JUMPER by LOVE, Rob	01:19			
REBOUND (OFF) by PHELPS, Chris	01:19			
TURNOVR by BOWLING, Bryson	01:07			
	01:06			STEAL by HARRIS, Fred
	00:56			TIMEOUT TEAM
FOUL by PHELPS, Chris	00:54			
	00:54	42-56	V 14	GOOD! FT SHOT by PATTMAN, Leon
	00:54	42-57	V 15	GOOD! FT SHOT by PATTMAN, Leon
MISSED 3 PTR by LOVE, Rob	00:47			
	00:47			REBOUND (DEF) by BRADSHAW, Dane
	00:35	42-59	V 17	GOOD! JUMPER by STRONG, Travis
	00:35			ASSIST by WILKES, Melvin
	00:33			TIMEOUT TEAM
GOOD! 3 PTR by OSBORN, Matt	00:22	45-59	V 14	
ASSIST by HAMILTON, D.D.	00:22			
	00:09			MISSED 3 PTR by MARION, Quinton
	00:09			REBOUND (OFF) by PRINCE, JP
	00:06			MISSED JUMPER by PRINCE, JP
REBOUND (DEF) by GRAHAM, Rahman	00:06			

White Station Spartans 59, Science Hill Hilltoppers 45

2000 Class AAA State Boys' Basketball Tournament

March 14 - March 18, 2000 · Murphy Center - MTSU - Murfreesboro, TN

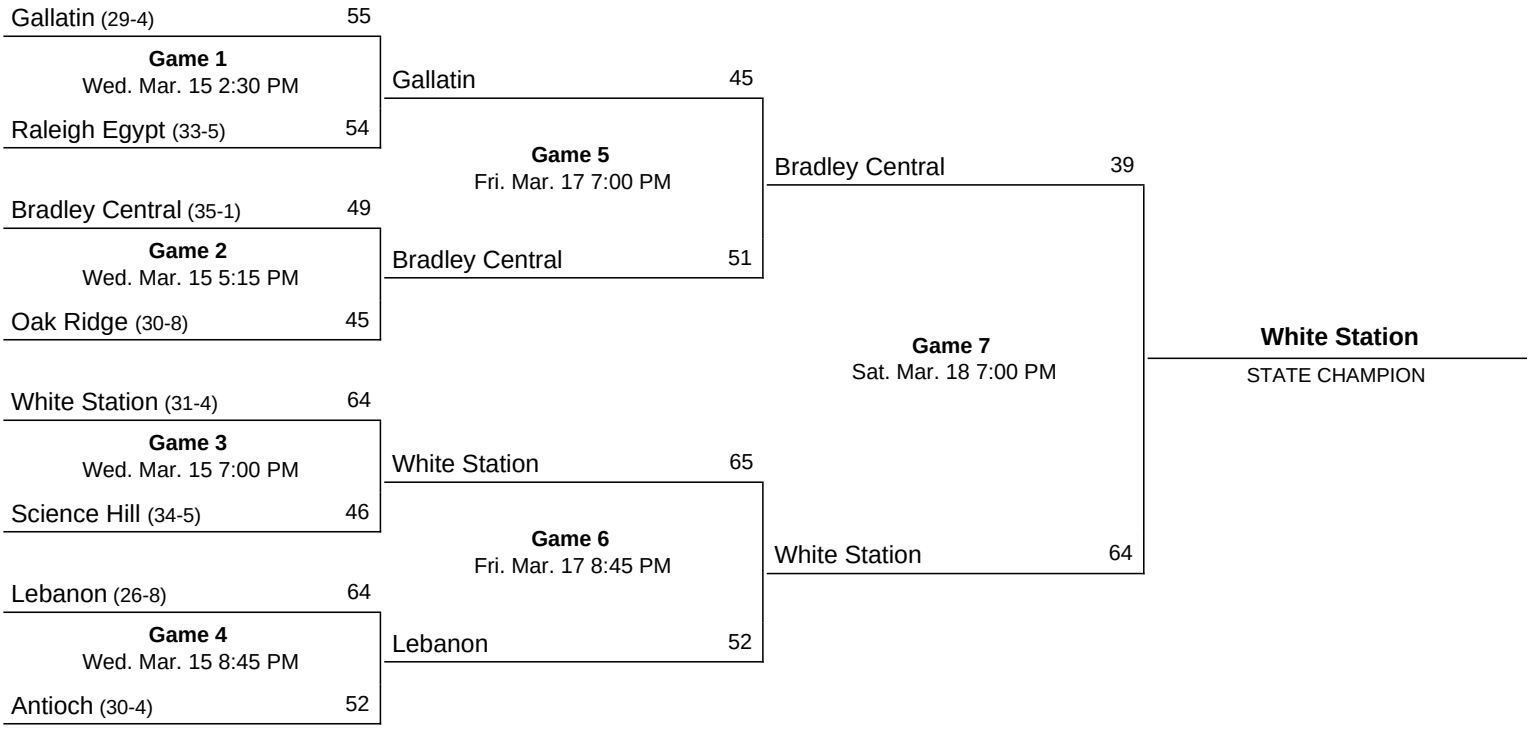

Official Basketball Box Score -- GAME TOTALS -- FINAL STATISTICS
White Station Spartons vs Science Hill Hilltoppers
03/15/00 7:00 PM at Murphy Center - Murfreesboro, TN

VISITORS: White Station Spartons 32-4

##	Player Name		TOT-FG FG-FGA	3-PT FG-FGA	FT-FTA	REBOUNDS OF	DE	TOT	PF	TP	A	TO	BLK	S	MIN
15	Nicholson, Richard..	*	1-2	0-0	0-0	1	1	2	1	2	0	2	0	0	20
25	Shelton, Ernest.....	*	8-17	5-13	0-0	1	4	5	1	21	2	2	2	3	28
32	Thomas, Taurus.....	*	7-10	1-1	1-2	5	2	7	2	16	2	1	0	2	27
33	Buggs, Kyle.....	*	2-7	0-1	2-2	1	3	4	0	6	10	4	1	2	27
44	Harris, Fred.....	*	4-6	0-0	3-4	2	5	7	1	11	2	2	0	2	27
00	Hervery, Ashley.....		1-4	0-3	0-0	0	1	1	0	2	1	1	1	0	14
03	Wigley, Steve.....		0-0	0-0	0-0	0	0	0	0	0	0	0	0	0	0+
10	Wilkes, Melvin.....		0-1	0-0	0-0	1	0	1	1	0	0	0	0	1	5
23	Bradshaw, Dane.....		0-1	0-0	0-0	0	3	3	0	0	1	2	0	0	4
30	Holmes, Elander.....		1-3	0-0	0-0	2	0	2	1	2	0	2	0	0	4
40	Burton, Manual.....		0-0	0-0	0-0	0	0	0	0	0	0	0	0	0	0+
50	Burks, Osborne.....		1-2	0-0	2-2	3	0	3	0	4	0	0	0	0	4
55	Ellis, Courtney.....		0-0	0-0	0-0	0	0	0	0	0	0	0	2	0	0+
	TEAM.....					2	3	5							
	Totals.....		25-53	6-18	8-10	18	22	40	7	64	18	16	6	10	160

TOTAL FG% 1st Half:	14-32	43.8%	2nd Half: 11-21	52.4%	Game: 47.2%	DEADB
3-Pt. FG% 1st Half:	5-11	45.5%	2nd Half: 1-7	14.3%	Game: 33.3%	REBS
F Throw % 1st Half:	7-9	77.8%	2nd Half: 1-1	100 %	Game: 80.0%	0

HOME TEAM: Science Hill Hilltoppers 34-6

##	Player Name		TOT-FG FG-FGA	3-PT FG-FGA	FT-FTA	REBOUNDS OF	DE	TOT	PF	TP	A	TO	BLK	S	MIN
10	Stevens, Demetric...	*	5-13	2-7	0-0	0	1	1	3	12	2	3	1	10	24
12	Hairston, B.J.....	*	1-4	1-2	0-0	1	2	3	1	3	5	4	0	0	28
14	Love, Rob.....	*	5-10	3-7	0-0	0	1	1	0	13	1	3	0	1	26
40	Love, Jermaine.....	*	6-11	0-0	0-0	1	3	4	4	12	2	3	1	1	23
44	Halston, Jakelth....	*	0-2	0-1	0-0	1	0	1	0	0	0	0	0	0	13
21	Byrne, Shane.....		0-1	0-0	0-0	1	0	1	0	0	0	1	0	0	5
22	Humphries, Preston..		0-1	0-1	0-0	0	0	0	0	0	0	0	0	0	0+
24	Goodwin, Joel.....		1-2	0-0	0-0	1	2	3	2	2	1	0	0	0	15
30	Bradley, Nick.....		1-5	0-1	0-0	0	0	0	0	2	0	0	0	1	11
32	Taylor, Rob.....		0-1	0-0	0-0	0	0	0	0	0	0	0	0	0	1
34	Bays, Nathan.....		0-2	0-1	0-0	1	0	1	0	0	0	0	0	0	0+
41	Graham, Rahman.....		0-0	0-0	0-0	0	1	1	1	0	0	0	0	0	3
50	Bowling, Bryson.....		1-1	0-0	0-0	0	0	0	2	2	1	1	0	0	11
54	Phelps, Chris.....		0-0	0-0	0-0	0	0	0	0	0	0	0	0	0	0+
	TEAM.....					5	2	7							
	Totals.....		20-53	6-20	0-0	11	12	23	13	46	12	15	2	13	160

TOTAL FG% 1st Half:	11-30	36.7%	2nd Half: 9-23	39.1%	Game: 37.7%	DEADB
3-Pt. FG% 1st Half:	4-12	33.3%	2nd Half: 2-8	25.0%	Game: 30.0%	REBS
F Throw % 1st Half:	0-0	0.0%	2nd Half: 0-0	0.0%	Game: 0.0%	0

Officials:
Technical fouls: White Station Spartons-None. Science Hill Hilltoppers-None.
Attendance:

Score by Periods	1st	2nd	3rd	4th		Total
White Station Spartons.....	22	18	13	11	-	64
Science Hill Hilltoppers.....	16	10	10	10	-	46

Official Basketball Box Score -- 1st Half
White Station Spartons vs Science Hill Hilltoppers
03/15/00 7:00 PM at Murphy Center - Murfreesboro, TN

VISITORS: White Station Spartons

##	Player Name		TOT-FG FG-FGA	3-PT FG-FGA	FT-FTA	REBOUNDS OF	DE	TOT	PF	TP	A	TO	BLK	S	MIN
15	Nicholson, Richard..	*	0-1	0-0	0-0	1	1	2	0	0	0	1	0	0	13
25	Shelton, Ernest.....	*	6-10	4-7	0-0	0	3	3	1	16	0	1	2	2	13
32	Thomas, Taurus.....	*	3-4	1-1	0-1	3	1	4	1	7	2	1	0	1	13
33	Buggs, Kyle.....	*	0-3	0-1	2-2	1	2	3	0	2	5	2	1	1	13
44	Harris, Fred.....	*	3-5	0-0	3-4	2	4	6	0	9	0	1	0	0	13
00	Hervery, Ashley.....		0-2	0-2	0-0	0	1	1	0	0	0	0	0	0	3
10	Wilkes, Melvin.....		0-1	0-0	0-0	1	0	1	1	0	0	0	0	1	3
23	Bradshaw, Dane.....		0-1	0-0	0-0	0	1	1	0	0	1	1	0	0	3
30	Holmes, Elander.....		1-3	0-0	0-0	2	0	2	0	2	0	2	0	0	3
50	Burks, Osborne.....		1-2	0-0	2-2	3	0	3	0	4	0	0	0	0	3
	TEAM.....					2	1	3							
	Totals.....		14-32	5-11	7-9	15	14	29	3	40	8	9	3	5	80

TOTAL FG% 1st Half:	14-32	43.8%	2nd Half: 0-0	0.0%	Game: 43.8%	DEADB
3-Pt. FG% 1st Half:	5-11	45.5%	2nd Half: 0-0	0.0%	Game: 45.5%	REBS
F Throw % 1st Half:	7-9	77.8%	2nd Half: 0-0	0.0%	Game: 77.8%	0

HOME TEAM: Science Hill Hilltoppers

##	Player Name		TOT-FG FG-FGA	3-PT FG-FGA	FT-FTA	REBOUNDS OF	DE	TOT	PF	TP	A	TO	BLK	S	MIN
10	Stevens, Demetric...	*	2-8	1-4	0-0	0	1	1	2	5	1	1	1	8	12
12	Hairston, B.J.....	*	1-3	1-2	0-0	1	0	1	1	3	3	2	0	0	15
14	Love, Rob.....	*	3-7	2-5	0-0	0	0	0	0	8	1	2	0	0	13
40	Love, Jermaine.....	*	3-8	0-0	0-0	1	2	3	2	6	2	0	1	0	11
44	Halston, Jakelth....	*	0-0	0-0	0-0	0	0	0	0	0	0	0	0	0	6
21	Byrne, Shane.....		0-0	0-0	0-0	0	0	0	0	0	0	1	0	0	2
24	Goodwin, Joel.....		1-2	0-0	0-0	1	1	2	0	2	1	0	0	0	9
30	Bradley, Nick.....		1-2	0-1	0-0	0	0	0	0	2	0	0	0	0	5
41	Graham, Rahman.....		0-0	0-0	0-0	0	1	1	1	0	0	0	0	0	3
50	Bowling, Bryson.....		0-0	0-0	0-0	0	0	0	1	0	0	0	0	0	4
	TEAM.....					2		2							
	Totals.....		11-30	4-12	0-0	5	5	10	7	26	8	6	2	8	80

TOTAL FG% 1st Half:	11-30	36.7%	2nd Half: 0-0	0.0%	Game: 36.7%	DEADB
3-Pt. FG% 1st Half:	4-12	33.3%	2nd Half: 0-0	0.0%	Game: 33.3%	REBS
F Throw % 1st Half:	0-0	0.0%	2nd Half: 0-0	0.0%	Game: 0.0%	0

Officials:
Technical fouls: White Station Spartons-None. Science Hill Hilltoppers-None.
Attendance:

Score by Periods	1st	2nd		Total
White Station Spartons.....	22	18	-	40
Science Hill Hilltoppers.....	16	10	-	26

1999 Class AAA State Boys' Basketball Tournament

March 16 - March 20, 1999 · Murphy Center - MTSU - Murfreesboro, TN

Game 1
Wed. Mar. 17 2:30 PM

Hunters Lane (28-4)	63
Bartlett (22-13)	57

Game 2
Wed. Mar. 17 5:15 PM

White Co. (32-3)	52
Science Hill (34-2)	45

Game 3
Wed. Mar. 17 7:00 PM

Columbia (33-1)	55
Maplewood (27-7)	41

Game 4
Wed. Mar. 17 8:45 PM

Oak Ridge (29-5)	71
Hamilton (32-3)	62

Game 5
Fri. Mar. 19 7:00 PM

Hunters Lane	50
White Co.	69

Game 6
Fri. Mar. 19 8:45 PM

Columbia	66
Oak Ridge	41

Game 7
Sat. Mar. 20 7:00 PM

White Co.	56
Columbia	47

White Co.
STATE CHAMPION

OFFICIAL NCAA BASKETBALL BOX SCORE
SCIENCE HILL HIGH SCHOOL (34-3)

Site: MURFREESBORO, TENNESSEE
Date: March 17, 1999

	SCHL (VISITORS)		Total FG	Total AT	3-Pts FG	3-Pts AT	FT	FT AT	Rebounds OF	Rebounds DF	Rebounds To	PF	TP	A	TO	BK	ST	MN
10	STEVENS, DEMETRIC	f	6	9	4	5	2	2	1	1	2	4	18	1	4	1	1	24
14	LOVE, JAMAR	f	2	11	1	9	0	0	2	5	7	3	5	0	3	0	1	30
41	MILLER, BRIAN	c	1	6	0	0	1	2	1	5	6	5	3	1	2	0	0	26
12	HAIRSTON, B.J.	g	0	1	0	1	0	0	1	1	2	3	0	4	2	0	1	22
34	LYTTON, RYAN	g	2	7	2	7	0	0	1	3	4	2	6	1	0	0	1	24
44	ISOM, BRODERICK		3	3	0	0	0	0	1	0	1	1	6	0	0	0	0	7
22	HALL, JAMES		1	2	0	0	0	0	0	0	0	1	2	3	1	0	0	10
30	LOVE, ROB		0	2	0	2	0	0	0	1	1	1	0	0	0	0	0	7
32	DELANEY, NICK		2	2	1	1	0	0	0	1	1	1	5	1	1	0	0	10
21	BYRNE, SHANE		--	--	--	--	--	--	--	--	--	--	--	--	--	--	--	DNP
24	GOODWIN, JOEL		--	--	--	--	--	--	--	--	--	--	--	--	--	--	--	DNP
40	LOVE, JERMAINE		--	--	--	--	--	--	--	--	--	--	--	--	--	--	--	DNP
50	BREEDING, LANDON		--	--	--	--	--	--	--	--	--	--	--	--	--	--	--	DNP
	Team Totals								0	3	3				0			
	TOTALS		17	43	8	25	3	4	7	20	27	21	45	11	13	1	4	160

Deadball Rebounds: 1, 0: 1

Tot FG %:	1st Half:	10-22	.455	2nd Half:	7-21	.333	Game: .395
3-Pt FG %:	1st Half:	5-11	.455	2nd Half:	3-14	.214	Game: .320
FT % :	1st Half:	1- 2	.500	2nd Half:	2- 2	1.000	Game: .750

WHITE COUNTY HIGH SCHOOL (33-2)

	WICO (HOME)		Total FG	Total AT	3-Pts FG	3-Pts AT	FT	FT AT	Rebounds OF	Rebounds DF	Rebounds To	PF	TP	A	TO	BK	ST	MN
23	GRIBBLE, KYLE	f	7	14	1	3	3	4	3	8	11	1	18	1	2	0	1	32
33	MITCHELL, CAMERON	f	2	6	1	5	0	0	0	0	0	0	5	0	0	0	0	23
3	AUSTIN, JARED	c	2	4	0	0	4	4	3	3	6	4	8	3	1	0	1	23
10	JOLLY, BRENT	g	1	10	0	3	12	14	2	3	5	2	14	2	3	0	1	32
20	JONES, BILL	g	3	7	1	3	0	1	3	2	5	3	7	0	0	0	0	25
32	HOLMAN, BRANT		0	1	0	0	0	0	0	1	1	0	0	1	2	0	0	16
34	CUNNINGHAM, MICHAEL		0	1	0	1	0	0	0	1	1	0	0	0	0	0	0	7
15	COLE, DANIEL		0	0	0	0	0	0	0	0	0	0	0	0	0	0	0	2
05	RICHMOND, CRAIG		--	--	--	--	--	--	--	--	--	--	--	--	--	--	--	DNP
22	SIMS, STAN		--	--	--	--	--	--	--	--	--	--	--	--	--	--	--	DNP
31	MASTERS, DEREK		--	--	--	--	--	--	--	--	--	--	--	--	--	--	--	DNP
41	SORRELL, JUSTIN		--	--	--	--	--	--	--	--	--	--	--	--	--	--	--	DNP
45	BAILEY, MATT		--	--	--	--	--	--	--	--	--	--	--	--	--	--	--	DNP
	Team Totals								0	1	1				0			
	TOTALS		15	43	3	15	19	23	11	19	30	10	52	7	8	0	3	160

Deadball Rebounds: 1, 0: 1

Tot FG %:	1st Half:	5-22	.227	2nd Half:	10-21	.476	Game: .349
3-Pt FG %:	1st Half:	2- 7	.286	2nd Half:	1- 8	.125	Game: .200
FT % :	1st Half:	7- 8	.875	2nd Half:	12-15	.800	Game: .826

	1st	2nd	OT	OT	Tot
SCHL	26	19			45
WICO	19	33			52

OFFICIALS:
Technical Fouls: none
Attendance:

OFFICIAL NCAA BASKETBALL BOX SCORE - FIRST HALF
SCIENCE HILL HIGH SCHOOL

Date: March 17, 1999

	SCHL (VISITORS)		Total FG	Total AT	3-Pts FG	3-Pts AT	FT	AT	Rebounds OF	DF	To	PF	TP	A	TO	BK	ST	MN
10	STEVENS, DEMETRIC	f	4	5	3	3	0	0	0	0	0	2	11	1	2	0	1	11
14	LOVE, JAMAR	f	0	3	0	2	0	0	1	3	4	1	0	0	2	0	1	14
41	MILLER, BRIAN	c	0	3	0	0	1	2	1	3	4	1	1	1	1	0	0	14
12	HAIRSTON, B.J.	g	0	1	0	1	0	0	1	0	1	1	0	2	2	0	1	10
34	LYTTON, RYAN	g	1	2	1	2	0	0	0	1	1	2	3	0	0	0	1	13
44	ISOM, BRODERICK		2	2	0	0	0	0	1	0	1	0	4	0	0	0	0	3
22	HALL, JAMES		1	2	0	0	0	0	0	0	0	1	2	3	1	0	0	6
30	LOVE, ROB		0	2	0	2	0	0	0	1	1	1	0	0	0	0	0	4
32	DELANEY, NICK		2	2	1	1	0	0	0	1	1	0	5	0	0	0	0	5
21	BYRNE, SHANE		0	0	0	0	0	0	0	0	0	0	0	0	0	0	0	--
24	GOODWIN, JOEL		0	0	0	0	0	0	0	0	0	0	0	0	0	0	0	--
40	LOVE, JERMAINE		0	0	0	0	0	0	0	0	0	0	0	0	0	0	0	--
50	BREEDING, LANDON		0	0	0	0	0	0	0	0	0	0	0	0	0	0	0	--
	Team Totals								0	3	3				0			
	TOTALS		10	22	5	11	1	2	4	12	16	9	26	7	8	0	4	80

Deadball Rebounds: 1, 0: 1

Tot FG %: 1st Half: 10-22 .455
3-Pt FG %: 1st Half: 5-11 .455
FT % : 1st Half: 1- 2 .500

WHITE COUNTY HIGH SCHOOL

	WICO (HOME)		Total FG	Total AT	3-Pts FG	3-Pts AT	FT	AT	Rebounds OF	DF	To	PF	TP	A	TO	BK	ST	MN
23	GRIBBLE, KYLE	f	2	6	1	2	0	0	0	5	5	0	5	1	2	0	1	16
33	MITCHELL, CAMERON	f	2	4	1	3	0	0	0	0	0	0	5	0	0	0	0	14
3	AUSTIN, JARED	c	0	1	0	0	2	2	1	1	2	3	2	1	0	0	0	12
10	JOLLY, BRENT	g	0	7	0	2	5	6	2	2	4	1	5	1	3	0	1	16
20	JONES, BILL	g	1	3	0	0	0	0	2	0	2	1	2	0	0	0	0	13
32	HOLMAN, BRANT		0	1	0	0	0	0	0	0	0	0	0	0	2	0	0	5
34	CUNNINGHAM, MICHAEL		0	0	0	0	0	0	0	0	0	0	0	0	0	0	0	2
15	COLE, DANIEL		0	0	0	0	0	0	0	0	0	0	0	0	0	0	0	2
5	RICHMOND, CRAIG		0	0	0	0	0	0	0	0	0	0	0	0	0	0	0	--
22	SIMS, STAN		0	0	0	0	0	0	0	0	0	0	0	0	0	0	0	--
31	MASTERS, DEREK		0	0	0	0	0	0	0	0	0	0	0	0	0	0	0	--
41	SORRELL, JUSTIN		0	0	0	0	0	0	0	0	0	0	0	0	0	0	0	--
45	BAILEY, MATT		0	0	0	0	0	0	0	0	0	0	0	0	0	0	0	--
	Team Totals								0	0	0				0			
	TOTALS		5	22	2	7	7	8	5	8	13	5	19	3	7	0	2	80

Deadball Rebounds: 1, 0: 1

Tot FG %: 1st Half: 5-22 .227
3-Pt FG %: 1st Half: 2- 7 .286
FT % : 1st Half: 7- 8 .875

	1st	2nd	OT	OT	Tot
SCHL	26				26
WICO	19				19

OFFICIALS:
Technical Fouls:
Attendance:

1998 Class AAA State Boys' Basketball Tournament

March 18 - March 21, 1998 · Murphy Center - MTSU - Murfreesboro, TN



AAA

OFFICIAL NCAA BASKETBALL BOX SCORE

Site: Murfreesboro, Tenn
Date: March 19, 1998

Science Hill High School (29-8)

			Total FG	Total AT	3-Pts FG	3-Pts AT	FT	AT	Rebounds OF	DF	To	PF	TP	A	TO	BK	ST	MN
32	Jackson, Roy	f	4	6	0	0	2	4	5	3	8	3	10	0	1	1	0	25
44	Sterbenz, Danny	f	6	10	3	6	2	2	0	2	2	3	17	0	4	0	0	23
24	McConnell, Garrett	c	1	1	0	0	0	1	0	3	3	2	2	0	1	0	0	10
12	Hairston, B.J.	g	0	1	0	0	0	0	1	1	2	1	0	2	3	0	1	16
22	Anderson, Tony	g	0	3	0	1	0	0	0	0	0	0	0	0	0	0	0	8
10	Stevens, Demetric		4	9	3	4	1	2	0	0	0	2	12	0	2	0	3	24
30	Miller, Brian		0	2	0	0	1	2	1	4	5	3	1	0	2	0	0	19
40	Love, Jermaine		0	1	0	0	1	2	0	1	1	0	1	0	2	0	0	9
14	Love, Jamar		0	3	0	2	1	2	1	2	3	2	1	2	2	0	0	17
21	Burdies, Douglass		0	1	0	1	0	0	1	0	1	2	0	0	0	0	0	4
34	Lytton, Ryan		0	0	0	0	0	0	0	0	0	2	0	0	0	0	0	5
50	Hall, James		--	--	--	--	--	--	--	--	--	--	--	--	--	--	--	DNP
	Team Totals								1	0	1				0			
	TOTALS		15	37	6	14	8	15	10	16	26	20	44	4	17	1	4	160

Deadball Rebounds: 2, 0: 2

Tot FG %:	1st Half:	10-22	.455	2nd Half: 5-15	.333	Game: .405
3-Pt FG %:	1st Half:	4- 8	.500	2nd Half: 2- 6	.333	Game: .429
FT % :	1st Half:	2- 5	.400	2nd Half: 6-10	.600	Game: .533

White Station High School (30-5)

			Total FG	Total AT	3-Pts FG	3-Pts AT	FT	AT	Rebounds OF	DF	To	PF	TP	A	TO	BK	ST	MN
50	Harris, Charles	f	2	7	1	2	5	8	2	3	5	4	10	0	4	2	1	27
55	Jackson, Stanley	f	2	6	0	0	0	0	2	1	3	2	4	0	0	0	0	13
15	Pate, Matthew	c	0	1	0	0	0	0	2	0	2	0	0	1	0	0	0	10
10	Wilkes, Dec	g	2	4	2	3	2	2	0	0	0	0	8	1	2	0	0	29
32	Hughey, Courtney	g	3	6	0	0	0	0	1	2	3	4	6	0	2	0	0	19
00	Laney, George		6	9	0	0	0	2	0	4	4	2	12	1	1	0	1	22
3	Joyce, Ishmael		1	3	0	1	0	0	1	1	2	2	2	3	1	1	4	21
23	Williamson, Bryant		0	0	0	0	0	0	0	1	1	0	0	0	1	0	0	3
30	Pointer, Sean		2	3	0	0	3	4	1	3	4	0	7	0	1	0	0	12
33	Buggs, Kyle		0	0	0	0	0	0	0	1	1	0	0	0	0	0	0	4
22	Shelton, Earnest		--	--	--	--	--	--	--	--	--	--	--	--	--	--	--	DNP
25	Maples, Marius		--	--	--	--	--	--	--	--	--	--	--	--	--	--	--	DNP
40	Lee, Marcus		--	--	--	--	--	--	--	--	--	--	--	--	--	--	--	DNP
44	Nicholson, Richard		--	--	--	--	--	--	--	--	--	--	--	--	--	--	--	DNP
	Team Totals								1	1	2				1			
	TOTALS		18	39	3	6	10	16	10	17	27	14	49	6	13	3	6	160

Deadball Rebounds: 1, 0: 1

Tot FG %:	1st Half:	13-25	.520	2nd Half: 5-14	.357	Game: .462
3-Pt FG %:	1st Half:	2- 5	.400	2nd Half: 1- 1	1.000	Game: .500
FT % :	1st Half:	4- 6	.667	2nd Half: 6-10	.600	Game: .625

	1st	2nd	OT	OT	Tot
SciH	26	18			44
WhSt	32	17			49

OFFICIALS: Gary Conatser, Ted Kessler, Jeb Hartness
Technical Fouls: none
Attendance: 5934
Comments: TSSAA Boys' Class AAA State Tournament Quarterfinal

SciHS 11 15 10 10
WhSt 14 18 7 8

OFFICIAL NCAA BASKETBALL BOX SCORE - FIRST HALF

Science Hill High School AAA

Date: March 19, 1998

	SciH (VISITORS)		Total FG	Total AT	3-Pts FG	3-Pts AT	FT	AT	Rebounds OF	Rebounds DF	Rebounds To	PF	TP	A	TO	BK	ST	MN
32	Jackson, Ray	f	3	4	0	0	0	0	1	0	1	1	6	0	0	1	0	10
44	Sterbenz, Danny	f	4	6	3	5	0	0	0	1	1	0	11	0	2	0	0	9
24	McConnell, Garrett	c	1	1	0	0	0	1	0	1	1	2	2	0	1	0	0	8
12	Hairston, B.J.	g	0	1	0	0	0	0	1	1	2	1	0	2	1	0	1	9
22	Anderson, Tony	g	0	1	0	0	0	0	0	0	0	0	0	0	0	0	0	6
10	Stevens, Demetric		2	6	1	2	1	2	0	0	0	1	6	0	2	0	1	10
30	Miller, Brian		0	1	0	0	0	0	0	0	0	1	0	0	0	0	0	7
40	Love, Jermaine		0	0	0	0	1	2	0	0	0	0	1	0	2	0	0	7
14	Love, Jamar		0	1	0	0	0	0	0	1	1	1	0	1	0	0	0	7
21	Burdies, Douglass		0	1	0	1	0	0	1	0	1	2	0	0	0	0	0	4
34	Lytton, Ryan		0	0	0	0	0	0	0	0	0	1	0	0	0	0	0	3
50	Hall, James		0	0	0	0	0	0	0	0	0	0	0	0	0	0	0	--
	Team Totals								1	0	1				0			
	TOTALS		10	22	4	8	2	5	4	4	8	10	26	3	8	1	2	80

Deadball Rebounds: 2, 0: 2

Tot FG %: 1st Half: 10-22 .455
3-Pt FG %: 1st Half: 4- 8 .500
FT % : 1st Half: 2- 5 .400

White Station High School

	WhSt (HOME)		Total FG	Total AT	3-Pts FG	3-Pts AT	FT	AT	Rebounds OF	Rebounds DF	Rebounds To	PF	TP	A	TO	BK	ST	MN
50	Harris, Charles	f	2	5	1	2	2	4	2	1	3	1	7	0	1	2	0	12
55	Jackson, Stanley	f	2	5	0	0	0	0	2	1	3	1	4	0	0	0	0	9
15	Pate, Matthew	c	0	0	0	0	0	0	1	0	1	0	0	1	0	0	0	9
10	Wilkes, Dec	g	1	2	1	2	2	2	0	0	0	0	5	1	1	0	0	13
32	Hughey, Courtney	g	2	3	0	0	0	0	1	0	1	1	4	0	1	0	0	9
00	Laney, George		4	5	0	0	0	0	0	1	1	1	8	0	0	0	0	7
3	Joyce, Ishmael		0	2	0	1	0	0	1	1	2	1	0	3	0	1	0	8
23	Williamson, Bryant		0	0	0	0	0	0	0	1	1	0	0	0	1	0	0	3
30	Pointer, Sean		2	3	0	0	0	0	1	2	3	0	4	0	1	0	0	6
33	Buggs, Kyle		0	0	0	0	0	0	0	1	1	0	0	0	0	0	0	4
22	Shelton, Earnest		0	0	0	0	0	0	0	0	0	0	0	0	0	0	0	--
25	Maples, Marius		0	0	0	0	0	0	0	0	0	0	0	0	0	0	0	--
40	Lee, Marcus		0	0	0	0	0	0	0	0	0	0	0	0	0	0	0	--
44	Nicholson, Richard		0	0	0	0	0	0	0	0	0	0	0	0	0	0	0	--
	Team Totals								1	1	2				1			
	TOTALS		13	25	2	5	4	6	9	9	18	5	32	5	6	3	0	80

Deadball Rebounds: 1, 0: 1

Tot FG %: 1st Half: 13-25 .520
3-Pt FG %: 1st Half: 2- 5 .400
FT % : 1st Half: 4- 6 .667

SHHS	11	15
WSHS	14	18

score by quarters

	1st	2nd	OT	OT	Tot
SciH	26				26
WhSt	32				32

OFFICIALS: Gary Conatser, Ted Kessler, Jeb Hartness
Technical Fouls:
Attendance:
Comments: TSSAA Boys' Class AAA State Tournament Quarterfinal

1997 Class AAA State Boys' Basketball Tournament

March 12 - March 15, 1997 · Murphy Center - MTSU - Murfreesboro, TN

Game 1
Thu. Mar. 13 2:30 PM

Pearl Cohn (27-4)	75
Clinton (29-5)	65

Game 2
Thu. Mar. 13 5:15 PM

Brainerd (29-5)	70
Bolton (21-14)	63

Game 3
Thu. Mar. 13 7:00 PM

Cleveland (30-2)	73
Clarksville (23-7)	68

Game 4
Thu. Mar. 13 8:45 PM

Bartlett (34-1)	62
Science Hill (32-4)	51

Game 5
Fri. Mar. 14 7:00 PM

Pearl Cohn	62
Brainerd	66

Game 6
Fri. Mar. 14 8:45 PM

Cleveland	56
Bartlett	53

Game 7
Sat. Mar. 15 7:00 PM

Brainerd	79
Cleveland	87

Cleveland
STATE CHAMPION

OFFICIAL NCAA BASKETBALL BOX SCORE
Science Hill High School (32-5)

Site: Murfreesboro, Tenn.
Date: March 13, 1997

	SHHS (VISITORS)		Total FG	Total AT	3-Pts FG	3-Pts AT	FT	FT AT	Rebounds OF	Rebounds DF	Rebounds To	PF	TP	A	TO	BK	ST	MN
40	Jackson, Roy	f	0	0	0	0	0	0	1	1	2	3	0	0	4	0	1	19
44	Sterbenz, Danny	f	3	6	0	1	1	4	2	2	4	3	7	2	2	0	0	27
52	Talford, T.J.	c	5	7	5	6	0	0	2	3	5	1	15	1	0	0	0	27
22	Goulds, Gabe	g	1	5	0	2	0	0	0	2	2	4	2	2	3	0	1	30
34	Fields, Brad	g	7	13	0	1	3	4	0	4	4	2	17	1	1	0	0	24
12	Dillahunt, Jermaine		2	3	1	2	0	0	0	0	0	2	5	0	0	0	1	15
10	Hairston, B.J.		0	0	0	0	0	0	0	0	0	0	0	0	1	0	0	1
30	Miller, Brian		0	0	0	0	0	0	0	1	1	1	0	0	2	0	0	4
50	Stevens, Demetric		0	0	0	0	0	0	0	0	0	0	0	0	0	0	0	2
21	Lewis, Michael		1	2	0	0	0	0	2	0	2	0	2	0	0	0	0	7
32	Rader, Mike		0	1	0	0	3	4	1	0	1	1	3	0	0	0	0	1
14	Love, Jamar		0	0	0	0	0	0	0	0	0	0	0	0	0	0	1	1
24	Lawrence, Wes		0	0	0	0	0	0	0	0	0	0	0	0	0	0	0	1
41	McConnell, Garrett		0	0	0	0	0	0	0	0	0	0	0	0	0	0	0	1
54	Lyton, Ryan		0	0	0	0	0	0	0	1	1	0	0	0	0	0	0	0+
	Team Totals								1	0	1				1			
	TOTALS		19	37	6	12	7	12	9	14	23	17	51	6	14	0	4	160

Deadball Rebounds: 2, 0: 2

Tot FG %:	1st Half:	12-21	.571	2nd Half: 7-16	.438	Game: .514
3-Pt FG %:	1st Half:	4- 8	.500	2nd Half: 2- 4	.500	Game: .500
FT % :	1st Half:	0- 1	.000	2nd Half: 7-11	.636	Game: .583

Bartlett High School (35-1)

	Bar (HOME)		Total FG	Total AT	3-Pts FG	3-Pts AT	FT	FT AT	Rebounds OF	Rebounds DF	Rebounds To	PF	TP	A	TO	BK	ST	MN
23	Dees, Kevin	f	2	5	1	1	0	0	0	1	1	3	5	4	1	0	3	24
35	Houston, Rick	f	6	12	0	0	6	10	1	5	6	3	18	2	1	0	0	25
40	Longo, Jimmy	c	0	2	0	1	1	2	6	3	9	2	1	1	1	0	0	14
21	Baldridge, Adam	g	1	4	1	4	1	2	0	1	1	1	4	0	1	0	1	16
22	Sanders, Amory	g	7	12	5	10	4	4	3	0	3	2	23	2	1	0	2	29
12	Boyd, Stuart		1	2	1	1	2	2	0	1	1	0	5	1	0	0	0	19
24	Scobey, Chris		0	3	0	3	0	0	0	0	0	0	0	0	1	0	1	14
42	Isaac, Nathan		2	2	0	0	2	3	1	0	1	2	6	0	0	0	0	14
44	Weaver, Daniel		0	0	0	0	0	0	0	0	0	1	0	0	0	0	0	4
10	O'Brien, John		0	0	0	0	0	0	0	0	0	0	0	0	1	0	0	1
50	Boswell, Rico		0	0	0	0	0	0	0	0	0	1	0	0	0	0	0	1
32	Swords, Blake		0	0	0	0	0	0	0	0	0	0	0	0	0	0	0	0+
	Team Totals								1	1	2				0			
	TOTALS		19	42	8	20	16	23	12	12	24	15	62	10	7	0	7	160

Deadball Rebounds: 4, 0: 4

Tot FG %:	1st Half:	12-25	.480	2nd Half: 7-17	.412	Game: .452
3-Pt FG %:	1st Half:	7-14	.500	2nd Half: 1- 6	.167	Game: .400
FT % :	1st Half:	3- 4	.750	2nd Half: 13-19	.684	Game: .696

	1st	2nd	OT	OT	Tot
SHHS	28	23			51
Bar	34	28			62

OFFICIALS: Sam Northcutt, Steve Long, David Mason
Technical Fouls: none
Attendance: TBA
Comments: 1997 TSSAA Class AAA Quarterfinals

SHHS 15 13 6 17
Bar 21 13 11 17

OFFICIAL NCAA BASKETBALL BOX SCORE — FIRST HALF

Science Hill High School

Date: March 13, 1997

SHHS (VISITORS)			Total FG	Total AT	3-Pts FG	3-Pts AT	FT	AT	Rebounds OF	DF	To	PF	TP	A	TO	BK	ST	MN
40	Jackson, Roy	f	0	0	0	0	0	0	0	0	0	1	0	0	2	0	1	15
44	Sterbenz, Danny	f	2	2	0	0	0	0	2	1	3	1	4	0	1	0	0	3
52	Talford, T.J.	c	3	5	3	4	0	0	2	3	5	0	9	0	0	0	0	11
22	Goulds, Gabe	g	1	4	0	2	0	0	0	0	0	1	2	2	1	0	1	16
34	Fields, Brad	g	4	8	0	1	0	1	0	2	2	1	8	0	1	0	0	6
12	Dillahunt, Jermaine		2	2	1	1	0	0	0	0	0	0	5	0	0	0	1	17
10	Hairston, B.J.		0	0	0	0	0	0	0	0	0	0	0	0	1	0	0	--
30	Miller, Brian		0	0	0	0	0	0	0	1	1	0	0	0	1	0	0	10
50	Stevens, Demetric		0	0	0	0	0	0	0	0	0	0	0	0	0	0	0	1
21	Lewis, Michael		0	0	0	0	0	0	0	0	0	0	0	0	0	0	0	1
14	Love, Jamar		0	0	0	0	0	0	0	0	0	0	0	0	0	0	0	--
24	Lawrence, Wes		0	0	0	0	0	0	0	0	0	0	0	0	0	0	0	--
32	Rader, Mike		0	0	0	0	0	0	0	0	0	0	0	0	0	0	0	--
41	McConnell, Garrett		0	0	0	0	0	0	0	0	0	0	0	0	0	0	0	--
54	Lyton, Ryan		0	0	0	0	0	0	0	0	0	0	0	0	0	0	0	--
	Team Totals								0	0	0				1			
	TOTALS		12	21	4	8	0	1	4	7	11	4	28	2	8	0	3	80

Deadball Rebounds: 0, 0: 0

Tot FG %: 1st Half: 12-21 .571
3-Pt FG %: 1st Half: 4- 8 .500
FT % : 1st Half: 0- 1 .000

Bartlett High School

Bar (HOME)			Total FG	Total AT	3-Pts FG	3-Pts AT	FT	AT	Rebounds OF	DF	To	PF	TP	A	TO	BK	ST	MN
23	Dees, Kevin	f	2	4	1	1	0	0	0	0	0	1	5	2	1	0	2	4
35	Houston, Rick	f	3	6	0	0	0	0	1	1	2	2	6	2	1	0	0	12
40	Longo, Jimmy	c	0	1	0	1	1	2	3	2	5	0	1	1	0	0	0	--
21	Baldridge, Adam	g	0	3	0	3	0	0	0	1	1	1	0	0	1	0	0	3
22	Sanders, Amory	g	5	7	5	7	2	2	2	0	2	0	17	1	1	0	1	14
12	Boyd, Stuart		1	2	1	1	0	0	0	1	1	0	3	0	0	0	0	14
24	Scobey, Chris		0	1	0	1	0	0	0	0	0	0	0	0	1	0	1	17
42	Isaac, Nathan		1	1	0	0	0	0	0	0	0	2	2	0	0	0	0	13
44	Weaver, Daniel		0	0	0	0	0	0	0	0	0	0	0	0	0	0	0	3
10	O'Brien, John		0	0	0	0	0	0	0	0	0	0	0	0	0	0	0	--
32	Swords, Blake		0	0	0	0	0	0	0	0	0	0	0	0	0	0	0	--
50	Boswell, Rico		0	0	0	0	0	0	0	0	0	0	0	0	0	0	0	--
	Team Totals								0	1	1				0			
	TOTALS		12	25	7	14	3	4	6	6	12	6	34	6	5	0	4	80

Deadball Rebounds: 1, 0: 1

Tot FG %: 1st Half: 12-25 .480
3-Pt FG %: 1st Half: 7-14 .500
FT % : 1st Half: 3- 4 .750

SHHS 15 13
Bar 21 13

	1st	2nd	OT	OT	Tot
SHHS	28				28
Bar	34				34

OFFICIALS:
Technical Fouls:
Attendance:
Comments: CourtSide(tm) software by CompuSTATS / San Diego, CA (619)296-7834

1996 Class AAA State Boys' Basketball Tournament

March 13 - March 16, 1996 · Murphy Center - MTSU - Murfreesboro, TN

Game 1
Thu. Mar. 14 2:30 PM

Oakland (31-1)	66
Science Hill (33-2)	45

Game 2
Thu. Mar. 14 5:15 PM

Memphis East (26-7)	67
Clarksville (29-4)	52

Game 3
Thu. Mar. 14 7:00 PM

Brainerd (32-3)	63
Clarksville Northwest (28-5)	53

Game 4
Thu. Mar. 14 8:45 PM

White Station (29-5)	60
Oak Ridge (22-8)	51

Game 5
Fri. Mar. 15 7:00 PM

Oakland	56
Memphis East	61

Game 6
Fri. Mar. 15 8:45 PM

Brainerd	54
White Station	62

Game 7
Sat. Mar. 16 7:00 PM

Memphis East	61
White Station	58

Memphis East
STATE CHAMPION

010

OFFICIAL NCAA BASKETBALL BOX SCORE — Site: Murfreesboro, Tenn.

Murfreesboro Oakland High School (32-1) — Date: March 14, 1996

OHS (VISITORS)			Total FG	Total AT	3-Pts FG	3-Pts AT	FT	FT AT	Rebounds OF	Rebounds DF	Rebounds To	PF	TP	A	TO	BK	ST	MN
24	Couey, Michael	f	7	12	6	10	1	4	1	4	5	2	21	1	2	1	0	26
45	King, Gerald	f	2	5	0	2	0	0	2	2	4	5	4	1	0	0	1	14
32	Webb, Derrick	c	3	8	0	0	3	4	4	4	8	2	9	1	2	0	1	29
5	Swader, Ricky	g	3	13	0	0	3	5	2	5	7	2	9	5	0	0	0	29
12	Taylor, John	g	3	5	0	1	2	4	3	2	5	2	8	2	1	0	2	25
4	Shirley, Clay		0	0	0	0	1	2	0	0	0	1	1	0	0	0	0	7
10	Smith, Tony		1	4	0	1	2	2	3	2	5	1	4	2	0	0	0	10
20	Whaley, Ron Joe		3	4	0	0	4	7	1	2	3	3	10	2	0	1	1	18
42	Barnett, Mac		0	0	0	0	0	0	0	0	0	0	0	0	0	0	0	2
52	Robinson, Brent		0	1	0	0	0	0	1	0	1	0	0	0	0	0	0	1
03	Hendrix, Alex		--	--	--	--	--	--	--	--	--	--	--	--	--	--	--	DNP
34	Wright, Morgan		--	--	--	--	--	--	--	--	--	--	--	--	--	--	--	DNP
41	Brindle, Jacob		--	--	--	--	--	--	--	--	--	--	--	--	--	--	--	DNP
44	Jackson, John		--	--	--	--	--	--	--	--	--	--	--	--	--	--	--	DNP
	Team Totals								0	0	0				0			
	TOTALS		22	52	6	14	16	28	17	21	38	18	66	14	5	2	5	160

Deadball Rebounds: 6, 0: 6

Tot FG %:	1st Half:	11-27	.407	2nd Half: 11-25	.440	Game: .423
3-Pt FG %:	1st Half:	4-10	.400	2nd Half: 2- 4	.500	Game: .429
FT % :	1st Half:	2- 3	.667	2nd Half: 14-25	.560	Game: .571

Science Hill High School (33-3)

SHHS (HOME)			Total FG	Total AT	3-Pts FG	3-Pts AT	FT	FT AT	Rebounds OF	Rebounds DF	Rebounds To	PF	TP	A	TO	BK	ST	MN
21	Lewis, Michael	f	0	0	0	0	0	0	0	2	2	0	0	0	0	0	0	11
42	Johnson, Jovann	f	3	7	0	1	3	6	0	3	3	2	9	0	2	0	2	28
54	McHone, Jeremy	c	6	8	0	0	4	7	4	2	6	1	16	0	1	1	0	28
22	Goulds, Gabe	g	1	3	1	2	0	0	1	1	2	3	3	3	2	0	0	22
34	Fields, Brad	g	3	12	0	2	0	0	0	5	5	5	6	2	4	0	0	20
10	Mathes, Bryant		2	2	1	1	0	1	0	1	1	2	5	1	0	0	0	12
12	Dillahunt, Jermaine		1	2	1	1	0	0	1	3	4	2	3	2	0	0	0	10
14	Miller, Brian		0	0	0	0	0	0	0	0	0	0	0	0	1	0	0	1
24	Phillips, Nick		0	1	0	0	0	0	0	0	0	1	0	0	0	0	0	2
30	Ridley, Jared		1	1	1	1	0	0	1	0	1	1	3	0	0	0	0	1
32	Rader, Mike		0	0	0	0	0	0	0	0	0	0	0	0	0	0	0	2
40	Jackson, Roy		0	1	0	0	0	0	0	1	1	2	0	0	0	0	0	4
44	Swafford, Eddie		0	3	0	2	0	0	0	1	1	3	0	0	1	0	0	17
50	McConnell, Garrett		0	0	0	0	0	0	0	0	0	0	0	0	0	0	0	1
52	Talford, T.J.		0	1	0	0	0	0	0	0	0	0	0	0	1	0	0	1
	Team Totals								0	0	0				0			
	TOTALS		17	41	4	10	7	14	7	19	26	22	45	8	12	1	2	160

Deadball Rebounds: 3, 0: 3

Tot FG %:	1st Half:	8-17	.471	2nd Half: 9-24	.375	Game: .415
3-Pt FG %:	1st Half:	2- 5	.400	2nd Half: 2- 5	.400	Game: .400
FT % :	1st Half:	4- 7	.571	2nd Half: 3- 7	.429	Game: .500

	1st	2nd	OT	OT	Tot
OHS	28	38			66
SHHS	22	23			45

OFFICIALS: Ben Tyree, Larry McDaniel, David Gilliam

Technical Fouls: none

Attendance: TBA

Comments: 1996 TSSAA Class AAA Quarterfinals

OHS 14 14 16 22

SHHS 6 16 8 15

010

OFFICIAL NCAA BASKETBALL BOX SCORE - FIRST HALF

Murfreesboro Oakland High School

Date: March 14, 1996

OHS (VISITORS)			Total FG	Total AT	3-Pts FG	3-Pts AT	FT	AT	Rebounds OF	DF	To	PF	TP	A	TO	BK	ST	MN
24	Couey, Michael	f	4	7	4	6	0	0	1	2	3	0	12	1	0	0	0	14
45	King, Gerald	f	2	5	0	2	0	0	1	2	3	3	4	1	0	0	1	8
32	Webb, Derrick	c	2	4	0	0	0	0	2	1	3	2	4	1	1	0	1	16
5	Swader, Ricky	g	1	6	0	0	0	0	1	2	3	0	2	3	0	0	0	16
12	Taylor, John	g	0	2	0	1	1	2	1	0	1	1	1	2	0	0	1	13
3	Hendrix, Alex		0	0	0	0	0	0	0	0	0	0	0	0	0	0	0	--
4	Shirley, Clay		0	0	0	0	0	0	0	0	0	1	0	0	0	0	0	2
10	Smith, Tony		1	2	0	1	0	0	0	0	0	0	2	0	0	0	0	3
20	Whaley, Ron Joe		1	1	0	0	1	1	0	0	0	1	3	2	0	0	0	8
34	Wright, Morgan		0	0	0	0	0	0	0	0	0	0	0	0	0	0	0	--
41	Brindle, Jacob		0	0	0	0	0	0	0	0	0	0	0	0	0	0	0	--
42	Barnett, Mac		0	0	0	0	0	0	0	0	0	0	0	0	0	0	0	--
44	Jackson, John		0	0	0	0	0	0	0	0	0	0	0	0	0	0	0	--
52	Robinson, Brent		0	0	0	0	0	0	0	0	0	0	0	0	0	0	0	--
	Team Totals								0	0	0				0			
	TOTALS		11	27	4	10	2	3	6	7	13	8	28	10	1	0	3	80

Deadball Rebounds: 1, 0: 1

Tot FG %: 1st Half: 11-27 .407
3-Pt FG %: 1st Half: 4-10 .400
FT % : 1st Half: 2- 3 .667

Science Hill High School

SHHS (HOME)			Total FG	Total AT	3-Pts FG	3-Pts AT	FT	AT	Rebounds OF	DF	To	PF	TP	A	TO	BK	ST	MN
21	Lewis, Michael	f	0	0	0	0	0	0	0	2	2	0	0	0	0	0	0	10
42	Johnson, Jovann	f	2	5	0	1	0	0	0	3	3	1	4	0	1	0	1	16
54	McHone, Jeremy	c	3	4	0	0	4	7	3	1	4	0	10	0	0	0	0	14
22	Goulds, Gabe	g	1	1	1	1	0	0	1	0	1	1	3	1	1	0	0	13
34	Fields, Brad	g	1	4	0	1	0	0	0	2	2	2	2	1	4	0	0	10
10	Mathes, Bryant		0	0	0	0	0	0	0	0	0	0	0	0	0	0	0	3
12	Dillahunt, Jermaine		1	1	1	1	0	0	0	0	0	0	3	1	0	0	0	3
14	Miller, Brian		0	0	0	0	0	0	0	0	0	0	0	0	0	0	0	--
24	Phillips, Nick		0	0	0	0	0	0	0	0	0	0	0	0	0	0	0	--
30	Ridley, Jared		0	0	0	0	0	0	0	0	0	0	0	0	0	0	0	--
32	Rader, Mike		0	0	0	0	0	0	0	0	0	0	0	0	0	0	0	--
40	Jackson, Roy		0	1	0	0	0	0	0	1	1	1	0	0	0	0	0	2
44	Swafford, Eddie		0	1	0	1	0	0	0	1	1	1	0	0	1	0	0	9
50	McConnell, Garrett		0	0	0	0	0	0	0	0	0	0	0	0	0	0	0	--
52	Talford, T.J.		0	0	0	0	0	0	0	0	0	0	0	0	0	0	0	--
	Team Totals								0	0	0				0			
	TOTALS		8	17	2	5	4	7	4	10	14	6	22	3	7	0	1	80

Deadball Rebounds: 1, 0: 1

Tot FG %: 1st Half: 8-17 .471
3-Pt FG %: 1st Half: 2- 5 .400
FT % : 1st Half: 4- 7 .571

	1st	2nd	OT	OT	Tot
OHS	28				28
SHHS	22				22

OFFICIALS: Ben Tyree, Larry McDaniel, David Gilliam
Technical Fouls:
Attendance: TBA
Comments: 1996 TSSAA Class AAA Quarterfinals

1995 Class AAA State Boys' Basketball Tournament

March 15 - March 18, 1995 · Murphy Center - MTSU - Murfreesboro, TN

Game 1
Thu. Mar. 16 2:30 PM

Memphis East (30-4)	60
Father Ryan (24-10)	49

Game 2
Thu. Mar. 16 5:15 PM

Science Hill (34-3)	81
Lebanon (28-5)	60

Game 3
Thu. Mar. 16 7:00 PM

Brainerd (32-2)	56
Fairley (28-4)	55

Game 4
Thu. Mar. 16 8:45 PM

Nashville Overton (30-3)	63
Bearden (28-5)	40

Game 5
Fri. Mar. 17 7:00 PM

Memphis East	68
Science Hill	71

Game 6
Fri. Mar. 17 8:45 PM

Brainerd	72
Nashville Overton	48

Game 7
Sat. Mar. 18 7:00 PM

Science Hill	77
Brainerd	56

Science Hill
STATE CHAMPION

010

OFFICIAL NCAA BASKETBALL BOX SCORE

Site: MURFREESBORO, TENN.

Date: March 16, 1995

LEBANON HIGH SCHOOL (28-6)

	LHS (VISITORS)		Total FG	Total AT	3-Pts FG	3-Pts AT	FT	AT	Rebounds OF	DF	To	PF	TP	A	TO	BK	ST	MN
5	REESE, DEMETRIC	f	5	7	0	0	3	4	1	2	3	5	13	2	8	1	3	19
21	SEAY, RON	f	4	5	0	0	3	5	4	6	10	4	11	1	2	1	1	27
32	MAJOR, BRAD	c	3	7	0	1	0	0	2	4	6	3	6	1	2	0	1	29
3	SHANNON, JAMIE	g	6	18	5	13	3	5	2	3	5	2	20	1	8	0	2	31
33	LOVE, LEON	g	4	11	0	5	0	1	1	4	5	4	8	1	6	1	2	25
11	JACKSON, JERMAINE		0	2	0	1	0	1	0	3	3	4	0	1	1	0	2	15
14	BOND, JOE		0	3	0	1	0	2	2	1	3	0	0	1	0	0	0	11
43	WOODROOF, LEVI		0	0	0	0	0	0	0	0	0	1	0	1	1	0	0	2
44	SWAIN, CLINTON		1	2	0	0	0	0	1	0	1	0	2	0	0	0	0	2
04	JOHNSON, CHAD		--	--	--	--	--	--	--	--	--	--	--	--	--	--	--	DNP
12	PORTER, BILL		--	--	--	--	--	--	--	--	--	--	--	--	--	--	--	DNP
13	ALLIGOOD, ARTHUR		--	--	--	--	--	--	--	--	--	--	--	--	--	--	--	DNP
15	MAJOR, JOSH		--	--	--	--	--	--	--	--	--	--	--	--	--	--	--	DNP
22	GRIFFIN, JOEL		--	--	--	--	--	--	--	--	--	--	--	--	--	--	--	DNP
30	HUNTER, JON		--	--	--	--	--	--	--	--	--	--	--	--	--	--	--	DNP
	Team Totals								1	0	1				1			
	TOTALS		23	55	5	21	9	18	14	23	37	23	60	9	29	3	11	160

Deadball Rebounds: 2, 0: 2

Tot FG %:	1st Half:	16-28	.571	2nd Half: 7-27	.259	Game: .418
3-Pt FG %:	1st Half:	5-10	.500	2nd Half: 0-11	.000	Game: .238
FT % :	1st Half:	5-13	.385	2nd Half: 4- 5	.800	Game: .500

SCIENCE HILL HIGH SCHOOL (35-3)

	SHHS (HOME)		Total FG	Total AT	3-Pts FG	3-Pts AT	FT	AT	Rebounds OF	DF	To	PF	TP	A	TO	BK	ST	MN
34	FIELDS, BRAD	f	0	5	0	1	0	1	2	3	5	0	0	2	2	0	3	24
42	JOHNSON, JOVANN	f	10	19	0	1	8	11	7	5	12	2	28	0	3	1	1	28
54	MCHONE, JEREMY	c	1	2	0	0	0	0	0	2	2	3	2	0	1	1	0	8
30	WILLIAMS, ODARIUS	g	2	4	0	0	0	3	1	3	4	4	4	4	3	0	1	18
50	BAILEY, NATHANIEL	g	9	14	4	6	0	0	1	2	3	5	22	2	6	0	4	18
10	MATHES, BRYANT		0	0	0	0	0	0	0	0	0	1	0	0	0	0	0	1
22	GOULDS, GABE		1	2	0	1	0	0	0	0	0	1	2	1	0	0	1	14
24	HARMAN, ANDY		3	10	2	8	0	0	2	1	3	1	8	1	1	0	3	23
40	COLLINS, KATON		5	8	0	0	3	3	3	5	8	3	13	2	4	0	3	23
44	SWAFFORD, EDDIE		0	0	0	0	0	0	0	2	2	1	0	0	0	0	0	4
12	PHILLIPS, NICK		--	--	--	--	--	--	--	--	--	--	--	--	--	--	--	DNP
14	RIDLEY, JARED		--	--	--	--	--	--	--	--	--	--	--	--	--	--	--	DNP
21	LEWIS, MICHAEL		--	--	--	--	--	--	--	--	--	--	--	--	--	--	--	DNP
32	MCKINNEY, RYAN		--	--	--	--	--	--	--	--	--	--	--	--	--	--	--	DNP
52	FAIR, FRED		--	--	--	--	--	--	--	--	--	--	--	--	--	--	--	DNP
			1	2	0	0	0	0	1	1	2	0	2	0	20	2	0	0+
	Team Totals								0	1	1				0			
	TOTALS		32	66	6	18	11	18	17	25	42	21	81	12	20	2	16	160

Deadball Rebounds: 1, 0: 1

Tot FG %:	1st Half:	14-30	.467	2nd Half: 18-36	.500	Game: .485
3-Pt FG %:	1st Half:	2- 6	.333	2nd Half: 4-12	.333	Game: .333
FT % :	1st Half:	5-11	.455	2nd Half: 6- 7	.857	Game: .611

	1st	2nd	OT	OT	Tot
LHS	42	18			60
SHHS	35	46			81

OFFICIALS: EDDIE KESSLER, LARRY OWENS, ANDY GRIFFIN

Technical Fouls: BAILEY,N

Attendance: TBA

Comments: TSSAA AAA QUARTERFINALS

	1	2	3	4	FINAL
Lebanon	21	21	12	6	60
Science Hill	14	21	25	21	81

01
CURRENT STATS - HALFTIME

CompuSTATS / San Diego,CA (619)296-7834

LEBANON HIGH SCHOOL

Date: March 16, 1995

	LHS (VISITORS)		Total-3-pts FG	Total-3-pts AT	3-Pts FG	3-Pts AT	FT	FT AT	Rebounds OF	Rebounds DF	Rebounds To	PF	TP	A	TO	BK	ST	MN
05	REESE,DEMETRIC	f	1	2	0	0	0	1	0	0	0	3*	2	1*	1	1*	3*	8
21	SEAY,RON	f	3	4	0	0	2	3	4*	5*	9*	3*	8	1*	2	0	0	13
32	MAJOR,BRAD	c	2	2	0	0	0	0	1	3	4	0	4	0	0	0	1	15
03	SHANNON,JAMIE	g	6*	11*	5*	7*	3*	5*	0	2	2	1	20*<	1*	5*	0	1	14
33	LOVE,LEON	g	4	7	0	2	0	1	0	1	1	2	8	1*	3	1*	2	12
04	JOHNSON,CHAD		0	0	0	0	0	0	0	0	0	0	0	0	0	0	0	0
11	JACKSON,JERMAINE		0	2	0	1	0	1	0	1	1	3*	0	1*	1	0	2	9
12	PORTER,BILL		0	0	0	0	0	0	0	0	0	0	0	0	0	0	0	0
13	ALLIGOOD,ARTHUR		0	0	0	0	0	0	0	0	0	0	0	0	0	0	0	0
14	BOND,JOE		0	0	0	0	0	2	0	1	1	0	0	0	0	0	0	6
15	MAJOR,JOSH		0	0	0	0	0	0	0	0	0	0	0	0	0	0	0	0
22	GRIFFIN,JOEL		0	0	0	0	0	0	0	0	0	0	0	0	0	0	0	0
30	HUNTER,JON		0	0	0	0	0	0	0	0	0	0	0	0	0	0	0	0
43	WOODROOF,LEVI		0	0	0	0	0	0	0	0	0	1	0	1*	1	0	0	2
44	SWAIN,CLINTON		0	0	0	0	0	0	0	0	0	0	0	0	0	0	0	1
	Team Totals								1	0	1				14			
	TOTALS		16	28	5	10	5	13	6	13	19	13	42	6	14	2	9	80

Deadball Rebounds: 1, 0: 1

Tot FG %:	1st Half:	16-28	.571	2nd Half:	0- 0	.000	Game: .571
3-Pt FG %:	1st Half:	5-10	.500	2nd Half:	0- 0	.000	Game: .500
FT % :	1st Half:	5-13	.385	2nd Half:	0- 0	.000	Game: .385

SCIENCE HILL HIGH SCHOOL

	SHHS (HOME)		Total-3-Pts FG	Total-3-Pts AT	3-Pts FG	3-Pts AT	FT	FT AT	Rebounds OF	Rebounds DF	Rebounds To	PF	TP	A	TO	BK	ST	MN
34	FIELDS,BRAD	f	0	4	0	1	0	1	2	2	4	0	0	2	2	0	1	14
42	JOHNSON,JOVANN	f	5*	10*	0	1	3*	6*	3*	4*	7*	1	13*<	0	2	1*	1	14
54	MCHONE,JEREMY	c	1	2	0	0	0	0	0	1	1	2	2	0	1	0	0	7
30	WILLIAMS,ODARIUS	g	0	2	0	0	0	2	1	2	3	3	0	3*	1	0	1	9
50	BAILEY,NATHANIEL	g	2	4	0	1	0	0	0	0	0	4*	4	0	4*	0	2*	7
10	MATHES,BRYANT		0	0	0	0	0	0	0	0	0	1	0	0	0	0	0	1
12	PHILLIPS,NICK		0	0	0	0	0	0	0	0	0	0	0	0	0	0	0	0
14	RIDLEY,JARED		0	0	0	0	0	0	0	0	0	0	0	0	0	0	0	0
21	LEWIS,MICHAEL		0	0	0	0	0	0	0	0	0	0	0	0	0	0	0	0
22	GOULDS,GABE		1	1	0	0	0	0	0	0	0	1	2	1	0	0	0	8
24	HAMAN,ANDY		3	5	2*	3*	0	0	2	0	2	0	8	0	1	0	2*	11
32	MCKINNEY,RYAN		0	0	0	0	0	0	0	0	0	0	0	0	0	0	0	0
40	COLLINS,KATON		2	2	0	0	2	2	0	2	2	2	6	0	2	0	0	7
44	SWAFFORD,EDDIE		0	0	0	0	0	0	0	1	1	1	0	0	0	0	0	2
52	FAIR,FRED		0	0	0	0	0	0	0	0	0	0	0	0	0	0	0	0
	Team Totals								0	1	1				13			
	TOTALS		14	30	2	6	5	11	8	13	21	15	35	6	13	1	7	80

Deadball Rebounds: 1, 0: 1

Tot FG %:	1st Half:	14-30	.467	2nd Half:	0- 0	.000	Game: .467
3-Pt FG %:	1st Half:	2- 6	.333	2nd Half:	0- 0	.000	Game: .333
FT % :	1st Half:	5-11	.455	2nd Half:	0- 0	.000	Game: .455

* - Denotes high in that category

SHHS: largest lead: 4 No. of leads: 5
LHS : largest lead: 10 No. of leads: 5

Lead Changes: 9 No. of Ties: 0

	1	2
Lebanon	21	21
Science Hill	14	21

010

OFFICIAL NCAA BASKETBALL BOX SCORE — Site: MURFREESBORO, TENN.

SCIENCE HILL HIGH SCHOOL (36-3) — Date: March 17, 1995

SHHS (VISITORS)			Total FG	Total AT	3-Pts FG	3-Pts AT	FT	AT	Rebounds OF	DF	To	PF	TP	A	TO	BK	ST	MN
34	FIELDS, BRAD	f	3	4	1	1	0	0	1	4	5	4	7	0	3	0	2	23
42	JOHNSON, JOVANN	f	4	6	0	0	6	6	1	1	2	5	14	1	4	0	0	20
30	WILLIAMS, ODARIUS	c	1	2	0	0	1	5	1	6	7	2	3	3	0	0	2	23
50	BAILEY, NATHANIEL	g	9	13	2	3	4	5	0	2	2	5	24	2	3	0	1	22
22	GOULDS, GABE	g	0	1	0	1	0	0	0	0	0	3	0	0	2	0	1	17
24	HAMAN, ANDY		3	9	2	8	0	0	1	1	2	2	8	1	0	0	2	20
40	COLLINS, KATON		4	6	0	0	2	3	4	1	5	5	10	3	0	0	2	15
44	SWAFFORD, EDDIE		1	1	1	1	0	0	0	2	2	0	3	0	0	0	0	8
54	MCHONE, JEREMY		0	2	0	0	2	2	0	2	2	1	2	0	1	0	0	11
52	FAIR, FRED		--	--	--	--	--	--	--	--	--	--	--	--	--	--	--	DNP
10	MATHES, BRYANT		--	--	--	--	--	--	--	--	--	--	--	--	--	--	--	DNP
12	PHILLIPS, NICK		--	--	--	--	--	--	--	--	--	--	--	--	--	--	--	DNP
14	RIDLEY, JARED		--	--	--	--	--	--	--	--	--	--	--	--	--	--	--	DNP
21	LEWIS, MICHAEL		--	--	--	--	--	--	--	--	--	--	--	--	--	--	--	DNP
32	MCKINNEY, RYAN		--	--	--	--	--	--	--	--	--	--	--	--	--	--	--	DNP
	Team Totals								0	0	0				0			
	TOTALS		25	45	6	15	15	21	8	19	27	27	71	10	13	0	10	160

Deadball Rebounds: 2, 0: 2

Tot FG %:	1st Half: 15-27	.556	2nd Half: 10-18	.556	Game:	.556
3-Pt FG %:	1st Half: 4- 9	.444	2nd Half: 2- 6	.333	Game:	.400
FT % :	1st Half: 6- 8	.750	2nd Half: 9-13	.692	Game:	.714

MEMPHIS EAST HIGH SCHOOL (31-5)

MEHS (HOME)			Total FG	Total AT	3-Pts FG	3-Pts AT	FT	AT	Rebounds OF	DF	To	PF	TP	A	TO	BK	ST	MN
31	GAINES, DEMARCUS	f	3	6	0	0	1	2	3	2	5	4	7	0	1	0	0	21
45	THOMAS, MARLON	f	4	8	3	3	0	0	0	4	4	0	11	0	2	0	1	31
33	STRONG, MAURICE	c	2	4	0	0	2	3	2	1	3	4	6	0	0	0	0	20
14	HARRIS, TONY	g	7	17	1	5	5	8	1	3	4	4	20	4	2	0	1	30
35	EDWARDS, TERRANCE	g	3	3	0	0	2	3	0	1	1	3	8	2	4	0	2	31
00	MULLINS, TYRONE		0	0	0	0	0	0	0	0	0	0	0	0	0	0	0	1
21	MOSBY, REGINALD		0	1	0	1	4	4	0	2	2	0	4	0	1	0	0	4
51	DAILEY, DERRICK		1	2	0	0	0	0	0	0	0	4	2	1	2	0	0	12
53	LOBBINS, MICHAEL		3	5	0	0	4	5	4	3	7	4	10	1	1	0	0	12
10	WRIGHT, COURTNEY		--	--	--	--	--	--	--	--	--	--	--	--	--	--	--	DNP
11	STEVENSON, ANTONIO		--	--	--	--	--	--	--	--	--	--	--	--	--	--	--	DNP
13	RIVERS, NICK		--	--	--	--	--	--	--	--	--	--	--	--	--	--	--	DNP
15	MANNING, TOBY		--	--	--	--	--	--	--	--	--	--	--	--	--	--	--	DNP
23	GARNER, TERRANCE		--	--	--	--	--	--	--	--	--	--	--	--	--	--	--	DNP
24	JONES, RICO		--	--	--	--	--	--	--	--	--	--	--	--	--	--	--	DNP
	Team Totals								0	0	0				0			
	TOTALS		23	46	4	9	18	25	10	16	26	23	68	8	13	0	4	160

Deadball Rebounds: 1, 0: 1

Tot FG %:	1st Half: 11-22	.500	2nd Half: 12-24	.500	Game:	.500
3-Pt FG %:	1st Half: 1- 5	.200	2nd Half: 3- 4	.750	Game:	.444
FT % :	1st Half: 11-14	.786	2nd Half: 7-11	.636	Game:	.720

	1st	2nd	OT	OT	Tot
SHHS	40	31			71
MEHS	34	34			68

OFFICIALS: TOM STINNETT, JEFF WILKERSON, STEVE CHAUNCY

Technical Fouls: none

Attendance: TBA

Comments: TSSAA AAA SEMIFINALS

	1	2	3	4	Final
Science Hill	21	19	21	10	71
East	16	18	19	15	68

01
CURRENT STATS - HALFTIME CompuSTATS / San Diego,CA (619)296-7834

SCIENCE HILL HIGH SCHOOL Date: March 17, 1995

	SHHS (VISITORS)		FG	AT	FG	AT	FT	AT	OF	DF	To	PF	TP	A	TO	BK	ST	MN
			Total-3-pts						Rebounds									
34	FIELDS,BRAD	f	2	2	1	1	0	0	1	3*	4*	2	5	0	2*	0	1*	10
42	JOHNSON,JOVANN	f	2	2	0	0	2*	2	1	0	1	3*	6	0	1	0	0	9
52	FAIR,FRED	c	0	0	0	0	0	0	0	0	0	0	0	0	0	0	0	0
30	WILLIAMS,ODARIUS	g	0	1	0	0	0	0	0	1	1	2	0	2*	0	0	1*	8
50	BAILEY,NATHANIEL	g	4*	8*	0	1	2*	3*	0	2	2	1	10*<	2*	1	0	1*	14
10	MATHES,BRYANT		0	0	0	0	0	0	0	0	0	0	0	0	0	0	0	0
12	PHILLIPS,NICK		0	0	0	0	0	0	0	0	0	0	0	0	0	0	0	0
14	RIDLEY,JARED		0	0	0	0	0	0	0	0	0	0	0	0	0	0	0	0
21	LEWIS,MICHAEL		0	0	0	0	0	0	0	0	0	0	0	0	0	0	0	0
22	GOULDS,GABE		0	1	0	1	0	0	0	0	0	2	0	0	0	0	1*	7
24	HAMAN,ANDY		2	5	2*	5*	0	0	0	0	0	1	6	1	0	0	1*	10
32	MCKINNEY,RYAN		0	0	0	0	0	0	0	0	0	0	0	0	0	0	0	0
40	COLLINS,KATON		4*	5	0	0	2*	3*	4*	0	4*	2	10*<	2*	0	0	1*	8
44	SWAFFORD,EDDIE		1	1	1	1	0	0	0	1	1	0	3	0	0	0	0	4
54	MCHONE,JEREMY		0	2	0	0	0	0	0	1	1	1	0	0	1	0	0	10
	Team Totals								0	0	0				5			
	TOTALS		15	27	4	9	6	8	6	8	14	14	40	7	5	0	6	80

Deadball Rebounds: 1, 0: 1

Tot FG %:	1st Half: 15-27	.556	2nd Half: 0- 0	.000	Game:	.556
3-Pt FG %:	1st Half: 4- 9	.444	2nd Half: 0- 0	.000	Game:	.444
FT % :	1st Half: 6- 8	.750	2nd Half: 0- 0	.000	Game:	.750

MEMPHIS EAST HIGH SCHOOL

	MEHS (HOME)		FG	AT	FG	AT	FT	AT	OF	DF	To	PF	TP	A	TO	BK	ST	MN
			Total-3-Pts						Rebounds									
31	GAINES,DEMARCUS	f	1	2	0	0	0	0	1	0	1	2*	2	0	1	0	0	10
45	THOMAS,MARLON	f	2	3	1*	1	0	0	0	2	2	0	5	0	2*	0	0	16
33	STRONG,MAURICE	c	1	3	0	0	2	2	1	1	2	2*	4	0	0	0	0	11
14	HARRIS,TONY	g	2	8*	0	4*	5*	6*	0	1	1	2*	9*<	0	0	0	1*	16
35	EDWARDS,TERRANCE	g	3*	3	0	0	2	3	0	0	0	2*	8	1*	1	0	1*	16
00	MULLINS,TYRONE		0	0	0	0	0	0	0	0	0	0	0	0	0	0	0	0
10	WRIGHT,COURTNEY		0	0	0	0	0	0	0	0	0	0	0	0	0	0	0	0
11	STEVENSON,ANTONIO		0	0	0	0	0	0	0	0	0	0	0	0	0	0	0	0
13	RIVERS,NICK		0	0	0	0	0	0	0	0	0	0	0	0	0	0	0	0
15	MANNING,TOBY		0	0	0	0	0	0	0	0	0	0	0	0	0	0	0	0
21	MOSBY,REGINALD		0	0	0	0	0	0	0	0	0	0	0	0	0	0	0	0
23	GARNER,TERRANCE		0	0	0	0	0	0	0	0	0	0	0	0	0	0	0	0
24	JONES,RICO		0	0	0	0	0	0	0	0	0	0	0	0	0	0	0	0
51	DAILEY,DERRICK		1	1	0	0	0	0	0	0	0	1	2	0	1	0	0	6
53	LOBBINS,MICHAEL		1	2	0	0	2	3	3*	3*	6*	1	4	0	1	0	0	5
	Team Totals								0	0	0				6			
	TOTALS		11	22	1	5	11	14	5	7	12	10	34	1	6	0	2	80

Deadball Rebounds: 1, 0: 1

Tot FG %:	1st Half: 11-22	.500	2nd Half: 0- 0	.000	Game:	.500
3-Pt FG %:	1st Half: 1- 5	.200	2nd Half: 0- 0	.000	Game:	.200
FT % :	1st Half: 11-14	.786	2nd Half: 0- 0	.000	Game:	.786

* - Denotes high in that category

MEHS: largest lead: 4 No. of leads: 3
SHHS: largest lead: 10 No. of leads: 2

Lead Changes: 3 No. of Ties: 1

	1	2
Science Hill	21	19
East	16	18

010

OFFICIAL NCAA BASKETBALL BOX SCORE — Site: MURFREESBORO, TENN.

BRAINERD HIGH SCHOOL (34-3) — Date: March 18, 1995

BHS (VISITORS)			Total FG	Total AT	3-Pts FG	3-Pts AT	FT	FT AT	Rebounds OF	Rebounds DF	Rebounds To	PF	TP	A	TO	BK	ST	MN
4	SMITH, MARK	f	8	13	0	0	0	1	5	3	8	2	16	1	4	3	2	30
22	SMITH, D'ANGELO	f	5	13	2	10	9	13	1	2	3	2	21	6	4	0	0	30
42	BLACK, CORNELIUS	c	0	1	0	0	2	2	1	2	3	4	2	0	2	1	2	20
5	WALKER, HARRIS	g	2	6	0	1	0	2	0	0	0	5	4	1	3	0	0	22
10	GOODMAN, JOHNNY	g	6	14	0	5	0	2	2	6	8	2	12	0	4	0	2	32-
12	HINTON, DARRELL		0	0	0	0	1	2	1	3	4	2	1	0	1	0	0	11
24	DAVIS, ANDRE		0	1	0	0	0	0	1	0	1	1	0	2	1	0	0	10
32	SKIPWORTH, REGGIE		0	1	0	1	0	0	1	1	2	2	0	0	1	0	1	5
20	KING, ERIC		0	1	0	1	0	0	0	0	0	0	0	0	0	0	0	0+
30	PERRYMAN, JaMICHAEL		0	1	0	0	0	0	0	0	0	0	0	0	0	0	1	0+
34	DANIELS, JOHN		0	1	0	0	0	0	1	0	1	1	0	0	0	0	0	0+
40	GREER, COREY		0	0	0	0	0	0	0	0	0	0	0	0	0	0	0	0+
	Team Totals								0	1	1				0			
	TOTALS		21	52	2	18	12	22	13	18	31	21	56	10	20	4	8	160

Deadball Rebounds: 8, 0: 8

Tot FG %:	1st Half: 13-22	.591	2nd Half: 8-30	.267	Game: .404
3-Pt FG %:	1st Half: 1- 3	.333	2nd Half: 1-15	.067	Game: .111
FT % :	1st Half: 3- 9	.333	2nd Half: 9-13	.692	Game: .545

SCIENCE HILL HIGH SCHOOL (37-3)

SHHS (HOME)			Total FG	Total AT	3-Pts FG	3-Pts AT	FT	FT AT	Rebounds OF	Rebounds DF	Rebounds To	PF	TP	A	TO	BK	ST	MN
34	FIELDS, BRAD	f	8	8	3	3	0	1	1	3	4	1	19	4	1	0	2	29
42	JOHNSON, JOVANN	f	7	10	0	0	3	6	0	2	2	5	17	2	1	0	0	25
54	MCHONE, JEREMY	c	1	1	0	0	0	0	3	6	9	3	2	0	0	0	0	20
30	WILLIAMS, ODARIUS	g	2	4	0	1	0	0	0	2	2	1	4	5	3	0	1	26
50	BAILEY, NATHANIEL	g	8	15	3	7	9	10	0	1	1	2	28	6	3	0	1	28
12	PHILLIPS, NICK		0	0	0	0	0	0	0	0	0	0	0	0	0	0	0	1
22	GOULDS, GABE		1	1	1	1	0	0	0	1	1	0	3	2	0	0	1	7
24	HARMAN, ANDY		1	3	1	3	0	0	0	0	0	0	3	1	4	0	0	10
40	COLLINS, KATON		0	4	0	0	0	1	1	1	2	4	0	1	0	0	1	11
44	SWAFFORD, EDDIE		0	0	0	0	0	0	0	0	0	1	0	0	0	0	0	2
52	FAIR, FRED		0	1	0	1	0	0	0	0	0	0	0	0	0	0	0	1
10	MATHES, BRYANT		0	0	0	0	0	0	0	0	0	0	0	0	1	0	0	0+
14	RIDLEY, JARED		--	--	--	--	--	--	--	--	--	--	--	--	--	--	--	DNP
21	LEWIS, MICHAEL		0	0	0	0	0	0	1	3	4	0	0	0	1	0	0	0+
32	MCKINNEY, RYAN		0	1	0	0	1	2	1	0	1	0	1	0	0	0	0	0+
	Team Totals								0	1	1				0			
	TOTALS		28	48	8	16	13	20	7	20	27	17	77	21	14	0	6	160

Deadball Rebounds: 2, 0: 2

Tot FG %:	1st Half: 15-24	.625	2nd Half: 13-24	.542	Game: .583
3-Pt FG %:	1st Half: 6-12	.500	2nd Half: 2- 4	.500	Game: .500
FT % :	1st Half: 5- 5	1.000	2nd Half: 8-15	.533	Game: .650

	1st	2nd	OT	OT	Tot
BHS	30	26			56
SHHS	41	36			77

OFFICIALS: DOUG SEALS, ANDY GRIFFIN, LAVON WORKS

Technical Fouls: SHHS COACH

Attendance: 9332

Comments: TSSAA AAA CHAMPIONSHIPS

	1	2	3	4	FINAL
Brainerd	19	11	13	13	56
Science Hill	23	18	16	20	77

01
CURRENT STATS - HALFTIME CompuSTATS / San Diego,CA (619)296-7834

BRAINERD HIGH SCHOOL Date: March 18, 1995

	BHS (VISITORS)		FG	AT	FG	AT	FT	AT	OF	DF	To	PF	TP	A	TO	BK	ST	MN
			Total-3-pts						Rebounds									
04	SMITH,MARK	f	5*	7*	0	0	0	1	1*	1	2	2	10*<	0	2	0	2*	15
22	SMITH,D'ANGELO	f	3	3	1*	1	1	2*	1*	1	2	2	8	5*	2	0	0	14
42	BLACK,CORNELIUS	c	0	1	0	0	2*	2*	1*	2	3*	1	2	0	2	0	2*	12
05	WALKER,HARRIS	g	2	4	0	0	0	2*	0	0	0	3*	4	1	2	0	0	15
10	GOODMAN,JOHNNY	g	3	7*	0	2*	0	2*	0	3*	3*	0	6	0	3*	0	2*	16
12	HINTON,DARRELL		0	0	0	0	0	0	1*	0	1	0	0	0	0	0	0	5
20	KING,ERIC		0	0	0	0	0	0	0	0	0	0	0	0	0	0	0	0
24	DAVIS,ANDRE		0	0	0	0	0	0	0	0	0	0	0	0	0	0	0	1
30	PERRYMAN,JaMICHAEL		0	0	0	0	0	0	0	0	0	0	0	0	0	0	0	0
32	SKIPWORTH,REGGIE		0	0	0	0	0	0	0	0	0	0	0	0	0	0	0	2
34	DANIELS,JOHN		0	0	0	0	0	0	0	0	0	0	0	0	0	0	0	0
40	GREER,COREY		0	0	0	0	0	0	0	0	0	0	0	0	0	0	0	0
	Team Totals								0	0	0				11			
	TOTALS		13	22	1	3	3	9	4	7	11	8	30	6	11	0	6	80

Deadball Rebounds: 5, 0: 5

Tot FG %:	1st Half:	13-22 .591	2nd Half:	0- 0 .000	Game:	.591
3-Pt FG %:	1st Half:	1- 3 .333	2nd Half:	0- 0 .000	Game:	.333
FT % :	1st Half:	3- 9 .333	2nd Half:	0- 0 .000	Game:	.333

SCIENCE HILL HIGH SCHOOL

	SHHS (HOME)		FG	AT	FG	AT	FT	AT	OF	DF	To	PF	TP	A	TO	BK	ST	MN
			Total-3-Pts						Rebounds									
34	FIELDS,BRAD	f	6*	6	3*	3	0	0	0	1	1	1	15*<	2	1	0	0	15
42	JOHNSON,JOVANN	f	4	6	0	0	0	0	0	0	0	2	8	2	1	0	0	13
54	MCHONE,JEREMY	c	0	0	0	0	0	0	2*	4*	6*	3*	0	0	0	0	0	12
30	WILLIAMS,ODARIUS	g	0	2	0	1	0	0	0	1	1	0	0	2	2*	0	1*	13
50	BAILEY,NATHANIEL	g	4	8*	2	6*	5*	5*	0	0	0	0	15*<	4*	2*	0	1*	14
10	MATHES,BRYANT		0	0	0	0	0	0	0	0	0	0	0	0	0	0	0	0
12	PHILLIPS,NICK		0	0	0	0	0	0	0	0	0	0	0	0	0	0	0	0
14	RIDLEY,JARED		0	0	0	0	0	0	0	0	0	0	0	0	0	0	0	0
21	LEWIS,MICHAEL		0	0	0	0	0	0	0	0	0	0	0	0	0	0	0	0
22	GOULDS,GABE		1	1	1	1	0	0	0	0	0	0	3	1	0	0	1*	3
24	HARMAN,ANDY		0	1	0	1	0	0	0	0	0	0	0	1	1	0	0	6
32	MCKINNEY,RYAN		0	0	0	0	0	0	0	0	0	0	0	0	0	0	0	0
40	COLLINS,KATON		0	0	0	0	0	0	0	0	0	3*	0	0	0	0	0	1
44	SWAFFORD,EDDIE		0	0	0	0	0	0	0	0	0	0	0	0	0	0	0	3
52	FAIR,FRED		0	0	0	0	0	0	0	0	0	0	0	0	0	0	0	0
	Team Totals								0	0	0				7			
	TOTALS		15	24	6	12	5	5	2	6	8	9	41	12	7	0	3	80

Deadball Rebounds: 0, 0: 0

Tot FG %:	1st Half:	15-24 .625	2nd Half:	0- 0 .000	Game:	.625
3-Pt FG %:	1st Half:	6-12 .500	2nd Half:	0- 0 .000	Game:	.500
FT % :	1st Half:	5- 5 1.000	2nd Half:	0- 0 .000	Game:	1.000

* - Denotes high in that category

SHHS: largest lead: 13 No. of leads: 1
BHS : largest lead: 2 No. of leads: 1

Lead Changes: 0 No. of Ties: 1

	1	2
Brainerd	19	11
Science Hill	23	18

1994 Class AAA State Boys' Basketball Tournament

March 16 - March 19, 1994 · Murphy Center - MTSU - Murfreesboro, TN

Game 1
Thu. Mar. 17 2:30 PM

Memphis East (24-7)	60
Columbia (32-1)	59

Game 2
Thu. Mar. 17 5:15 PM

Nashville Overton (29-3)	71
Bolton (18-16)	57

Game 3
Thu. Mar. 17 7:00 PM

Science Hill (34-2)	66
Bearden (31-2)	63

Game 4
Thu. Mar. 17 8:45 PM

MBA (34-2)	60
Oakland (30-2)	55

Game 5
Fri. Mar. 18 7:00 PM

Memphis East	78
Nashville Overton	81

Game 6
Fri. Mar. 18 8:45 PM

Science Hill	83
MBA	70

Game 7
Sat. Mar. 19 7:00 PM

Nashville Overton	62
Science Hill	79

Science Hill
STATE CHAMPION

OFFICIAL NCAA BASKETBALL BOX SCORE
Science Hill High School (35-2)

Site: Murfreesboro, Tenn.
Date: March 17, 1994

SHHS (VISITORS)			Total FG	Total AT	3-Pts FG	3-Pts AT	FT	AT	Rebounds OF	DF	To	PF	TP	A	TO	BK	ST	MN
21	Swartz, Jay Jay	f	2	4	0	0	0	0	1	0	1	3	4	0	3	0	1	25
32	Carroll, Wayne	f	1	5	0	0	4	4	1	4	5	0	6	2	0	0	4	25
42	Johnson, Jovann	c	7	11	0	0	5	8	3	3	6	2	19	1	4	0	0	26
14	Williams, Rob	g	6	11	0	0	3	4	0	1	1	3	15	6	2	0	7	24
30	Williams, Odarius	g	0	3	0	1	0	0	2	2	4	4	0	2	2	0	2	18
12	Bailey, Nathaniel		1	5	0	2	6	8	0	0	0	1	8	1	2	0	1	14
24	Harman, Andy		3	3	3	3	0	0	0	0	0	2	9	0	2	0	0	10
34	Fields, Wayne		0	0	0	0	1	2	0	0	0	1	1	0	1	0	1	7
40	Collins, Katon		2	2	0	0	0	0	0	0	0	3	4	1	0	0	2	10
10	Crowe, John		--	--	--	--	--	--	--	--	--	--	--	--	--	--	--	DNP
22	Goulds, Gabe		--	--	--	--	--	--	--	--	--	--	--	--	--	--	--	DNP
44	Hudson, Tim		--	--	--	--	--	--	--	--	--	--	--	--	--	--	--	DNP
50	Bachman, Tyrone		--	--	--	--	--	--	--	--	--	--	--	--	--	--	--	DNP
52	Fair, Fred		--	--	--	--	--	--	--	--	--	--	--	--	--	--	--	DNP
54	McHone, Jeremy		--	--	--	--	--	--	--	--	--	--	--	--	--	--	--	DNP
	Team Totals								1	1	2				0			
	TOTALS		22	44	3	6	19	26	8	11	19	19	66	13	16	0	18	160

Deadball Rebounds: 3, 0: 3

Tot FG %:	1st Half:	14-26	.538	2nd Half: 8-18	.444	Game: .500
3-Pt FG %:	1st Half:	2- 5	.400	2nd Half: 1- 1	1.000	Game: .500
FT % :	1st Half:	9-11	.818	2nd Half: 10-15	.667	Game: .731

Knoxville Bearden High School (31-3)

BEHS (HOME)			Total FG	Total AT	3-Pts FG	3-Pts AT	FT	AT	Rebounds OF	DF	To	PF	TP	A	TO	BK	ST	MN
12	Emery, Turner	f	3	5	2	3	1	2	1	1	2	5	9	7	6	0	2	29
23	Clay, Rodgers	f	5	6	0	0	0	0	2	4	6	4	10	3	8	0	2	27
10	Bradley, Mike	c	0	0	0	0	2	2	1	1	2	2	2	3	2	0	1	18
32	Karnes, Jared	g	10	12	1	1	3	5	1	4	5	4	24	2	5	0	0	29
40	Allen, Shawn	g	4	7	0	0	0	2	2	3	5	4	8	2	1	0	1	27
20	Kerr, Matt		0	3	0	1	0	0	0	0	0	0	0	0	0	0	1	7
50	French, Patrick		0	1	0	1	0	0	1	0	1	0	0	2	0	0	0	4
55	Davis, Chad		4	4	0	0	2	4	0	4	4	1	10	2	2	1	0	19
15	Rector, Jason		0	0	0	0	0	0	0	0	0	1	0	0	0	0	0	0+
30	Clemmons, Michael		--	--	--	--	--	--	--	--	--	--	--	--	--	--	--	DNP
34	Knopff, Justin		0	0	0	0	0	0	0	0	0	0	0	0	0	0	0	0+
43	Dearstone, Mic		--	--	--	--	--	--	--	--	--	--	--	--	--	--	--	DNP
	Team Totals								0	1	1				0			
	TOTALS		26	38	3	6	8	15	8	18	26	21	63	21	24	1	7	160

Deadball Rebounds: 0, 0: 0

Tot FG %:	1st Half:	13-21	.619	2nd Half: 13-17	.765	Game: .684
3-Pt FG %:	1st Half:	1- 4	.250	2nd Half: 2- 2	1.000	Game: .500
FT % :	1st Half:	2- 6	.333	2nd Half: 6- 9	.667	Game: .533

	1st	2nd	OT	OT	Tot
SHHS	39	27			66
BEHS	29	34			63

OFFICIALS: Winston Ford, Joe Chilton, David Mason
Technical Fouls: none
Attendance: TBA
Comments: TSSAA State Tournament

	1	2	3	4
Science Hill	19	20	11	16
Bearden	15	14	16	18

CURRENT STATS - HALFTIME

CompuSTATS / San Diego,CA (619)296-7834

Science Hill High School

Date: March 17, 1994

	SHHS (VISITORS)		FG	AT	FG	AT	FT	AT	OF	DF	To	PF	TP	A	TO	BK	ST	MN
			Total-3-pts						Rebounds									
21	Swartz,Jay Jay	f	0	1	0	0	0	0	1*	0	1	0	0	0	2*/	0	1	12
32	Carroll,Wayne	f	1	2	0	0	2	2	1*	4*	5*	0	4	2	0	0	2	15
42	Johnson,Jovann	c	5*	7*	0	0	3*	3	1*	1	2	2*	13*<	1	1	0	0	12
14	Williams,Rob	g	4	6	0	0	2	2	0	1	1	1	10	4*	1	0	6*	12
30	Williams,Odarius	g	0	3	0	1	0	0	1*	2	3	2*	0	0	2*	0	1	10
10	Crowe,John		0	0	0	0	0	0	0	0	0	0	0	0	0	0	0	0
12	Bailey,Nathaniel		1	4	0	2*	2	4*	0	0	0	1	4	0	2*	0	0	7
22	Goulds,Gabe		0	0	0	0	0	0	0	0	0	0	0	0	0	0	0	0
24	Harman,Andy		2	2	2*	2*	0	0	0	0	0	2*	6	0	1	0	0	5
34	Fields,Wayne		0	0	0	0	0	0	0	0	0	1	0	0	1	0	0	4
40	Collins,Katon		1	1	0	0	0	0	0	0	0	1	2	0	0	0	0	3
44	Hudson,Tim		0	0	0	0	0	0	0	0	0	0	0	0	0	0	0	0
50	Bachman,Tyrone		0	0	0	0	0	0	0	0	0	0	0	0	0	0	0	0
52	Fair,Fred		0	0	0	0	0	0	0	0	0	0	0	0	0	0	0	0
54	McHone,Jeremy		0	0	0	0	0	0	0	0	0	0	0	0	0	0	0	0
	Team Totals								0	0	0				10			
	TOTALS		14	26	2	5	9	11	4	8	12	10	39	7	10	0	10	80

Deadball Rebounds: 1, 0: 1

Tot FG %:	1st Half:	14-26	.538	2nd Half:	0- 0	.000	Game:	.538
3-Pt FG %:	1st Half:	2- 5	.400	2nd Half:	0- 0	.000	Game:	.400
FT % :	1st Half:	9-11	.818	2nd Half:	0- 0	.000	Game:	.818

Knoxville Bearden High School

	BEHS (HOME)		FG	AT	FG	AT	FT	AT	OF	DF	To	PF	TP	A	TO	BK	ST	MN
			Total-3-Pts						Rebounds									
12	Emery,Turner	f	1	2	1*	2*	1*	2*	1	1	2	1	4	3*	3	0	1*	15
23	Clay,Rodgers	f	2	3	0	0	0	0	2*	3*	5*	1	4	1	7*	0	1*	11
10	Bradley,Mike	c	0	0	0	0	0	0	1	1	2	1	0	1	1	0	1*	13
32	Karnes,Jared	g	5*	6*	0	0	0	1	0	2	2	3*	10*<	0	3	0	0	14
40	Allen,Shawn	g	2	3	0	0	0	1	0	1	1	3*	4	2	0	0	1*	12
15	Rector,Jason		0	0	0	0	0	0	0	0	0	0	0	0	0	0	0	0
20	Kerr,Matt		0	3	0	1	0	0	0	0	0	0	0	0	0	0	1*	4
30	Clemmons,Michael		0	0	0	0	0	0	0	0	0	0	0	0	0	0	0	0
34	Knopff,Justin		0	0	0	0	0	0	0	0	0	0	0	0	0	0	0	0
43	Dearstone,Mic		0	0	0	0	0	0	0	0	0	0	0	0	0	0	0	0
50	French,Patrick		0	1	0	1	0	0	0	0	0	0	0	2	0	0	0	4
55	Davis,Chad		3	3	0	0	1*	2*	0	0	0	1	7	1	1	0	0	7
	Team Totals								0	1	1				15			
	TOTALS		13	21	1	4	2	6	4	9	13	10	29	10	15	0	5	80

Deadball Rebounds: 0, 0: 0

Tot FG %:	1st Half:	13-21	.619	2nd Half:	0- 0	.000	Game:	.619
3-Pt FG %:	1st Half:	1- 4	.250	2nd Half:	0- 0	.000	Game:	.250
FT % :	1st Half:	2- 6	.333	2nd Half:	0- 0	.000	Game:	.333

* - Denotes high in that category

BEHS: largest lead: 3 No. of leads: 1
SHHS: largest lead: 10 No. of leads: 3

Lead Changes: 1 No. of Ties: 2

	1	2	H
Science Hill	19	20	39
Bearden	15	14	29

OFFICIAL NCAA BASKETBALL BOX SCORE
Montgomery Bell Academy (29-6)

Site: Murfreesboro, Tenn.
Date: March 18, 1994

	MBA (VISITORS)		Total FG	Total AT	3-Pts FG	3-Pts AT	FT	FT AT	Rebounds OF	Rebounds DF	Rebounds To	PF	TP	A	TO	BK	ST	MN
30	Henderson, Jonathan	f	2	4	1	3	2	2	2	1	3	5	7	0	2	0	0	16
35	Welhoelter, Rob	f	2	4	0	2	5	8	1	5	6	3	9	5	3	0	1	26
55	Coles, Will	c	6	9	0	0	2	2	2	4	6	5	14	0	2	1	0	18
12	Barrett, Andy	g	5	15	3	11	3	5	1	6	7	4	16	2	4	0	1	32
14	Corbett, Ben	g	3	8	3	5	3	3	1	4	5	4	12	2	3	0	0	30
10	Martin, Grant		0	0	0	0	0	0	0	0	0	0	0	0	0	0	0	1
20	Morrissey, Ted		1	1	0	0	0	2	0	1	1	3	2	0	3	0	1	14
22	Godwin, Michael		2	4	1	3	0	0	1	0	1	2	5	0	2	0	0	6
24	Verner, Logan		0	0	0	0	0	0	0	0	0	2	0	0	1	0	0	4
33	Allen, Russ		1	2	0	0	1	3	1	3	4	4	3	0	0	0	0	8
40	Osborn, Brent		0	0	0	0	0	0	0	0	0	1	0	0	0	0	0	1
52	Dunkerley, Mark		1	1	0	0	0	2	0	0	0	5	2	0	0	0	0	5
50	Cermak, Allen		0	0	0	0	0	0	0	0	0	0	0	0	0	0	0	0+
	Team Totals								2	2	4				0			
	TOTALS		23	48	8	24	16	27	11	26	37	38	70	9	20	1	3	160

Deadball Rebounds: 1, 0: 1

Tot FG %:	1st Half:	10-19	.526	2nd Half: 13-29	.448	Game: .479
3-Pt FG %:	1st Half:	3- 8	.375	2nd Half: 5-16	.313	Game: .333
FT % :	1st Half:	8-14	.571	2nd Half: 8-13	.615	Game: .593

Science Hill High School (36-2)

	SHHS (HOME)		Total FG	Total AT	3-Pts FG	3-Pts AT	FT	FT AT	Rebounds OF	Rebounds DF	Rebounds To	PF	TP	A	TO	BK	ST	MN
21	Swartz, Jay Jay	f	1	4	1	2	6	8	2	2	4	4	9	0	2	0	3	23
32	Carroll, Wayne	f	2	6	0	0	6	6	2	8	10	2	10	1	1	0	1	24
42	Johnson, Jovann	c	5	8	0	0	8	11	3	1	4	4	18	0	2	0	1	24
14	Williams, Rob	g	2	6	0	2	4	5	1	3	4	3	8	1	4	0	0	17
30	Williams, Odarius	g	3	7	0	0	3	5	4	2	6	4	9	3	1	1	4	21
12	Bailey, Nathaniel		3	8	1	2	2	5	1	1	2	4	9	2	5	0	2	19
24	Harman, Andy		2	4	2	3	0	2	0	1	1	0	6	0	1	0	0	12
34	Fields, Wayne		1	2	0	0	0	0	0	1	1	0	2	2	1	0	0	4
40	Collins, Katon		4	6	0	0	1	3	3	4	7	2	9	1	0	0	1	15
44	Hudson, Tim		0	0	0	0	0	0	0	0	0	0	0	0	0	0	0	1
10	Crowe, John		0	0	0	0	1	2	0	0	0	0	1	0	0	0	0	0+
22	Goulds, Gabe		0	0	0	0	2	2	0	0	0	0	2	0	0	0	0	0+
50	Bachman, Tyrone		0	0	0	0	0	0	0	0	0	0	0	0	0	0	0	0+
52	Fair, Fred		0	0	0	0	0	0	0	0	0	0	0	0	0	0	0	0+
54	McHone, Jeremy		0	0	0	0	0	1	0	1	1	0	0	0	0	0	0	0+
	Team Totals								0	0	0				0			
	TOTALS		23	51	4	9	33	50	16	24	40	23	83	10	17	1	12	160

Deadball Rebounds: 3, 0: 3

Tot FG %:	1st Half:	13-33	.394	2nd Half: 10-18	.556	Game: .451
3-Pt FG %:	1st Half:	2- 4	.500	2nd Half: 2- 5	.400	Game: .444
FT % :	1st Half:	14-17	.824	2nd Half: 19-33	.576	Game: .660

	1st	2nd	OT	OT	Tot
MBA	31	39			70
SHHS	42	41			83

OFFICIALS: Winston Ford, Joe Chilton, John Hall
Technical Fouls: MBA Coach Bowers
Attendance: 5832
Comments: TSSAA State Tournament

	1	2	3	4	F
MBA	19	12	13	26	70
Science Hill	21	21	18	23	83

CURRENT STATS - HALFTIME CompuSTATS / San Diego,CA (619)296-783

Montgomery Bell Academy Date: March 18, 1994

MBA (VISITORS)		Total FG	Total AT	3-pts FG	3-pts AT	FT	FT AT	Rebounds OF	Rebounds DF	Rebounds To	PF	TP	A	TO	BK	ST	MN
30 Henderson,Jonathan	f	1	2	0	1	0	0	1	0	1	0	2	0	1	0	0	8
35 Welhoelter,Rob	f	0	1	0	1	3*	4*	0	2	2	1	3	4*	2	0	0	13
55 Coles,Will	c	5*	7*	0	0	2	2	2*	4*	6*	3	12*<	0	2	0	0	11
12 Barrett,Andy	g	1	3	1	3*	0	1	0	3	3	3	3	1	3*	0	0	16
14 Corbett,Ben	g	2	4	2*	3*	2	2	0	2	2	2	8	0	1	0	0	14
10 Martin,Grant		0	0	0	0	0	0	0	0	0	0	0	0	0	0	0	0
20 Morrissey,Ted		0	0	0	0	0	0	0	0	0	0	0	0	1	0	0	8
22 Godwin,Michael		0	0	0	0	0	0	0	0	0	0	0	0	0	0	0	0
24 Verner,Logan		0	0	0	0	0	0	0	0	0	0	0	0	0	0	0	2
33 Allen,Russ		0	1	0	0	1	3	1	1	2	2	1	0	0	0	0	4
40 Osborn,Brent		0	0	0	0	0	0	0	0	0	0	0	0	0	0	0	0
50 Cermak,Allen		0	0	0	0	0	0	0	0	0	0	0	0	0	0	0	0
52 Dunkerley,Mark		1	1	0	0	0	2	0	0	0	4*	2	0	0	0	0	4
Team Totals								0	1	1				10			
TOTALS		10	19	3	8	8	14	4	13	17	15	31	5	10	0	0	80

Deadball Rebounds: 1, 0: 1

Tot FG %:	1st Half:	10-19	.526	2nd Half:	0- 0	.000	Game:	.526
3-Pt FG %:	1st Half:	3- 8	.375	2nd Half:	0- 0	.000	Game:	.375
FT % :	1st Half:	8-14	.571	2nd Half:	0- 0	.000	Game:	.571

Science Hill High School

SHHS (HOME)		Total FG	Total AT	3-Pts FG	3-Pts AT	FT	FT AT	Rebounds OF	Rebounds DF	Rebounds To	PF	TP	A	TO	BK	ST	MN
21 Swartz,Jay Jay	f	0	3	0	1*	6*	6	1	0	1	1	6	0	0	0	0	13
32 Carroll,Wayne	f	1	4	0	0	2	2	1	2	3	2	4	0	1	0	1	13
42 Johnson,Jovann	c	4*	7*	0	0	4	7*	2*	1	3	3*	12*<	0	1	0	0	8
14 Williams,Rob	g	1	4	0	1*	1	1	1	2	3	2	3	1	1	0	0	12
30 Williams,Odarius	g	1	5	0	0	0	0	1	0	1	1	2	3*	0	1*	3*	9
10 Crowe,John		0	0	0	0	0	0	0	0	0	0	0	0	0	0	0	0
12 Bailey,Nathaniel		2	4	1*	1*	0	0	1	0	1	2	5	1	2*	0	2	7
22 Goulds,Gabe		0	0	0	0	0	0	0	0	0	0	0	0	0	0	0	0
24 Harman,Andy		1	1	1*	1*	0	0	0	1	1	0	3	0	0	0	0	5
34 Fields,Wayne		0	1	0	0	0	0	0	0	0	0	0	1	0	0	0	2
40 Collins,Katon		3	4	0	0	1	1	2*	4*	6*	1	7	1	0	0	1	10
44 Hudson,Tim		0	0	0	0	0	0	0	0	0	0	0	0	0	0	0	1
50 Bachman,Tyrone		0	0	0	0	0	0	0	0	0	0	0	0	0	0	0	0
52 Fair,Fred		0	0	0	0	0	0	0	0	0	0	0	0	0	0	0	0
54 McHone,Jeremy		0	0	0	0	0	0	0	0	0	0	0	0	0	0	0	0
Team Totals								0	0	0				5			
TOTALS		13	33	2	4	14	17	9	10	19	12	42	7	5	1	7	80

Deadball Rebounds: 1, 0: 1

Tot FG %:	1st Half:	13-33	.394	2nd Half:	0- 0	.000	Game:	.394
3-Pt FG %:	1st Half:	2- 4	.500	2nd Half:	0- 0	.000	Game:	.500
FT % :	1st Half:	14-17	.824	2nd Half:	0- 0	.000	Game:	.824

* - Denotes high in that category

SHHS: largest lead: 17 No. of leads: 3
MBA : largest lead: 2 No. of leads: 1

Lead Changes: 0 No. of Ties: 3

	1	2	H
MBA	19	12	31
Science Hill	21	21	42

OFFICIAL NCAA BASKETBALL BOX SCORE

Site: Murfreesboro, Tenn.

Date: March 19, 1994

Science Hill High School (37-2)

	SHHS (VISITORS)		Total FG	Total AT	3-Pts FG	3-Pts AT	FT	FT AT	Rebounds OF	Rebounds DF	Rebounds To	PF	TP	A	TO	BK	ST	MN
21	Swartz, Jay Jay	f	2	5	2	2	0	1	0	3	3	2	6	2	2	0	1	25
32	Carroll, Wayne	f	2	5	0	0	2	4	1	4	5	3	6	3	1	1	2	20
42	Johnson, Jovann	c	4	9	0	1	5	6	1	2	3	1	13	1	2	0	1	22
14	Williams, Rob	g	3	7	0	0	0	0	1	0	1	3	6	5	2	0	4	23
30	Williams, Odarius	g	8	10	0	0	0	0	0	3	3	0	16	1	2	0	7	22
12	Bailey, Nathaniel		0	2	0	1	1	2	0	0	0	4	1	5	1	0	1	10
24	Harman, Andy		4	7	4	7	0	0	0	1	1	0	12	0	3	0	2	11
34	Fields, Wayne		1	2	0	0	0	0	0	0	0	0	2	3	2	0	0	5
40	Collins, Katon		4	6	0	0	2	5	3	3	6	4	10	0	0	0	2	15
44	Hudson, Tim		2	3	0	0	0	0	0	0	0	0	4	0	0	0	0	6
50	Bachman, Tyrone		1	1	1	1	0	0	0	0	0	1	3	1	1	0	0	1
10	Crowe, John		0	0	0	0	0	0	0	1	1	0	0	1	0	0	0	0+
22	Goulds, Gabe		0	0	0	0	0	0	0	0	0	0	0	0	0	0	0	0+
52	Fair, Fred		0	0	0	0	0	0	0	0	0	0	0	0	0	0	0	0+
54	McHone, Jeremy		0	0	0	0	0	0	0	1	1	0	0	0	0	0	0	0+
	Team Totals								2	0	2				0			
	TOTALS		31	57	7	12	10	18	8	18	26	18	79	22	16	1	20	160

Deadball Rebounds: 5, 0: 5

Tot. FG %:	1st Half:	15-27	.556	2nd Half:	16-30	.533	Game: .544
3-Pt FG %:	1st Half:	3- 6	.500	2nd Half:	4- 6	.667	Game: .583
FT % :	1st Half:	8-14	.571	2nd Half:	2- 4	.500	Game: .556

John Overton High School (31-4)

	JOHS (HOME)		Total FG	Total AT	3-Pts FG	3-Pts AT	FT	FT AT	Rebounds OF	Rebounds DF	Rebounds To	PF	TP	A	TO	BK	ST	MN
33	Hamilton, Jason	f	0	3	0	0	0	0	0	0	0	1	0	0	3	0	0	14
35	Tillman, Royale	f	6	12	1	3	1	1	2	3	5	4	14	3	6	0	2	23
15	Wharton, Brandon	c	4	11	0	1	2	2	2	4	6	4	10	3	5	0	0	30
23	Freck, Andy	g	3	6	0	0	1	2	2	1	3	1	7	2	6	0	2	19
45	Watkins, Brian	g	8	13	0	1	0	0	2	6	8	3	16	0	4	5	1	31
13	Tant, Troy		2	3	0	1	3	4	1	1	2	1	7	1	4	0	0	20
14	Lockridge, Jason		0	0	0	0	1	2	0	0	0	0	1	0	0	0	0	1
24	Hight, Chris		1	2	0	1	0	0	0	3	3	2	2	2	0	0	0	12
25	Gentry, Chris		2	2	0	0	1	2	1	1	2	0	5	0	1	1	0	8
43	McHugh, Gabe		0	0	0	0	0	0	0	0	0	0	0	0	0	0	0	1
44	Davis, Matt		0	1	0	0	0	0	0	0	0	0	0	0	0	0	0	1
34	Moon, Jamil		0	1	0	0	0	0	1	0	1	0	0	0	0	0	0	0+
	Team Totals								2	1	3				0			
	TOTALS		26	54	1	7	9	13	13	20	33	16	62	11	29	6	5	160

Deadball Rebounds: 1, 1: 2

Tot FG %:	1st Half:	15-25	.600	2nd Half:	11-29	.379	Game: .481
3-Pt FG %:	1st Half:	0- 1	.000	2nd Half:	1- 6	.167	Game: .143
FT % :	1st Half:	7- 9	.778	2nd Half:	2- 4	.500	Game: .692

	1st	2nd	OT	OT	Tot
SHHS	41	38			79
JOHS	37	25			62

OFFICIALS: Larry McDaniels, Tim Gattis, Frank Hammonds

Technical Fouls: none

Attendance: 9193

Comments: O.WILLIAMS TIES RECORD MOST STEALS GAME -7 SHHS SETS TEAM 20 RECORD

STeals 50 Tournament

	1	2	3	4	F
Science Hill	24	17	19	19	79
Overton	12	25	7	18	62

CURRENT STATS - HALFTIME CompuSTATS / San Diego,CA (619)296-783

Science Hill High School Date: March 19, 1994

SHHS (VISITORS)		FG	AT	FG	AT	FT	AT	OF	DF	To	PF	TP	A	TO	BK	ST	MN
		Total		3-pts				Rebounds									
21 Swartz,Jay Jay	f	2	3	2*	2*	0	1	0	1	1	2	6	0	1	0	1	11
32 Carroll,Wayne	f	1	1	0	0	2	4	0	1	1	2	4	3*	0	1*	1	11
42 Johnson,Jovann	c	1	5*	0	1	5*	6*	1*	1	2*	1	7	1	1	0	0	12
14 Williams,Rob	g	2	4	0	0	0	0	1*	0	1	1	4	0	1	0	1	12
30 Williams,Odarius	g	4*	5*	0	0	0	0	0	2*	2*	0	8*<	1	2*	0	6*	12
10 Crowe,John		0	0	0	0	0	0	0	0	0	0	0	0	0	0	0	0
12 Bailey,Nathaniel		0	1	0	1	0	0	0	0	0	2	0	3*	1	0	1	6
22 Goulds,Gabe		0	0	0	0	0	0	0	0	0	0	0	0	0	0	0	0
24 Harman,Andy		1	2	1	2*	0	0	0	0	0	0	3	0	0	0	1	4
34 Fields,Wayne		1	1	0	0	0	0	0	0	0	0	2	3*	2*	0	0	3
40 Collins,Katon		1	3	0	0	1	3	0	1	1	3*	3	0	0	0	0	4
44 Hudson,Tim		2	2	0	0	0	0	0	0	0	0	4	0	0	0	0	5
50 Bachman,Tyrone		0	0	0	0	0	0	0	0	0	0	0	0	0	0	0	0
52 Fair,Fred		0	0	0	0	0	0	0	0	0	0	0	0	0	0	0	0
54 McHone,Jeremy		0	0	0	0	0	0	0	0	0	0	0	0	0	0	0	0
Team Totals								1	0	1				8			
TOTALS		15	27	3	6	8	14	3	6	9	11	41	11	8	1	11	80

Deadball Rebounds: 4, 0: 4

Tot FG %:	1st Half:	15-27	.556	2nd Half:	0- 0	.000	Game:	.556
3-Pt FG %:	1st Half:	3- 6	.500	2nd Half:	0- 0	.000	Game:	.500
FT % :	1st Half:	8-14	.571	2nd Half:	0- 0	.000	Game:	.571

John Overton High School

JOHS (HOME)		FG	AT	FG	AT	FT	AT	OF	DF	To	PF	TP	A	TO	BK	ST	MN
		Total		3-Pts				Rebounds									
33 Hamilton,Jason	f	0	2	0	0	0	0	0	0	0	1	0	0	1	0	0	10
35 Tillman,Royale	f	4	7*	0	0	1	1	1*	2	3	3*	9	2*	5*	0	2*	12
15 Wharton,Brandon	c	1	3	0	0	2	2	1*	4*	5*	2	4	1	4	0	0	15
23 Freck,Andy	g	2	3	0	0	0	0	0	1	1	1	4	2*	3	0	0	10
45 Watkins,Brian	g	6*	7*	0	0	0	0	1*	1	2	2	12*<	0	2	3*	1	16
13 Tant,Troy		1	2	0	1*	3*	4*	1*	1	2	1	5	0	2	0	0	8
14 Lockridge,Jason		0	0	0	0	0	0	0	0	0	0	0	0	0	0	0	0
24 Hight,Chris		1	1	0	0	0	0	0	2	2	1	2	2*	0	0	0	6
25 Gentry,Chris		0	0	0	0	1	2	0	0	0	0	1	0	0	0	0	3
34 Moon,Jamil		0	0	0	0	0	0	0	0	0	0	0	0	0	0	0	0
43 McHugh,Gabe		0	0	0	0	0	0	0	0	0	0	0	0	0	0	0	0
44 Davis,Matt		0	0	0	0	0	0	0	0	0	0	0	0	0	0	0	0
Team Totals								1	0	1				17			
TOTALS		15	25	0	1	7	9	5	11	16	11	37	7	17	3	3	80

Deadball Rebounds: 1, 0: 1

Tot FG %:	1st Half:	15-25	.600	2nd Half:	0- 0	.000	Game:	.600
3-Pt FG %:	1st Half:	0- 1	.000	2nd Half:	0- 0	.000	Game:	.000
FT % :	1st Half:	7- 9	.778	2nd Half:	0- 0	.000	Game:	.778

* - Denotes high in that category

JOHS: largest lead: 4 No. of leads: 3
SHHS: largest lead: 18 No. of leads: 1

Lead Changes: 0 No. of Ties: 3

	1	2	H
Science Hill -	24	17	41
Overton -	12	25	37

1993 Class AAA State Boys' Basketball Tournament

March 17 - March 20, 1993 · Murphy Center - MTSU - Murfreesboro, TN

Game 1
Thu. Mar. 18 2:30 PM

Science Hill (29-6)	61
Nashville Overton (28-5)	57

Game 2
Thu. Mar. 18 5:15 PM

Columbia (27-5)	72
Bolton (26-9)	67

Game 3
Thu. Mar. 18 7:00 PM

Oakland (29-3)	64
Whites Creek (27-7)	54

Game 4
Thu. Mar. 18 8:45 PM

Fairley (34-1)	75
Dobyns Bennett (35-1)	60

Game 5
Fri. Mar. 19 7:00 PM

Science Hill	68
Columbia	74

Game 6
Fri. Mar. 19 8:45 PM

Oakland	59
Fairley	65

Game 7
Sat. Mar. 20 8:00 PM

Columbia	71
Fairley	91

Fairley
STATE CHAMPION

Boys AAA

OFFICIAL NCAA BASKETBALL BOX SCORE 03-17-93 MURFREESBORO
Licensed To: Middle Tennessee FINAL BOX

VISITORS: OVERTON 28-6

NO	PLAYER	FG	FGA	3P	3PA	FT	FTA	OR	DR	TOT	PF	PTS	A	TO	BLK	S	MIN
11	BRANDON WHORTEN	5	10	2	4	3	4	1	0	1	1	15	5	3	0	0	29
22	JAY HARIS	0	0	0	0	2	2	0	0	0	3	2	3	1	0	1	20
31	CHRIS LADD	4	8	1	4	1	2	2	4	6	3	10	2	8	1	1	31
40	JAMES AVRIL	4	6	0	0	2	5	3	7	10	2	10	1	0	1	0	26
41	BRIAN WATKINS	6	11	0	2	0	1	3	5	8	4	12	0	1	4	0	31
32	JASON HAMILTON	DNP- CC															
30	CHRIS BYFORD	DNP- CC															
03	CHRIS HIGHT	DNP- CC															
12	ANDY FRECK	DNP- CC															
20	TONY LANE	1	4	0	0	0	1	1	1	2	2	2	1	1	0	0	10
21	JEFF LOCKRIDGE	2	3	2	2	0	0	0	0	0	1	6	0	0	0	0	13
10	TROY TANT	DNP- CC															
01	NICK VUKADINOVICH	DNP- CC															
02	CHRIS GENTRY	DNP- CC															
42	BOYD GARRETT	DNP- CC															
	TEAM							0	0	0				0			
	TOTALS	22	42	5	12	8	15	10	17	27	16	57	12	14	6	2	160

TOTAL FG %	1st Half	54.2	2nd Half	50.0	OT	Game	52.4	DEADBALL	
3 PT FG %	1st Half	14.3	2nd Half	80.0	OT	Game	41.7	REBOUNDS	2
FT %	1st Half	66.7	2nd Half	44.4	OT	Game	53.3		

HOME: SCIENCE HILL 30-6

NO	PLAYER	FG	FGA	3P	3PA	FT	FTA	OR	DR	TOT	PF	PTS	A	TO	BLK	S	MIN
14	ROB WILLIAMS	4	9	0	0	0	0	0	2	2	3	8	2	2	0	1	27
21	JAY JAY SWARTZ	6	10	3	5	3	5	2	0	2	3	18	0	3	0	2	26
30	ODERIUS WILLIAMS	0	3	0	1	0	0	2	1	3	1	0	1	0	0	2	15
32	WAYNE CARROLL	2	7	0	0	0	0	2	1	3	3	4	0	1	0	0	14
50	BRANDON WATTS	3	6	0	0	4	5	3	2	5	2	10	0	0	0	0	26
40	KATON COLLINS	0	0	0	0	0	0	0	0	0	0	0	0	0	0	0	2
52	TERRY COPELAND	DNP- CC															
54	FRED FAIR	DNP- CC															
24	ANDY HARMON	0	0	0	0	0	0	0	1	1	0	0	0	0	0	0	0
42	JOVANN JOHNSON	3	5	0	0	3	4	0	4	4	3	9	0	2	0	1	21
34	CHRIS PRICE	5	8	0	0	2	3	0	2	2	1	12	1	3	0	0	23
12	NATHANIEL BAILEY	DNP- CC															
10	FRED CHARLES	0	0	0	0	0	0	0	1	1	1	0	0	0	0	0	5
22	TYRONE BACHMAN	DNP- CC															
44	BRIAN CARTER	0	0	0	0	0	0	0	0	0	0	0	0	1	0	0	1
	TEAM							2	1	3				0			
	TOTALS	23	48	3	6	12	17	11	15	26	17	61	4	12	0	6	160

TOTAL FG %	1st Half	43.3	2nd Half	55.6	OT	Game	47.9	DEADBALL	
3 PT FG %	1st Half	60.0	2nd Half	0.0	OT	Game	50.0	REBOUNDS	2
FT %	1st Half	66.7	2nd Half	72.7	OT	Game	70.6		

Technical Fouls: 0
Attendance: 5,545

OFFICIALS
#0- JOHN MACON
#0- BARRY MATHIS
#0- CHARLIE QUALLS

SCORE BY PERIODS	1	2	OT	OT	OT	FINAL
OVERTON	31	26				57
SCIENCE HILL	33	28				61

BOYS AAA

OFFICIAL NCAA BASKETBALL BOX SCORE 03-17-93 MURFREESBORO
Licensed To: Middle Tennessee

FIRST HALF

VISITORS: OVERTON

NO	PLAYER	FG	FGA	3P	3PA	FT	FTA	OR	DR	TOT	PF	PTS	A	TO	BLK	S	MIN
11	BRANDON WHORTEN	4	7	1	3	0	0	1	0	1	0	9	2	3	0	0	16
22	JAY HARIS	0	0	0	0	2	2	0	0	0	2	2	2	0	0	0	10
31	CHRIS LADD	2	5	0	2	0	0	2	3	5	1	4	1	5	1	0	15
40	JAMES AVRIL	2	3	0	0	2	3	2	4	6	1	6	1	0	0	0	12
41	BRIAN WATKINS	4	7	0	2	0	0	1	4	5	1	8	0	0	3	0	15
32	JASON HAMILTON	DNP-															
30	CHRIS BYFORD	DNP-															
03	CHRIS HIGHT	DNP-															
12	ANDY FRECK	DNP-															
20	TONY LANE	1	2	0	0	0	1	1	1	2	2	2	0	1	0	0	5
21	JEFF LOCKRIDGE	0	0	0	0	0	0	0	0	0	0	0	0	0	0	0	7
10	TROY TANT	DNP-															
01	NICK VUKADINOVICH	DNP-															
02	CHRIS GENTRY	DNP-															
42	BOYD GARRETT	DNP-															
	TEAM							0	0	0				0			
	TOTALS	13	24	1	7	4	6	7	12	19	7	31	6	9	4	0	80

TOTAL FG %	1st Half	54.2	2nd Half	OT	Game	54.2	DEADBALL	
3 PT FG %	1st Half	14.3	2nd Half	OT	Game	14.3	REBOUNDS	0
FT %	1st Half	66.7	2nd Half	OT	Game	66.7		

HOME: SCIENCE HILL

NO	PLAYER	FG	FGA	3P	3PA	FT	FTA	OR	DR	TOT	PF	PTS	A	TO	BLK	S	MIN
14	ROB WILLIAMS	4	8	0	0	0	0	0	0	0	1	8	2	0	0	0	13
21	JAY JAY SWARTZ	3	5	3	4	0	0	0	0	0	1	9	0	1	0	2	12
30	ODERIUS WILLIAMS	0	3	0	1	0	0	2	1	3	1	0	1	0	0	1	9
32	WAYNE CARROLL	0	5	0	0	0	0	2	0	2	2	0	0	0	0	0	8
50	BRANDON WATTS	2	3	0	0	2	3	1	1	2	0	6	0	0	0	0	14
40	KATON COLLINS	DNP-															
52	TERRY COPELAND	DNP-															
54	FRED FAIR	DNP-															
24	ANDY HARMON	0	0	0	0	0	0	0	1	1	0	0	0	0	0	0	0
42	JOVANN JOHNSON	2	3	0	0	2	3	0	1	1	2	6	0	0	0	0	9
34	CHRIS PRICE	2	3	0	0	0	0	0	0	0	0	4	1	0	0	0	11
12	NATHANIEL BAILEY	DNP-															
10	FRED CHARLES	0	0	0	0	0	0	0	1	1	1	0	0	0	0	0	3
22	TYRONE BACHMAN	0	0	0	0	0	0	0	0	0	0	0	0	0	0	0	0
44	BRIAN CARTER	0	0	0	0	0	0	0	0	0	0	0	0	1	0	0	1
	TEAM							1	1	2				0			
	TOTALS	13	30	3	5	4	6	6	6	12	8	33	4	2	0	3	80

TOTAL FG %	1st Half	43.3	2nd Half	OT	Game	43.3	DEADBALL	
3 PT FG %	1st Half	60.0	2nd Half	OT	Game	60.0	REBOUNDS	1
FT %	1st Half	66.7	2nd Half	OT	Game	66.7		

Technical Fouls: 0
Attendance:

OFFICIALS
#0- JOHN MACON
#0- BARRY MATHIS
#0- CHARLIE QUALLS

SCORE BY PERIODS	1	2	OT	OT	OT	FINAL
OVERTON	31					31
SCIENCE HILL	33					33

OFFICIAL NCAA BASKETBALL BOX SCORE 03-19-93 MURFREESBORO
Licensed To: Middle Tennessee

FINAL BOX

VISITORS: COLUMBIA 29-5

NO	PLAYER	FG	FGA	3P	3PA	FT	FTA	OR	DR	TOT	PF	PTS	A	TO	BLK	S	MIN
10	KENNY ALDERSON	3	7	0	2	2	2	1	2	3	1	8	1	4	0	2	19
14	RONNIE PILLOW	8	16	0	2	5	8	4	3	7	3	21	0	3	0	3	31
23	TRAVIS LEWIS	1	3	0	0	1	4	0	2	2	1	3	6	5	0	3	27
24	TREMAINE COOPER	5	8	0	1	7	13	0	3	3	4	17	1	7	0	2	30
33	RICO ALDERSON	5	8	0	0	8	10	4	4	8	3	18	0	3	3	0	29
22	AXEL IGLESIAS	DNP- CC															
44	MARVIN KELSEY	0	0	0	0	0	0	0	0	0	1	0	0	0	1	0	3
15	TIJUAN DIAL	3	4	1	1	0	0	1	1	2	3	7	0	2	1	0	21
30	CLIFTON McNIGHT	DNP- CC															
34	CEDRIC NEAL	DNP- CC															
40	MAURICE PATRICK	DNP- CC															
54	SENECA DUKE	DNP- CC															
12	TIMMY SEWELL	DNP- CC															
52	CAMEROON WEBSTER	DNP- CC															
20	SHAWNE WRIGHT	DNP- CC															
	TEAM							2	0	2			0				
	TOTALS	25	46	1	6	23	37	12	15	27	16	74	8	24	5	10	160

TOTAL FG %	1st Half	46.4	2nd Half	66.7	OT	Game	54.3	DEADBALL
3 PT FG %	1st Half	20.0	2nd Half	0.0	OT	Game	16.7	REBOUNDS 2
FT %	1st Half	77.8	2nd Half	57.1	OT	Game	62.2	

HOME: SCIENCE HILL 30-7

NO	PLAYER	FG	FGA	3P	3PA	FT	FTA	OR	DR	TOT	PF	PTS	A	TO	BLK	S	MIN
14	ROB WILLIAMS	2	6	0	0	0	0	1	2	3	5	4	1	7	0	0	17
21	JAY JAY SWARTZ	5	9	3	7	4	4	0	5	5	4	17	1	1	0	0	18
30	ODERIUS WILLIAMS	1	3	0	0	1	4	1	4	5	4	3	1	4	0	0	22
32	WAYNE CARROLL	5	7	0	0	0	0	1	4	5	2	10	0	2	1	0	22
50	BRANDON WATTS	0	6	0	0	0	0	2	1	3	1	0	0	1	0	0	14
40	KATON COLLINS	DNP- CC															
52	TERRY COPELAND	DNP- CC															
54	FRED FAIR	0	0	0	0	0	0	0	1	1	0	0	0	0	1	0	0
24	ANDY HARMON	2	2	1	1	0	0	0	1	1	0	5	0	0	0	0	0
42	JOVANN JOHNSON	8	9	0	0	2	2	4	1	5	5	18	0	3	0	1	24
34	CHRIS PRICE	5	8	0	1	1	1	1	0	1	3	11	1	4	0	2	24
12	NATHANIEL BAILEY	0	1	0	1	0	0	0	0	0	1	0	1	0	0	1	1
10	FRED CHARLES	0	1	0	0	0	1	0	1	1	5	0	4	4	0	1	14
22	TYRONE BACHMAN	0	0	0	0	0	0	0	0	0	2	0	0	0	0	0	4
44	BRIAN CARTER	0	0	0	0	0	0	0	1	1	0	0	0	0	0	0	0
	TEAM							1	0	1			0				
	TOTALS	28	52	4	10	8	12	11	21	32	32	68	9	26	2	5	160

TOTAL FG %	1st Half	55.6	2nd Half	52.0	OT	Game	53.8	DEADBALL
3 PT FG %	1st Half	66.7	2nd Half	28.6	OT	Game	40.0	REBOUNDS 2
FT %	1st Half	66.7	2nd Half	66.7	OT	Game	66.7	

Technical Fouls: 0
Attendance: TBA

OFFICIALS
#0- ANTINIO PETTY
#0- ROY DILL
#0- BOBBY FERRELL

SCORE BY PERIODS	1	2	OT	OT	OT	FINAL
COLUMBIA	34	40				74
SCIENCE HILL	34	34				68

TECHNICAL FOULS: 1 2 3 4 Fin

OFFICIAL NCAA BASKETBALL BOX SCORE 03-19-93 MURFREESBORO
Licensed To: Middle Tennessee FIRST HALF

VISITORS: COLUMBIA

NO	PLAYER	FG	FGA	3P	3PA	FT	FTA	OR	DR	TOT	PF	PTS	A	TO	BLK	S	MIN
10	KENNY ALDERSON	1	5	0	2	0	0	0	1	1	0	2	0	1	0	1	11
14	RONNIE PILLOW	4	8	0	1	0	0	0	2	2	0	8	0	1	0	2	16
23	TRAVIS LEWIS	1	3	0	0	0	0	0	1	1	0	2	4	2	0	1	13
24	TREMAINE COOPER	3	5	0	1	1	3	0	1	1	1	7	0	4	0	0	14
33	RICO ALDERSON	2	4	0	0	6	6	3	1	4	2	10	0	2	1	0	13
22	AXEL IGLESIAS	DNP-															
44	MARVIN KELSEY	0	0	0	0	0	0	0	0	0	1	0	0	0	1	0	3
15	TIJUAN DIAL	2	3	1	1	0	0	1	1	2	1	5	0	1	1	0	10
30	CLIFTON McNIGHT	DNP-															
34	CEDRIC NEAL	DNP-															
40	MAURICE PATRICK	DNP-															
54	SENECA DUKE	DNP-															
12	TIMMY SEWELL	DNP-															
52	CAMEROON WEBSTER	DNP-															
20	SHAWNE WRIGHT	DNP-															
	TEAM							2	0	2				0			
	TOTALS	13	28	1	5	7	9	6	7	13	5	34	4	11	3	4	80

TOTAL FG %	1st Half	46.4	2nd Half	OT	Game	46.4	DEADBALL
3 PT FG %	1st Half	20.0	2nd Half	OT	Game	20.0	REBOUNDS 1
FT %	1st Half	77.8	2nd Half	OT	Game	77.8	

HOME: SCIENCE HILL

NO	PLAYER	FG	FGA	3P	3PA	FT	FTA	OR	DR	TOT	PF	PTS	A	TO	BLK	S	MIN
14	ROB WILLIAMS	1	4	0	0	0	0	1	2	3	1	2	1	3	0	0	10
21	JAY JAY SWARTZ	2	3	2	3	0	0	0	1	1	2	6	1	0	0	0	6
30	ODERIUS WILLIAMS	1	1	0	0	1	2	0	3	3	2	3	0	3	0	0	11
32	WAYNE CARROLL	4	5	0	0	0	0	1	2	3	2	8	0	0	1	0	11
50	BRANDON WATTS	0	6	0	0	0	0	2	1	3	1	0	0	0	0	0	10
40	KATON COLLINS	DNP-															
52	TERRY COPELAND	DNP-															
54	FRED FAIR	DNP-															
24	ANDY HARMON	1	1	0	0	0	0	0	0	0	0	2	0	0	0	0	0
42	JOVANN JOHNSON	4	4	0	0	0	0	0	0	0	1	8	0	1	0	0	11
34	CHRIS PRICE	2	3	0	0	1	1	1	0	1	0	5	1	3	0	0	12
12	NATHANIEL BAILEY	DNP-															
10	FRED CHARLES	0	0	0	0	0	0	0	1	1	0	0	2	1	0	0	6
22	TYRONE BACHMAN	0	0	0	0	0	0	0	0	0	1	0	0	0	0	0	3
44	BRIAN CARTER	DNP-															
	TEAM							0	0	0				0			
	TOTALS	15	27	2	3	2	3	5	10	15	10	34	5	11	1	0	80

TOTAL FG %	1st Half	55.6	2nd Half	OT	Game	55.6	DEADBALL
3 PT FG %	1st Half	66.7	2nd Half	OT	Game	66.7	REBOUNDS 1
FT %	1st Half	66.7	2nd Half	OT	Game	66.7	

Technical Fouls: 0
Attendance:

OFFICIALS
#0- ANTINIO PETTY
#0- ROY DILL
#0- BOBBY FERRELL

SCORE BY PERIODS	1	2	OT	OT	OT	FINAL
COLUMBIA	34					34
SCIENCE HILL	34					34

1991 Class AAA State Boys' Basketball Tournament

March 20 - March 23, 1991 · Murphy Center - MTSU - Murfreesboro, TN

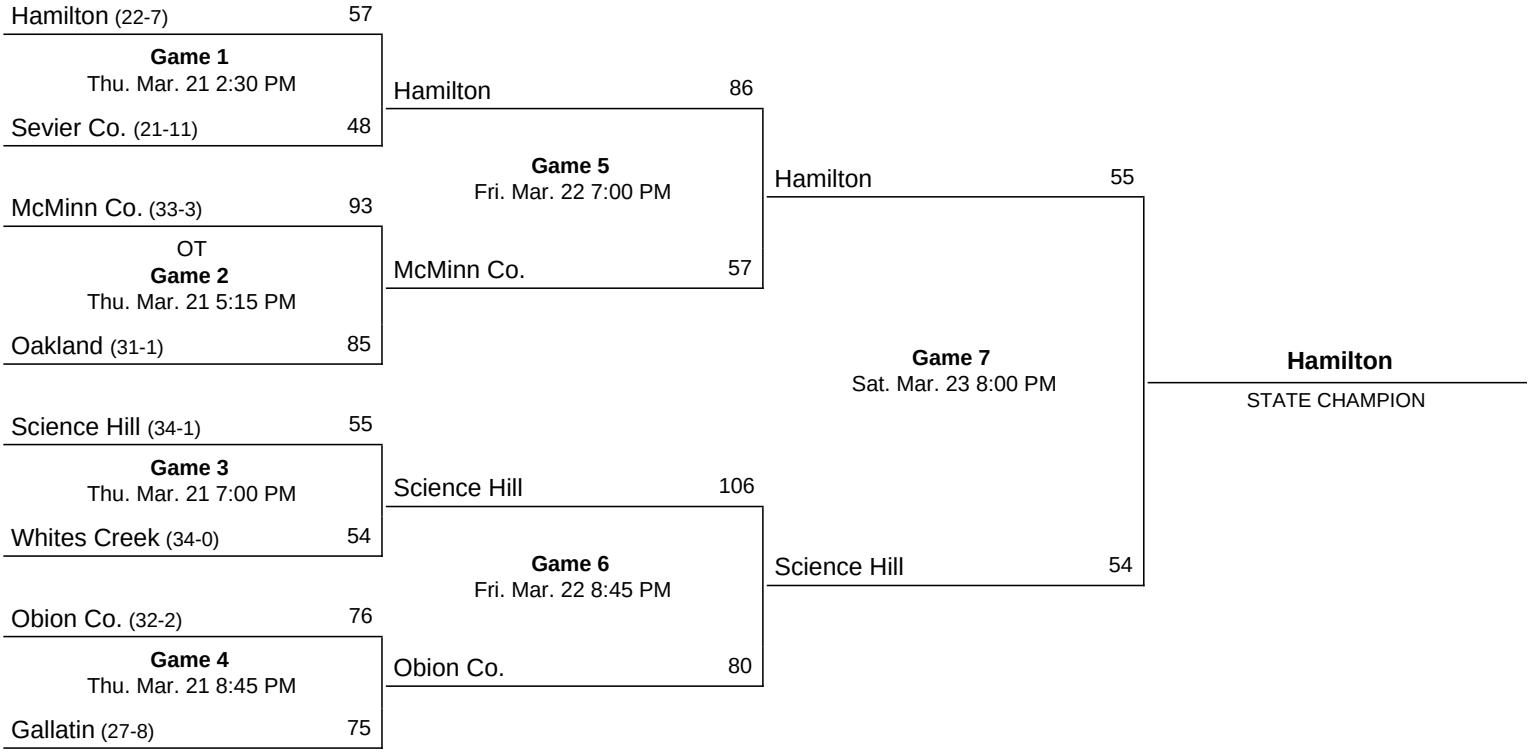

FINAL

OFFICIAL NCAA® BASKETBALL BOX SCORE

Date 21 MARCH Site MURFREESBORO, TN

VISITORS (Last name, first) (Indicate starters with an asterisk)

No.	WHITES CREEK	Total FG FG	Total FG FGA	3-point FG	3-point FGA	FT	FTA	Rebounds Off.	Rebounds Def.	Rebounds Tot.	PF	TP	A	TO	BLK	S	MIN
12	FRIERSON	1	5	0	0	0	2	1	0	1	3	2	2	4	0	1	
22	RUCKER	3	10	0	1	6	6	0	1	1	1	12	2	2	0	1	
24	JOHNS	5	9	2	4	5	6	2	3	5	1	17	2	1	0	1	
32	SIMMS	2	5	0	1	0	0	4	2	6	5	4	0	2	0	0	
42	VAUGHN	5	14	0	0	4	8	6	6	12	4	14	0	2	3	0	
10	CARTER										X						
14	McFARLAND	0	1	0	0	0	0	1	1	2	2	0	1	1	0	1	
20	WOODS	1	5	0	0	0	1	2	2	4	2	2	0	0	0	1	
30	HAYWOOD																
34	LACKEY																
40	SLUSHER	1	1	0	0	1	2	1	0	1	2	3	0	0	0	0	
44	BROWN										1						
	TEAM REBOUNDS (included in Totals)									1		TEAM		1			
	TOTALS	18	50	2	6	16	25	17	15	33	20	54	7	13	3	5	

TOTAL FG%: 1st half (15-34) .441 2nd half (3-16) .188 Game (18-50) .360

3-Pt. FG%: 1st half (2-6) .333 2nd half (0-0) .000 Game (2-6) .330

FT%: 1st half (6-9) .667 2nd half (10-16) .625 Game (16-25) .640

Deadball rebounds 1

HOME (Last name, first) (Indicate starters with an asterisk)

No.	SCIENCE HILL	Total FG FG	Total FG FGA	3-point FG	3-point FGA	FT	FTA	Rebounds Off.	Rebounds Def.	Rebounds Tot.	PF	TP	A	TO	BLK	S	MIN
20	WILLIAMS	7	15	1	3	4	10	2	3	5	4	19	4	5	0	4	
30	BRISTOL	2	6	1	2	3	4	2	0	2	5	8	1	1	1	0	
40	CONLEY	2	7	0	0	2	3	0	4	4	1	6	3	1	0	1	
42	JOHNSON	5	8	0	0	0	0	3	1	4	2	10	0	1	0	0	
50	CHARLES	2	4	0	0	3	6	1	4	5	1	7	1	1	1	0	
10	PATTON, T.												0				
22	PATTON, E.	1	2	1	1	0	0	0	2	2	0	3	0	0	0	0	
24	SWARTZ	0	0	0	0	0	0	0	0	0	0	0	0	1	0	0	
32	MANN												X	X	X	X	
34	LOVE	1	2	0	0	0	0	0	0	0	3	2	0	2	0	0	
44	CARTER																
54	WATTS																
	TEAM REBOUNDS (included in Totals)									1							
	TOTALS	20	44	3	6	12	23	8	14	23	16	55	9	12	2	5	

TOTAL FG%: 1st half (10-22) .455 2nd half (10-22) .455 Game (20-44) .455

3-Pt. FG%: 1st half (2-3) .667 2nd half (1-3) .333 Game (3-6) .500

FT%: 1st half (6-10) .600 2nd half (6-13) .462 Game (12-23) .522

Deadball rebounds 2

Technical fouls:

Attendance:

Officials:

SCORE BY PERIODS	1st H.		2nd H.		OT	OT	FINAL
WHITES CREEK	17	21	4	10			54
SCIENCE HILL	14	14	8	19			55

NCAA 6649-8/89

~~FINAL~~ HALF

OFFICIAL NCAA® BASKETBALL BOX SCORE

Date 21 MARCH Site MURFREESBORO, TN

VISITORS (Last name, first) (Indicate starters with an asterisk)

No.	WHITES CREEK	Total FG FG	Total FG FGA	3-point FG	3-point FGA	FT	FTA	Rebounds Off.	Rebounds Def.	Rebounds Tot.	PF	TP	A	TO	BLK	S	MIN
12	FRIERSON	1	5	0	0	0	0	1	0	1	1	2	2	0	0	1	
22	RUCKER	2	5	0	1	0	0	0	0	0	0	4	2	1	0	0	
24	JOHNS	5	8	2	4	3	4	2	1	3	0	15	0	0	0	1	
32	SIMMS	2	4	0	1	0	0	2	2	4	3	4	0	2	0	0	
42	VAUGHN	4	8	0	0	3	4	4	2	6	2	11	0	1	1	0	
10	CARTER																
14	McFARLAND	0	0	0	0	0	0	0	1	1	1	0	1	0	0	0	
20	WOODS	1	4	0	0	0	1	2	2	4	1	2	0	0	0	1	
30	HAYWOOD																
34	LACKEY																
40	SLUSHER	0	0	0	0	0	0	0	0	0	0	0	0	0	0	0	
44	BROWN																
	TEAM REBOUNDS (included in Totals)									1							
	TOTALS	15	34	2	6	6	9	11	8	19	8	38	5	4	1	3	

TOTAL FG%: 1st half (15-34) .441 2nd half _____ Game _____ Deadball rebounds 1

3-Pt. FG%: 1st half (2-6) .333 2nd half _____ Game _____

FT%: 1st half (6-9) .667 2nd half _____ Game _____

HOME (Last name, first) (Indicate starters with an asterisk)

No.	SCIENCE HILL	Total FG FG	Total FG FGA	3-point FG	3-point FGA	FT	FTA	Rebounds Off.	Rebounds Def.	Rebounds Tot.	PF	TP	A	TO	BLK	S	MIN
20	WILLIAMS	4	9	1	2	4	5	1	2	3	2	13	0	2	0	0	
30	BRISTOL	2	4	1	1	1	2	2	0	2	2	6	1	1	0	0	
40	CONLEY	0	2	0	0	0	0	0	1	1	0	0	2	0	0	0	
42	JOHNSON	3	4	0	0	0	0	1	0	1	1	6	0	1	0	0	
50	CHARLES	1	2	0	0	1	3	1	3	4	0	3	1	1	0	0	
10	PATTON, T.																
22	PATTON, E.	0	1	0	0	0	0	0	2	2	0	0	0	0	0	0	
24	SWARTZ	0	0	0	0	0	0	0	0	0	0	0	0	1	0	0	
32	MANN																
34	LOVE	0	0	0	0	0	0	0	0	0	2	0	0	2	0	0	
44	CARTER																
54	WATTS																
	TEAM REBOUNDS (included in Totals)									0							
	TOTALS	10	22	2	3	6	10	5	8	13	7	28	4	8	0	0	

TOTAL FG%: 1st half (10-22) .455 2nd half _____ Game _____ Deadball rebounds 0

3-Pt. FG%: 1st half (2-3) .667 2nd half _____ Game _____

FT%: 1st half (6-10) .600 2nd half _____ Game _____

Technical fouls: _____

Attendance: _____

Officials: _____

SCORE BY PERIODS	1st QUARTER	2nd QUARTER	OT	OT	~~FINAL~~ HALF
WHITES CREEK	17	21			38
SCIENCE HILL	14	14			28

NCAA 6649-8/89

FINAL

OFFICIAL NCAA® BASKETBALL BOX SCORE

Date 3/22/91 Site Murfreesboro, TN

VISITORS (Last name, first) (Indicate starters with an asterisk)

No.	Obion Co. Central (34-3)	Total FG FG	Total FG FGA	3-point FG	3-point FGA	FT	FTA	Rebounds Off	Rebounds Def	Rebounds Tot	PF	TP	A	TO	BLK	S	MIN
11	DAVID KEELING	2	2	1	1	1	3	0	0	0	1	6	7	4	0	0	
23	Shannon HUFF	5	8	2	5	1	1	0	1	1	4	13	1	0	0	0	
25	DENVER WHITBY	11	25	8*	19	7	11	2	6	8	4	37	2	2	1	1	
34	SHANE DEPRIEST	2	3	0	0	4	4	1	3	4	4	8	1	5	0	0	
53	MATT BARNETT	4	10	1	3	4	5	2	4	6	4	13	1	3	0	0	
12	PAUL JENKINS	0	0	0	0	0	0	0	0	0	2	0	0	1	0	0	
13	ROBIN CUDE	0	2	0	2	0	0	1	0	1	0	0	1	0	0	0	
20	BILLY GOOCH	DNP											DNP				
30	ALAN HALFORD																
32	CHUCK PARKS	0	0	0	0	0	0	0	0	0	0	0	0	0	0	0	
33	RYAN DYER	0	0	0	0	0	0	0	1	1	2	0	0	0	0	0	
35	DAVID REED	0	0	0	0	0	0	0	0	0	0	0	0	0	0	0	
41	JEFF WEATHERLY	0	0	0	0	0	0	0	0	0	0	0	0	0	0	0	
52	CARLOS LEWIS	1	1	0	0	1	2	1	2	3	1	3	3	2	0	0	
54	MATT HARRIS	0	0	0	0	0	0	0	0	0	0	0	0	0	0	0	
	TEAM REBOUNDS (included in Totals)									0							
	TOTALS	25	51	12	30	18	26	7	17	24	22	80	16	18	1	1	

TOTAL FG%: 1st half (15-28) .536 2nd half (10-23) .435 Game (25-51) .490

3-Pt. FG%: 1st half (6-14) .429 2nd half (6-16) .375 Game (12-30) .400

FT%: 1st half (11-16) .688 2nd half (7-10) .700 Game (18-26) .692

Deadball rebounds 3

HOME (Last name, first) (Indicate starters with an asterisk)

No.	Science Hill (36-1)	Total FG FG	Total FG FGA	3-point FG	3-point FGA	FT	FTA	Rebounds Off	Rebounds Def	Rebounds Tot	PF	TP	A	TO	BLK	S	MIN
20	SHANE WILLIAMS	5	9	2	2	2	2	1	6	7	4	14	5	1	0	2	
30	DERRICK BRISTOL	5	14	2	7	4	4	2	6	8	3	16	2	2	0	2	
40	TYRONE CONLEY	8	10	0	0	3	3	1	5	6	4	19	5	1	0	2	
42	DAMON JOHNSON	3	8	1	3	1	2	3	0	3	4	8	1	2	0	0	
50	GILBERT CHARLES	8	14	0	0	8	11	8	5	13	1	24	1	3	0	5	
10	TOBY PATTON	0	0	0	0	0	0	0	0	0	0	0	1	0	0	0	
22	ERIC PATTON	3	8	1	4	0	1	3	0	3	1	7	4	2	1	0	
24	J.J. SWARTZ	3	5	1	2	0	0	0	0	0	0	7	2	0	0	0	
32	MICHAEL MANN	0	0	0	0	0	0	0	0	0	0	0	0	0	0	0	
34	CHARLES LOVE	1	2	0	0	2	2	1	2	3	3	4	1	0	0	0	
44	BRIAN CARTER	2	3	1	1	0	0	2	0	2	1	5	0	0	0	0	
54	BRANDON WATTS	1	3	0	0	0	2	2	0	2	0	2	0	0	0	0	
	TEAM REBOUNDS (included in Totals)									1							
	TOTALS	38	73	8	19	20	27	23	24	48	21	106	22	11	1	11	

TOTAL FG%: 1st half (14-33) .424 2nd half (24-40) .600 Game (38-73) .521

3-Pt. FG%: 1st half (3-8) .375 2nd half (5-11) .455 Game (8-19) .421

FT%: 1st half (10-13) .769 2nd half (10-14) .714 Game (20-27) .741

Deadball rebounds 2

Technical fouls: SCIENCE HILL'S (LOVE) 1st Quarter

Attendance: 4,000 estimated

Officials: TOM STINNETT – CARLTON WILLIAMS – MARK WRIGHT

STAND BY ⟹ ERNEST JONES

SCORE BY PERIODS	1st H.		2nd H.		OT	OT	FINAL
Obion County	18	29	10	23			80
Science Hill	21	20	26	39			106

* NEW RECORD

NCAA 6640 8/89

HALF

OFFICIAL NCAA® BASKETBALL BOX SCORE

Date 3/22/91 Site Murfreesboro, TN

VISITORS (Last name, first) (Indicate starters with an asterisk)

No.	Obion Co. Central	Total FG FG	Total FG FGA	3-point FG	3-point FGA	FT	FTA	Rebounds Off.	Rebounds Def.	Rebounds Tot.	PF	TP	A	TO	BLK	S	MIN
11	DAVID KEELING	2	2	1	1	1	3	0	0	0	1	6	4	2	0	0	
23	Shannon HUFF	3	4	1	2	1	1	0	1	1	2	8	0	0	0	0	
25	DENVER WHITBY	5	13	4	9	5	7	2	5	7	1	19	2	1	0	1	
34	SHANE DEPRIEST	2	3	0	0	0	0	0	2	2	2	4	1	4	0	0	
53	MATT BARNETT	2	3	0	0	4	5	1	3	4	1	8	1	1	0	0	
12	PAUL JENKINS	0	0	0	0	0	0	0	0	0	1	0	0	1	0	0	
13	ROBIN CUDE	0	2	0	2	0	0	0	0	0	0	0	1	0	0	0	
20	BILLY GOOCH																
30	ALAN HALFORD																
32	CHUCK PARKS																
33	RYAN DYER	0	0	0	0	0	0	0	1	1	1	0	0	0	0	0	
35	DAVID REED																
41	JEFF WEATHERLY	0	0	0	0	0	0	0	0	0	0	0	0	0	0	0	
52	CARLOS LEWIS	1	1	0	0	0	0	1	2	3	1	2	2	0	0	0	0
54	MATT HARRIS																
	TEAM REBOUNDS (included in Totals)									0							
	TOTALS	15	28	6	14	11	16	4	14	18	10	47	11	9	0	1	

TOTAL FG%: 1st half (15-28) .536 2nd half _____ Game _____ Deadball rebounds 1

3-Pt. FG%: 1st half (6-14) .429 2nd half _____ Game _____

FT%: 1st half (11-16) .688 2nd half _____ Game _____

HOME (Last name, first) (Indicate starters with an asterisk)

No.	Science Hill	Total FG FG	Total FG FGA	3-point FG	3-point FGA	FT	FTA	Rebounds Off.	Rebounds Def.	Rebounds Tot.	PF	TP	A	TO	BLK	S	MIN
20	SHANE WILLIAMS	1	4	1	1	0	0	1	3	4	1	3	2	1	0	0	
30	DERRICK BRISTOL	2	7	0	2	3	4	1	3	4	2	7	1	1	0	2	
40	TYRONE CONLEY	2	3	0	0	0	0	0	3	3	3	4	0	1	0	1	
42	DAMON JOHNSON	3	6	1	3	0	0	0	0	3	3	7	0	2	0	0	
50	GILBERT CHARLES	3	7	0	0	5	7	3	3	6	0	11	0	2	0	4	
10	TOBY PATTON																
22	ERIC PATTON	0	2	0	1	0	0	0	0	0	1	0	2	2	1	0	
24	J.J. SWARTZ	2	2	1	1	0	0	0	0	0	0	5	1	0	0	0	
32	MICHAEL MANN																
34	CHARLES LOVE	1	2	0	0	2	2	0	1	1	3	4	0	0	0	0	
44	BRIAN CARTER																
54	BRANDON WATTS	0	0	0	0	0	0	0	0	0	0	0	0	0	0	0	
											0		0	0	0	0	
	TEAM REBOUNDS (included in Totals)									1							
	TOTALS	14	33	3	8	10	13	8	13	23	13	41					

TOTAL FG%: 1st half (14-33) .424 2nd half _____ Game _____ Deadball rebounds _____

3-Pt. FG%: 1st half (3-8) .375 2nd half _____ Game _____

FT%: 1st half (10-13) .769 2nd half _____ Game _____

Technical fouls: SH → LOVE / 1st Q.

Attendance: 4,000 (EST.)

Officials: _____

SCORE BY PERIODS	1st H.	2nd H.	OT	OT	HALF ~~FINAL~~
Obion County	18	29			47
Science Hill	21	20			41

NCAA 6618 8/89

FINAL

OFFICIAL NCAA® BASKETBALL BOX SCORE

Date 23 MARCH Site MURFREESBORO, TN

VISITORS (Last name, first) (Indicate starters with an asterisk)

No.	HAMILTON	Total FG FG	Total FG FGA	3-point FG	3-point FGA	FT	FTA	Rebounds Off	Rebounds Def.	Rebounds Tot.	PF	TP	A	TO	BLK	S	MIN
12	CURTIS FRANKLIN	9	11	0	1	3	8	6	2	8	3	21	0	4	1	1	
15	MARCUS NOLAN	3	12	1	5	0	0	0	2	2	4	7	2	4	0	0	
20	RODNEY NEWSOM	3	8	1	4	2	2	1	7	8	(5)	9	2	4	0	1	
25	JEMI JOHNSON	2	3	0	0	0	0	0	6	6	4	4	0	0	0	0	
35	DARREN TENORT	0	1	0	0	0	0	1	3	4	4	0	1	1	1	1	
3	CLETE BRIDGES	0	0	0	0	0	0	0	0	0	1	0	0	1	0	0	
4	DeWAYNE McKINNEY	1	5	0	1	1	2	1	1	2	0	3	0	0	0	0	
5	ERIC ROBINSON	1	2	0	0	2	3	1	1	2	3	4	3	4	0	0	
13	DERRI JACKSON	2	4	1	1	0	0	1	2	3	1	3	0	0	0	0	
22	MARCUS DENNIS	0	3	0	0	0	0	0	1	1	2	0	1	1	1	2	
44	JOHN WOODS	1	1	0	0	0	0	0	3	3	1	2	2	3	0	0	
45	RODNEY CARNES					DNP								DNP			
	TEAM REBOUNDS (included in Totals)									2							
	TOTALS	22	50	3	12	8	15	11	28	41	28	55	11	20	3	5	

TOTAL FG%: 1st half (14-31) .452 2nd half (8-18) .444 Game (22-50) .440 Deadball rebounds 3

3-Pt. FG%: 1st half (2-6) .333 2nd half (1-6) .167 Game (3-12) .250

FT%: 1st half (3-9) .333 2nd half (5-6) .833 Game (8-15) .533

HOME (Last name, first) (Indicate starters with an asterisk)

No.	SCIENCE HILL	Total FG FG	Total FG FGA	3-point FG	3-point FGA	FT	FTA	Rebounds Off.	Rebounds Def.	Rebounds Tot.	PF	TP	A	TO	BLK	S	MIN
20	SHANE WILLIAMS	3	11	1	5	3	4	1	4	5	1	10	2	5	0	1	
30	DERRICK BRISTOL	3	15	2	10	4	6	4	5	9	4	12	2	3	0	0	
40	TYRONE CONLEY	2	5	0	0	3	4	2	1	3	2	7	1	3	0	1	
42	DAMON JOHNSON	1	6	0	1	3	5	1	3	4	3	5	0	1	0	1	
50	GILBERT CHARLES	1	2	0	0	0	0	0	6	6	2	2	1	2	0	2	
10	TOBY PATTON																
22	ERIC PATTON	1	2	0	0	0	0	0	0	0	0	2	1	1	0	1	
24	JAY JAY SWARTZ	0	1	0	1	0	0	0	0	0	0	0	0	0	0	0	
32	MICHAEL MANN																
34	CHARES LOVE	4	5	0	0	8	13	2	0	2	1	16	1	1	0	1	
44	BRIAN CARTER																
54	BRANDON WATTS																
	TEAM REBOUNDS (included in Totals)									1							
	TOTALS	15	47	3	17	21	32	10	19	30	13	54	8	16	0	7	

TOTAL FG%: 1st half (10-28) .357 2nd half (5-19) .263 Game (15-47) .319 Deadball rebounds 4

3-Pt. FG%: 1st half (2-13) .154 2nd half (1-4) .250 Game (3-17) .176

FT%: 1st half (16-23) .696 2nd half (5-9) .556 Game (21-32) .656

Technical fouls: SCIENCE HILL'S → GEORGES, PITTS, III / 2nd Quarter / BENCH

Attendance: (6,111 (est) 4,000 (Paid)

Officials: GENE MENEGUS → STEVE QUEENER → MARK WRIGHT (STAND BY OFFICIAL) → MIKE NORTHAITT

SCORE BY PERIODS	1st H.		2nd H.		OT	OT	FINAL
HAMILTON	15	18	11	11			55
SCIENCE HILL	19	20	9	7			54

NCAA 6649-8/89

HALF ~~FINAL~~

OFFICIAL NCAA® BASKETBALL BOX SCORE

Date 23 MARCH Site MURFREESBORO, TN

VISITORS (Last name, first) (Indicate starters with an asterisk)

No.	HAMILTON	Total FG FG	Total FG FGA	3-point FG	3-point FGA	FT	FTA	Rebounds Off	Rebounds Def	Rebounds Tot	PF	TP	A	TO	BLK	S	MIN
12	CURTIS FRANKLIN	7	9	0	1	1	6	3	1	4	1	15	0	1	1	1	
15	MARCUS NOLAN	1	5	1	2	0	0	0	1	1	4	3	0	1	0	0	
20	RODNEY NEWSOM	1	5	0	2	0	0	0	4	4	3	2	2	4	0	0	
25	JEMI JOHNSON	1	1	0	0	0	0	0	3	3	3	2	0	0	0	0	
35	DARREN TENORT	0	1	0	0	0	0	1	0	1	2	0	1	0	0	0	
3	CLETE BRIDGES																
4	DeWAYNE McKINNEY	0	1	0	0	0	0	0	0	0	0	0	0	0	0	0	
5	ERIC ROBINSON	1	2	0	0	2	3	1	1	2	2	4	2	2	0	0	
13	DERRI JACKSON	2	4	1	1	0	0	1	2	3	1	5	0	0	0	0	
22	MARKLUS DENNIS	0	2	0	0	0	0	0	1	1	1	0	0	1	1	1	
44	JOHN WOODS	1	1	0	0	0	0	0	B	3	D	2	2	3	0	0	
45	RODNEY CARNES																
	TEAM REBOUNDS (included in Totals)									2							
	TOTALS	14	31	2	6	3	9	6	16	24	17	33	7	12	2	2	

TOTAL FG%: 1st half (14-31) .452 2nd half _____ Game _____ Deadball rebounds 2

3-Pt. FG%: 1st half (2-6) .333 2nd half _____ Game _____

FT%: 1st half (3-3) .333 2nd half _____ Game _____

HOME (Last name, first) (Indicate starters with an asterisk)

No.	SCIENCE HILL	Total FG FG	Total FG FGA	3-point FG	3-point FGA	FT	FTA	Rebounds Off.	Rebounds Def.	Rebounds Tot.	PF	TP	A	TO	BLK	S	MIN
20	SHANE WILLIAMS	2	7	1	5	3	4	0	4	4	1	8	2	4	0	1	
30	DERRICK BRISTOL	2	9	1	6	2	3	3	2	5	2	7	1	1	0	0	
40	TYRONE CONLEY	1	4	0	0	2	2	1	0	1	2	4	0	1	0	0	
42	DAMON JOHNSON	1	3	0	1	2	2	0	2	2	2	4	0	1	0	1	
50	GILBERT CHARLES	1	1	0	0	0	0	0	6	6	0	2	0	0	0	0	
10	TOBY PATTON																
22	ERIC PATTON	0	0	0	0	0	0	0	0	0	0	0	1	0	0	0	
24	JAY JAY SWARTZ	0	1	0	1	0	0	0	0	0	0	0	0	0	0	0	
32	MICHAEL MANN																
34	CHARES LOVE	3	3	0	0	7	12	1	0	1	0	13	1	0	0	1	
44	BRIAN CARTER																
54	BRANDON WATTS																
	TEAM REBOUNDS (included in Totals)									0							
	TOTALS	10	28	2	13	16	23	5	14	19	7	38	5	7	0	3	

TOTAL FG%: 1st half (10-28) .357 2nd half _____ Game _____ Deadball rebounds 4

3-Pt. FG%: 1st half (2-13) .154 2nd half _____ Game _____

FT%: 1st half (16-23) .696 2nd half _____ Game _____

Technical fouls: SCIENCE HILL'S → GEORGE S. PITTS, III / 2nd QUARTER / BENCH

Attendance: _____

Officials: GENE MENEES → STEVE QUEENER → MARK WRIGHT (STAND BY OFFICIAL) → MIKE NORTHAITT

SCORE BY PERIODS	1st H.	2nd H.			OT	OT	HALF ~~FINAL~~
HAMILTON	15	18					33
SCIENCE HILL	18	20					38

NCAA 6649-8/89

1990 Class AAA State Boys' Basketball Tournament

March 21 - March 24, 1990 · Murphy Center - MTSU - Murfreesboro, TN

Game 1
Thu. Mar. 22 2:30 PM

Whites Creek (33-0)	52
Fairley (32-1)	47

Game 2
3 OT
Thu. Mar. 22 5:15 PM

Science Hill (34-1)	79
Christian Brothers (25-9)	76

Game 3
Thu. Mar. 22 7:00 PM

Tyner (25-7)	74
Beech (27-5)	72

Game 4
Thu. Mar. 22 8:45 PM

Lincoln Co. (27-3)	67
Oak Ridge (20-14)	44

Game 5
Fri. Mar. 23 7:00 PM

Whites Creek	66
Science Hill	74

Game 6
Fri. Mar. 23 8:45 PM

Tyner	52
Lincoln Co.	50

Game 7
Sat. Mar. 24 8:00 PM

Science Hill	69
Tyner	52

Science Hill
STATE CHAMPION

OFFICIAL NCAA BASKETBALL BOX SCORE 03-22-90 MURFREESBORO
FINAL BOX

VISITORS: CHRISTIAN BROS 25-10

NO	PLAYER	FG	FGA	3P	3PA	FT	FTA	OR	DR	TOT	PF	PTS	A	TO	BLK	S	MIN
13	FOX	4	10	1	3	5	7	3	10	13	4	14	7	6	0	0	41
24	GONDA	9	21	0	3	3	6	2	7	9	1	21	1	3	0	0	38
35	M LOFTIS	1	3	0	0	0	0	4	5	9	5	2	1	0	0	1	32
44	SEXTON	5	10	0	0	0	0	0	4	4	5	10	0	2	0	0	16
52	SPIVA	8	12	0	0	1	1	3	8	11	5	17	3	3	1	0	33
03	RUNK	DNP-															
30	CANALE	0	1	0	0	0	0	1	0	1	2	0	0	1	0	0	2
33	DUNCAN	DNP-															
40	GOODIN	1	3	0	0	0	0	0	2	2	0	2	0	0	0	0	10
43	MEEKS	DNP-															
15	HUDSON	4	10	2	3	0	0	1	0	1	3	10	1	1	0	1	33
22	C TAYLOR	DNP-															
10	J MILLER	DNP-															
21	G SELF	DNP-															
	TEAM REBOUNDS							0	1	-1							
	TOTALS	32	70	3	9	9	14	14	37	51	25	76	13	16	1	2	205

TOTAL FG %:	1st Half 35.7	2nd Half 77.3	Game 45.7	DEADBALL	
3 PT FG %:	1st Half 25.0	2nd Half 100.0	Game 33.3	REBOUNDS	2
FT %:	1st Half 75.0	2nd Half 50.0	Game 64.3		

Technical Fouls: 0

HOME: SCIENCE HILL 35-1

NO	PLAYER	FG	FGA	3P	3PA	FT	FTA	OR	DR	TOT	PF	PTS	A	TO	BLK	S	MIN
14	M BRISTOL	6	9	1	1	1	5	2	8	10	1	14	5	1	0	2	36
20	S WILLIAMS	3	17	1	7	2	3	1	0	1	3	9	2	3	0	3	39
30	D BRISTOL	2	9	0	3	2	2	0	1	1	2	6	2	1	0	0	24
42	WHITTINGTON	11	18	0	2	7	11	2	11	13	3	29	0	0	0	0	38
50	CHARLES	1	2	0	0	5	7	2	3	5	5	7	0	1	0	0	26
24	GARDNER	0	0	0	0	0	0	0	0	0	0	0	0	0	0	0	1
40	T CONLEY	1	2	0	0	0	0	3	1	4	0	2	1	0	0	0	11
52	BRADLEY	0	0	0	0	0	0	0	1	1	0	0	0	0	0	0	7
32	J JONES	4	7	3	5	1	2	0	0	0	0	12	1	2	0	0	18
12	PATTON	DNP-															
34	B CARTER	DNP-															
22	D JOHNSON	DNP-															
44	C LOVE	DNP-															
10	STEVENS	0	0	0	0	0	0	0	0	0	0	0	2	2	0	0	5
	TEAM REBOUNDS							0	2	1							
	TOTALS	28	64	5	18	18	30	10	27	37	14	79	13	11	0	5	205

TOTAL FG %:	1st Half 40.7	2nd Half 42.3	Game 43.8	DEADBALL	
3 PT FG %:	1st Half 14.3	2nd Half 33.3	Game 27.8	REBOUNDS	1
FT %:	1st Half 50.0	2nd Half 64.3	Game 60.0		

Technical Fouls: 0

OFFICIALS:
THOMAS FRIERSON
DOUGLAS McBRAYE

SCORE BY PERIODS	1	2	OT	OT	OT	FINAL
CHRISTIAN BROS	24	37	9	3	3	76
SCIENCE HILL	27	34	9	3	6	79

TOURNEY PAID ATT.: 8,420 TOTAL ATT.: 19,520

OFFICIAL NCAA BASKETBALL BOX SCORE 03-22-90 MURFREESBORO
FIRST HALF

VISITORS: CHRISTIAN BROS

NO	PLAYER	FG	FGA	3P	3PA	FT	FTA	OR	DR	TOT	PF	PTS	A	TO	BLK	S	MIN
13	FOX	2	7	1	3	3	4	2	3	5	2	8	2	2	0	0	16
24	GONDA	1	5	0	1	0	0	2	2	4	0	2	0	2	0	0	16
35	M LOFTIS	1	1	0	0	0	0	1	2	3	0	2	0	0	0	1	11
44	SEXTON	2	4	0	0	0	0	0	3	3	2	4	0	1	0	0	9
52	SPIVA	4	7	0	0	0	0	2	4	6	1	8	3	1	1	0	15
03	RUNK	DNP-															
30	CANALE	0	1	0	0	0	0	1	0	1	2	0	0	1	0	0	2
33	DUNCAN	DNP-															
40	GOODIN	0	1	0	0	0	0	0	1	1	0	0	0	0	0	0	2
43	MEEKS	DNP-															
15	HUDSON	0	2	0	0	0	0	0	0	0	1	0	1	0	0	0	9
22	C TAYLOR	DNP-															
10	J MILLER	DNP-															
21	G SELF	DNP-															
	TEAM REBOUNDS							0	0	0							
	TOTALS	10	28	1	4	3	4	8	15	23	8	24	6	7	1	1	80

TOTAL FG %: 1st Half 35.7 2nd Half Game 35.7 DEADBALL
3 PT FG %: 1st Half 25.0 2nd Half Game 25.0 REBOUNDS 0
FT %: 1st Half 75.0 2nd Half Game 75.0

Technical Fouls: 0

HOME: SCIENCE HILL

NO	PLAYER	FG	FGA	3P	3PA	FT	FTA	OR	DR	TOT	PF	PTS	A	TO	BLK	S	MIN
14	M BRISTOL	3	4	0	0	0	0	1	4	5	1	6	2	0	0	1	13
20	S WILLIAMS	1	7	0	2	2	3	1	0	1	1	4	0	1	0	2	14
30	D BRISTOL	2	6	0	3	0	0	0	0	0	1	4	1	0	0	0	10
42	WHITTINGTON	3	7	0	1	2	5	1	5	6	1	8	0	0	0	0	15
50	CHARLES	0	0	0	0	0	0	0	0	0	2	0	0	0	0	0	5
24	GARDNER	DNP-															
40	T CONLEY	0	0	0	0	0	0	1	1	2	0	0	1	0	0	0	5
52	BRADLEY	0	0	0	0	0	0	0	1	1	0	0	0	0	0	0	7
32	J JONES	2	3	1	1	0	0	0	0	0	0	5	0	0	0	0	8
12	PATTON	DNP-															
34	B CARTER	DNP-															
22	D JOHNSON	DNP-															
44	C LOVE	DNP-															
10	STEVENS	0	0	0	0	0	0	0	0	0	0	0	1	1	0	0	3
	TEAM REBOUNDS							0	1	0							
	TOTALS	11	27	1	7	4	8	4	12	16	6	27	5	2	0	3	80

TOTAL FG %: 1st Half 40.7 2nd Half Game 40.7 DEADBALL
3 PT FG %: 1st Half 14.3 2nd Half Game 14.3 REBOUNDS 1
FT %: 1st Half 50.0 2nd Half Game 50.0

Technical Fouls: 0

OFFICIALS:
THOMAS FRIERSON
DOUGLAS McBRAYE

SCORE BY PERIODS	1	2	OT	OT	OT	FINAL
CHRISTIAN BROS	24					24
SCIENCE HILL	27					27

OFFICIAL NCAA BASKETBALL BOX SCORE 03-23-90 MURFREESBORO
FINAL BOX

VISITORS: SCIENCE HILL 36-1

NO	PLAYER	FG	FGA	3P	3PA	FT	FTA	OR	DR	TOT	PF	PTS	A	TO	BLK	S	MIN
14	M BRISTOL	4	5	0	1	0	1	0	0	0	1	8	4	1	1	2	26
20	S WILLIAMS	9	16	0	2	4	5	2	4	6	3	22	2	5	0	1	27
30	D BRISTOL	2	4	1	2	0	0	0	1	1	0	5	0	0	0	1	10
42	WHITTINGTON	2	8	0	0	7	10	1	6	7	0	11	1	0	0	0	21
50	CHARLES	5	7	0	0	2	5	4	2	6	4	12	1	2	0	0	28
24	GARDNER	0	0	0	0	0	0	0	1	1	0	0	1	0	0	0	3
40	T CONLEY	0	1	0	0	0	0	0	0	0	2	0	0	0	0	0	10
32	J JONES	2	9	1	6	0	0	0	0	0	1	5	2	1	0	0	15
10	STEVENS	3	8	3	4	2	2	1	0	1	0	11	5	0	0	0	19
12	PATTON	DNP-															
34	B CARTER	DNP-															
22	D JOHNSON	0	0	0	0	0	0	0	0	0	0	0	0	0	0	0	1
44	C LOVE	DNP-															
52	BRADLEY	DNP-															
	TEAM REBOUNDS							1	0	-3							
	TOTALS	27	58	5	15	15	23	9	14	23	11	74	16	9	1	4	160

TOTAL FG %: 1st Half 40.0 2nd Half 53.6 Game 46.6 DEADBALL
3 PT FG %: 1st Half 42.9 2nd Half 25.0 Game 33.3 REBOUNDS 4
FT %: 1st Half 60.0 2nd Half 66.7 Game 65.2

Technical Fouls: 0

HOME: WHITES CREEK 34-1

NO	PLAYER	FG	FGA	3P	3PA	FT	FTA	OR	DR	TOT	PF	PTS	A	TO	BLK	S	MIN
12	FRIERSON	3	7	2	3	0	0	0	1	1	3	8	7	5	0	0	25
22	RUCKER	0	2	0	0	0	0	0	2	2	2	0	3	3	0	1	26
32	SIMMS	3	7	1	1	1	2	3	3	6	5	8	1	1	0	0	22
40	HUNTER	5	10	0	0	0	0	6	6	12	1	10	1	2	0	0	30
42	D VAUGHN	12	17	0	0	4	4	3	12	15	3	28	0	4	3	0	30
10	DONALDSON	DNP-															
24	JOHNS	4	11	0	3	0	0	0	0	0	0	8	2	4	0	1	12
20	SMALL	1	2	0	0	0	0	0	0	0	1	2	1	2	0	0	9
14	McFARLAND	DNP-															
44	SLUSHER	DNP-															
30	R DAVIS	1	1	0	0	0	0	2	1	3	1	2	1	0	0	0	6
34	D SMITH	DNP-															
	TEAM REBOUNDS							0	1	0							
	TOTALS	29	57	3	7	5	6	14	26	40	16	66	16	21	3	2	160

TOTAL FG %: 1st Half 45.2 2nd Half 57.7 Game 50.9 DEADBALL
3 PT FG %: 1st Half 0.0 2nd Half 42.9 Game 42.9 REBOUNDS 1
FT %: 1st Half 83.3 2nd Half 0.0 Game 83.3

Technical Fouls: 0

OFFICIALS:
JAMES SHOEMAKER
LAVON WORKS

SCORE BY PERIODS	1	2	OT	OT	OT	FINAL
SCIENCE HILL	30	44				74
WHITES CREEK	33	33				66

SCORE BY QUARTERS:

SCIENCE HILL	9	21	24	20
WHITES CREEK	13	20	12	21

TOURNEY PAID ATT.: 13,711; TOTAL ATT.: 31,211

OFFICIAL NCAA BASKETBALL BOX SCORE 03-23-90 MURFREESBORO
FIRST HALF

VISITORS: SCIENCE HILL

NO	PLAYER	FG	FGA	3P	3PA	FT	FTA	OR	DR	TOT	PF	PTS	A	TO	BLK	S	MIN
14	M BRISTOL	1	1	0	0	0	0	0	0	0	0	2	4	1	1	0	11
20	S WILLIAMS	4	8	0	0	1	1	1	1	2	1	9	1	3	0	0	14
30	D BRISTOL	1	2	1	1	0	0	0	1	1	0	3	0	0	0	0	7
42	WHITTINGTON	0	3	0	0	0	2	1	3	4	0	0	0	0	0	0	8
50	CHARLES	2	4	0	0	0	0	1	1	2	2	4	1	1	0	0	15
24	GARDNER	0	0	0	0	0	0	0	1	1	0	0	1	0	0	0	1
40	T CONLEY	0	1	0	0	0	0	0	0	0	2	0	0	0	0	0	8
52	BRADLEY	DNP-															
32	J JONES	2	7	0	4	0	0	0	0	0	0	4	2	1	0	0	9
12	PATTON	DNP-															
34	B CARTER	DNP-															
22	D JOHNSON	0	0	0	0	0	0	0	0	0	0	0	0	0	0	0	1
44	C LOVE	DNP-															
10	STEVENS	2	4	2	2	2	2	1	0	1	0	8	1	0	0	0	6
	TEAM REBOUNDS							0	1	0							
	TOTALS	12	30	3	7	3	5	4	8	12	5	30	10	6	1	0	80

TOTAL FG %:	1st Half	40.0	2nd Half		Game	40.0	DEADBALL
3 PT FG %:	1st Half	42.9	2nd Half		Game	42.9	REBOUNDS 1
FT %:	1st Half	60.0	2nd Half		Game	60.0	

Technical Fouls: 0

HOME: WHITES CREEK

NO	PLAYER	FG	FGA	3P	3PA	FT	FTA	OR	DR	TOT	PF	PTS	A	TO	BLK	S	MIN
12	FRIERSON	1	3	0	0	0	0	0	1	1	2	2	3	3	0	0	13
22	RUCKER	0	1	0	0	0	0	0	2	2	1	0	1	1	0	0	11
32	SIMMS	2	5	0	0	1	2	3	3	6	0	5	0	0	0	0	12
40	HUNTER	3	7	0	0	0	0	3	2	5	0	6	0	1	0	0	14
42	D VAUGHN	5	8	0	0	4	4	2	7	9	2	14	0	1	1	0	15
10	DONALDSON	DNP-															
24	JOHNS	3	6	0	0	0	0	0	0	0	0	6	2	2	0	1	9
20	SMALL	0	1	0	0	0	0	0	0	0	0	0	1	0	0	0	2
14	McFARLAND	DNP-															
44	SLUSHER	DNP-															
30	R DAVIS	0	0	0	0	0	0	1	0	1	0	0	1	0	0	0	4
34	D SMITH	DNP-															
	TEAM REBOUNDS							0	0	-1							
	TOTALS	14	31	0	0	5	6	9	15	24	5	33	8	8	1	1	80

TOTAL FG %:	1st Half	45.2	2nd Half		Game	45.2	DEADBALL
3 PT FG %:	1st Half	0.0	2nd Half		Game	0.0	REBOUNDS 1
FT %:	1st Half	83.3	2nd Half		Game	83.3	

Technical Fouls: 0

OFFICIALS:
JAMES SHOEMAKER
LAVON WORKS

SCORE BY PERIODS	1	2	OT	OT	OT	FINAL
SCIENCE HILL	30					30
WHITES CREEK	33					33

SCORE BY QUARTERS:

SCIENCE HILL	9	21
WHITES CREEK	13	20

TOURNEY PAID ATT.: 13,711; TOTAL ATT.: 31,211

OFFICIAL NCAA BASKETBALL BOX SCORE 03-24-90 MURFREESBORO
FINAL BOX

VISITORS: TYNER 27-8

NO	PLAYER	FG	FGA	3P	3PA	FT	FTA	OR	DR	TOT	PF	PTS	A	TO	BLK	S	MIN
12	K REED	2	5	0	1	0	0	1	1	2	0	4	3	1	0	0	21
20	HERMAN	9	24	2	8	3	4	2	4	6	1	23	3	3	0	2	30
22	HARDEN	2	3	0	0	0	0	1	1	2	5	4	0	1	0	0	20
30	T WILLIAMS	4	14	2	6	2	2	1	5	6	3	12	4	2	0	0	31
40	BOLDEN	0	3	0	0	0	0	1	2	3	3	0	0	1	0	0	17
24	J REED	1	5	0	0	0	0	2	2	4	2	2	0	0	0	0	17
10	ROBINSON	1	5	0	0	0	0	3	0	3	1	2	2	3	0	0	14
42	LINDSEY	1	2	1	1	0	0	1	0	1	0	3	0	1	0	0	4
14	McCLURE	1	1	0	0	0	0	0	0	0	0	2	0	0	0	0	1
32	WARREN	0	0	0	0	0	0	0	1	1	0	0	0	1	0	0	2
44	PITTMAN	0	0	0	0	0	0	0	0	0	0	0	0	0	0	0	2
34	C JOHNSON	0	0	0	0	0	0	0	0	0	0	0	1	0	0	0	1
	TEAM REBOUNDS							2	1	3							
	TOTALS	21	62	5	16	5	6	14	17	31	15	52	13	13	0	2	160

TOTAL FG %: 1st Half 33.3 2nd Half 34.3 Game 33.9 DEADBALL
3 PT FG %: 1st Half 25.0 2nd Half 33.3 Game 31.3 REBOUNDS 0
FT %: 1st Half 100.0 2nd Half 80.0 Game 83.3

Technical Fouls: 0

HOME: SCIENCE HILL 37-1

NO	PLAYER	FG	FGA	3P	3PA	FT	FTA	OR	DR	TOT	PF	PTS	A	TO	BLK	S	MIN
14	M BRISTOL	2	7	0	1	3	4	2	4	6	0	7	2	3	0	1	25
20	S WILLIAMS	8	16	1	4	2	4	1	2	3	4	19	3	0	1	1	25
30	D BRISTOL	1	5	1	3	2	2	1	1	2	0	5	0	1	0	0	11
42	WHITTINGTON	4	9	0	0	4	4	4	9	13	2	12	3	2	0	0	25
50	CHARLES	4	5	0	0	0	0	5	7	12	0	8	0	0	0	0	28
10	STEVENS	4	6	2	4	1	2	0	0	0	1	11	3	2	0	0	22
24	GARDNER	0	3	0	1	0	0	2	0	2	0	0	0	1	0	0	3
40	T CONLEY	1	2	0	0	3	3	1	3	4	1	5	1	1	0	0	9
32	J JONES	0	2	0	1	0	0	0	1	1	1	0	2	1	0	0	8
12	PATTON	DNP-															
34	B CARTER	1	2	0	0	0	0	1	0	1	0	2	0	0	0	0	1
22	D JOHNSON	0	0	0	0	0	0	0	0	0	0	0	0	2	0	0	1
44	C LOVE	DNP-															
52	BRADLEY	0	1	0	0	0	0	1	0	1	0	0	0	0	0	0	2
	TEAM REBOUNDS							0	0	-3							
	TOTALS	25	58	4	14	15	19	18	27	45	9	69	14	13	1	2	160

TOTAL FG %: 1st Half 32.0 2nd Half 51.5 Game 43.1 DEADBALL
3 PT FG %: 1st Half 30.0 2nd Half 25.0 Game 28.6 REBOUNDS 3
FT %: 1st Half 70.0 2nd Half 88.9 Game 78.9

Technical Fouls: 0

OFFICIALS:
TOM EADES
FRED KESSLER

SCORE BY PERIODS	1	2	OT	OT	OT	FINAL
TYNER	20	32				52
SCIENCE HILL	26	43				69

SCORE BY QUARTERS:

TYNER	13	7	14	18
SCIENCE HILL	10	16	20	23

PAID ATTENDANCE: 6.065; TOTAL ATTENDANCE: 8.665
TOURNEY PAID ATT.: 24.809; TOTAL ATT.: 47.609

OFFICIAL NCAA BASKETBALL BOX SCORE 03-24-90 MURFREESBORO
FIRST HALF

VISITORS: TYNER

NO	PLAYER	FG	FGA	3P	3PA	FT	FTA	OR	DR	TOT	PF	PTS	A	TO	BLK	S	MIN
12	K REED	1	3	0	1	0	0	1	1	2	0	2	3	1	0	0	14
20	HERMAN	4	11	0	1	1	1	0	3	3	1	9	1	2	0	1	16
22	HARDEN	1	1	0	0	0	0	0	0	0	2	2	0	0	0	0	8
30	T WILLIAMS	2	5	1	2	0	0	0	1	1	1	5	3	2	0	0	16
40	BOLDEN	0	3	0	0	0	0	1	2	3	2	0	0	0	0	0	13
24	J REED	1	4	0	0	0	0	2	0	2	1	2	0	0	0	0	9
10	ROBINSON	0	0	0	0	0	0	1	0	1	0	0	1	1	0	0	4
42	LINDSEY	DNP-															
14	McCLURE	DNP-															
32	WARREN	DNP-															
44	PITTMAN	DNP-															
34	C JOHNSON	DNP-															
	TEAM REBOUNDS							0	1	1							
	TOTALS	9	27	1	4	1	1	5	8	13	7	20	7	6	0	1	80

TOTAL FG %: 1st Half 33.3 2nd Half Game 33.3 DEADBALL
3 PT FG %: 1st Half 25.0 2nd Half Game 25.0 REBOUNDS 0
FT %: 1st Half 100.0 2nd Half Game 100.0

Technical Fouls: 0

HOME: SCIENCE HILL

NO	PLAYER	FG	FGA	3P	3PA	FT	FTA	OR	DR	TOT	PF	PTS	A	TO	BLK	S	MIN
14	M BRISTOL	0	2	0	1	2	2	2	3	5	0	2	0	3	0	1	13
20	S WILLIAMS	4	9	1	3	0	2	1	0	1	1	9	2	0	0	0	14
30	D BRISTOL	1	3	1	3	0	0	1	1	2	0	3	0	0	0	0	7
42	WHITTINGTON	0	4	0	0	2	2	2	4	6	1	2	2	2	0	0	13
50	CHARLES	1	2	0	0	0	0	4	1	5	0	2	0	0	0	0	14
10	STEVENS	2	3	1	2	1	2	0	0	0	1	6	0	0	0	0	7
24	GARDNER	0	0	0	0	0	0	0	0	0	0	0	0	0	0	0	1
40	T CONLEY	0	1	0	0	2	2	1	2	3	1	2	1	1	0	0	5
32	J JONES	0	1	0	1	0	0	0	1	1	0	0	0	1	0	0	6
12	PATTON	DNP-															
34	B CARTER	DNP-															
22	D JOHNSON	DNP-															
44	C LOVE	DNP-															
52	BRADLEY	DNP-															
	TEAM REBOUNDS							0	0	-2							
	TOTALS	8	25	3	10	7	10	11	12	23	4	26	5	7	0	1	80

TOTAL FG %: 1st Half 32.0 2nd Half Game 32.0 DEADBALL
3 PT FG %: 1st Half 30.0 2nd Half Game 30.0 REBOUNDS 2
FT %: 1st Half 70.0 2nd Half Game 70.0

Technical Fouls: 0

OFFICIALS:
TOM EADES
FRED KESSLER

SCORE BY PERIODS	1	2	OT	OT	OT	FINAL
TYNER	20					20
SCIENCE HILL	26					26

SCORE BY QUARTERS:

TYNER	13	7
SCIENCE HILL	10	16

PAID ATTENDANCE: 6,043; TOTAL ATTENDANCE: 8,665
TOURNEY PAID ATT.: 24,307; TOTAL ATT.: 47,609

1988 Class AAA State Boys' Basketball Tournament

March 16 - March 19, 1988 · Vanderbilt Memorial Gym - Nashville, TN

Game 1 (OT)
Thu. Mar. 17 2:30 PM
- Oak Ridge (25-9) 42
- Science Hill (31-5) 36

Game 2
Thu. Mar. 17 5:45 PM
- Brainerd (32-6) 72
- Hamilton (33-4) 56

Game 3
Fri. Jun. 17 7:30 PM
- Memphis North Side (27-8) 77
- Maplewood (23-9) 63

Game 4
Fri. Jun. 17 9:15 PM
- Franklin (25-9) 76
- Lincoln Co. (28-2) 68

Game 5
Sat. Jun. 18 7:30 PM
- Oak Ridge 54
- Brainerd 56

Game 6
Sat. Jun. 18 9:15 PM
- Memphis North Side 78
- Franklin 69

Game 7
Sat. Mar. 19 8:00 PM
- Brainerd 88
- Memphis North Side 81

Brainerd
STATE CHAMPION

9

OFFICIAL NCAA BASKETBALL BOX SCORE

Date 3-17-88 Site Memorial Gym Nashville, Tennessee

VISITORS (Last Name, First)

No.	JOHNSON CITY SCIENCE HILL (31-6)		Total FG FG	Total FG FGA	3-point FG	3-point FGA	FT	FTA	Rebounds Off	Rebounds Def	Rebounds Tot	PF	TP	A	TO	BLK	S	MIN
22	COLEMAN, Brendan	f	3	6			5	8	0	7	7	2	11	1	3			
32	PARDUE, Robbie	f	2	10	0	2	0	0	0	4	4	3	4	5			2	
52	HOYNACKI, J. J.	c	4	7			0	0	3	4	7	0	8	2		1	1	
20	MOCK, James	g	2	10	1	2	0	0	0	1	1	5	5	2	6		1	
30	ANDERSON, Andrel	g	2	10			0	1	1	5	6	4	4				1	
10	ROWE, Anthony		0	1	0	1	0	0	1	0	1	0	0					
24	STOKES, Frank		0	0			0	0	0	0	0	0	0					
40	STARKE, Todd		2	2			0	0	0	0	0	1	4		1			
42	WHITTINGTON, Jamie		0	0			0	1	0	1	1	0	0					
	TEAM REBOUNDS (included in Totals)								0	0	0							
	TOTALS		15	46	1	5	5	10	5	22	27	15	36	10	10	1	5	

TOTAL FG %: 1st Half 34.8 2nd Half 30.4 Game 32.6 Deadball
3-Pt. FG %: 1st Half 50.0 2nd Half 0 Game 20.0 Rebounds 3
FT %: 1st Half 33.3 2nd Half 57.1 Game 50.0

HOME (Last Name, First)

No	OAK RIDGE (26-9)		Total FG FG	Total FG FGA	3-point FG	3-point FGA	FT	FTA	Rebounds Off	Rebounds Del	Rebounds Tot	PF	TP	A	TO	BLK	S	MIN
22	CALDWELL, Mike	f	2	3			2	7	1	3	4	4	6	4	1		4	
50	KRUPP, Jeff	f	2	7			1	2	1	3	4	1	5		2		1	
42	MILLER, Darryl	c	8	15			0	0	3	15	18	2	16	1	3	3		
10	JONES, Charles	g	1	2			1	1	0	0	0	1	3	3	1			
30	JONES, Elker	g	4	11	2	3	0	1	0	5	5	4	10	3	7			
20	CAPERS, Mark		0	0			0	0	0	0	0	0	0		1			
32	SEXTON, Cameron		0	2			2	4	1	2	3	2	2	2	1			
	TEAM REBOUNDS (included in Totals)								0	2	2							
	TOTALS		17	41	2	3	6	15	6	30	36	14	42	13	16	3	5	

TOTAL FG %: 1st Half 47.4 2nd Half 36.4 Game 41.5 Deadball
3-Pt. FG %: 1st Half — 2nd Half 66.7 Game 66.7 Rebounds 2
FT %: 1st Half 50.0 2nd Half 38.5 Game 40.0

OFFICIALS: Sam Parks, Roy Dill

SCORE BY PERIODS	1st H	2nd H	OT	OT	FINAL
Science Hill	6-12	13-5	0		36
Oak Ridge	9-5	7-10	8		[illegible]

Technical Fouls:

Attendance 2,622

1987 Class AAA State Boys' Basketball Tournament

March 17 - March 20, 1987 · Vanderbilt Memorial Gym - Nashville, TN

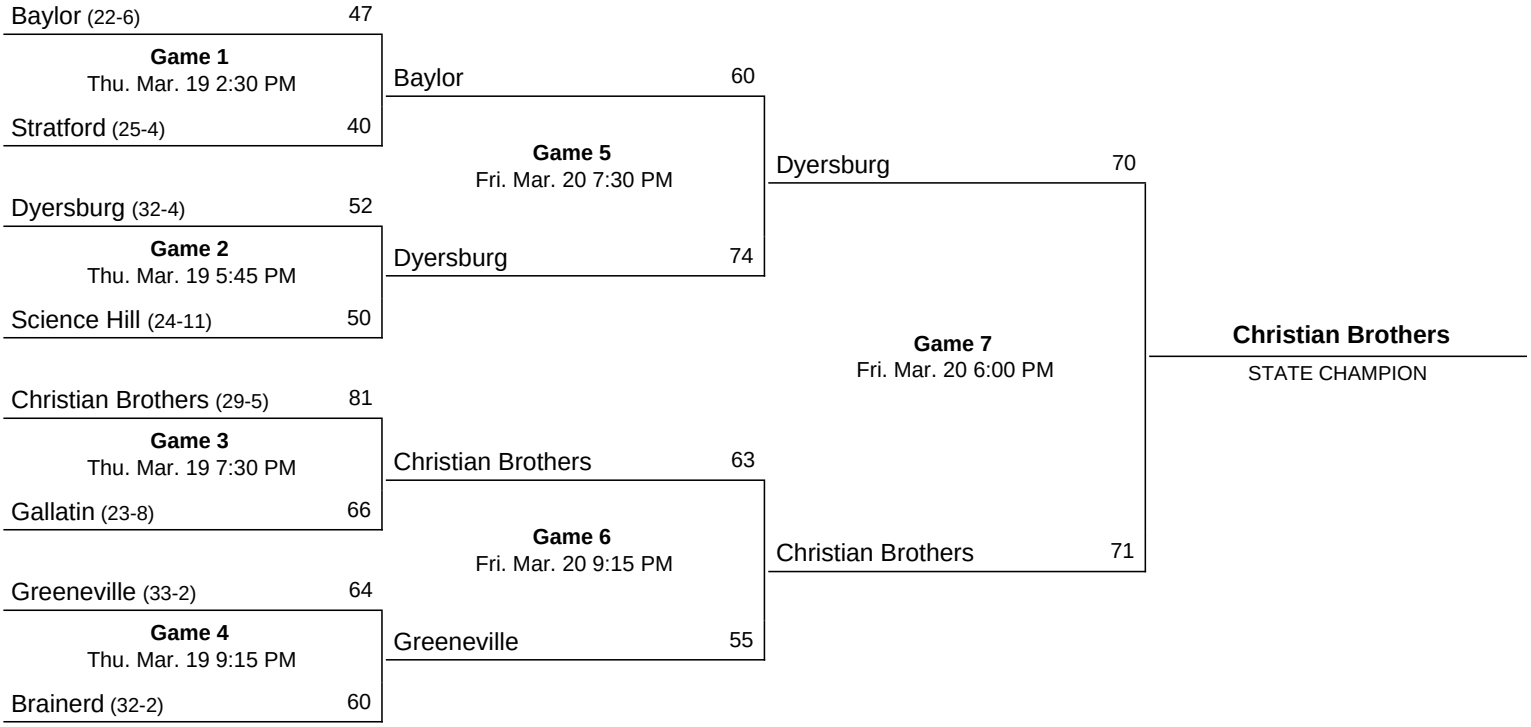

10

OFFICIAL NCAA BASKETBALL BOX SCORE

Date 3-20-87 Site MEMORIAL GYM VANDERBILT UNIVERSITY

VISITORS (Last Name, First)

No.	SCIENCE HILL (24-12)		FG	FGA	FT	FTA	REB	PF	TP	MIN	A	TO	BLK	S
10	ROWE, Anthony	f	2	6	0	0	2	0	4		4			
20	MOCK, James	f	3	9	1	2	1	3	7		2			2
22	STUART, Robbie	c	3	7	0	2	5	5	6		2			
30	ANDERSON, Andrel	g	4	7	7	8	6	3	15					
32	PARDUE, Robbie	g	4	15	0	0	3	3	8		5			3
34	OWENS, Chuck		4	7	2	2	1	2	10		1			2
40	STARKE, Todd													
42	COLEMAN, Brendan													
44	DIGGS, Willie													
50	WILLIAMS, James		0	0	0	0	1	0	0					
52	HOYNACKI, J.J.		0	0	0	0	5	4	0					
54	LEWIS, Terry													
	TEAM REBOUNDS (included in Totals)						8							
	TOTALS		20	51	10	14	32	20	50		14	12	0	7

FG %: 1st Half 39.1 2nd Half 39.3 Game 39.2 Deadball Rebounds 2

FT %: 1st Half 66.7 2nd Half 75.0 Game 57.1

HOME

No.	DYERSBURG (33-4)		FG	FGA	FT	FTA	REB	PF	TP	MIN	A	TO	BLK	S
15	CURTIS, Taylor	f	4	8	2	2	2	1	10		1			
21	WARD, John	f												
23	THOMAS, Kevin	c												
25	BOWEN, Michael	g	1	5	0	1	0	1	2		3		1	
31	HICKMAN, Ernest	g	4	10	2	2	12	1	10		4			1
33	TYUS, Charles		0	0	0	0	0	1	0		2			
35	ROGERS, Kevin													
41	BROWNING, Myrick		4	4	0	2	3	3	4					
43	McDANIEL, Barrett		3	7	4	5	4	5	10					
45	HARRIS, Stacy													
51	EVANS, Jimmy		1	1	0	1	0	1	2					
53	CUPPLES, Mitch		4	8	6	8	6	4	14					1
	TEAM REBOUNDS (included in Totals)						2							
	TOTALS		19	43	14	21	29	17	52		10	10	1	2

FG %: 1st Half 40.9 2nd Half 47.6 Game 44.2 Deadball Rebounds 3

FT %: 1st Half 53.8 2nd Half 87.5 Game 66.7

OFFICIALS: Barry Sinor, Ray Street

Technical Fouls:

Time:

Copyright 1984 National Collegiate Athletic Association

SCORE BY PERIODS	1st H.	2nd H.	OT	OT	FINAL
Science Hill	10-12	12-14	2		50
Dyersburg	9-16	13-[illegible]	4		52

1982 Class AAA State Boys' Basketball Tournament

March 17 - March 20, 1982 · Murphy Center - MTSU - Murfreesboro, TN

Game 1
Thu. Mar. 18 3:00 PM

Gallatin (24-6)	60
Bradley Central (25-9)	59

Game 2
Thu. Mar. 18 6:00 PM

Memphis Central (27-6)	50
Science Hill (30-4)	44

Game 3
Thu. Mar. 18 7:30 PM

Maplewood (29-5)	90
Oakland (20-8)	59

Game 4
Thu. Mar. 18 9:00 PM

Austin-East (32-3)	68
Memphis North Side (28-8)	56

Game 5
Fri. Mar. 19 7:30 PM

Gallatin	49
Memphis Central	54

Game 6
Fri. Mar. 19 9:00 PM

Maplewood	76
Austin-East	80

Game 7
Sat. Mar. 20 9:00 PM

Memphis Central	53
Austin-East	49

Memphis Central

STATE CHAMPION

OFFICIAL NCAA BASKETBALL BOX SCORE

Date 3-18-82 Site Murfreesboro, TN

VISITORS (Last Name, First)

No.	Science Hill		FG	FGA	FT	FTA	REB	PF	TP	A	TO	BLK	S	M
24	Albert Sams	f	5	8	8	11	5	3	18	1	8	0	1	
44	Jimmy Street	f	2	8	2	2	2	3	6	1	3	0	0	
42	Herbie Bullock	c	4	8	2	3	9	2	10	0	1	3	0	
20	Tommy Little	g	2	7	0	0	1	3	4	2	3	0	0	
22	Billy Patton	g	2	2	2	4	4	0	6	1	0	0	0	
50	Mark Tipton													
14	Malcolm Foreman		0	0	0	0	1	0	0	0	0	0	0	
40	Paul Mears													
12	Joey Hughes													
52	Reggie Kyle													
30	Monty Berry													
32	Derrick Flack		0	0	0	0	0	0	0	0	1	0	0	
	TEAM REBOUNDS (Included in Totals)						3							
	TOTALS		15	33	14	20	23	11	44	5	16	3	1	

FG %: 1st Half 8-16-50.0 2nd Half 7-17-41.2 Game 15-33-45.5

FT %: 1st Half 10-11-90.9 2nd Half 4-9-44.4 Game 14-20-70.0

Deadball Rebounds 1

HOME

No.	Memphis Central		FG	FGA	FT	FTA	REB	PF	TP	A	TO	BLK	S	M
32	Thurman Denton	f	3	5	0	0	3	4	6	1	2	0	0	
45	Chris Ward	f	7	11	2	4	5	3	16	1	0	0	1	
42	Harvey Sykes	c	0	1	0	0	3	4	0	2	2	0	0	
11	Don Rubin	g	5	13	2	2	2	2	12	7	2	0	0	
35	Ben Hendriex	g	1	5	2	2	3	1	4	2	1	0	0	
12	Jeff Nelson													
14	Cedric Brown													
15	Robert Jones													
20	Anthony Curtis													
21	Sylvester Smith													
25	Jimmy Anderson		4	5	0	0	0	0	8	0	0	0	1	
44	Reginald Gordon		2	2	0	0	3	3	4	1	4	0	0	
	TEAM REBOUNDS (Included in Totals)						2							
	TOTALS		22	42	6	8	21	17	50	14	11	0	2	

FG %: 1st Half 11-23-47.8 2nd Half 11-19-57.9 Game 22-42-52.4

FT %: 1st Half 0-0-.000 2nd Half 6-8-75.0 Game 6-8-75.0

Deadball Rebounds 1

OFFICIALS: Preston Cathey, Ken Coulter

Technical Fouls:

Attendance 1000

©by National Collegiate Athletic Association 1951

SCORE BY PERIODS

	1st H.	2nd H.	3rd	4th	FINAL
Science Hill	10	16	10	8	44
Memphis Central	10	12	14	14	50

National Collegiate Athletic Association

QUICKIE BASKETBALL STATISTICS

First Half | Second Half | Final
(Circle one)

	Science Hill (Visitors)	Memphis Central (Home)
Team: Score	26	22
Field Goals (Made/Att./Pct.)	8 – 16 – 50.0	11 – 23 – 47.8
Free Throws (Made/Att./Pct.)	10 – 11 – 90.9	0 – 0 – .000
Rebounds	14	7
Fouls	4	7
Individual: Scoring Leaders	Sams - 10	Ward - 6
Rebounding Leaders	Bullock - 8	Sykes - 3
Three or More Fouls		Gordon - 3

Shot Chart

Team Science Hill

Team Memphis Central

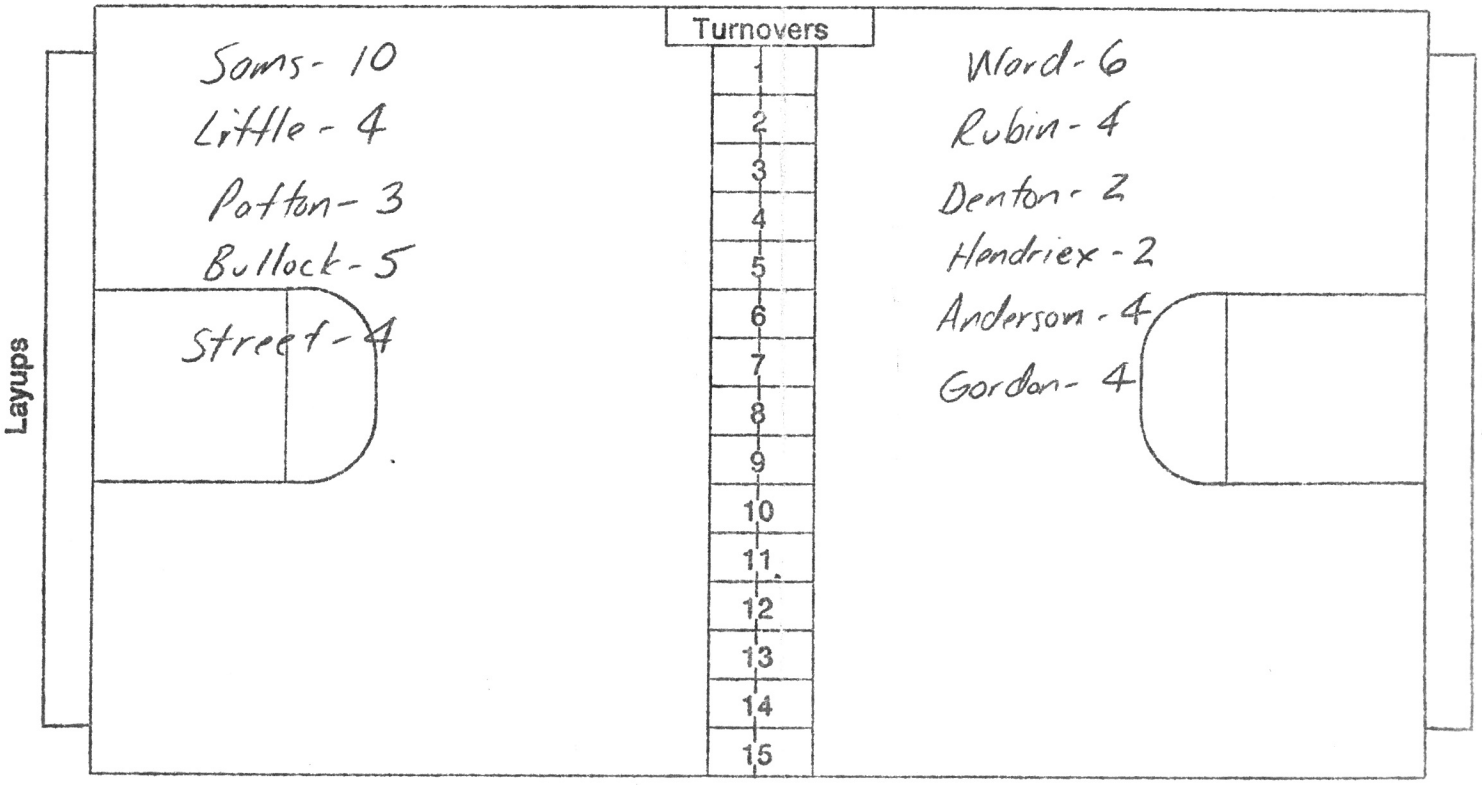

Copyright 1981 National Collegiate Athletic Association

1976 Class AAA State Boys' Basketball Tournament

March 16 - March 20, 1976 · Murphy Center - MTSU - Murfreesboro, TN

Game 1
Tue. Mar. 16 6:00 PM

McGavock (22-6)	61
Howard	52

Game 2
Wed. Mar. 17 1:30 PM

Haywood (24-11)	72
Science Hill (23-6)	48

Game 3
Thu. Mar. 18 4:00 PM

Nashville North	56
Dobyns Bennett	52

Game 4
Wed. Mar. 17 7:30 PM

Chattanooga Riverside (29-4)	86
Jackson Central-Merry (25-5)	80

Game 5
Fri. Mar. 19 9:00 PM

McGavock	89
Brownsville	84

Game 6
Fri. Mar. 19 7:30 PM

Nashville North	74
Chattanooga Riverside	70

Game 7
Sat. Mar. 20 9:00 PM

McGavock	97
Nashville North	77

McGavock
STATE CHAMPION

Stats Form 103-A. Order Masters From Ned West, 2660 Acorn Ave., N.E., Atlanta, Ga. 30305

'AAA' STATE TOURNAMENT
1st ROUND

OFFICIAL BASKETBALL BOX

	HAYWOOD		FIELD GOALS MADE	FIELD GOALS ATT'D.	FREE THROWS MADE	FREE THROWS ATT'D.	RE-BOUNDS	ASS'TS	PER. FOULS	TOTAL POINTS	TURN-OVERS	MINS. PLAYED
G	ZEKE WILLIAMSON	24	4	18	10	13	6	6	4	18	5	
G	STANLEY MIDDLEBROOKS	32	2	6	2	2	4	1	2	6	2	
F	EVERETTE MUSGRAVES	34	4	9	1	2	7	0	1	9	1	
C	CHARLES MORTON	50	3	6	0	0	12	0	4	6	2	
F	DAVID DELK	22	4	11	6	8	6	0	4	14	2	
	AL YOUNG	14	2	3	5	6	0	1	0	9	1	
	DANNY DEMOSS	20	2	5	2	3	3	0	1	6	1	
	DANNY PICKENS	10	2	3	0	0	1	0	0	4	0	
	ROBERT JONES	30										
	EDDIE HARBERT	44	0	0	0	2	3	0	0	0	0	
	LONELL RODGERS	40	0	0	0	0	0	0	1	0	0	
	FLOYD OLIVER	52	0	0	0	0	0	0	2	0	0	
	TOTALS		23	61	26	36	47	8	19	72	14	

PERCENTAGES: FGs: 1st H 11/30 - 36.6 2nd H _____ Game 37.7
FTs: 1st H 15/17 - 88.2 2nd H _____ Game 72.2

Shots Missed 48
Team Rebounds 5
Dead Balls (2)

	SCIENCE HILL		FIELD GOALS MADE	FIELD GOALS ATT'D.	FREE THROWS MADE	FREE THROWS ATT'D.	RE-BOUNDS	ASS'TS	PER. FOULS	TOTAL POINTS	TURN-OVERS	MINS. PLAYED
F	WALTER BRADLEY	25	2	7	3	4	5	0	1T	7	6	
F	GARY CARTER	31	1	4	3	4	5	0	5	5	6	
C	BILLY WISE	33	1	8	0	1	9	0	2	2	2	
G	MIKE BYRD	23	0	2	0	0	0	3	4	0	2	
G	BRIAN CROWDER	15	8	13	2	5	5	1	4	18	4	
	KEN BROWN	45	1	2	0	0	5	1	1	2	1	
	RONALD EVANS	41	3	4	0	1	2	0	2	6	1	
	MIKE FIELDS	11	1	2	3	4	0	0	4	5	0	
	NELSON BRADLEY	53	0	1	0	2	1	0	0	0	0	
	DON MOORE	55	1	1	0	0	0	0	0	2	0	
	DAN HUGHES	13	0	1	1	2	0	1	1	1	1	
	TOTALS		18	45	12	25	41	6	24	48	23	

PERCENTAGES: FGs: 1st H 7/19 - 36.8 2nd H _____ Game 40.0
FTs: 1st H 8/13 - 61.6 2nd H _____ Game 48.0

Shots Missed 40
Team Rebounds 9
Dead Balls (4)

OFFICIALS BOWERS / SMALLEN
CROWD _____
DATE 3/17/76

SCORE BY PERIODS	1	2	3	4	EP	EP	G
HAYWOOD	13	24	12	23			72
SCIENCE HILL	6	16	11	15			48

1973 Large Class State Boys' Basketball Tournament

March 14 - March 17, 1973 · Stokely Athletic Center - UT Knoxville - Knoxville, TN

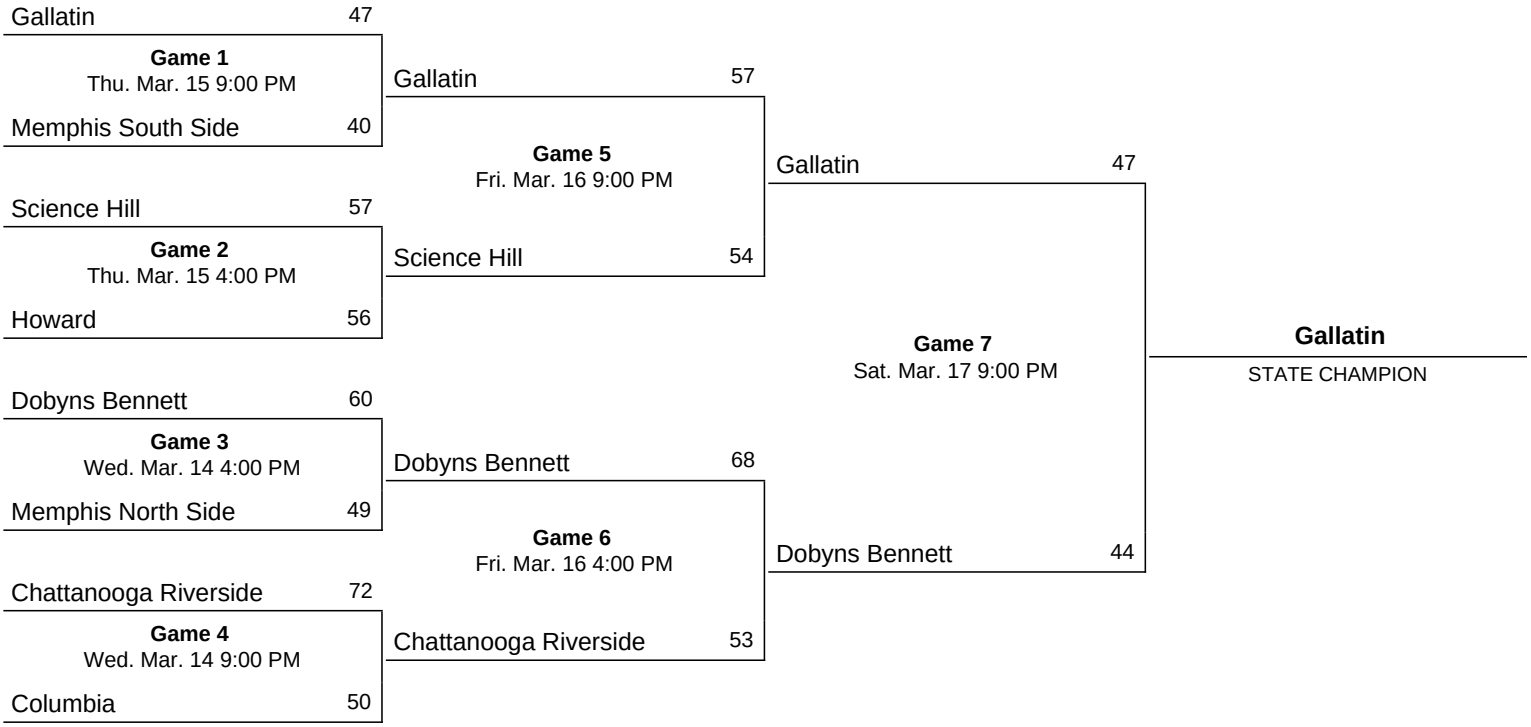

UNIVERSITY OF TENNESSEE
SPORTS PUBLICITY

State Tournament
Game #6 - Class (L)

Turnovers
JC-17
H-23

DATE: March 15, 1973

ATTENDANCE: 3,170

POINTS SCORED EACH PERIOD

	First Half		Second Half		EP	EP	Final
Johnson City	12	20	13	12			57
Howard	13	20	10	13			56

TEAM Johnson City S.H.	FIELD GOALS MADE	FIELD GOALS ATT.	FIELD GOALS PER-CENT	FREE THROWS MADE	FREE THROWS ATT.	FREE THROWS PER-CENT	RE-BOUNDS	PER. FOULS	ASSTS.	TOTAL POINTS
Kiser	7	14		0	0		5	4		14
G. Simpson	2	11		0	1		8	2		4
Faw	8	14		0	0		4	2		16
Stuart	6	14		4	6		9	4		16
S. Simpson	0	4		0	0		1	2		0
Vaughn	3	8		1	2		9	3		7
Crawford	0	0		0	0		0	0		0
~~Truitt~~		0					0			
~~Lyons~~		0					0			
~~Vance~~										
Team							4			
TOTALS	26	65	40.0	5	9	55.6	40	17		57

TEAM Chattanooga Howard	FIELD GOALS MADE	FIELD GOALS ATT.	FIELD GOALS PER-CENT	FREE THROWS MADE	FREE THROWS ATT.	FREE THROWS PER-CENT	RE-BOUNDS	PER. FOULS	ASSTS.	TOTAL POINTS
Raymond	1	5		0	0		5	1		2
Merritt	2	5		0	1		2	3		4
Cunningham	7	13		4	5		12	2		18
Poole	7	15		3	4		3	1		17
Watts	3	6		1	3		9	3		7
~~Bennings~~										
Carter	1	1		0	0		1	0		2
Carlson	2	3		0	0		1	2		4
Spurgeon	1	3		0	0		0	1		2
~~Hardeman~~										
Team							2			
TOTALS	24	51	47.1	8	13	61.5	35	13		56

Bill Arata and Charles McDonnell

UNIVERSITY OF TENNESSEE
SPORTS PUBLICITY

State Tournament Game #12
Class L Semi-Finals

DATE: March 16, 1973

ATTENDANCE: 5,370

Turnovers
Gal - 11
JC - 11

POINTS SCORED EACH PERIOD

	First Half		Second Half		EP	EP	Final
Gallatin ~~TENNESSEE~~	8	20	14	15			57
Johnson City	12	8	19	15			54

TEAM Gallatin	FIELD GOALS MADE	FIELD GOALS ATT.	FIELD GOALS PER-CENT	FREE THROWS MADE	FREE THROWS ATT.	FREE THROWS PER-CENT	RE-BOUNDS	PER. FOULS	ASSTS.	TOTAL POINTS
Ligon	4	10		0	0		10	4		8
Harris	4	15		1	3		7	2		9
A. Williams	4	8		6	8		7	3		14
Bennett	8	15		0	0		5	1		16
Smith	1	3		0	0		0	1		2
Stewart	4	13		0	4		7	4		8
Chumbley	0	0		0	0		0	0		0
~~D. Williams~~										
~~Ray~~										
~~Bass~~										
Team										
							9			
TOTALS	25	64	39.1	7	15	46.7	45	15		57

TEAM Johnson City Science Hill	FIELD GOALS MADE	FIELD GOALS ATT.	FIELD GOALS PER-CENT	FREE THROWS MADE	FREE THROWS ATT.	FREE THROWS PER-CENT	RE-BOUNDS	PER. FOULS	ASSTS.	TOTAL POINTS
Kiser	3	14		4	4		5	4		10
G. Simpson	2	10		1	2		2	4		5
~~Bass~~ FAW	6	14		1	1		12	3		13
Stuart	6	13		6	9		12	3		18
S. Simpson	4	6		0	2		6	4		8
Vaughn	0	2		0	0		1	0		0
Crawford	0	0		0	0		0	0		0
~~Vance~~										
~~Bruitt~~										
~~Lyons~~										
Team							8			
TOTALS	21	59	35.6	12	18	66.7	46	18		54

Joe Mack Caldwell and Charles McCormell

1972 State Boys' Basketball Tournament

March 14 - March 18, 1972

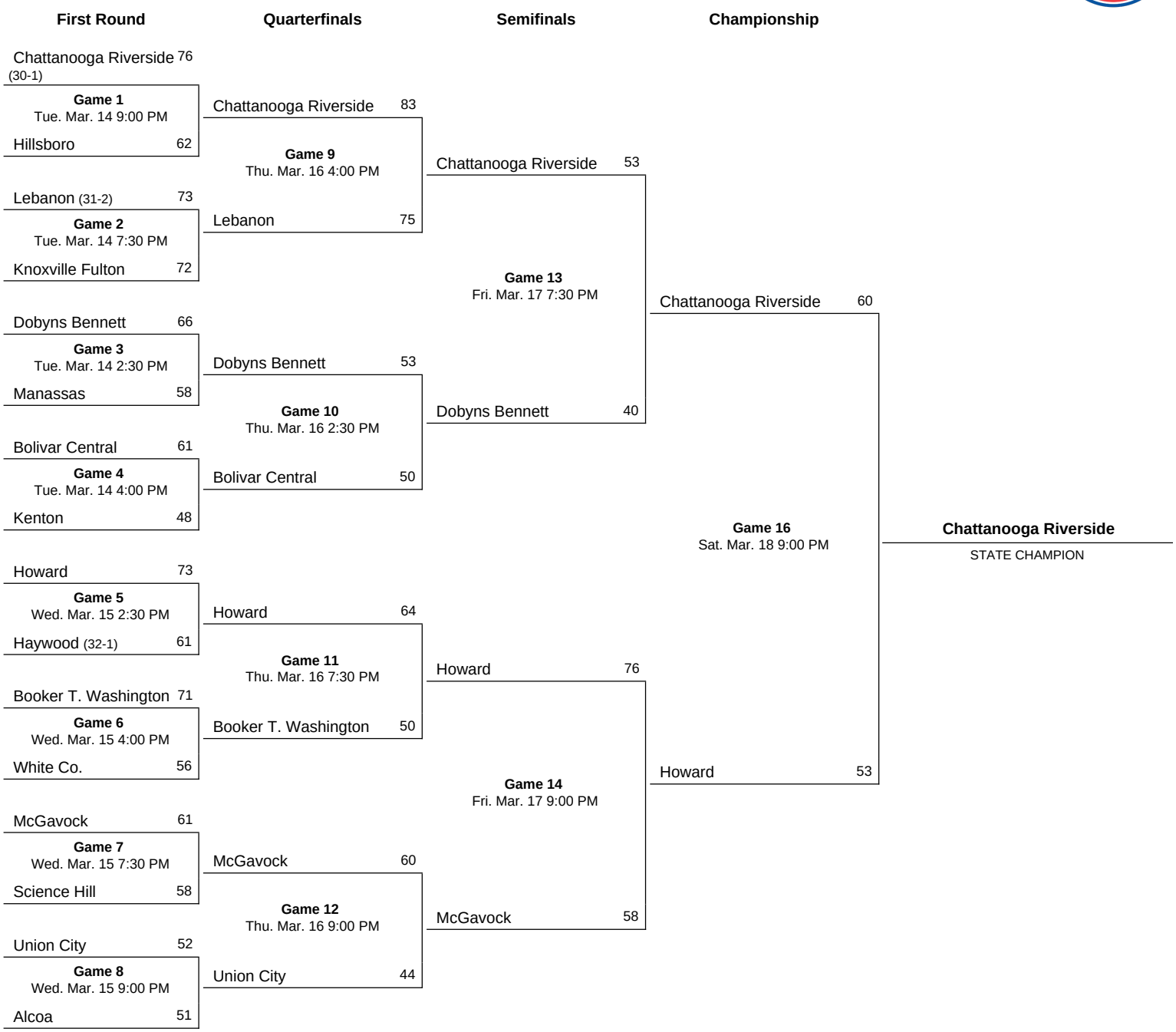

Consolation Contests

Mar. 18 9:00 PM Game 15 Third Place **Dobyns Bennett 68**, McGavock 51 **Stats**

OFFICIAL BASKETBALL BOX SCORE

Game 7

McGavock vs. Johnson City

Date: March 15, 1972 Site: Vanderbilt

Attendance:

Officials: Norman Todd Ray Street

Score by Halves: State Tournament

Team	1st	2nd	[illegible]	[illegible]	FINAL
McGavock	16	9	17	19	61
Johnson City	15	12	17	14	58

No.	(VISITING TEAM) Player McGavock	Field Goals Made	Field Goals Att'd.	Free Throws Made	Free Throws Att'd.	Re-bounds	Ass'ts.	Per. Fouls	Total Points	Mins. Played
15	Knight	4	11	5	6	12		4	13	
45	Zoccolla	2	3	3	5	2		3	7	
51	Flatt	5	10	3	5	11		3	13	
23	Pittman	1	5	1	2	2		3	3	
13	Miller	7	15	5	5	5		2	9	
35	Matlock	1	2	0	0	0		1	2	
31	Johnson	0	3	0	1	2		5	0	
25	Dennis	2	3	0	1	1		1	4	
	Team Rebounds					2				
	TEAM TOTALS	22	52	17	25	38		22	61	
	(Percentages)	42.3%		68.0%						

Team Turnovers

No.	(HOME TEAM) Player Johnson City	Field Goals Made	Field Goals Att'd.	Free Throws Made	Free Throws Att'd.	Re-bounds	Ass'ts.	Per. Fouls	Total Points	Mins. Played
40	Kaser	3	8	0	3	6		4	6	
20	G Simpson	5	10	3	3	6		4	13	
44	Faw	2	4	1	2	11		4	5	
22	Stuart	8	17	10	11	10		5	26	
14	Bradley	0	4	3	4	0		4	3	
34	S Simpson	0	2	4	5	3		1	4	
24	CARROLL	0	0	1	3	2		0	1	
32	C. STUART	0	0	0	0	0		0	0	
	Team Rebounds					2				
	TEAM TOTALS	18	49	22	31	40		22	58	
	(Percentages)	36.7%		71.0%						

Team Turnovers

1968 State Boys' Basketball Tournament

March 11 - March 16, 1968

Consolation Contests

Mar. 16 7:00 PM Game 31 Third Place **Memphis Carver 78**, Milan 67 Stats

	OAK RIDGE	FG - A	FT - A	Reb	PF	TP
40	GOODMAN	2-6	1-1	5	0	5
12	GOLDEN	1-4	9-12	14	2	11
44	JONES	10-21	4-5	8	4	24
20	DAVIDSON	5-15	2-2	6	2	12
30	LANE	1-3	1-1	2	2	3
42	SHUEY	0-1	1-2	1	0	1
52	BEGUN	0-0	0-0	0	0	0
54	KIDD	0-1	0-0	1	0	0
24	HOLZKNECHT	0-1	0-0	0	0	0
32	KIRK	0-0	0-0	0	0	0
	TOTALS	19-52	18-23	37	10	56
	Pct:	36.5%	78.3%			

	CHATTANOOGA CITY	FG - A	FT - A	Reb	PF	TP
51	TABB	3-9	0-0	2	3	6
41	BLAKE	1-4	2-2	1	2	4
53	McKELVY	3-5	1-4	7	2	7
35	NELMS	4-12	0-0	5	1	8
45	EATON	6-23	2-5	5	5	14
43	SMITH	0-0	0-0	1	1	0
21	MOSER	0-0	0-0	0	1	0
11	WITT	0-0	0-0	1	1	0
23	WILHOITE	1-1	0-0	0	0	2
15	RUSSELL	0-1	0-0	1	0	0
	TOTALS	18-55	5-11	23	16	41
	Pct:	32.7%	45.5%			

PLACE

MID-SOUTH COLISEU

DATE

3-11-68

ATTENDANCE

2,703

BY QUARTERS

SCORE [redacted]

13-13-15-15

TURNOVERS

OAK RIDGE 11

CHATT. CITY 12

OFFICIALS

HOLLEY & BOYD

SCORE BY QUARTE

9-11-13-8

MEMPHIS STATE UNIVERSITY
SPORTS INFORMATION SERVICES

WED. AFT. GAME #1 PF REB

	OAK RIDGE	FG - A	FT - A	~~Reb~~	~~PF~~	TP
40	GOODMAN	1 - 8	2 - 4	1	11	4
12	GOLDEN	3 - 7	6 - 12	3	7	12
44	JONES	4 - 12	2 - 2	4	14	10
20	DAVIDSON	5 - 11	0 - 0	3	3	10
30	LANE	1 - 3	1 - 1	4	1	3
42	SHNEY	0 - 1	0 - 0	0	1	0
52	BEGIN	0 - 1	0 - 0	0	0	0
54	KIDD	0 - 3	2 - 2	0	0	2
24	HOLZKNECHT	1 - 3	0 - 0	2	0	2
32	KIRK	1 - 4	1 - 4	3	5	3
	TOTALS	16 - 53	14 - 25	20	42	46
	Pct:	30 %	56 %			

PLACE
MID SOUTH COL.

DATE
3 - 13 - 68

~~ATTENDANCE~~

BY QTRS
SCORE ~~AT HALF~~
8 - 12 - 7 - 19

TURNOVERS

OFFICIALS
BOYD & WEBB

	JOHNSON CITY	FG - A	FT - A	Reb	PF	TP
15	HAIRSTON	8 - 23	9 - 11	16	2	25
25	SEWARD	1 - 2	2 - 2	3	5	4
35	STREET	2 - 3	1 - 4	2	0	5
33	STUART	8 - 11	4 - 8	6	2	20
45	HOLLY	0 - 1	0 - 0	0	5	0
21	LOWE	0 - 1	0 - 0	1	0	0
11	CHINOUTH	0 - 0	0 - 0	0	0	0
43	BENNETT	0 - 0	0 - 0	0	0	0
51	SHERWOOD	0 - 2	0 - 0	1	3	0
41	BRYANT	7 - 11	0 - 2	5	3	14
	TOTALS	26 - 54	16 - 27	34	20	68
	Pct:	48 %	59 %			

SCORE BY QTRS
10 - 17 - 16 - 25

MEMPHIS STATE UNIVERSITY
SPORTS INFORMATION SERVICES

WED. NITE #1

	JOHNSON CITY SCIENCE HILL	FG - A	FT - A	Reb	PF	TP
32	HAIRSTON	10-18	19-24	8	3	39
20	SEWARD	1-3	1-2	4	3	3
30	STREET	3-5	3-7	2	4	9
24	STUART	8-9	5-8	6	5	21
52	HOLLY	0-0	0-0	1	2	0
10	LOWE	0-0	0-0	1	0	0
44	SHERWOOD	0-0	0-0	1	0	0
40	BRYANT	1-2	3-4	5	2	5
	TOTALS	23-37	31-45	28	19	77
	Pct:	62%	68.9%			

PLACE
MID SOUTH COLISEUM

DATE
3-14-68

ATTENDANCE

BY QUARTERS
SCORE
13-24-14-26

TURNOVERS
SCIENCE CITY 26

SPRINGFIELD 22

OFFICIALS
GREEN & WEBB

	SPRINGFIELD BRANSFORD	FG - A	FT - A	Reb	PF	TP
24	DARDEN	1-8	2-3	3	5	4
12	BAILEY, B.	1-5	0-3	5	5	2
34	WINROW	11-17	5-11	15	5	27
35	TAYLOR	2-5	2-5	4	4	6
25	PARHAM	10-19	6-7	5	1	26
11	JAMISON	1-6	0-1	1	1	2
32	AUSTIN	1-3	0-0	5	4	2
15	BAILEY, D.	0-0	0-0	0	0	0
	TOTALS	27-63	15-30	38	25	69
	Pct:	42.9%	50%			

SCORE BY QUARTERS
16-14-21-18

MEMPHIS STATE UNIVERSITY
SPORTS INFORMATION SERVICES

SEMI-FINALS FRI. NITE #2

	JOHNSON CITY SCIENCE HILL	FG - A	FT - A	Reb	PF	TP
32	HAIRSTON	6-23	8-9	10	3	20
20	SEWARD	1-2	2-2	2	4	4
30	STREET	1-3	2-3	6	3	4
24	STUART	8-15	15-16	7	5	31
40	BRYANT	8-9	2-3	9	5	18
52	HOLLY	0-0	0-0	0	0	0
10	LOWE	0-0	0-2	0	1	0
44	SHERWOOD	0-1	0-0	1	0	0
	TOTALS	24-53	29-35	35	21	77
	Pct:	45%	82.9%			

	MEMPHIS CARVER	FG - A	FT - A	Reb	PF	TP
13	NORMAN	2-7	3-6	7	5	7
32	ABERNATHY	2-10	2-5	13	3	6
4	BROOKS	9-17	7-10	16	4	25
3	GUNN	4-16	2-3	6	5	10
12	PASCHALL	10-21	3-5	4	4	23
15	MC GEE	0-0	0-0	0	1	0
14	THORNTON	0-1	0-0	0	0	0
22	MORAGNE	0-0	0-0	0	1	0
10	BLAKE	0-0	2-2	2	1	2
20	PITTMAN	0-0	0-0	0	1	0
	TOTALS	27-72	19-31	48	25	73
	Pct:	37.5%	61%			

PLACE
MID-SOUTH COLISEUM

DATE
3-15-68

ATTENDANCE
10,691

41,396 SESSION

BY QUARTERS

SCORE

15-20-22-20

TURNOVERS

JOHNSON CITY 17
MEMPHIS CARVER 20

OFFICIALS

GREEN & BOYD

SCORE BY QUARTERS

15-19-10-29

MEMPHIS STATE UNIVERSITY
SPORTS INFORMATION SERVICES

CHAMPIONSHIP GAME SAT. NITE

	CHATTANOOGA RIVERSIDE	FG - A	FT - A	Reb	PF	TP
15	STONE	7-12	0-3	6	3	14
25	SLOAN	0-2	0-0	2	0	0
20	McGEE	4-5	0-1	5	4	8
21	FUQUA	7-16	7-7	7	0	21
12	HOLLINGSWORTH	2-8	0-0	3	4	4
24	BAKER	1-3	0-1	3	4	2
33	TRAYLOR	7-11	0-1	6	3	14
11	BATTLE	2-3	0-2	1	1	4
	TOTALS	30-58	7-15	33	19	67
	Pct:	51.7%	46.7%			

PLACE
MID-SOUTH COLISE

DATE
3-16-68

ATTENDANCE
10,322

TOTAL ATTENDANCE 51,718

BY QUARTERS
SCORE
15-12-16-24

TURNOVERS
CHATT. RIVERSIDE - 16
J.C. SCIENCE HILL - 16

OFFICIALS
HOLLEY & GOODMAN

	JOHNSON CITY SCIENCE HILL	FG - A	FT - A	Reb	PF	TP
15	HAIRSTON	5-24	5-6	11	2	15
25	SEWARD	0-3	0-0	2	2	0
41	BRYANT	7-13	5-7	13	1	19
35	STREET	3-6	5-10	2	2	19
33	STUART	7-11	2-3	12	4	8
45	HOLLY	0-0	0-0	1	0	0
51	SHERWOOD	0-0	0-0	0	1	0
	TOTALS	22-57	17-26	41	12	61
	Pct:	38.6%	65%			

SCORE BY QUARTER
15-14-9-23

MEMPHIS STATE UNIVERSITY
SPORTS INFORMATION SERVICES

1967 State Boys' Basketball Tournament

March 13 - March 18, 1967

First Round

- Chattanooga Riverside 77 — Bells 43 (**Game 1** Mon. Mar. 13 9 PM)
- McMinnville City — Bye (**Game 2** Mon. Mar. 13)
- Memphis Carver — Bye (**Game 3** Mon. Mar. 13)
- Nashville North — Bye (**Game 4** Mon. Mar. 13)
- Alcoa — Bye (**Game 5** Mon. Mar. 13)
- Bulls Gap — Bye (**Game 6** Mon. Mar. 13)
- Collinwood — Bye (**Game 7** Mon. Mar. 13)
- Union City — Bye (**Game 8** Mon. Mar. 13)
- Franklin (22-9) 47 — Memphis Woodstock (28-9) 51 (**Game 9** Mon. Mar. 13 7:30 PM)
- Science Hill — Bye (**Game 10** Mon. Mar. 13)
- Stratford — Bye (**Game 11** Mon. Mar. 13)
- Miles — Bye (**Game 12** Mon. Mar. 13)
- Knoxville Holston — Bye (**Game 13** Mon. Mar. 13)
- Howard — Bye (**Game 14** Mon. Mar. 13)
- Trenton — Bye (**Game 15** Mon. Mar. 13)
- Rickman — Bye (**Game 16** Mon. Mar. 13)

Second Round

- Chattanooga Riverside 71 — McMinnville City 63 (**Game 17** Wed. Mar. 15 2:30 PM)
- Memphis Carver 66 — Nashville North 43 (**Game 18** Wed. Mar. 15 4 PM)
- Alcoa 57 — Bulls Gap 25 (**Game 19** Wed. Mar. 15 9 PM)
- Collinwood 48 — Union City 45 (2 OT **Game 20** Wed. Mar. 15 7:30 PM)
- Memphis Woodstock 58 — Science Hill 87 (**Game 21** Tue. Mar. 14 9 PM)
- Stratford 63 — Union City Miles 40 (**Game 22** Tue. Mar. 14 7:30 PM)
- Knoxville Holston 71 — Howard 43 (**Game 23** Tue. Mar. 14 2:30 PM)
- Trenton 53 — Rickman 38 (**Game 24** Tue. Mar. 14 4 PM)

Quarterfinals

- Chattanooga Riverside 49 — Memphis Carver 44 (**Game 25** Thu. Mar. 16 7:30 PM)
- Alcoa 70 — Collinwood 49 (**Game 26** Thu. Mar. 16 9 PM)
- Science Hill 55 — Stratford 43 (**Game 27** Thu. Mar. 16 4 PM)
- Knoxville Holston 49 — Trenton 39 (**Game 28** Thu. Mar. 16 2:30 PM)

Semifinals

- Chattanooga Riverside 41 — Alcoa 50 (**Game 29** Fri. Mar. 17 9 PM)
- Science Hill 41 — Knoxville Holston 45 (**Game 30** Fri. Mar. 17 7:30 PM)

Championship

- Alcoa 46 — Knoxville Holston 45 (**Game 32** Sat. Mar. 18 9 PM)

Alcoa
STATE CHAMPION

Consolation Contests

Mar. 18 7:30 PM Game 31 Third Place **Science Hill 47**, Chattanooga Riverside 40 **Stats**

JOHNSON CITY	G	F	T	MEM. WOODSTOCK	G	F	T
Lawson	6	1-2	13	Douglas	1	0-0	2
Harriston	11	4-5	26	Steverson	6	7-10	19
Thomason	3	3-7	9	Millen	1	0-0	2
Bailey	3	9-10	15	Watson	2	0-0	4
Stewart	7	4-6	18	Bryant	6	1-1	13
Hartsaw	0	0-1	0	Rix	3	1-3	7
Holly	0	2-2	2	Smith	0	2-4	2
Sherwood	1	0-0	2	Atkins	0	1-2	1
Seward	1	0-0	2	Harris	3	0-0	6
Lowe	0	0-1	0	Williams	1	0-0	2
Totals	32	23-34	87	**Totals**	23	12-20	58

Johnson City	23	21	19	24—87
Woodstock	17	9	12	20—58

STRATFORD	G	F	T
Lankford	2	3-3	7
Maddux	3	3-4	9
Rchrdsn	4	8-10	16
Daniels	4	1-1	9
Buckley	0	1-2	1
Scruggs	0	0-0	0
Capps	0	1-1	1
Griggs	0	0-0	0
Ridley	0	0-0	0
Totals	**13**	**17-21**	**43**

JOHNSON CITY	G	F	T
Lawson	2	0-0	4
Hairston	9	4-5	22
Thom'son	3	5-8	11
Bailey	0	5-9	5
Stuart	4	5-6	13
Holly	0	0-0	0
Totals	**18**	**19-28**	**55**

Stratford	11	14	8	10—43
Johnson City	11	16	6	22—55

Fouled out: Stratford, Lankford; Johnson City, none.

Total fouls: Stratford, 20; Johnson City, 15.

Attendance: 3,643.

✦ ✦ ✦

HOLSTON	G	F	T	JOHNSON CITY	G	F	T
King	4	2-3	10	Lawson	0	2-2	2
Joslin	2	0-0	4	Hairston	5	5-8	15
Bethel	1	3-5	5	Thomason	3	3-3	9
J. E'gland	2	9-10	13	Bailey	0	4-5	4
Collins	4	3-5	11	Stuart	4	3-7	11
Van Mol	1	0-0	2	Holly	0	0-0	0
Totals	**14**	**17-23**	**45**	**Totals**	**12**	**17-25**	**41**

Holston	12	6	13	14—45
Johnson City	8	8	10	15—41

Fouled out: Holston, Bethel; Johnson City, Thomason.

Total fouls: Holston 17, Johnson City 15.

Attendance: 7,000 (estimated).

✦ ✦ ✦

JOHNSON CITY	G	F	T	RIVERSIDE	G	F	T
Lawson	2	2-2	6	Camp	6	0-1	12
Harriston	9	1-1	19	Jones	4	0-0	8
Thomason	2	0-3	4	McGee	0	0-0	0
Bailey	3	1-1	7	Parks	4	1-1	9
Stewart	7	5-8	19	Alexander	7	1-2	15
Holly	0	0-0	0	Stone	2	0-2	4
Hartsaw	0	0-0	0	Fuqua	0	0-0	0
Seward	0	2-2	2	Baker	0	0-0	0
				Sloan	1	0-0	2
Totals	**23**	**11-17**	**57**	**Totals**	**24**	**2-6**	**50**

Johnson City	**15**	**11**	**21**	**10—57**
Riverside	**18**	**8**	**14**	**10—50**

Fouled Out: Riverside, Jones; Johnson City, none.

Total fouls: Riverside 15; Johnson City 5.

Attendance: 12,000 (EST.)

1954 State Boys' Basketball Tournament

March 9 - March 13, 1954

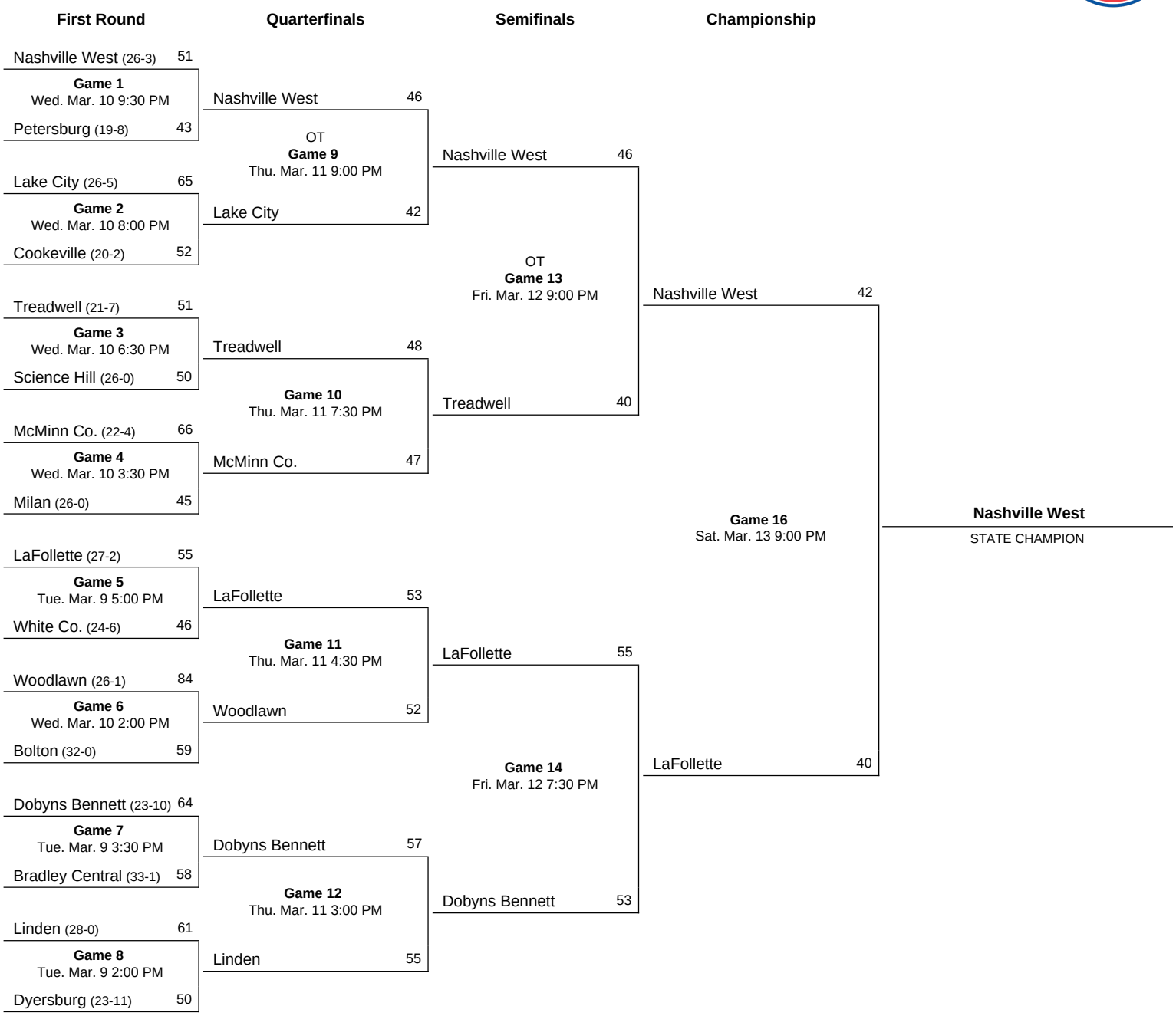

Consolation Contests

Mar. 13 7:30 PM Game 15 Third Place **Dobyns Bennett 53**, Treadwell 51 **Stats**

JOHNSON CITY (50)	FG	FT	PF	TP
Evans f	2	1	5	5
Taylor f	4	1	2	9
Wolff c	7	6	1	20
Sells c	0	2	0	2
Bowman g	4	2	1	10
Walters g	1	2	3	4
Totals	18	14	12	50

TREADWELL (51)	FG	FT	PF	TP
Hyde f	8	2	3	18
House f	3	0	2	6
Crain c	1	1	3	3
Hardage c	2	0	4	4
Young g	3	3	2	9
Arata g	3	3	1	9
Bowen g	0	2	0	2
Totals	20	11	15	51

Johnson City	15	7	18	10—50
Memphis Treadwell	11	17	17	6—51

Free throws missed: Johnson City — Evans, Wolff 6, Bowman, Walters 2, Sells 2. Treadwell—Hyde, Young 2, Bowen 2.

1952 State Boys' Basketball Tournament

March 11 - March 15, 1952

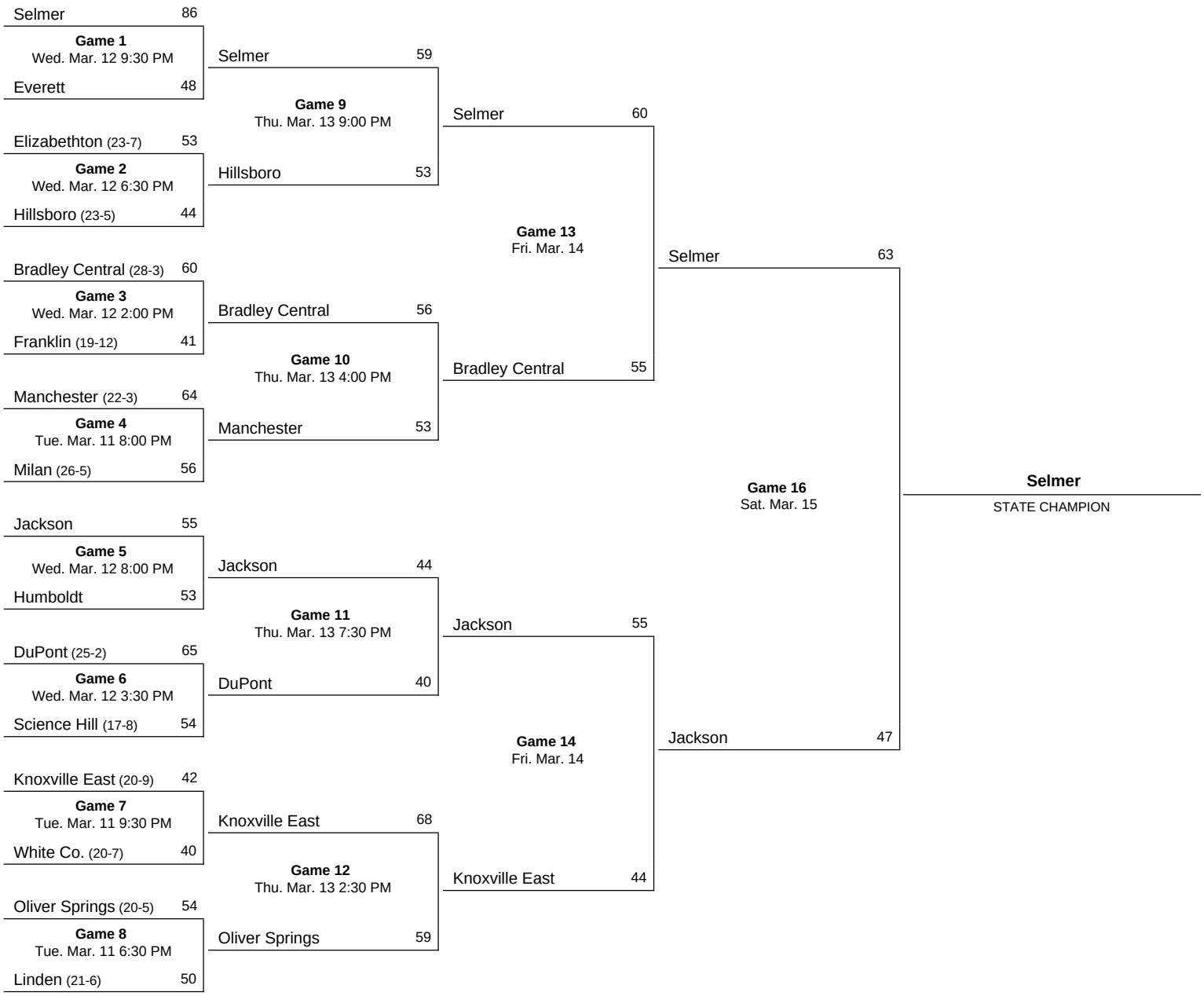

Consolation Contests

Mar. 15 Game 15 Third Place **Bradley Central 62**, Knoxville East 59 **Stats**

Pos.—Du Pont (65)	Johnson City (51)
F—R. Gaines (17)	Gilley (24)
F—Russ (19)	Austin (3)
C—Smith (2)	Tate
G—Williams (20)	Cloyd (11)
G—W. Gaines (2)	Bowman (6)

Halftime score: Johnson City 28; Du Pont 25.

Subs: Du Pont—Wright (5). Johnson City—Taylor (2), Wolfe (8).