Perry Co. High School
Boys' Basketball
Linden, TN

POSTSEASON HISTORY REPORT

GENERATED MAY 1, 2024

Summary

Championship Record: 16-11
Appearances (14): 2012, 2011, 2003, 1997, 1996, 1995, 1994, 1989, 1986, 1985, 1977, 1976, 1975, 1969
Finals Appearances/Runners-up (8): 1955, 1956, 1957, 1976, 1977, 1996, 1997, 2012
Championships (6): 1997, 1977, 1976, 1957, 1956, 1955

Finals Appearances

Year	Class	Award	Detail
1955		Team Champions	(34-2)
1956		Team Champions	(34-2)
1957		Team Champions	(29-9)
1976	Class A	Team Champions	(27-5)
1977	Class A	Team Champions	(27-1)
1996	Class A	Team Runner-Up	(30-3)
1997	Class A	Team Champions	(37-0)
2012	Class A	Team Runner-Up	(30-5)

Awards

Year	Award	Name	Class
1976	Most Valuable Player	Mike Rhodes	Class A
1977	Most Valuable Player	Mike Rhodes	Class A
1996	Most Valuable Player	Kirk Haston	Class A
1997	Mr. Basketball	Kirk Haston	Class A
1997	Most Valuable Player	Kirk Haston	Class A

2012 Class A State Boys' Basketball Tournament

March 14 - March 17, 2012 · Murphy Center - MTSU - Murfreesboro, TN



Official Basketball Box Score

Wartburg vs Perry County

03/15/12 3:15 p.m. at Murphy Center, Murfreesboro, Tenn.

VISITORS: Wartburg 25-5

##	Player Name		TOT-FG FG-FGA	3-PT FG-FGA	FT-FTA	REBOUNDS OF	DE	TOT	PF	TP	A	TO	BLK	S	MIN
04	Langley, Austin.....	*	0-4	0-3	0-0	1	1	2	3	0	1	2	0	0	19
05	Moore, Zach.....	*	0-6	0-5	0-0	0	1	1	2	0	0	3	0	0	16
11	Justes, Brandon.....	*	1-6	1-4	0-0	1	1	2	1	3	4	0	0	1	27
23	Fountain, Alex.....	*	6-19	1-3	4-6	6	6	12	2	17	1	2	0	1	28
33	Richardson, Brad....	*	5-10	0-2	5-5	1	4	5	2	15	0	1	0	1	24
02	Hawn, Jesse.....		0-0	0-0	0-0	0	0	0	0	0	0	0	0	0	2
03	Thorne, Chris.....		0-1	0-1	1-2	0	0	0	1	1	0	0	0	0	2
10	Smith, Matt.....		0-0	0-0	0-0	0	0	0	0	0	0	0	0	0	4
12	Adkisson, Logan.....		1-3	0-0	0-0	0	1	1	2	2	1	2	0	0	10
14	Hamby, Aaron.....		0-1	0-0	0-0	0	0	0	1	0	0	0	0	1	4
15	Rice, Dillon.....		0-0	0-0	0-0	0	1	1	0	0	0	1	0	0	1
20	Jones, Coby.....		0-0	0-0	0-0	0	0	0	0	0	0	0	0	0	1
22	Jones, Patrick.....		0-0	0-0	0-0	0	0	0	0	0	0	0	1	0	1
32	Justes, Daniel.....		1-4	1-4	0-0	0	1	1	0	3	0	0	0	2	17
34	Dyer, Jesse.....		1-1	0-0	0-0	1	1	2	0	2	0	2	0	0	4
	TEAM.....						3	3							
	Totals.....		15-55	3-22	10-13	10	20	30	14	43	7	13	1	6	160

TOTAL FG% 1st Half: 7-24 29.2% 2nd Half: 8-31 25.8% Game: 27.3% DEADB

3-Pt. FG% 1st Half: 2-10 20.0% 2nd Half: 1-12 8.3% Game: 13.6% REBS

F Throw % 1st Half: 6-7 85.7% 2nd Half: 4-6 66.7% Game: 76.9% 1

HOME TEAM: Perry County 29-4

##	Player Name		TOT-FG FG-FGA	3-PT FG-FGA	FT-FTA	REBOUNDS OF	DE	TOT	PF	TP	A	TO	BLK	S	MIN
05	Hill, Garrett.....	*	3-6	0-1	0-0	1	3	4	4	6	3	3	0	2	27
22	Rhodes, Cannon.....	*	6-16	1-8	4-4	2	9	11	1	17	1	1	0	0	29
42	Dill, Taylor.....	*	4-6	0-0	2-2	1	3	4	1	10	3	2	0	2	26
43	Tucker, Jacob.....	*	8-12	1-1	0-0	1	4	5	2	17	1	2	0	1	23
52	Gilboy, Matt.....	*	4-7	0-0	1-2	2	4	6	2	9	1	2	1	1	27
00	Hudson, Quenton.....		0-0	0-0	0-0	0	1	1	0	0	0	0	0	0	2
04	Bailey, Alex.....		0-1	0-0	0-0	0	1	1	0	0	1	0	0	0	3
13	Hayes, Jamie.....		0-0	0-0	0-0	0	0	0	0	0	0	0	0	0	1
14	King, Taylor.....		0-0	0-0	1-2	1	0	1	0	1	0	1	0	0	1
23	Edney, Justin.....		2-5	2-4	0-0	0	1	1	1	6	1	0	0	0	13
25	Broadway, Dalton....		0-0	0-0	0-0	0	0	0	0	0	0	0	0	0	2
34	Bates, Weston.....		0-0	0-0	0-0	0	0	0	0	0	0	1	0	0	1
41	Marlin, Lance.....		0-1	0-0	2-2	0	1	1	0	2	0	0	0	0	2
44	Lindsey, Cody.....		0-0	0-0	0-0	0	0	0	0	0	0	0	0	0	1
51	Clifton, Jessie.....		1-1	1-1	0-0	0	0	0	1	3	0	0	0	0	2
	TEAM.....					1	5	6							
	Totals.....		28-55	5-15	10-12	9	32	41	12	71	11	12	1	6	160

TOTAL FG%	1st Half: 14-26 53.8%	2nd Half: 14-29 48.3%	Game: 50.9%	DEADB	
3-Pt. FG%	1st Half: 2-7 28.6%	2nd Half: 3-8 37.5%	Game: 33.3%	REBS	
F Throw %	1st Half: 5-5 100 %	2nd Half: 5-7 71.4%	Game: 83.3%	0	

Officials: Trey Miles, Greg Gonda, Tim Hackett

Technical fouls: Wartburg-None. Perry County-None.

Attendance:

Score by Periods	1st	2nd	3rd	4th		Total
Wartburg.....	13	9	10	11	-	43
Perry County.....	9	26	19	17	-	71

Play-by-Play

Wartburg vs Perry County

03/15/12 3:15 p.m. at Murphy Center, Murfreesboro, Tenn.

1st PERIOD Play-by-Play (Page 1)

HOME TEAM: Perry County	TIME	SCORE	MAR	VISITORS: Wartburg
	07:50			MISSED 3 PTR by Langley, Austin
	07:50			REBOUND (OFF) by Richardson, Brad
	07:28			TURNOVR by Moore, Zach
STEAL by Hill, Garrett	07:27			
GOOD! LAYUP by Hill, Garrett [FB/PNT]	07:25	2-0	H 2	
	07:05			TURNOVR by Moore, Zach
	06:58			FOUL by Langley, Austin (P1T1)
MISSED 3 PTR by Rhodes, Cannon	06:34			
REBOUND (OFF) by Gilboy, Matt	06:34			
TURNOVR by Gilboy, Matt	06:33			
FOUL by Hill, Garrett (P1T1)	06:22			
REBOUND (DEF) by (TEAM)	06:16			MISSED 3 PTR by Moore, Zach
TURNOVR by Dill, Taylor	06:06			
FOUL by Tucker, Jacob (P1T2)	05:56			MISSED FT SHOT by Fountain, Alex
	05:56			REBOUND (OFF) by (DEADBALL)
	05:56	2-1	H 1	GOOD! FT SHOT by Fountain, Alex
	05:52			FOUL by Langley, Austin (P2T2)
	05:52			SUB IN : Justes, Daniel
	05:52			SUB OUT: Langley, Austin
MISSED LAYUP by Gilboy, Matt	05:36			REBOUND (DEF) by Fountain, Alex
FOUL by Tucker, Jacob (P2T3)	05:32			
SUB IN : Edney, Justin	05:32			
SUB OUT: Tucker, Jacob	05:32			
	05:23	2-4	V 2	GOOD! 3 PTR by Justes, Brandon
	05:16			FOUL by Moore, Zach (P1T3)
GOOD! LAYUP by Gilboy, Matt [PNT]	05:05	4-4	T 1	
ASSIST by Edney, Justin	05:05			
REBOUND (DEF) by Rhodes, Cannon	04:52			MISSED JUMPER by Richardson, Brad
MISSED 3 PTR by Rhodes, Cannon	04:41			
REBOUND (OFF) by Gilboy, Matt	04:41			
MISSED 3 PTR by Edney, Justin	04:24			REBOUND (DEF) by Moore, Zach

REBOUND (DEF) by Edney, Justin	04:15			MISSED JUMPER by Justes, Brandon
MISSED 3 PTR by Rhodes, Cannon	03:58			REBOUND (DEF) by (TEAM)
FOUL by Gilboy, Matt (P1T4)	03:45	4-5	V 1	GOOD! FT SHOT by Fountain, Alex
	03:45	4-6	V 2	GOOD! FT SHOT by Fountain, Alex
	03:45			SUB IN : Adkisson, Logan
	03:45			SUB OUT: Moore, Zach
GOOD! FT SHOT by Rhodes, Cannon	03:10	5-6	V 1	FOUL by Adkisson, Logan (P1T4)
GOOD! FT SHOT by Rhodes, Cannon	03:10	6-6	T 2	
GOOD! FT SHOT by Rhodes, Cannon	03:10	7-6	H 1	
	02:56	7-9	V 2	GOOD! 3 PTR by Fountain, Alex
	02:56			ASSIST by Adkisson, Logan
	02:43			FOUL by Justes, Brandon (P1T5)
TURNOVR by Hill, Garrett	02:37			
	02:35			STEAL by Justes, Brandon
	02:34	7-11	V 4	GOOD! JUMPER by Fountain, Alex
MISSED LAYUP by Edney, Justin	02:16			REBOUND (DEF) by Richardson, Brad
REBOUND (DEF) by Gilboy, Matt	02:08			MISSED 3 PTR by Justes, Daniel
TURNOVR by Gilboy, Matt	01:52			
	01:52			SUB IN : Dyer, Jesse
	01:52			SUB OUT: Richardson, Brad
	01:30	7-13	V 6	GOOD! JUMPER by Adkisson, Logan [PNT]
MISSED JUMPER by Rhodes, Cannon	01:17			REBOUND (DEF) by (TEAM)
REBOUND (DEF) by Hill, Garrett	00:59			MISSED 3 PTR by Fountain, Alex
TURNOVR by Hill, Garrett	00:52			
	00:52			SUB IN : Moore, Zach
	00:52			SUB OUT: Justes, Brandon
REBOUND (DEF) by Dill, Taylor	00:40			MISSED 3 PTR by Moore, Zach
GOOD! LAYUP by Dill, Taylor [PNT]	00:22	9-13	V 4	
REBOUND (DEF) by Rhodes, Cannon	00:00			MISSED JUMPER by Fountain, Alex

Wartburg 13, Perry County 9

2nd PERIOD Play-by-Play (Page 1)

HOME TEAM: Perry County	TIME	SCORE	MAR	VISITORS: Wartburg
	08:00			SUB IN : Adkisson, Logan

	08:00			SUB IN : Dyer, Jesse
	08:00			SUB IN : Justes, Daniel
	08:00			SUB OUT: Langley, Austin
	08:00			SUB OUT: Fountain, Alex
	08:00			SUB OUT: Justes, Brandon
STEAL by Hill, Garrett	07:54			TURNOVR by Adkisson, Logan
GOOD! FT SHOT by Dill, Taylor	07:54	10-13	V 3	FOUL by Moore, Zach (P2T6)
GOOD! FT SHOT by Dill, Taylor	07:54	11-13	V 2	
	07:45			TURNOVR by Adkisson, Logan
STEAL by Gilboy, Matt	07:44			
MISSED JUMPER by Tucker, Jacob	07:20			
REBOUND (OFF) by Rhodes, Cannon	07:20			
MISSED 3 PTR by Rhodes, Cannon	07:16			REBOUND (DEF) by Dyer, Jesse
	07:11			TURNOVR by Dyer, Jesse
STEAL by Dill, Taylor	07:09			
GOOD! LAYUP by Tucker, Jacob [PNT]	07:08	13-13	T 3	
	06:52			TURNOVR by Dyer, Jesse
	06:52			SUB IN : Justes, Brandon
	06:52			SUB IN : Fountain, Alex
	06:52			SUB OUT: Moore, Zach
	06:52			SUB OUT: Dyer, Jesse
GOOD! LAYUP by Rhodes, Cannon [PNT]	06:37	15-13	H 2	
ASSIST by Gilboy, Matt	06:37			
REBOUND (DEF) by Rhodes, Cannon	06:12			MISSED JUMPER by Richardson, Brad
TURNOVR by Hill, Garrett	06:08			
	06:05			STEAL by Justes, Daniel
	05:54	15-15	T 4	GOOD! JUMPER by Richardson, Brad [PNT]
	05:54			ASSIST by Justes, Brandon
MISSED JUMPER by Dill, Taylor	05:44			REBOUND (DEF) by (TEAM)
FOUL by Gilboy, Matt (P2T5)	05:44			
	05:44			SUB IN : Langley, Austin
	05:44			SUB OUT: Justes, Daniel
	05:29			MISSED JUMPER by Justes, Brandon
	05:29			REBOUND (OFF) by Fountain, Alex
	05:05			MISSED DUNK by Fountain, Alex
	05:05			REBOUND (OFF) by Langley, Austin
REBOUND (DEF) by Dill, Taylor	04:55			MISSED 3 PTR by Langley, Austin
GOOD! LAYUP by Gilboy, Matt [PNT]	04:47	17-15	H 2	
ASSIST by Dill, Taylor	04:47			

REBOUND (DEF) by Gilboy, Matt	04:47			MISSED LAYUP by Richardson, Brad
GOOD! JUMPER by Tucker, Jacob	04:47	19-15	H 4	
REBOUND (DEF) by Rhodes, Cannon	04:34			MISSED JUMPER by Adkisson, Logan
MISSED JUMPER by Tucker, Jacob	03:59			REBOUND (DEF) by Adkisson, Logan
REBOUND (DEF) by Hill, Garrett	03:50			MISSED 3 PTR by Fountain, Alex
GOOD! JUMPER by Hill, Garrett	03:28	21-15	H 6	
	03:08	21-17	H 4	GOOD! JUMPER by Richardson, Brad
	03:08			ASSIST by Justes, Brandon
	02:56			SUB IN : Justes, Daniel
	02:56			SUB OUT: Adkisson, Logan
GOOD! LAYUP by Dill, Taylor [PNT]	02:38	23-17	H 6	
FOUL by Rhodes, Cannon (P1T6)	02:19	23-18	H 5	GOOD! FT SHOT by Richardson, Brad
	02:19	23-19	H 4	GOOD! FT SHOT by Richardson, Brad
SUB IN : Edney, Justin	02:19			SUB IN : Hamby, Aaron
SUB OUT: Gilboy, Matt	02:19			SUB OUT: Richardson, Brad
GOOD! JUMPER by Dill, Taylor	02:13	25-19	H 6	
REBOUND (DEF) by Rhodes, Cannon	01:58			MISSED 3 PTR by Justes, Daniel
GOOD! JUMPER by Tucker, Jacob	01:42	27-19	H 8	
	01:41			TIMEOUT 30sec
SUB IN : Gilboy, Matt	01:41			SUB IN : Richardson, Brad
SUB OUT: Edney, Justin	01:41			SUB OUT: Hamby, Aaron
	01:31	27-21	H 6	GOOD! JUMPER by Richardson, Brad
FOUL by Hill, Garrett (P2T7)	01:31	27-22	H 5	GOOD! FT SHOT by Richardson, Brad
SUB IN : Edney, Justin	01:31			
SUB OUT: Gilboy, Matt	01:31			
MISSED JUMPER by Hill, Garrett	01:11			
REBOUND (OFF) by Dill, Taylor	01:11			
GOOD! 3 PTR by Edney, Justin	01:02	30-22	H 8	
ASSIST by Hill, Garrett	01:02			
REBOUND (DEF) by Tucker, Jacob	00:47			MISSED JUMPER by Fountain, Alex
GOOD! LAYUP by Rhodes, Cannon [PNT]	00:39	32-22	H 10	
	00:28			TURNOVR by Langley, Austin
TIMEOUT 30sec	00:28			
GOOD! 3 PTR by Edney, Justin	00:07	35-22	H 13	
ASSIST by Dill, Taylor	00:07			

3rd PERIOD Play-by-Play (Page 1)

HOME TEAM: Perry County	TIME	SCORE	MAR	VISITORS: Wartburg
MISSED 3 PTR by Rhodes, Cannon	07:52			REBOUND (DEF) by Richardson, Brad
REBOUND (DEF) by Tucker, Jacob	07:42			MISSED 3 PTR by Richardson, Brad
MISSED JUMPER by Rhodes, Cannon	07:25			REBOUND (DEF) by Richardson, Brad
	07:20			FOUL by Langley, Austin (P3T1)
GOOD! JUMPER by Rhodes, Cannon [PNT]	07:13	37-22	H 15	
ASSIST by Tucker, Jacob	07:13			
	07:03	37-24	H 13	GOOD! LAYUP by Fountain, Alex [PNT]
	07:03			ASSIST by Langley, Austin
GOOD! LAYUP by Tucker, Jacob [PNT]	06:44	39-24	H 15	
ASSIST by Hill, Garrett	06:44			
	06:17			SUB IN : Justes, Daniel
	06:17			SUB OUT: Langley, Austin
BLOCK by Gilboy, Matt	06:12			MISSED LAYUP by Moore, Zach
REBOUND (DEF) by Rhodes, Cannon	06:07			
	06:03			FOUL by Richardson, Brad (P1T2)
MISSED JUMPER by Gilboy, Matt	06:03			REBOUND (DEF) by Richardson, Brad
	06:01			SUB IN : Langley, Austin
	06:01			SUB OUT: Justes, Daniel
REBOUND (DEF) by Dill, Taylor	05:58			MISSED 3 PTR by Moore, Zach
GOOD! 3 PTR by Tucker, Jacob	05:30	42-24	H 18	
ASSIST by Dill, Taylor	05:30			
	05:16			MISSED JUMPER by Fountain, Alex
	05:16			REBOUND (OFF) by Fountain, Alex
	05:13			MISSED JUMPER by Fountain, Alex
	05:13			REBOUND (OFF) by Fountain, Alex
	05:09	42-26	H 16	GOOD! LAYUP by Fountain, Alex [PNT]
GOOD! JUMPER by Hill, Garrett	04:56	44-26	H 18	
	04:29			TURNOVR by Richardson, Brad
STEAL by Tucker, Jacob	04:28			
GOOD! JUMPER by Tucker, Jacob	04:26	46-26	H 20	
	04:21			TIMEOUT TEAM
	04:03			MISSED LAYUP by Fountain, Alex
	04:03			REBOUND (OFF) by Fountain, Alex
REBOUND (DEF) by Hill, Garrett	04:01			MISSED JUMPER by Fountain, Alex

SUB IN : Edney, Justin	03:54			
SUB OUT: Dill, Taylor	03:54			
MISSED 3 PTR by Edney, Justin	03:53			
REBOUND (OFF) by Rhodes, Cannon	03:53			
GOOD! JUMPER by Rhodes, Cannon [PNT]	03:51	48-26	H 22	
GOOD! FT SHOT by Rhodes, Cannon	03:51	49-26	H 23	FOUL by Richardson, Brad (P2T3)
SUB IN : Dill, Taylor	03:51			
SUB OUT: Hill, Garrett	03:51			
	03:30	49-28	H 21	GOOD! LAYUP by Richardson, Brad [PNT]
	03:30			ASSIST by Justes, Brandon
	03:04			FOUL by Fountain, Alex (P1T4)
MISSED JUMPER by Dill, Taylor	02:54			REBOUND (DEF) by Fountain, Alex
FOUL by Dill, Taylor (P1T1)	02:50			
SUB IN : Hill, Garrett	02:50			
SUB OUT: Edney, Justin	02:50			
REBOUND (DEF) by Tucker, Jacob	02:38			MISSED 3 PTR by Moore, Zach
GOOD! JUMPER by Tucker, Jacob	02:31	51-28	H 23	
	02:22			TURNOVR by Fountain, Alex
MISSED JUMPER by Rhodes, Cannon	02:06			REBOUND (DEF) by Langley, Austin
	01:58	51-30	H 21	GOOD! LAYUP by Richardson, Brad [PNT]
	01:58			ASSIST by Fountain, Alex
MISSED JUMPER by Gilboy, Matt	01:44			REBOUND (DEF) by Fountain, Alex
REBOUND (DEF) by Rhodes, Cannon	01:36			MISSED 3 PTR by Moore, Zach
TIMEOUT TEAM	01:28			
GOOD! 3 PTR by Rhodes, Cannon	01:19	54-30	H 24	
ASSIST by Hill, Garrett	01:19			
	01:15			SUB IN : Justes, Daniel
	01:15			SUB OUT: Moore, Zach
	01:05			MISSED 3 PTR by Justes, Brandon
	01:05			REBOUND (OFF) by Fountain, Alex
	01:03	54-32	H 22	GOOD! JUMPER by Fountain, Alex
MISSED 3 PTR by Rhodes, Cannon	00:46			REBOUND (DEF) by Fountain, Alex
	00:45			TURNOVR by Fountain, Alex
TURNOVR by Tucker, Jacob	00:10			
	00:09			STEAL by Fountain, Alex
REBOUND (DEF) by (TEAM)	00:03			MISSED 3 PTR by Justes, Brandon

4th PERIOD Play-by-Play (Page 1)

HOME TEAM: Perry County	TIME	SCORE	MAR	VISITORS: Wartburg
	08:00			SUB IN : Hamby, Aaron
	08:00			SUB IN : Justes, Daniel
	08:00			SUB OUT: Moore, Zach
	08:00			SUB OUT: Richardson, Brad
REBOUND (DEF) by (TEAM)	07:52			MISSED 3 PTR by Justes, Daniel
GOOD! FT SHOT by Gilboy, Matt	07:31	55-32	H 23	FOUL by Hamby, Aaron (P1T5)
MISSED FT SHOT by Gilboy, Matt	07:31			REBOUND (DEF) by Fountain, Alex
	07:20			TURNOVR by Langley, Austin
STEAL by Dill, Taylor	07:18			
TURNOVR by Dill, Taylor	07:15			
	07:14			STEAL by Justes, Daniel
	07:10			MISSED 3 PTR by Justes, Brandon
	07:10			REBOUND (OFF) by Justes, Brandon
	07:04			MISSED LAYUP by Fountain, Alex
	07:04			REBOUND (OFF) by Fountain, Alex
REBOUND (DEF) by Rhodes, Cannon	07:02			MISSED LAYUP by Fountain, Alex
	07:00			FOUL by Fountain, Alex (P2T6)
SUB IN : Edney, Justin	07:00			
SUB OUT: Dill, Taylor	07:00			
MISSED 3 PTR by Rhodes, Cannon	06:38			REBOUND (DEF) by Justes, Brandon
REBOUND (DEF) by Rhodes, Cannon	06:26			MISSED JUMPER by Fountain, Alex
TURNOVR by Rhodes, Cannon	06:22			
	06:21			STEAL by Hamby, Aaron
REBOUND (DEF) by Gilboy, Matt	06:16			MISSED LAYUP by Fountain, Alex
	06:01			SUB IN : Richardson, Brad
	06:01			SUB IN : Moore, Zach
	06:01			SUB OUT: Langley, Austin
	06:01			SUB OUT: Hamby, Aaron
MISSED JUMPER by Tucker, Jacob	06:00			
REBOUND (OFF) by Hill, Garrett	06:00			
MISSED JUMPER by Hill, Garrett	05:50			
REBOUND (OFF) by (TEAM)	05:50			
TURNOVR by Tucker, Jacob	05:36			
	05:35			STEAL by Richardson, Brad

FOUL by Hill, Garrett (P3T2)	05:32	55-33	H 22	GOOD! FT SHOT by Richardson, Brad
	05:32	55-34	H 21	GOOD! FT SHOT by Richardson, Brad
SUB IN : Dill, Taylor	05:32			SUB IN : Smith, Matt
SUB OUT: Hill, Garrett	05:32			SUB OUT: Justes, Daniel
GOOD! JUMPER by Dill, Taylor [PNT]	05:12	57-34	H 23	
REBOUND (DEF) by (TEAM)	04:51			MISSED 3 PTR by Richardson, Brad
GOOD! LAYUP by Gilboy, Matt [PNT]	04:33	59-34	H 25	
FOUL by Edney, Justin (P1T3)	04:20			
SUB IN : Hill, Garrett	04:20			
SUB OUT: Dill, Taylor	04:20			
	04:19	59-36	H 23	GOOD! LAYUP by Fountain, Alex [PNT]
	04:19			ASSIST by Justes, Brandon
GOOD! JUMPER by Gilboy, Matt [PNT]	03:59	61-36	H 25	
ASSIST by Rhodes, Cannon	03:59			
	03:42			TURNOVR by Moore, Zach
	03:42			SUB IN : Langley, Austin
	03:42			SUB OUT: Smith, Matt
MISSED 3 PTR by Hill, Garrett	03:32			
REBOUND (OFF) by Tucker, Jacob	03:32			
GOOD! JUMPER by Tucker, Jacob [PNT]	03:28	63-36	H 27	
REBOUND (DEF) by Tucker, Jacob	03:22			MISSED LAYUP by Langley, Austin
GOOD! LAYUP by Rhodes, Cannon [FB/PNT]	03:15	65-36	H 29	
REBOUND (DEF) by Gilboy, Matt	03:01			MISSED 3 PTR by Langley, Austin
MISSED JUMPER by Tucker, Jacob	02:48			REBOUND (DEF) by Fountain, Alex
FOUL by Hill, Garrett (P4T4)	02:42	65-37	H 28	GOOD! FT SHOT by Fountain, Alex
REBOUND (DEF) by (TEAM)	02:42			MISSED FT SHOT by Fountain, Alex
SUB IN : Bailey, Alex	02:42			SUB IN : Dyer, Jesse
SUB IN : King, Taylor	02:42			SUB IN : Justes, Daniel
SUB IN : Bates, Weston	02:42			SUB IN : Hamby, Aaron
SUB IN : Hayes, Jamie	02:42			SUB IN : Smith, Matt
SUB IN : Lindsey, Cody	02:42			SUB IN : Adkisson, Logan
SUB OUT: Hill, Garrett	02:42			SUB OUT: Richardson, Brad
SUB OUT: Gilboy, Matt	02:42			SUB OUT: Fountain, Alex
SUB OUT: Tucker, Jacob	02:42			SUB OUT: Moore, Zach
SUB OUT: Rhodes, Cannon	02:42			SUB OUT: Justes, Brandon
SUB OUT: Edney, Justin	02:42			SUB OUT: Langley, Austin
TURNOVR by Bates, Weston	02:28			
REBOUND (DEF) by Bailey, Alex	02:18			MISSED JUMPER by Adkisson, Logan

MISSED LAYUP by Bailey, Alex	02:10			
REBOUND (OFF) by King, Taylor	02:10			
GOOD! FT SHOT by King, Taylor	02:07	66-37	H 29	FOUL by Adkisson, Logan (P2T7)
MISSED FT SHOT by King, Taylor	02:07			REBOUND (DEF) by Justes, Daniel
	01:51	66-40	H 26	GOOD! 3 PTR by Justes, Daniel
TURNOVR by King, Taylor	01:37			
SUB IN : Hudson, Quenton	01:37			
SUB IN : Broadway, Dalton	01:37			
SUB IN : Clifton, Jessie	01:37			
SUB IN : Marlin, Lance	01:37			
SUB OUT: King, Taylor	01:37			
SUB OUT: Bates, Weston	01:37			
SUB OUT: Hayes, Jamie	01:37			
SUB OUT: Lindsey, Cody	01:37			
	01:27			MISSED JUMPER by Hamby, Aaron
	01:27			REBOUND (OFF) by Dyer, Jesse
	01:23	66-42	H 24	GOOD! JUMPER by Dyer, Jesse
	01:16			SUB IN : Jones, Patrick
	01:16			SUB IN : Jones, Coby
	01:16			SUB IN : Hawn, Jesse
	01:16			SUB IN : Rice, Dillon
	01:16			SUB IN : Thorne, Chris
	01:16			SUB OUT: Dyer, Jesse
	01:16			SUB OUT: Justes, Daniel
	01:16			SUB OUT: Hamby, Aaron
	01:16			SUB OUT: Smith, Matt
	01:16			SUB OUT: Adkisson, Logan
GOOD! FT SHOT by Marlin, Lance	01:09	67-42	H 25	FOUL by Thorne, Chris (P1T8)
GOOD! FT SHOT by Marlin, Lance	01:09	68-42	H 26	
FOUL by Clifton, Jessie (P1T5)	00:52			
	00:51	68-43	H 25	GOOD! FT SHOT by Thorne, Chris
REBOUND (DEF) by Hudson, Quenton	00:51			MISSED FT SHOT by Thorne, Chris
MISSED JUMPER by Marlin, Lance	00:39			BLOCK by Jones, Patrick
	00:37			REBOUND (DEF) by Rice, Dillon
	00:32			TURNOVR by Rice, Dillon
GOOD! 3 PTR by Clifton, Jessie	00:23	71-43	H 28	
ASSIST by Bailey, Alex	00:23			
REBOUND (DEF) by Marlin, Lance	00:14			MISSED 3 PTR by Thorne, Chris

Perry County 71, Wartburg 43

Official Basketball Box Score -- 1st Half

Wartburg vs Perry County

03/15/12 3:15 p.m. at Murphy Center, Murfreesboro, Tenn.

VISITORS: Wartburg 25-5

##	Player Name		TOT-FG FG-FGA	3-PT FG-FGA	FT-FTA	REBOUNDS OF	DE	TOT	PF	TP	A	TO	BLK	S	MIN
04	Langley, Austin.....	*	0-2	0-2	0-0	1	0	1	2	0	0	1	0	0	8
05	Moore, Zach.....	*	0-2	0-2	0-0	0	1	1	2	0	0	2	0	0	6
11	Justes, Brandon.....	*	1-3	1-1	0-0	0	0	0	1	3	2	0	0	1	14
23	Fountain, Alex.....	*	2-7	1-3	3-4	1	1	2	0	8	0	0	0	0	15
33	Richardson, Brad....	*	3-6	0-0	3-3	1	1	2	0	9	0	0	0	0	13
02	Hawn, Jesse.....		0-0	0-0	0-0	0	0	0	0	0	0	0	0	0	0
03	Thorne, Chris.....		0-0	0-0	0-0	0	0	0	0	0	0	0	0	0	0
10	Smith, Matt.....		0-0	0-0	0-0	0	0	0	0	0	0	0	0	0	0
12	Adkisson, Logan.....		1-2	0-0	0-0	0	1	1	1	2	1	2	0	0	9
14	Hamby, Aaron.....		0-0	0-0	0-0	0	0	0	0	0	0	0	0	0	1
15	Rice, Dillon.....		0-0	0-0	0-0	0	0	0	0	0	0	0	0	0	0
20	Jones, Coby.....		0-0	0-0	0-0	0	0	0	0	0	0	0	0	0	0
22	Jones, Patrick.....		0-0	0-0	0-0	0	0	0	0	0	0	0	0	0	0
32	Justes, Daniel.....		0-2	0-2	0-0	0	0	0	0	0	0	0	0	1	11
34	Dyer, Jesse.....		0-0	0-0	0-0	0	1	1	0	0	0	2	0	0	3
	TEAM.....						3	3							
	Totals.....		7-24	2-10	6-7	3	8	11	6	22	3	7	0	2	80

TOTAL FG% 1st Half: 7-24 29.2%

3-Pt. FG% 1st Half: 2-10 20.0%

F Throw % 1st Half: 6-7 85.7%

HOME TEAM: Perry County 29-4

##	Player Name		TOT-FG FG-FGA	3-PT FG-FGA	FT-FTA	REBOUNDS OF	DE	TOT	PF	TP	A	TO	BLK	S	MIN
05	Hill, Garrett.....	*	2-3	0-0	0-0	0	2	2	2	4	1	3	0	2	16
22	Rhodes, Cannon.....	*	2-7	0-4	3-3	1	5	6	1	7	0	0	0	0	16
42	Dill, Taylor.....	*	3-4	0-0	2-2	1	2	3	0	8	2	1	0	1	16
43	Tucker, Jacob.....	*	3-5	0-0	0-0	0	1	1	2	6	0	0	0	0	10
52	Gilboy, Matt.....	*	2-3	0-0	0-0	2	2	4	2	4	1	2	0	1	14
00	Hudson, Quenton.....		0-0	0-0	0-0	0	0	0	0	0	0	0	0	0	0
04	Bailey, Alex.....		0-0	0-0	0-0	0	0	0	0	0	0	0	0	0	0
13	Hayes, Jamie.....		0-0	0-0	0-0	0	0	0	0	0	0	0	0	0	0
14	King, Taylor.....		0-0	0-0	0-0	0	0	0	0	0	0	0	0	0	0
23	Edney, Justin.....		2-4	2-3	0-0	0	1	1	0	6	1	0	0	0	8
25	Broadway, Dalton....		0-0	0-0	0-0	0	0	0	0	0	0	0	0	0	0
34	Bates, Weston.....		0-0	0-0	0-0	0	0	0	0	0	0	0	0	0	0
41	Marlin, Lance.....		0-0	0-0	0-0	0	0	0	0	0	0	0	0	0	0
44	Lindsey, Cody.....		0-0	0-0	0-0	0	0	0	0	0	0	0	0	0	0
51	Clifton, Jessie.....		0-0	0-0	0-0	0	0	0	0	0	0	0	0	0	0
	TEAM.....						1	1							
	Totals.....		14-26	2-7	5-5	4	14	18	7	35	5	6	0	4	80

TOTAL FG% 1st Half: 14-26 53.8%

3-Pt. FG% 1st Half: 2-7 28.6%

F Throw % 1st Half: 5-5 100 %

Officials: Trey Miles, Greg Gonda, Tim Hackett

Technical fouls: Wartburg-None. Perry County-None.

Attendance:

Score by Periods	1st	2nd
Wartburg.....	13	9
Perry County.....	9	26

Official Basketball Box Score -- 2nd Half

Wartburg vs Perry County

03/15/12 3:15 p.m. at Murphy Center, Murfreesboro, Tenn.

VISITORS: Wartburg 25-5

##	Player Name		TOT-FG FG-FGA	3-PT FG-FGA	FT-FTA	REBOUNDS OF	DE	TOT	PF	TP	A	TO	BLK	S	MIN
04	Langley, Austin.....	*	0-2	0-1	0-0	0	1	1	1	0	1	1	0	0	11
05	Moore, Zach.....	*	0-4	0-3	0-0	0	0	0	0	0	0	1	0	0	10
11	Justes, Brandon.....	*	0-3	0-3	0-0	1	1	2	0	0	2	0	0	0	13
23	Fountain, Alex.....	*	4-12	0-0	1-2	5	5	10	2	9	1	2	0	1	13
33	Richardson, Brad....	*	2-4	0-2	2-2	0	3	3	2	6	0	1	0	1	11
02	Hawn, Jesse.....		0-0	0-0	0-0	0	0	0	0	0	0	0	0	0	2
03	Thorne, Chris.....		0-1	0-1	1-2	0	0	0	1	1	0	0	0	0	2
10	Smith, Matt.....		0-0	0-0	0-0	0	0	0	0	0	0	0	0	0	4
12	Adkisson, Logan.....		0-1	0-0	0-0	0	0	0	1	0	0	0	0	0	1
14	Hamby, Aaron.....		0-1	0-0	0-0	0	0	0	1	0	0	0	0	1	3
15	Rice, Dillon.....		0-0	0-0	0-0	0	1	1	0	0	0	1	0	0	1
20	Jones, Coby.....		0-0	0-0	0-0	0	0	0	0	0	0	0	0	0	1
22	Jones, Patrick.....		0-0	0-0	0-0	0	0	0	0	0	0	0	1	0	1
32	Justes, Daniel.....		1-2	1-2	0-0	0	1	1	0	3	0	0	0	1	6
34	Dyer, Jesse.....		1-1	0-0	0-0	1	0	1	0	2	0	0	0	0	1
	TEAM.....														
	Totals.....		8-31	1-12	4-6	7	12	19	8	21	4	6	1	4	80

TOTAL FG% 1st Half: 7-24 29.2% 2nd Half: 8-31 25.8% Game: 27.3%

3-Pt. FG% 1st Half: 2-10 20.0% 2nd Half: 1-12 8.3% Game: 13.6%

F Throw % 1st Half: 6-7 85.7% 2nd Half: 4-6 66.7% Game: 76.9%

HOME TEAM: Perry County 29-4

##	Player Name		TOT-FG FG-FGA	3-PT FG-FGA	FT-FTA	REBOUNDS OF	DE	TOT	PF	TP	A	TO	BLK	S	MIN
05	Hill, Garrett.....	*	1-3	0-1	0-0	1	1	2	2	2	2	0	0	0	11
22	Rhodes, Cannon.....	*	4-9	1-4	1-1	1	4	5	0	10	1	1	0	0	13
42	Dill, Taylor.....	*	1-2	0-0	0-0	0	1	1	1	2	1	1	0	1	10
43	Tucker, Jacob.....	*	5-7	1-1	0-0	1	3	4	0	11	1	2	0	1	13
52	Gilboy, Matt.....	*	2-4	0-0	1-2	0	2	2	0	5	0	0	1	0	13
00	Hudson, Quenton.....		0-0	0-0	0-0	0	1	1	0	0	0	0	0	0	2
04	Bailey, Alex.....		0-1	0-0	0-0	0	1	1	0	0	1	0	0	0	3
13	Hayes, Jamie.....		0-0	0-0	0-0	0	0	0	0	0	0	0	0	0	1
14	King, Taylor.....		0-0	0-0	1-2	1	0	1	0	1	0	1	0	0	1
23	Edney, Justin.....		0-1	0-1	0-0	0	0	0	1	0	0	0	0	0	5
25	Broadway, Dalton....		0-0	0-0	0-0	0	0	0	0	0	0	0	0	0	2
34	Bates, Weston.....		0-0	0-0	0-0	0	0	0	0	0	0	1	0	0	1
41	Marlin, Lance.....		0-1	0-0	2-2	0	1	1	0	2	0	0	0	0	2
44	Lindsey, Cody.....		0-0	0-0	0-0	0	0	0	0	0	0	0	0	0	1
51	Clifton, Jessie.....		1-1	1-1	0-0	0	0	0	1	3	0	0	0	0	2
	TEAM.....					1	4	5							
	Totals.....		14-29	3-8	5-7	5	18	23	5	36	6	6	1	2	80

TOTAL FG% 1st Half: 14-26 53.8% 2nd Half: 14-29 48.3% Game: 50.9%

3-Pt. FG% 1st Half: 2-7 28.6% 2nd Half: 3-8 37.5% Game: 33.3%

F Throw % 1st Half: 5-5 100 % 2nd Half: 5-7 71.4% Game: 83.3%

Officials: Trey Miles, Greg Gonda, Tim Hackett

Technical fouls: Wartburg-None. Perry County-None.

Attendance:

Score by Periods	1st	2nd	3rd	4th
Wartburg.....	13	9	10	11
Perry County.....	9	26	19	17

Official Basketball Box Score
Perry County vs Lake County
03/16/12 5:00 p.m. at Murphy Center, Murfreesboro, Tenn.

VISITORS: Perry County 30-4

##	Player Name		TOT-FG FG-FGA	3-PT FG-FGA	FT-FTA	REBOUNDS OF	DE	TOT	PF	TP	A	TO	BLK	S	MIN
05	Hill, Garrett.....	*	3-6	0-0	3-4	1	3	4	2	9	2	2	0	0	32
22	Rhodes, Cannon.....	*	5-13	3-10	4-4	2	10	12	1	17	0	2	0	0	32
42	Dill, Taylor.....	*	0-3	0-1	0-0	2	0	2	2	0	0	1	0	0	29
43	Tucker, Jacob.....	*	7-16	0-1	10-11	1	3	4	2	24	6	3	1	2	32
52	Gilboy, Matt.....	*	4-6	0-0	0-2	5	4	9	3	8	0	4	0	0	26
23	Edney, Justin.....		1-2	1-2	0-0	0	0	0	0	3	1	0	0	0	9
	TEAM.....						3	3				1			
	Totals.....		20-46	4-14	17-21	11	23	34	10	61	9	13	1	2	160

TOTAL FG% 1st Half: 12-25 48.0% 2nd Half: 8-21 38.1% Game: 43.5% DEADB
3-Pt. FG% 1st Half: 3-7 42.9% 2nd Half: 1-7 14.3% Game: 28.6% REBS
F Throw % 1st Half: 3-5 60.0% 2nd Half: 14-16 87.5% Game: 81.0% 1

HOME TEAM: Lake County 24-10

##	Player Name		TOT-FG FG-FGA	3-PT FG-FGA	FT-FTA	REBOUNDS OF	DE	TOT	PF	TP	A	TO	BLK	S	MIN
01	Swift, Stetson.....	*	3-7	0-2	0-0	1	2	3	4	6	2	0	0	0	23
05	Swift, Derrick.....	*	6-14	0-0	0-0	6	7	13	4	12	1	0	2	1	30
22	Tyler, Rafael.....	*	3-17	0-8	1-1	0	4	4	4	7	2	5	0	2	31
23	Jones, Devon.....	*	4-7	1-3	0-0	3	0	3	4	9	1	0	0	0	19
24	Boyd, Ricky.....	*	3-7	0-2	1-2	3	2	5	4	7	3	4	0	2	32
03	Coleman, Zay.....		5-11	0-4	0-0	0	2	2	1	10	2	0	0	0	20
21	Bledsoe, Caleb.....		0-1	0-1	0-0	0	1	1	1	0	0	0	0	0	5
	TEAM.....					4		4							
	Totals.....		24-64	1-20	2-3	17	18	35	22	51	11	9	2	5	160

TOTAL FG% 1st Half: 10-35 28.6% 2nd Half: 14-29 48.3% Game: 37.5% DEADB
3-Pt. FG% 1st Half: 0-11 0.0% 2nd Half: 1-9 11.1% Game: 5.0% REBS
F Throw % 1st Half: 1-2 50.0% 2nd Half: 1-1 100 % Game: 66.7% 1

Officials: Barry Mapp, Trey Miles, Jamie Moody
Technical fouls: Perry County-None. Lake County-None.
Attendance:

Score by Periods	1st	2nd	3rd	4th		Total
Perry County.....	7	23	8	23	-	61
Lake County.....	7	14	14	16	-	51

Play-by-Play
Perry County vs Lake County
03/16/12 5:00 p.m. at Murphy Center, Murfreesboro, Tenn.

1st PERIOD Play-by-Play (Page 1)

HOME TEAM: Lake County	TIME	SCORE	MAR	VISITORS: Perry County
MISSED 3 PTR by Swift, Stetson	07:35			
REBOUND (OFF) by Swift, Derrick	07:35			
MISSED JUMPER by Swift, Derrick	07:33			REBOUND (DEF) by Rhodes, Cannon
	07:12			TURNOVR by (TEAM)
MISSED JUMPER by Boyd, Ricky	07:07			
REBOUND (OFF) by (TEAM)	07:07			
MISSED 3 PTR by Tyler, Rafael	06:56			
REBOUND (OFF) by (TEAM)	06:56			
MISSED 3 PTR by Tyler, Rafael	06:49			
REBOUND (OFF) by Swift, Derrick	06:49			
MISSED JUMPER by Swift, Derrick	06:47			REBOUND (DEF) by Gilboy, Matt
	06:27			MISSED 3 PTR by Rhodes, Cannon
	06:27			REBOUND (OFF) by Gilboy, Matt
REBOUND (DEF) by Swift, Derrick	06:08			MISSED LAYUP by Tucker, Jacob
	05:57			FOUL by Gilboy, Matt (P1T1)
MISSED JUMPER by Swift, Derrick	05:50			
REBOUND (OFF) by Boyd, Ricky	05:50			
MISSED FT SHOT by Boyd, Ricky	05:49			FOUL by Hill, Garrett (P1T2)
REBOUND (OFF) by (DEADBALL)	05:49			
GOOD! FT SHOT by Boyd, Ricky	05:49	1-0	H 1	
	05:48			TURNOVR by Tucker, Jacob
STEAL by Tyler, Rafael	05:47			
MISSED JUMPER by Swift, Derrick	05:34			BLOCK by Tucker, Jacob
	05:31			REBOUND (DEF) by Tucker, Jacob
FOUL by Swift, Stetson (P1T1)	05:29	1-1	T 1	GOOD! FT SHOT by Tucker, Jacob
	05:29	1-2	V 1	GOOD! FT SHOT by Tucker, Jacob
MISSED 3 PTR by Swift, Stetson	05:08			REBOUND (DEF) by Gilboy, Matt
REBOUND (DEF) by Swift, Derrick	04:59			MISSED JUMPER by Tucker, Jacob
TURNOVR by Tyler, Rafael	04:50			STEAL by Tucker, Jacob
TIMEOUT 30sec	04:37			
	04:34			MISSED 3 PTR by Rhodes, Cannon
	04:34			REBOUND (OFF) by Gilboy, Matt
	04:30			TURNOVR by Gilboy, Matt
STEAL by Boyd, Ricky	04:27			
GOOD! LAYUP by Swift, Derrick [PNT]	04:25	3-2	H 1	
ASSIST by Boyd, Ricky	04:22			
	04:19			TURNOVR by Hill, Garrett
MISSED LAYUP by Swift, Derrick	04:08			
REBOUND (OFF) by Swift, Derrick	04:08			
GOOD! LAYUP by Swift, Derrick [PNT]	04:05	5-2	H 3	
	03:54			TURNOVR by Gilboy, Matt
MISSED 3 PTR by Tyler, Rafael	03:45			
REBOUND (OFF) by Swift, Stetson	03:45			
MISSED LAYUP by Swift, Derrick	03:31			REBOUND (DEF) by Hill, Garrett
	03:18			MISSED LAYUP by Gilboy, Matt
	03:18			REBOUND (OFF) by Gilboy, Matt
FOUL by Swift, Derrick (P1T2)	03:16			MISSED FT SHOT by Gilboy, Matt
	03:16			REBOUND (OFF) by (DEADBALL)
REBOUND (DEF) by Tyler, Rafael	03:16			MISSED FT SHOT by Gilboy, Matt
SUB IN : Bledsoe, Caleb	03:16			
SUB IN : Coleman, Zay	03:16			
SUB OUT: Swift, Stetson	03:16			
SUB OUT: Swift, Derrick	03:16			
MISSED LAYUP by Tyler, Rafael	03:11			REBOUND (DEF) by Rhodes, Cannon
FOUL by Jones, Devon (P1T3)	03:04			
	03:04			SUB IN : Edney, Justin
	03:04			SUB OUT: Gilboy, Matt
	03:00	5-4	H 1	GOOD! LAYUP by Tucker, Jacob [PNT]
MISSED JUMPER by Jones, Devon	02:27			REBOUND (DEF) by Hill, Garrett
REBOUND (DEF) by Tyler, Rafael	02:15			MISSED LAYUP by Tucker, Jacob
TURNOVR by Tyler, Rafael	02:10			
	02:10			TIMEOUT 30sec
SUB IN : Swift, Derrick	02:10			
SUB OUT: Bledsoe, Caleb	02:10			
REBOUND (DEF) by Boyd, Ricky	01:54			MISSED JUMPER by Tucker, Jacob
GOOD! JUMPER by Jones, Devon	01:47	7-4	H 3	
ASSIST by Boyd, Ricky	01:47			

FOUL by Jones, Devon (P2T4)	01:40			
SUB IN : Bledsoe, Caleb	01:40			
SUB OUT: Jones, Devon	01:40			
REBOUND (DEF) by Bledsoe, Caleb	01:14			MISSED JUMPER by Dill, Taylor
TURNOVR by Boyd, Ricky	01:10			
	01:10			SUB IN : Gilboy, Matt
	01:10			SUB OUT: Dill, Taylor
REBOUND (DEF) by Tyler, Rafael	00:58			MISSED 3 PTR by Edney, Justin
MISSED 3 PTR by Bledsoe, Caleb	00:49			REBOUND (DEF) by Hill, Garrett
	00:39	7-7	T 2	GOOD! 3 PTR by Rhodes, Cannon
TURNOVR by Tyler, Rafael	00:04			
SUB IN : Swift, Stetson	00:04			
SUB OUT: Tyler, Rafael	00:04			
	00:01			TURNOVR by Tucker, Jacob

Lake County 7, Perry County 7

2nd PERIOD Play-by-Play (Page 1)

HOME TEAM: Lake County	TIME	SCORE	MAR	VISITORS: Perry County
SUB IN : Bledsoe, Caleb	08:00			
SUB IN : Coleman, Zay	08:00			
SUB OUT: Jones, Devon	08:00			
SUB OUT: Tyler, Rafael	08:00			
	07:48	7-9	V 2	GOOD! JUMPER by Gilboy, Matt [PNT]
	07:48			ASSIST by Tucker, Jacob
MISSED LAYUP by Coleman, Zay	07:40			
REBOUND (OFF) by Swift, Derrick	07:40			
MISSED LAYUP by Swift, Derrick	07:38			
REBOUND (OFF) by (TEAM)	07:38			
MISSED 3 PTR by Coleman, Zay	07:21			REBOUND (DEF) by Gilboy, Matt
	07:09	7-11	V 4	GOOD! LAYUP by Hill, Garrett [FB/PNT]
MISSED JUMPER by Boyd, Ricky	07:01			
REBOUND (OFF) by Swift, Derrick	07:01			
GOOD! LAYUP by Swift, Derrick [PNT]	06:59	9-11	V 2	
FOUL by Coleman, Zay (P1T5)	06:42			
SUB IN : Tyler, Rafael	06:42			
SUB OUT: Bledsoe, Caleb	06:42			
	06:39	9-13	V 4	GOOD! LAYUP by Tucker, Jacob [PNT]
GOOD! LAYUP by Swift, Derrick [PNT]	06:27	11-13	V 2	
	06:06	11-15	V 4	GOOD! JUMPER by Rhodes, Cannon
	06:06			ASSIST by Tucker, Jacob
MISSED 3 PTR by Boyd, Ricky	05:51			REBOUND (DEF) by (TEAM)
	05:33	11-17	V 6	GOOD! LAYUP by Gilboy, Matt [PNT]
	05:33			ASSIST by Hill, Garrett
MISSED JUMPER by Coleman, Zay	05:10			REBOUND (DEF) by Rhodes, Cannon
	05:01			MISSED LAYUP by Hill, Garrett
	05:01			REBOUND (OFF) by Gilboy, Matt
	05:00			FOUL by Gilboy, Matt (P2T3)
	05:00			TURNOVR by Gilboy, Matt
GOOD! LAYUP by Swift, Stetson [PNT]	04:52	13-17	V 4	
ASSIST by Tyler, Rafael	04:52			
	04:24			SUB IN : Edney, Justin
	04:24			SUB OUT: Gilboy, Matt
REBOUND (DEF) by Swift, Derrick	04:21			MISSED 3 PTR by Rhodes, Cannon
MISSED 3 PTR by Tyler, Rafael	04:00			REBOUND (DEF) by Rhodes, Cannon
	03:48	13-19	V 6	GOOD! LAYUP by Tucker, Jacob [PNT]
TIMEOUT TEAM	03:44			
GOOD! JUMPER by Tyler, Rafael [PNT]	03:28	15-19	V 4	
ASSIST by Swift, Stetson	03:28			
FOUL by Boyd, Ricky (P1T6)	03:20			
REBOUND (DEF) by Swift, Derrick	02:53			MISSED LAYUP by Tucker, Jacob
GOOD! LAYUP by Coleman, Zay [PNT]	02:45	17-19	V 2	
	02:19	17-22	V 5	GOOD! 3 PTR by Rhodes, Cannon
	02:19			ASSIST by Edney, Justin
MISSED 3 PTR by Coleman, Zay	02:01			
REBOUND (OFF) by Swift, Derrick	02:01			
GOOD! JUMPER by Boyd, Ricky [PNT]	01:57	19-22	V 3	
	01:47	19-25	V 6	GOOD! 3 PTR by Edney, Justin
	01:47			ASSIST by Tucker, Jacob
MISSED JUMPER by Tyler, Rafael	01:28			REBOUND (DEF) by Rhodes, Cannon
	01:22	19-27	V 8	GOOD! LAYUP by Tucker, Jacob [FB/PNT]
GOOD! LAYUP by Coleman, Zay [PNT]	01:00	21-27	V 6	
	00:49			TIMEOUT 30sec
	00:28			MISSED LAYUP by Dill, Taylor

	00:28			REBOUND (OFF) by Dill, Taylor
	00:04	21-29	V 8	GOOD! LAYUP by Hill, Garrett [PNT]
FOUL by Boyd, Ricky (P2T7)	00:04	21-30	V 9	GOOD! FT SHOT by Hill, Garrett
MISSED 3 PTR by Tyler, Rafael	00:00			REBOUND (DEF) by (TEAM)

Perry County 30, Lake County 21

3rd PERIOD Play-by-Play (Page 1)

HOME TEAM: Lake County	TIME	SCORE	MAR	VISITORS: Perry County
MISSED 3 PTR by Jones, Devon	07:48			
REBOUND (OFF) by (TEAM)	07:48			
MISSED JUMPER by Tyler, Rafael	07:33			REBOUND (DEF) by (TEAM)
BLOCK by Swift, Derrick	07:15			MISSED JUMPER by Tucker, Jacob
REBOUND (DEF) by Swift, Stetson	07:13			
GOOD! LAYUP by Swift, Stetson [PNT]	07:10	23-30	V 7	
FOUL by Tyler, Rafael (P1T1)	06:41			
REBOUND (DEF) by Swift, Derrick	06:36			MISSED 3 PTR by Rhodes, Cannon
MISSED LAYUP by Tyler, Rafael	06:28			REBOUND (DEF) by Tucker, Jacob
REBOUND (DEF) by Swift, Stetson	06:14			MISSED 3 PTR by Rhodes, Cannon
	06:12			FOUL by Tucker, Jacob (P1T1)
TURNOVR by Boyd, Ricky	06:05			
	05:49	23-32	V 9	GOOD! LAYUP by Tucker, Jacob [PNT]
	05:49			ASSIST by Hill, Garrett
GOOD! LAYUP by Swift, Derrick [PNT]	05:35	25-32	V 7	
ASSIST by Jones, Devon	05:35			
	05:04			TURNOVR by Gilboy, Matt
GOOD! LAYUP by Swift, Stetson [PNT]	04:54	27-32	V 5	
REBOUND (DEF) by Boyd, Ricky	04:45			MISSED 3 PTR by Tucker, Jacob
TURNOVR by Boyd, Ricky	04:39			
	04:38			STEAL by Tucker, Jacob
STEAL by Boyd, Ricky	04:32			TURNOVR by Tucker, Jacob
	04:30			FOUL by Dill, Taylor (P1T2)
SUB IN : Coleman, Zay	04:30			
SUB OUT: Swift, Stetson	04:30			
GOOD! LAYUP by Coleman, Zay [PNT]	04:26	29-32	V 3	
STEAL by Swift, Derrick	04:00			TURNOVR by Rhodes, Cannon
TURNOVR by Tyler, Rafael	03:55			
REBOUND (DEF) by Coleman, Zay	03:27			MISSED 3 PTR by Dill, Taylor
GOOD! LAYUP by Swift, Derrick [PNT]	03:21	31-32	V 1	
ASSIST by Coleman, Zay	03:21			
	03:19			TIMEOUT TEAM
	03:02	31-34	V 3	GOOD! LAYUP by Hill, Garrett [PNT]
FOUL by Tyler, Rafael (P2T2)	03:02			MISSED FT SHOT by Hill, Garrett
REBOUND (DEF) by Swift, Derrick	03:02			
MISSED 3 PTR by Coleman, Zay	02:47			
REBOUND (OFF) by Jones, Devon	02:47			
GOOD! LAYUP by Jones, Devon [PNT]	02:45	33-34	V 1	
FOUL by Jones, Devon (P3T3)	02:32			
SUB IN : Swift, Stetson	02:32			
SUB OUT: Jones, Devon	02:32			
FOUL by Swift, Stetson (P2T4)	02:11			
	02:06			MISSED JUMPER by Tucker, Jacob
	02:06			REBOUND (OFF) by Tucker, Jacob
	02:03	33-36	V 3	GOOD! LAYUP by Gilboy, Matt [PNT]
	02:03			ASSIST by Tucker, Jacob
GOOD! LAYUP by Coleman, Zay [PNT]	01:50	35-36	V 1	
ASSIST by Swift, Stetson	01:50			
BLOCK by Swift, Derrick	01:27			MISSED JUMPER by Gilboy, Matt
	01:26			REBOUND (OFF) by Rhodes, Cannon
	01:23	35-38	V 3	GOOD! LAYUP by Rhodes, Cannon [PNT]
MISSED JUMPER by Tyler, Rafael	01:17			REBOUND (DEF) by Rhodes, Cannon
REBOUND (DEF) by Coleman, Zay	00:59			MISSED JUMPER by Hill, Garrett
MISSED JUMPER by Swift, Stetson	00:54			REBOUND (DEF) by Rhodes, Cannon
REBOUND (DEF) by Tyler, Rafael	00:15			MISSED JUMPER by Hill, Garrett
	00:10			FOUL by Tucker, Jacob (P2T3)
MISSED 3 PTR by Tyler, Rafael	00:00			REBOUND (DEF) by Rhodes, Cannon

Perry County 38, Lake County 35

4th PERIOD Play-by-Play (Page 1)

HOME TEAM: Lake County	TIME	SCORE	MAR	VISITORS: Perry County

	08:00			SUB IN : Edney, Justin
	08:00			SUB OUT: Dill, Taylor
	07:45			FOUL by Rhodes, Cannon (P1T4)
	07:45			TURNOVR by Rhodes, Cannon
MISSED LAYUP by Swift, Derrick	07:26			
REBOUND (OFF) by Boyd, Ricky	07:26			
GOOD! JUMPER by Tyler, Rafael	07:23	37-38	V 1	
ASSIST by Boyd, Ricky	07:23			
	07:08	37-40	V 3	GOOD! LAYUP by Tucker, Jacob [PNT]
FOUL by Swift, Derrick (P2T5)	07:08			MISSED FT SHOT by Tucker, Jacob
	07:08			REBOUND (OFF) by Hill, Garrett
	07:05	37-43	V 6	GOOD! 3 PTR by Rhodes, Cannon
	07:05			ASSIST by Tucker, Jacob
MISSED JUMPER by Swift, Stetson	06:44			
REBOUND (OFF) by Boyd, Ricky	06:44			
GOOD! LAYUP by Boyd, Ricky [PNT]	06:41	39-43	V 4	
REBOUND (DEF) by Swift, Derrick	06:22			MISSED LAYUP by Tucker, Jacob
FOUL by Tyler, Rafael (P3T6)	06:06			
TURNOVR by Tyler, Rafael	06:06			
SUB IN : Coleman, Zay	06:06			SUB IN : Dill, Taylor
SUB OUT: Swift, Stetson	06:06			SUB OUT: Edney, Justin
FOUL by Swift, Derrick (P3T7)	05:50	39-44	V 5	GOOD! FT SHOT by Tucker, Jacob
	05:50	39-45	V 6	GOOD! FT SHOT by Tucker, Jacob
FOUL by Boyd, Ricky (P3T8)	05:35			
TURNOVR by Boyd, Ricky	05:34			
	04:57			MISSED 3 PTR by Rhodes, Cannon
	04:57			REBOUND (OFF) by Gilboy, Matt
	04:50			MISSED 3 PTR by Rhodes, Cannon
	04:50			REBOUND (OFF) by Dill, Taylor
	04:46			TURNOVR by Dill, Taylor
STEAL by Tyler, Rafael	04:45			
GOOD! LAYUP by Jones, Devon [FB/PNT]	04:41	41-45	V 4	
ASSIST by Tyler, Rafael	04:41			
	04:27			TIMEOUT TEAM
FOUL by Jones, Devon (P4T9)	03:35	41-46	V 5	GOOD! FT SHOT by Tucker, Jacob
	03:35	41-47	V 6	GOOD! FT SHOT by Tucker, Jacob
MISSED 3 PTR by Tyler, Rafael	03:25			REBOUND (DEF) by Tucker, Jacob
	02:59			MISSED JUMPER by Rhodes, Cannon
	02:59			REBOUND (OFF) by Rhodes, Cannon
FOUL by Boyd, Ricky (P4T10)	02:57	41-48	V 7	GOOD! FT SHOT by Rhodes, Cannon
	02:57	41-49	V 8	GOOD! FT SHOT by Rhodes, Cannon
SUB IN : Swift, Stetson	02:57			
SUB OUT: Coleman, Zay	02:57			
GOOD! 3 PTR by Jones, Devon	02:48	44-49	V 5	
FOUL by Swift, Derrick (P4T11)	02:48			
ASSIST by Swift, Derrick	02:48			
	02:24	44-51	V 7	GOOD! LAYUP by Tucker, Jacob [PNT]
GOOD! LAYUP by Tyler, Rafael [PNT]	02:14	46-51	V 5	
GOOD! FT SHOT by Tyler, Rafael	02:14	47-51	V 4	FOUL by Gilboy, Matt (P3T5)
FOUL by Tyler, Rafael (P4T12)	02:04	47-52	V 5	GOOD! FT SHOT by Tucker, Jacob
TIMEOUT 30sec	02:04			
	02:04	47-53	V 6	GOOD! FT SHOT by Tucker, Jacob
MISSED 3 PTR by Jones, Devon	01:53			
REBOUND (OFF) by Jones, Devon	01:53			
	01:49			FOUL by Dill, Taylor (P2T6)
MISSED 3 PTR by Boyd, Ricky	01:45			REBOUND (DEF) by Rhodes, Cannon
FOUL by Swift, Stetson (P3T13)	01:10	47-54	V 7	GOOD! FT SHOT by Tucker, Jacob
	01:10	47-55	V 8	GOOD! FT SHOT by Tucker, Jacob
MISSED JUMPER by Tyler, Rafael	00:57			REBOUND (DEF) by Gilboy, Matt
FOUL by Swift, Stetson (P4T14)	00:49	47-56	V 9	GOOD! FT SHOT by Hill, Garrett
	00:49	47-57	V 10	GOOD! FT SHOT by Hill, Garrett
SUB IN : Coleman, Zay	00:49			
SUB OUT: Swift, Stetson	00:49			
GOOD! LAYUP by Boyd, Ricky [PNT]	00:40	49-57	V 8	
ASSIST by Coleman, Zay	00:40			
	00:31			FOUL by Hill, Garrett (P2T7)
	00:31			TURNOVR by Hill, Garrett
SUB IN : Bledsoe, Caleb	00:31			
SUB OUT: Swift, Derrick	00:31			
GOOD! LAYUP by Coleman, Zay [PNT]	00:27	51-57	V 6	
	00:17	51-59	V 8	GOOD! LAYUP by Gilboy, Matt [PNT]
	00:17			ASSIST by Tucker, Jacob
MISSED 3 PTR by Tyler, Rafael	00:09			
REBOUND (OFF) by Jones, Devon	00:09			
MISSED 3 PTR by Coleman, Zay	00:07			REBOUND (DEF) by Rhodes, Cannon
FOUL by Bledsoe, Caleb (P1T15)	00:03	51-60	V 9	GOOD! FT SHOT by Rhodes, Cannon

00:03 51-61 V 10 GOOD! FT SHOT by Rhodes, Cannon

Perry County 61, Lake County 51

Official Basketball Box Score -- 1st Half
Perry County vs Lake County
03/16/12 5:00 p.m. at Murphy Center, Murfreesboro, Tenn.

VISITORS: Perry County 30-4

##	Player Name		TOT-FG FG-FGA	3-PT FG-FGA	FT-FTA	REBOUNDS OF	DE	TOT	PF	TP	A	TO	BLK	S	MIN
05	Hill, Garrett.....	*	2-3	0-0	1-1	0	3	3	1	5	1	1	0	0	16
22	Rhodes, Cannon.....	*	3-6	2-5	0-0	0	5	5	0	8	0	0	0	0	16
42	Dill, Taylor.....	*	0-2	0-0	0-0	1	0	1	0	0	0	0	0	0	15
43	Tucker, Jacob.....	*	4-9	0-0	2-2	0	1	1	0	10	3	2	1	1	16
52	Gilboy, Matt.....	*	2-3	0-0	0-2	4	3	7	2	4	0	3	0	0	10
23	Edney, Justin.....		1-2	1-2	0-0	0	0	0	0	3	1	0	0	0	7
	TEAM.....						2	2				1			
	Totals.....		12-25	3-7	3-5	5	14	19	3	30	5	7	1	1	80

TOTAL FG% 1st Half: 12-25 48.0%
3-Pt. FG% 1st Half: 3-7 42.9%
F Throw % 1st Half: 3-5 60.0%

HOME TEAM: Lake County 24-10

##	Player Name		TOT-FG FG-FGA	3-PT FG-FGA	FT-FTA	REBOUNDS OF	DE	TOT	PF	TP	A	TO	BLK	S	MIN
01	Swift, Stetson.....	*	1-3	0-2	0-0	1	0	1	1	2	1	0	0	0	13
05	Swift, Derrick.....	*	4-11	0-0	0-0	6	4	10	1	8	0	0	0	0	15
22	Tyler, Rafael.....	*	1-8	0-5	0-0	0	3	3	0	2	1	3	0	1	15
23	Jones, Devon.....	*	1-2	0-0	0-0	0	0	0	2	2	0	0	0	0	6
24	Boyd, Ricky.....	*	1-4	0-1	1-2	1	1	2	2	3	2	1	0	1	16
03	Coleman, Zay.....		2-6	0-2	0-0	0	0	0	1	4	0	0	0	0	11
21	Bledsoe, Caleb.....		0-1	0-1	0-0	0	1	1	0	0	0	0	0	0	4
	TEAM.....					3		3							
	Totals.....		10-35	0-11	1-2	11	9	20	7	21	4	4	0	2	80

TOTAL FG% 1st Half: 10-35 28.6%
3-Pt. FG% 1st Half: 0-11 0.0%
F Throw % 1st Half: 1-2 50.0%

Officials: Barry Mapp, Trey Miles, Jamie Moody
Technical fouls: Perry County-None. Lake County-None.
Attendance:

Score by Periods	1st	2nd
Perry County.....	7	23
Lake County.....	7	14

Official Basketball Box Score -- 2nd Half
Perry County vs Lake County
03/16/12 5:00 p.m. at Murphy Center, Murfreesboro, Tenn.

VISITORS: Perry County 30-4

##	Player Name		TOT-FG FG-FGA	3-PT FG-FGA	FT-FTA	REBOUNDS OF	DE	TOT	PF	TP	A	TO	BLK	S	MIN
05	Hill, Garrett.....	*	1-3	0-0	2-3	1	0	1	1	4	1	1	0	0	16
22	Rhodes, Cannon.....	*	2-7	1-5	4-4	2	5	7	1	9	0	2	0	0	16
42	Dill, Taylor.....	*	0-1	0-1	0-0	1	0	1	2	0	0	1	0	0	14
43	Tucker, Jacob.....	*	3-7	0-1	8-9	1	2	3	2	14	3	1	0	1	16
52	Gilboy, Matt.....	*	2-3	0-0	0-0	1	1	2	1	4	0	1	0	0	16
23	Edney, Justin.....		0-0	0-0	0-0	0	0	0	0	0	0	0	0	0	2
	TEAM.....						1	1							
	Totals.....		8-21	1-7	14-16	6	9	15	7	31	4	6	0	1	80

TOTAL FG% 1st Half: 12-25 48.0% 2nd Half: 8-21 38.1% Game: 43.5%
3-Pt. FG% 1st Half: 3-7 42.9% 2nd Half: 1-7 14.3% Game: 28.6%
F Throw % 1st Half: 3-5 60.0% 2nd Half: 14-16 87.5% Game: 81.0%

HOME TEAM: Lake County 24-10

##	Player Name		TOT-FG FG-FGA	3-PT FG-FGA	FT-FTA	REBOUNDS OF	DE	TOT	PF	TP	A	TO	BLK	S	MIN
01	Swift, Stetson.....	*	2-4	0-0	0-0	0	2	2	3	4	1	0	0	0	10
05	Swift, Derrick.....	*	2-3	0-0	0-0	0	3	3	3	4	1	0	2	1	15
22	Tyler, Rafael.....	*	2-9	0-3	1-1	0	1	1	4	5	1	2	0	1	16
23	Jones, Devon.....	*	3-5	1-3	0-0	3	0	3	2	7	1	0	0	0	13
24	Boyd, Ricky.....	*	2-3	0-1	0-0	2	1	3	2	4	1	3	0	1	16
03	Coleman, Zay.....		3-5	0-2	0-0	0	2	2	0	6	2	0	0	0	9
21	Bledsoe, Caleb.....		0-0	0-0	0-0	0	0	0	1	0	0	0	0	0	1
	TEAM.....					1		1							
	Totals.....		14-29	1-9	1-1	6	9	15	15	30	7	5	2	3	80

TOTAL FG% 1st Half: 10-35 28.6% 2nd Half: 14-29 48.3% Game: 37.5%
3-Pt. FG% 1st Half: 0-11 0.0% 2nd Half: 1-9 11.1% Game: 5.0%
F Throw % 1st Half: 1-2 50.0% 2nd Half: 1-1 100 % Game: 66.7%

Officials: Barry Mapp, Trey Miles, Jamie Moody
Technical fouls: Perry County-None. Lake County-None.
Attendance:

Score by Periods	1st	2nd	3rd	4th
Perry County.....	7	23	8	23
Lake County.....	7	14	14	16

Official Basketball Box Score
Friendship Christian vs Perry County
03/17/12 6:00 p.m. at Murfreesboro, Tenn. (Murphy Center)

VISITORS: Friendship Christian 28-3

##	Player Name		TOT-FG FG-FGA	3-PT FG-FGA	FT-FTA	REBOUNDS OF	DE	TOT	PF	TP	A	TO	BLK	S	MIN
00	Anderson, Hunter....	*	2-4	2-2	1-2	0	2	2	3	7	1	2	0	0	28
02	Heaston, Allen.....	*	4-7	0-0	0-0	1	1	2	3	8	0	6	1	1	29
05	Patterson, Dalton...	*	2-9	0-1	5-7	0	6	6	1	9	2	2	0	0	27
21	Hutchinson, Drew....	*	0-0	0-0	0-0	0	2	2	4	0	1	0	0	0	7
22	Sandoval, Mark.....	*	4-7	0-2	0-4	2	7	9	4	8	0	4	0	2	20
12	Watts, Hunter.....		0-4	0-1	0-0	0	1	1	0	0	0	0	0	0	12
14	Johnson, Aaron.....		1-1	0-0	0-0	2	2	4	0	2	0	1	0	0	10
23	Lancaster, Sam.....		0-0	0-0	0-0	0	2	2	0	0	0	0	0	0	2
33	DeFevers, Austin....		1-3	0-0	2-2	1	3	4	1	4	1	1	2	0	25
	TEAM.....					1	4	5				1			
	Totals.....		14-35	2-6	8-15	7	30	37	16	38	5	17	3	3	160

TOTAL FG% 1st Half: 8-21 38.1% 2nd Half: 6-14 42.9% Game: 40.0% DEADB
3-Pt. FG% 1st Half: 2-6 33.3% 2nd Half: 0-0 0.0% Game: 33.3% REBS
F Throw % 1st Half: 0-0 0.0% 2nd Half: 8-15 53.3% Game: 53.3% 3

HOME TEAM: Perry County 30-5

##	Player Name		TOT-FG FG-FGA	3-PT FG-FGA	FT-FTA	REBOUNDS OF	DE	TOT	PF	TP	A	TO	BLK	S	MIN
05	Hill, Garrett.....	*	1-4	0-2	2-4	1	0	1	4	4	1	2	0	4	29
22	Rhodes, Cannon.....	*	4-20	2-16	1-4	0	3	3	3	11	0	0	1	1	32
42	Dill, Taylor.....	*	1-8	0-2	2-5	5	3	8	2	4	0	3	0	0	32
43	Tucker, Jacob.....	*	4-11	0-3	0-0	0	3	3	5	8	1	3	0	1	27
52	Gilboy, Matt.....	*	2-2	0-0	0-0	5	6	11	3	4	1	1	0	0	25
23	Edney, Justin.....		1-5	1-5	0-0	0	0	0	2	3	0	0	1	1	15
	TEAM.....						3	3							
	Totals.....		13-50	3-28	5-13	11	18	29	19	34	3	9	2	7	160

TOTAL FG% 1st Half: 5-18 27.8% 2nd Half: 8-32 25.0% Game: 26.0% DEADB
3-Pt. FG% 1st Half: 0-10 0.0% 2nd Half: 3-18 16.7% Game: 10.7% REBS
F Throw % 1st Half: 2-9 22.2% 2nd Half: 3-4 75.0% Game: 38.5% 4

Officials: Gary Kennedy, Tim Hackett, Kenneth Beard
Technical fouls: Friendship Christian-None. Perry County-None.
Attendance:

Score by Periods	1st	2nd	3rd	4th		Total
Friendship Christian.....	11	7	3	17	-	38
Perry County.....	9	3	4	18	-	34

All Tournament Team: Garrett Millinicks(McEwen),Patrick Mullinicks(McEwen), Derrick Swift(LakeCo),Ricky Boyd(LakeCo),Jacob Tucker(PerryCo),Allen Heaston (FCA),Matt Gilby(PerryCo),Mark Sandoval(FCA)-MVP, Cannon Rhodes(PerryCo), Dalton Patterson(FCA)

Play-by-Play
Friendship Christian vs Perry County
03/17/12 6:00 p.m. at Murfreesboro, Tenn. (Murphy Center)

1st PERIOD Play-by-Play (Page 1)

HOME TEAM: Perry County	TIME	SCORE	MAR	VISITORS: Friendship Christian
GOOD! JUMPER by Gilboy, Matt [PNT]	07:35	2-0	H 2	
REBOUND (DEF) by Dill, Taylor	07:16			MISSED 3 PTR by Patterson, Dalton
MISSED 3 PTR by Rhodes, Cannon	07:08			
REBOUND (OFF) by Dill, Taylor	07:08			
MISSED LAYUP by Dill, Taylor	07:01			REBOUND (DEF) by Hutchinson, Drew
REBOUND (DEF) by (TEAM)	06:30			MISSED 3 PTR by Sandoval, Mark
MISSED FT SHOT by Dill, Taylor	06:12			FOUL by Hutchinson, Drew (P1T1)
REBOUND (OFF) by (DEADBALL)	06:12			
GOOD! FT SHOT by Dill, Taylor	06:12	3-0	H 3	
	06:00	3-2	H 1	GOOD! JUMPER by Patterson, Dalton [PNT]
TURNOVR by Gilboy, Matt	05:33			
	05:16			TURNOVR by Anderson, Hunter
GOOD! LAYUP by Tucker, Jacob [PNT]	05:02	5-2	H 3	
	04:40			TURNOVR by Heaston, Allen
STEAL by Hill, Garrett	04:39			
GOOD! LAYUP by Dill, Taylor [PNT]	04:37	7-2	H 5	
ASSIST by Tucker, Jacob	04:37			
	04:32			TIMEOUT 30sec
	04:32			SUB IN : DeFevers, Austin
	04:32			SUB OUT: Hutchinson, Drew
	04:19	7-5	H 2	GOOD! 3 PTR by Anderson, Hunter
	04:19			ASSIST by Patterson, Dalton
MISSED JUMPER by Tucker, Jacob	04:07			REBOUND (DEF) by Sandoval, Mark
FOUL by Tucker, Jacob (P1T1)	04:02			
	03:57			MISSED JUMPER by Patterson, Dalton
	03:57			REBOUND (OFF) by Heaston, Allen
FOUL by Gilboy, Matt (P1T2)	03:51			
	03:48	7-7	T 1	GOOD! LAYUP by Sandoval, Mark [PNT]
GOOD! JUMPER by Hill, Garrett	03:30	9-7	H 2	
REBOUND (DEF) by Tucker, Jacob	03:13			MISSED JUMPER by Patterson, Dalton
	02:58			FOUL by Heaston, Allen (P1T2)
	02:58			SUB IN : Watts, Hunter
	02:58			SUB OUT: Anderson, Hunter
MISSED LAYUP by Tucker, Jacob	02:46			REBOUND (DEF) by Patterson, Dalton
	02:37	9-9	T 2	GOOD! JUMPER by Heaston, Allen
	02:37			ASSIST by Patterson, Dalton
	02:26			FOUL by DeFevers, Austin (P1T3)
MISSED 3 PTR by Tucker, Jacob	02:22			
REBOUND (OFF) by Gilboy, Matt	02:22			
MISSED 3 PTR by Rhodes, Cannon	02:17			REBOUND (DEF) by Sandoval, Mark
REBOUND (DEF) by Rhodes, Cannon	02:03			MISSED LAYUP by Heaston, Allen
TURNOVR by Dill, Taylor	01:50			
SUB IN : Edney, Justin	01:50			
SUB OUT: Dill, Taylor	01:50			
BLOCK by Edney, Justin	01:29			MISSED JUMPER by Watts, Hunter
	01:27			REBOUND (OFF) by DeFevers, Austin
	01:27			MISSED JUMPER by DeFevers, Austin
	01:27			REBOUND (OFF) by Sandoval, Mark
	01:27	9-11	V 2	GOOD! JUMPER by Sandoval, Mark [PNT]
FOUL by Tucker, Jacob (P2T3)	01:27			
	01:27			TURNOVR by Heaston, Allen
SUB IN : Dill, Taylor	01:27			
SUB OUT: Tucker, Jacob	01:27			
MISSED 3 PTR by Edney, Justin	01:23			REBOUND (DEF) by Patterson, Dalton
FOUL by Gilboy, Matt (P2T4)	00:56			
REBOUND (DEF) by (TEAM)	00:00			MISSED 3 PTR by Sandoval, Mark

Friendship Christian 11, Perry County 9

2nd PERIOD Play-by-Play (Page 1)

HOME TEAM: Perry County	TIME	SCORE	MAR	VISITORS: Friendship Christian
SUB IN : Edney, Justin	08:00			SUB IN : DeFevers, Austin
SUB OUT: Gilboy, Matt	08:00			SUB OUT: Hutchinson, Drew
REBOUND (DEF) by Tucker, Jacob	07:46			MISSED JUMPER by Patterson, Dalton
MISSED 3 PTR by Hill, Garrett	07:23			REBOUND (DEF) by Lancaster, Sam
GOOD! FT SHOT by Dill, Taylor	07:16	10-11	V 1	FOUL by Heaston, Allen (P2T4)
MISSED FT SHOT by Dill, Taylor	07:16			REBOUND (DEF) by Sandoval, Mark

	07:16			SUB IN : Watts, Hunter
	07:16			SUB OUT: Patterson, Dalton
	06:42	10-14	V 4	GOOD! 3 PTR by Anderson, Hunter
MISSED 3 PTR by Hill, Garrett	06:08			
REBOUND (OFF) by Hill, Garrett	06:08			
MISSED 3 PTR by Rhodes, Cannon	06:00			REBOUND (DEF) by (TEAM)
	05:56			TIMEOUT 30sec
	05:16	10-16	V 6	GOOD! LAYUP by Sandoval, Mark [PNT]
MISSED 3 PTR by Rhodes, Cannon	05:05			REBOUND (DEF) by (TEAM)
	04:41			FOUL by Sandoval, Mark (P1T5)
	04:41			TURNOVR by Sandoval, Mark
MISSED FT SHOT by Rhodes, Cannon	04:26			FOUL by Sandoval, Mark (P2T6)
REBOUND (OFF) by (DEADBALL)	04:26			
MISSED FT SHOT by Rhodes, Cannon	04:26			
REBOUND (OFF) by (DEADBALL)	04:26			
MISSED FT SHOT by Rhodes, Cannon	04:26			REBOUND (DEF) by Hutchinson, Drew
	04:26			SUB IN : Johnson, Aaron
	04:26			SUB OUT: Sandoval, Mark
FOUL by Rhodes, Cannon (P1T5)	03:59			
	03:41			MISSED JUMPER by Anderson, Hunter
	03:41			REBOUND (OFF) by Johnson, Aaron
	03:36			TURNOVR by Johnson, Aaron
MISSED FT SHOT by Hill, Garrett	03:15			FOUL by Hutchinson, Drew (P2T7)
REBOUND (OFF) by (DEADBALL)	03:15			
MISSED FT SHOT by Hill, Garrett	03:15			REBOUND (DEF) by DeFevers, Austin
SUB IN : Gilboy, Matt	03:15			SUB IN : Patterson, Dalton
SUB OUT: Edney, Justin	03:15			SUB OUT: Heaston, Allen
FOUL by Hill, Garrett (P1T6)	02:59			
	02:01			MISSED JUMPER by Watts, Hunter
	02:01			REBOUND (OFF) by Johnson, Aaron
	01:58	10-18	V 8	GOOD! TIP-IN by Johnson, Aaron [PNT]
GOOD! LAYUP by Tucker, Jacob [PNT]	01:44	12-18	V 6	
BLOCK by Rhodes, Cannon	01:14			MISSED JUMPER by Watts, Hunter
REBOUND (DEF) by Gilboy, Matt	01:14			
MISSED 3 PTR by Rhodes, Cannon	01:14			REBOUND (DEF) by Watts, Hunter
REBOUND (DEF) by Gilboy, Matt	00:15			MISSED 3 PTR by Watts, Hunter
MISSED 3 PTR by Dill, Taylor	00:01			REBOUND (DEF) by (TEAM)

Friendship Christian 18, Perry County 12

3rd PERIOD Play-by-Play (Page 1)

HOME TEAM: Perry County	TIME	SCORE	MAR	VISITORS: Friendship Christian
TURNOVR by Tucker, Jacob	07:37			
	07:36			STEAL by Sandoval, Mark
REBOUND (DEF) by Gilboy, Matt	06:57			MISSED LAYUP by Patterson, Dalton
	06:48			FOUL by Anderson, Hunter (P1T1)
MISSED 3 PTR by Rhodes, Cannon	06:45			REBOUND (DEF) by Heaston, Allen
	06:38			TIMEOUT 30sec
FOUL by Hill, Garrett (P2T1)	06:23			
	06:23			SUB IN : DeFevers, Austin
	06:23			SUB OUT: Hutchinson, Drew
	06:16			TURNOVR by Patterson, Dalton
TURNOVR by Dill, Taylor	06:03			
	06:01			STEAL by Sandoval, Mark
	05:55			FOUL by Sandoval, Mark (P3T2)
	05:55			TURNOVR by Sandoval, Mark
MISSED JUMPER by Rhodes, Cannon	05:36			REBOUND (DEF) by DeFevers, Austin
	05:24			MISSED JUMPER by Heaston, Allen
	05:24			REBOUND (OFF) by Sandoval, Mark
FOUL by Rhodes, Cannon (P2T2)	05:19			MISSED FT SHOT by Sandoval, Mark
	05:19			REBOUND (OFF) by (DEADBALL)
REBOUND (DEF) by Gilboy, Matt	05:19			MISSED FT SHOT by Sandoval, Mark
	05:17			FOUL by Sandoval, Mark (P4T3)
	05:17			SUB IN : Lancaster, Sam
	05:17			SUB OUT: Sandoval, Mark
GOOD! LAYUP by Tucker, Jacob [PNT]	04:54	14-18	V 4	
	04:21	14-20	V 6	GOOD! LAYUP by Heaston, Allen [PNT]
	04:21			ASSIST by DeFevers, Austin
MISSED JUMPER by Dill, Taylor	04:04			BLOCK by DeFevers, Austin
	04:01			REBOUND (DEF) by Anderson, Hunter
STEAL by Hill, Garrett	03:58			TURNOVR by Anderson, Hunter
TURNOVR by Hill, Garrett	03:58			
	03:55			TURNOVR by Heaston, Allen
STEAL by Hill, Garrett	03:54			
MISSED 3 PTR by Tucker, Jacob	03:50			
REBOUND (OFF) by Dill, Taylor	03:50			
	03:46			FOUL by Anderson, Hunter (P2T4)
SUB IN : Edney, Justin	03:46			

SUB OUT: Gilboy, Matt	03:46			
MISSED 3 PTR by Rhodes, Cannon	03:37			
REBOUND (OFF) by Dill, Taylor	03:37			
MISSED JUMPER by Dill, Taylor	03:35			BLOCK by DeFevers, Austin
	03:33			REBOUND (DEF) by Lancaster, Sam
REBOUND (DEF) by Tucker, Jacob	03:24			MISSED JUMPER by Anderson, Hunter
	03:24			FOUL by Anderson, Hunter (P3T5)
	03:24			SUB IN : Watts, Hunter
	03:24			SUB IN : Johnson, Aaron
	03:24			SUB OUT: Lancaster, Sam
	03:24			SUB OUT: Anderson, Hunter
TIMEOUT 30sec	03:17			
TURNOVR by Dill, Taylor	03:11			
	02:45			MISSED LAYUP by Patterson, Dalton
	02:44			REBOUND (OFF) by (TEAM)
FOUL by Hill, Garrett (P3T3)	02:28			
	02:28			SUB IN : Anderson, Hunter
	02:28			SUB OUT: Watts, Hunter
	02:09			TURNOVR by Heaston, Allen
MISSED JUMPER by Tucker, Jacob	01:54			REBOUND (DEF) by Patterson, Dalton
FOUL by Hill, Garrett (P4T4)	01:48	14-21	V 7	GOOD! FT SHOT by Patterson, Dalton
REBOUND (DEF) by Rhodes, Cannon	01:48			MISSED FT SHOT by Patterson, Dalton
SUB IN : Gilboy, Matt	01:48			
SUB OUT: Hill, Garrett	01:48			
MISSED 3 PTR by Edney, Justin	01:30			REBOUND (DEF) by Patterson, Dalton
FOUL by Tucker, Jacob (P3T5)	01:28			
	01:28			TURNOVR by (TEAM)
MISSED JUMPER by Tucker, Jacob	01:08			
REBOUND (OFF) by Gilboy, Matt	01:08			
GOOD! JUMPER by Gilboy, Matt [PNT]	01:06	16-21	V 5	
REBOUND (DEF) by (TEAM)	00:05			MISSED JUMPER by Patterson, Dalton
MISSED 3 PTR by Tucker, Jacob	00:00			REBOUND (DEF) by (TEAM)

Friendship Christian 21, Perry County 16

4th PERIOD Play-by-Play (Page 1)

HOME TEAM: Perry County	TIME	SCORE	MAR	VISITORS: Friendship Christian
SUB IN : Edney, Justin	08:00			SUB IN : Johnson, Aaron
SUB OUT: Hill, Garrett	08:00			SUB IN : DeFevers, Austin
	08:00			SUB OUT: Hutchinson, Drew
	08:00			SUB OUT: Sandoval, Mark
	07:20	16-23	V 7	GOOD! LAYUP by DeFevers, Austin [PNT]
	07:20			ASSIST by Anderson, Hunter
MISSED 3 PTR by Rhodes, Cannon	07:08			REBOUND (DEF) by Johnson, Aaron
FOUL by Dill, Taylor (P1T6)	06:59			
SUB IN : Hill, Garrett	06:59			
SUB OUT: Edney, Justin	06:59			
	06:58			TURNOVR by DeFevers, Austin
STEAL by Rhodes, Cannon	06:57			
GOOD! JUMPER by Rhodes, Cannon	06:36	18-23	V 5	
FOUL by Dill, Taylor (P2T7)	06:08	18-24	V 6	GOOD! FT SHOT by Patterson, Dalton
	06:08	18-25	V 7	GOOD! FT SHOT by Patterson, Dalton
	06:08			SUB IN : Hutchinson, Drew
	06:08			SUB OUT: DeFevers, Austin
MISSED 3 PTR by Rhodes, Cannon	05:47			
REBOUND (OFF) by Gilboy, Matt	05:47			
	05:39			FOUL by Hutchinson, Drew (P3T6)
MISSED JUMPER by Rhodes, Cannon	05:27			REBOUND (DEF) by Johnson, Aaron
	05:21	18-27	V 9	GOOD! LAYUP by Patterson, Dalton [FB/PNT]
GOOD! LAYUP by Tucker, Jacob [PNT]	05:15	20-27	V 7	
	04:48	20-29	V 9	GOOD! LAYUP by Heaston, Allen [PNT]
	04:48			ASSIST by Hutchinson, Drew
MISSED FT SHOT by Dill, Taylor	04:35			FOUL by Patterson, Dalton (P1T7)
	04:35			REBOUND (DEF) by Sandoval, Mark
	04:35			SUB IN : DeFevers, Austin
	04:35			SUB IN : Sandoval, Mark
	04:35			SUB OUT: Johnson, Aaron
	04:35			SUB OUT: Hutchinson, Drew
FOUL by Tucker, Jacob (P4T8)	04:26	20-30	V 10	GOOD! FT SHOT by Patterson, Dalton
	04:26	20-31	V 11	GOOD! FT SHOT by Patterson, Dalton
	04:26			SUB IN : Watts, Hunter
	04:26			SUB OUT: Patterson, Dalton
MISSED 3 PTR by Rhodes, Cannon	04:14			
REBOUND (OFF) by Gilboy, Matt	04:14			
TURNOVR by Tucker, Jacob	04:07			
	04:07			SUB IN : Hutchinson, Drew

	04:07			SUB OUT: DeFevers, Austin
	03:54			TURNOVR by Heaston, Allen
STEAL by Tucker, Jacob	03:53			
FOUL by Tucker, Jacob (P5T9)	03:52			
TURNOVR by Tucker, Jacob	03:52			
SUB IN : Edney, Justin	03:52			SUB IN : Patterson, Dalton
SUB OUT: Tucker, Jacob	03:52			SUB OUT: Watts, Hunter
REBOUND (DEF) by Dill, Taylor	03:16			MISSED LAYUP by Sandoval, Mark
GOOD! LAYUP by Rhodes, Cannon [PNT]	03:13	22-31	V 9	
GOOD! FT SHOT by Rhodes, Cannon	03:13	23-31	V 8	FOUL by Hutchinson, Drew (P4T8)
	03:13			SUB IN : Watts, Hunter
	03:13			SUB IN : DeFevers, Austin
	03:13			SUB OUT: Patterson, Dalton
	03:13			SUB OUT: Hutchinson, Drew
REBOUND (DEF) by Dill, Taylor	02:55			MISSED LAYUP by DeFevers, Austin
TURNOVR by Hill, Garrett	02:49			
	02:48			STEAL by Heaston, Allen
	02:44	23-33	V 10	GOOD! LAYUP by Heaston, Allen [PNT]
MISSED JUMPER by Dill, Taylor	02:31			REBOUND (DEF) by Sandoval, Mark
	02:26			TURNOVR by Sandoval, Mark
	02:26			SUB IN : Patterson, Dalton
	02:26			SUB OUT: Watts, Hunter
MISSED 3 PTR by Rhodes, Cannon	02:22			
REBOUND (OFF) by Gilboy, Matt	02:22			
GOOD! 3 PTR by Rhodes, Cannon	02:17	26-33	V 7	
ASSIST by Gilboy, Matt	02:17			
	02:02	26-35	V 9	GOOD! LAYUP by Sandoval, Mark [PNT]
	01:59			TIMEOUT TEAM
MISSED LAYUP by Hill, Garrett	01:51			REBOUND (DEF) by DeFevers, Austin
FOUL by Gilboy, Matt (P3T10)	01:42			MISSED FT SHOT by Patterson, Dalton
	01:42			REBOUND (OFF) by (DEADBALL)
MISSED 3 PTR by Rhodes, Cannon	01:38			REBOUND (DEF) by Sandoval, Mark
STEAL by Edney, Justin	01:33			TURNOVR by Sandoval, Mark
GOOD! 3 PTR by Edney, Justin	01:33	29-35	V 6	
ASSIST by Hill, Garrett	01:33			
REBOUND (DEF) by Gilboy, Matt	01:24			MISSED LAYUP by Heaston, Allen
MISSED 3 PTR by Edney, Justin	01:13			REBOUND (DEF) by Patterson, Dalton
	01:09			TURNOVR by Patterson, Dalton
STEAL by Hill, Garrett	01:08			
MISSED JUMPER by Dill, Taylor	00:58			
REBOUND (OFF) by Dill, Taylor	00:58			
MISSED 3 PTR by Edney, Justin	00:51			
REBOUND (OFF) by Dill, Taylor	00:51			
MISSED 3 PTR by Dill, Taylor	00:45			REBOUND (DEF) by Patterson, Dalton
FOUL by Edney, Justin (P1T11)	00:32			MISSED FT SHOT by Sandoval, Mark
	00:32			REBOUND (OFF) by (DEADBALL)
REBOUND (DEF) by Gilboy, Matt	00:32			MISSED FT SHOT by Sandoval, Mark
MISSED 3 PTR by Rhodes, Cannon	00:20			BLOCK by Heaston, Allen
	00:19			REBOUND (DEF) by Sandoval, Mark
	00:17			FOUL by Heaston, Allen (P3T9)
	00:17			TIMEOUT TEAM
	00:17			TURNOVR by Heaston, Allen
GOOD! FT SHOT by Hill, Garrett	00:17	30-35	V 5	
GOOD! FT SHOT by Hill, Garrett	00:17	31-35	V 4	
FOUL by Rhodes, Cannon (P3T12)	00:15	31-36	V 5	GOOD! FT SHOT by DeFevers, Austin
	00:15	31-37	V 6	GOOD! FT SHOT by DeFevers, Austin
MISSED 3 PTR by Rhodes, Cannon	00:09			REBOUND (DEF) by Anderson, Hunter
FOUL by Edney, Justin (P2T13)	00:06	31-38	V 7	GOOD! FT SHOT by Anderson, Hunter
REBOUND (DEF) by Rhodes, Cannon	00:06			MISSED FT SHOT by Anderson, Hunter
GOOD! 3 PTR by Rhodes, Cannon	00:00	34-38	V 4	

Friendship Christian 38, Perry County 34

Official Basketball Box Score -- 1st Half
Friendship Christian vs Perry County
03/17/12 6:00 p.m. at Murfreesboro, Tenn. (Murphy Center)

VISITORS: Friendship Christian 28-3

##	Player Name		TOT-FG FG-FGA	3-PT FG-FGA	FT-FTA	REBOUNDS OF	DE	TOT	PF	TP	A	TO	BLK	S	MIN
00	Anderson, Hunter....	*	2-3	2-2	0-0	0	0	0	0	6	0	1	0	0	13
02	Heaston, Allen.....	*	1-2	0-0	0-0	1	0	1	2	2	0	2	0	0	13
05	Patterson, Dalton...	*	1-5	0-1	0-0	0	2	2	0	2	2	0	0	0	12
21	Hutchinson, Drew....	*	0-0	0-0	0-0	0	2	2	2	0	0	0	0	0	3
22	Sandoval, Mark.....	*	3-5	0-2	0-0	1	3	4	2	6	0	1	0	0	12
12	Watts, Hunter.....		0-4	0-1	0-0	0	1	1	0	0	0	0	0	0	10
14	Johnson, Aaron.....		1-1	0-0	0-0	2	0	2	0	2	0	1	0	0	4
23	Lancaster, Sam.....		0-0	0-0	0-0	0	1	1	0	0	0	0	0	0	0
33	DeFevers, Austin....		0-1	0-0	0-0	1	1	2	1	0	0	0	0	0	13
	TEAM.....						3	3							
	Totals.....		8-21	2-6	0-0	5	13	18	7	18	2	5	0	0	80

TOTAL FG% 1st Half: 8-21 38.1%
3-Pt. FG% 1st Half: 2-6 33.3%
F Throw % 1st Half: 0-0 0.0%

HOME TEAM: Perry County 30-5

##	Player Name		TOT-FG FG-FGA	3-PT FG-FGA	FT-FTA	REBOUNDS OF	DE	TOT	PF	TP	A	TO	BLK	S	MIN
05	Hill, Garrett.....	*	1-3	0-2	0-2	1	0	1	1	2	0	0	0	1	16
22	Rhodes, Cannon.....	*	0-5	0-5	0-3	0	1	1	1	0	0	0	1	0	16
42	Dill, Taylor.....	*	1-3	0-1	2-4	1	1	2	0	4	0	1	0	0	16
43	Tucker, Jacob.....	*	2-5	0-1	0-0	0	2	2	2	4	1	0	0	0	15
52	Gilboy, Matt.....	*	1-1	0-0	0-0	1	2	3	2	2	0	1	0	0	11
23	Edney, Justin.....		0-1	0-1	0-0	0	0	0	0	0	0	0	1	0	6
	TEAM.....						2	2							
	Totals.....		5-18	0-10	2-9	3	8	11	6	12	1	2	2	1	80

TOTAL FG% 1st Half: 5-18 27.8%
3-Pt. FG% 1st Half: 0-10 0.0%
F Throw % 1st Half: 2-9 22.2%

Officials: Gary Kennedy, Tim Hackett, Kenneth Beard
Technical fouls: Friendship Christian-None. Perry County-None.
Attendance:

Score by Periods	1st	2nd
Friendship Christian.....	11	7
Perry County.....	9	3

All Tournament Team: Garrett Millinicks(McEwen),Patrick Mullinicks(McEwen), Derrick Swift(LakeCo),Ricky Boyd(LakeCo),Jacob Tucker(PerryCo),Allen Heaston (FCA),Matt Gilby(PerryCo),Mark Sandoval(FCA)-MVP, Cannon Rhodes(PerryCo), Dalton Patterson(FCA)

Official Basketball Box Score -- 2nd Half
Friendship Christian vs Perry County
03/17/12 6:00 p.m. at Murfreesboro, Tenn. (Murphy Center)

VISITORS: Friendship Christian 28-3

##	Player Name		TOT-FG FG-FGA	3-PT FG-FGA	FT-FTA	REBOUNDS OF	DE	TOT	PF	TP	A	TO	BLK	S	MIN
00	Anderson, Hunter....	*	0-1	0-0	1-2	0	2	2	3	1	1	1	0	0	15
02	Heaston, Allen.....	*	3-5	0-0	0-0	0	1	1	1	6	0	4	1	1	16
05	Patterson, Dalton...	*	1-4	0-0	5-7	0	4	4	1	7	0	2	0	0	15
21	Hutchinson, Drew....	*	0-0	0-0	0-0	0	0	0	2	0	1	0	0	0	4
22	Sandoval, Mark.....	*	1-2	0-0	0-4	1	4	5	2	2	0	3	0	2	8
12	Watts, Hunter.....		0-0	0-0	0-0	0	0	0	0	0	0	0	0	0	2
14	Johnson, Aaron.....		0-0	0-0	0-0	0	2	2	0	0	0	0	0	0	6
23	Lancaster, Sam.....		0-0	0-0	0-0	0	1	1	0	0	0	0	0	0	2
33	DeFevers, Austin....		1-2	0-0	2-2	0	2	2	0	4	1	1	2	0	12
	TEAM.....					1	1	2				1			
	Totals.....		6-14	0-0	8-15	2	17	19	9	20	3	12	3	3	80

TOTAL FG% 1st Half: 8-21 38.1% 2nd Half: 6-14 42.9% Game: 40.0%
3-Pt. FG% 1st Half: 2-6 33.3% 2nd Half: 0-0 0.0% Game: 33.3%
F Throw % 1st Half: 0-0 0.0% 2nd Half: 8-15 53.3% Game: 53.3%

HOME TEAM: Perry County 30-5

##	Player Name		TOT-FG FG-FGA	3-PT FG-FGA	FT-FTA	REBOUNDS OF	DE	TOT	PF	TP	A	TO	BLK	S	MIN
05	Hill, Garrett.....	*	0-1	0-0	2-2	0	0	0	3	2	1	2	0	3	13
22	Rhodes, Cannon.....	*	4-15	2-11	1-1	0	2	2	2	11	0	0	0	1	16
42	Dill, Taylor.....	*	0-5	0-1	0-1	4	2	6	2	0	0	2	0	0	16
43	Tucker, Jacob.....	*	2-6	0-2	0-0	0	1	1	3	4	0	3	0	1	12
52	Gilboy, Matt.....	*	1-1	0-0	0-0	4	4	8	1	2	1	0	0	0	14
23	Edney, Justin.....		1-4	1-4	0-0	0	0	0	2	3	0	0	0	1	9
	TEAM.....						1	1							
	Totals.....		8-32	3-18	3-4	8	10	18	13	22	2	7	0	6	80

TOTAL FG% 1st Half: 5-18 27.8% 2nd Half: 8-32 25.0% Game: 26.0%
3-Pt. FG% 1st Half: 0-10 0.0% 2nd Half: 3-18 16.7% Game: 10.7%
F Throw % 1st Half: 2-9 22.2% 2nd Half: 3-4 75.0% Game: 38.5%

Officials: Gary Kennedy, Tim Hackett, Kenneth Beard
Technical fouls: Friendship Christian-None. Perry County-None.
Attendance:

Score by Periods	1st	2nd	3rd	4th
Friendship Christian.....	11	7	3	17
Perry County.....	9	3	4	18

All Tournament Team: Garrett Millinicks(McEwen),Patrick Mullinicks(McEwen), Derrick Swift(LakeCo),Ricky Boyd(LakeCo),Jacob Tucker(PerryCo),Allen Heaston (FCA),Matt Gilby(PerryCo),Mark Sandoval(FCA)-MVP, Cannon Rhodes(PerryCo), Dalton Patterson(FCA)

2011 Class A State Boys' Basketball Tournament

March 16 - March 19, 2011 · Murphy Center - MTSU - Murfreesboro, TN

Game 1
Wed. Mar. 16 10:00 AM

Hampton (30-4)	61
Summertown (21-11)	47

Game 2
Wed. Mar. 16 11:45 AM

Lake Co. (23-10)	66
CSAS (28-4)	62

Game 3
Wed. Mar. 16 1:30 PM

Middleton (30-1)	52
Cloudland (27-7)	37

Game 4
Wed. Mar. 16 3:15 PM

Perry Co. (23-7)	67
Clay Co. (25-8)	45

Game 5
Fri. Mar. 18 10:00 AM

Hampton	52
Lake Co.	63

Game 6
Fri. Mar. 18 11:45 AM

Middleton	64
Perry Co.	56

Game 7
Sat. Mar. 19 2:00 PM

Lake Co.	84
Middleton	63

Lake Co.
STATE CHAMPION

Official Basketball Box Score
Perry County vs Clay County
03/16/11 3:15 PM at Murphy Center (Murfreesboro, TN)

VISITORS: Perry County 24-7

##	Player Name		TOT-FG FG-FGA	3-PT FG-FGA	FT-FTA	REBOUNDS OF	DE	TOT	PF	TP	A	TO	BLK	S	MIN
05	Hill, Garrett.....	*	2-3	1-2	1-2	0	2	2	2	6	2	2	0	2	29
22	Rhodes, Cannon.....	*	8-14	6-11	0-0	0	13	13	1	22	0	2	0	1	31
25	Mercer, Dray.....	*	4-8	0-0	5-6	0	4	4	1	13	3	3	0	1	28
42	Dill, Taylor.....	*	1-2	0-0	6-8	1	4	5	0	8	1	0	0	0	29
43	Tucker, Jacob.....	*	2-7	0-1	5-6	2	2	4	1	9	0	1	1	0	24
00	Edwards, Trey.....		1-1	1-1	0-0	0	0	0	1	3	0	0	0	0	1
04	Bailey, Alex.....		0-0	0-0	0-0	0	0	0	0	0	0	0	0	0	2
13	Hayes, Jamie.....		0-0	0-0	0-0	0	1	1	0	0	0	0	0	0	0+
14	King, Taylor.....		0-0	0-0	0-0	0	0	0	0	0	0	1	0	0	1
23	Edney, Justin.....		0-1	0-0	0-0	0	0	0	0	0	0	1	0	0	3
34	Bates, Weston.....		0-1	0-1	0-0	0	0	0	0	0	0	0	0	0	1
41	Bates, Braden.....		0-0	0-0	1-2	0	1	1	0	1	0	0	0	0	1
44	Lindsey, Cody.....		0-0	0-0	0-0	0	0	0	0	0	0	0	0	0	0+
51	Marlin, Lance.....		0-0	0-0	0-0	0	0	0	0	0	0	0	0	0	0+
52	Gilboy, Matt.....		1-3	0-0	3-4	4	2	6	1	5	0	1	0	0	10
	TEAM.....					1	1	2							
	Totals.....		19-40	8-16	21-28	8	30	38	7	67	6	11	1	4	160

TOTAL FG% 1st Half: 8-18 44.4% 2nd Half: 11-22 50.0% Game: 47.5% DEADB
3-Pt. FG% 1st Half: 5-8 62.5% 2nd Half: 3-8 37.5% Game: 50.0% REBS
F Throw % 1st Half: 9-14 64.3% 2nd Half: 12-14 85.7% Game: 75.0% 2

HOME TEAM: Clay County 25-9

##	Player Name		TOT-FG FG-FGA	3-PT FG-FGA	FT-FTA	REBOUNDS OF	DE	TOT	PF	TP	A	TO	BLK	S	MIN
03	Hamilton, Corey.....	*	1-9	0-1	0-0	0	1	1	3	2	1	0	0	2	25
05	Strong, Jordan.....	*	2-5	2-5	0-0	0	0	0	3	6	3	1	0	1	24
21	Copeland, Matt.....	*	3-8	0-0	0-0	2	2	4	5	6	0	1	1	2	22
22	Birdwell, Dylan.....	*	2-6	2-6	1-1	0	2	2	4	7	0	2	0	1	19
24	Boles, Trent.....	*	7-13	3-7	0-0	0	4	4	1	17	2	2	0	1	29
00	Cherry, Curt.....		0-1	0-1	0-0	0	2	2	0	0	0	0	0	0	6
01	Smith, Jon.....		0-0	0-0	0-0	0	1	1	1	0	0	0	0	0	7
04	Cherry, Austin.....		0-2	0-1	0-0	0	0	0	1	0	1	0	0	0	2
10	Marcom, Jacob.....		0-0	0-0	1-2	0	1	1	0	1	0	0	0	0	2
11	Birdwell, Dusby.....		0-3	0-0	0-0	2	1	3	0	0	1	1	1	0	8
14	Roach, Eddie.....		0-0	0-0	0-0	0	1	1	0	0	0	0	0	0	1
23	Edwards, Jake.....		0-2	0-2	0-0	0	0	0	3	0	0	1	0	1	8
31	Garrett, Drew.....		0-0	0-0	0-0	0	0	0	0	0	0	0	0	0	1
33	Carter, Dylan.....		1-1	0-0	1-1	0	0	0	0	3	0	0	0	0	5
34	Ballard, Scottie....		1-1	1-1	0-0	0	0	0	0	3	0	0	0	0	1
	TEAM.....						3	3							
	Totals.....		17-51	8-24	3-4	4	18	22	21	45	8	8	2	8	160

TOTAL FG% 1st Half: 7-27 25.9% 2nd Half: 10-24 41.7% Game: 33.3% DEADB
3-Pt. FG% 1st Half: 2-10 20.0% 2nd Half: 6-14 42.9% Game: 33.3% REBS
F Throw % 1st Half: 0-0 0.0% 2nd Half: 3-4 75.0% Game: 75.0% 1

Officials: Ernest Jones, Mark Strange, Craig Moore
Technical fouls: Perry County-None. Clay County-None.
Attendance:

Score by Periods	1st	2nd	3rd	4th		Total
Perry County.....	13	17	18	19	-	67
Clay County.....	8	8	22	7	-	45

Play-by-Play
Perry County vs Clay County
03/16/11 3:15 PM at Murphy Center (Murfreesboro, TN)

1st PERIOD Play-by-Play (Page 1)

HOME TEAM: Clay County	TIME	SCORE	MAR	VISITORS: Perry County
REBOUND (DEF) by Copeland, Matt	07:36			MISSED JUMPER by Mercer, Dray
MISSED JUMPER by Hamilton, Corey	07:17			BLOCK by Tucker, Jacob
	07:14			REBOUND (DEF) by Tucker, Jacob
	07:07			TURNOVR by Tucker, Jacob
STEAL by Copeland, Matt	07:06			
GOOD! 3 PTR by Birdwell, Dylan	06:53	3-0	H 3	
ASSIST by Strong, Jordan	06:53			
REBOUND (DEF) by Copeland, Matt	06:36			MISSED JUMPER by Tucker, Jacob
GOOD! 3 PTR by Birdwell, Dylan	06:23	6-0	H 6	
ASSIST by Strong, Jordan	06:19			
BLOCK by Copeland, Matt	06:09			MISSED JUMPER by Mercer, Dray
	06:08			REBOUND (OFF) by Tucker, Jacob
FOUL by Birdwell, Dylan (P1T1)	05:59			
REBOUND (DEF) by Hamilton, Corey	05:57			MISSED 3 PTR by Rhodes, Cannon
MISSED JUMPER by Copeland, Matt	05:42			REBOUND (DEF) by Rhodes, Cannon
	05:34			TURNOVR by Hill, Garrett
STEAL by Birdwell, Dylan	05:33			
MISSED JUMPER by Copeland, Matt	05:19			REBOUND (DEF) by Rhodes, Cannon
	05:13	6-2	H 4	GOOD! LAYUP by Mercer, Dray [FB/PNT]
MISSED 3 PTR by Boles, Trent	04:56			REBOUND (DEF) by Rhodes, Cannon
FOUL by Hamilton, Corey (P1T2)	04:52			
	04:35	6-5	H 1	GOOD! 3 PTR by Rhodes, Cannon
	04:35			ASSIST by Hill, Garrett
GOOD! JUMPER by Boles, Trent [PNT]	04:09	8-5	H 3	
REBOUND (DEF) by Boles, Trent	03:57			MISSED 3 PTR by Rhodes, Cannon
TURNOVR by Boles, Trent	03:50			
	03:49			STEAL by Rhodes, Cannon
FOUL by Birdwell, Dylan (P2T3)	03:46			MISSED FT SHOT by Dill, Taylor
	03:46			REBOUND (OFF) by (DEADBALL)
REBOUND (DEF) by Boles, Trent	03:46			MISSED FT SHOT by Dill, Taylor
SUB IN : Birdwell, Dusby	03:46			
SUB IN : Edwards, Jake	03:46			
SUB OUT: Birdwell, Dylan	03:46			
SUB OUT: Strong, Jordan	03:46			
MISSED JUMPER by Hamilton, Corey	03:24			REBOUND (DEF) by Rhodes, Cannon
FOUL by Hamilton, Corey (P2T4)	03:23			
	03:10	8-8	T 1	GOOD! 3 PTR by Rhodes, Cannon
	03:10			ASSIST by Hill, Garrett
MISSED LAYUP by Birdwell, Dusby	02:54			
REBOUND (OFF) by Birdwell, Dusby	02:54			
MISSED JUMPER by Birdwell, Dusby	02:49			REBOUND (DEF) by Dill, Taylor
	02:41			MISSED 3 PTR by Rhodes, Cannon
	02:41			REBOUND (OFF) by Dill, Taylor
	02:35	8-10	V 2	GOOD! JUMPER by Mercer, Dray
MISSED JUMPER by Copeland, Matt	02:13			
REBOUND (OFF) by Birdwell, Dusby	02:13			
	02:12			FOUL by Mercer, Dray (P1T1)
SUB IN : Carter, Dylan	02:12			
SUB OUT: Hamilton, Corey	02:12			
MISSED JUMPER by Birdwell, Dusby	02:05			REBOUND (DEF) by Tucker, Jacob
FOUL by Copeland, Matt (P1T5)	02:02			
	01:46			TURNOVR by Hill, Garrett
MISSED 3 PTR by Birdwell, Dylan	01:30			REBOUND (DEF) by Dill, Taylor
	01:21	8-13	V 5	GOOD! 3 PTR by Rhodes, Cannon
	01:21			ASSIST by Dill, Taylor
TIMEOUT 30sec	01:19			
FOUL by Edwards, Jake (P1T6)	00:54			
TURNOVR by Edwards, Jake	00:54			
SUB IN : Strong, Jordan	00:54			
SUB OUT: Birdwell, Dusby	00:54			
	00:06			TURNOVR by Rhodes, Cannon

Perry County 13, Clay County 8

2nd PERIOD Play-by-Play (Page 1)

HOME TEAM: Clay County	TIME	SCORE	MAR	VISITORS: Perry County
GOOD! LAYUP by Copeland, Matt [PNT]	07:46	10-13	V 3	
ASSIST by Boles, Trent	07:46			
	07:39	10-14	V 4	GOOD! FT SHOT by Mercer, Dray
	07:39			MISSED FT SHOT by Mercer, Dray
	07:39			REBOUND (OFF) by Tucker, Jacob
SUB IN : Birdwell, Dusby	07:39			SUB IN : Gilboy, Matt
SUB IN : Edwards, Jake	07:39			SUB OUT: Dill, Taylor
SUB OUT: Hamilton, Corey	07:39			
	07:36			MISSED LAYUP by Tucker, Jacob
	07:36			REBOUND (OFF) by Gilboy, Matt
REBOUND (DEF) by Boles, Trent	07:33			MISSED JUMPER by Gilboy, Matt
BLOCK by Birdwell, Dusby	07:22			
MISSED JUMPER by Copeland, Matt	07:20			REBOUND (DEF) by Rhodes, Cannon
REBOUND (DEF) by Birdwell, Dusby	06:55			MISSED JUMPER by Tucker, Jacob
MISSED 3 PTR by Birdwell, Dylan	06:44			
REBOUND (OFF) by Copeland, Matt	06:44			
TURNOVR by Copeland, Matt	06:38			
	06:37			STEAL by Mercer, Dray
FOUL by Boles, Trent (P1T7)	06:35	10-15	V 5	GOOD! FT SHOT by Mercer, Dray
	06:35	10-16	V 6	GOOD! FT SHOT by Mercer, Dray
SUB IN : Smith, Jon	06:35			
SUB OUT: Copeland, Matt	06:35			
MISSED 3 PTR by Strong, Jordan	06:18			REBOUND (DEF) by Rhodes, Cannon
FOUL by Strong, Jordan (P1T8)	06:11	10-17	V 7	GOOD! FT SHOT by Hill, Garrett
REBOUND (DEF) by Birdwell, Dylan	06:11			MISSED FT SHOT by Hill, Garrett
	06:11			SUB IN : Dill, Taylor
	06:11			SUB OUT: Gilboy, Matt
MISSED 3 PTR by Strong, Jordan	05:57			REBOUND (DEF) by Rhodes, Cannon
REBOUND (DEF) by Birdwell, Dylan	05:34			MISSED JUMPER by Rhodes, Cannon
MISSED JUMPER by Boles, Trent	05:21			REBOUND (DEF) by Rhodes, Cannon
	05:03	10-20	V 10	GOOD! 3 PTR by Hill, Garrett
TIMEOUT 30sec	04:56			
SUB IN : Hamilton, Corey	04:56			
SUB IN : Copeland, Matt	04:56			
SUB OUT: Smith, Jon	04:56			
SUB OUT: Birdwell, Dusby	04:56			
TURNOVR by Boles, Trent	04:37			
FOUL by Copeland, Matt (P2T9)	04:22	10-21	V 11	GOOD! FT SHOT by Tucker, Jacob
	04:22	10-22	V 12	GOOD! FT SHOT by Tucker, Jacob
MISSED JUMPER by Hamilton, Corey	04:08			REBOUND (DEF) by Mercer, Dray
STEAL by Hamilton, Corey	03:58			TURNOVR by Mercer, Dray
GOOD! JUMPER by Copeland, Matt	03:06	12-22	V 10	
	02:57	12-25	V 13	GOOD! 3 PTR by Rhodes, Cannon
	02:57			ASSIST by Mercer, Dray
FOUL by Birdwell, Dylan (P3T10)	02:48			
TURNOVR by Birdwell, Dylan	02:48			
	02:48			SUB IN : Gilboy, Matt
	02:48			SUB OUT: Mercer, Dray
FOUL by Strong, Jordan (P2T11)	02:36	12-26	V 14	GOOD! FT SHOT by Tucker, Jacob
	02:36	12-27	V 15	GOOD! FT SHOT by Tucker, Jacob
SUB IN : Cherry, Curt	02:36			
SUB OUT: Birdwell, Dylan	02:36			
SUB OUT: Strong, Jordan	02:36			
	02:17			FOUL by Hill, Garrett (P1T2)
	02:17			SUB IN : Mercer, Dray
	02:17			SUB OUT: Hill, Garrett
GOOD! JUMPER by Copeland, Matt	02:10	14-27	V 13	
	01:44	14-29	V 15	GOOD! JUMPER by Tucker, Jacob
MISSED 3 PTR by Edwards, Jake	01:24			
REBOUND (OFF) by Copeland, Matt	01:24			
	01:23			FOUL by Tucker, Jacob (P1T3)
MISSED JUMPER by Hamilton, Corey	01:08			REBOUND (DEF) by Rhodes, Cannon
FOUL by Edwards, Jake (P2T12)	01:02			MISSED FT SHOT by Tucker, Jacob
	01:02			REBOUND (OFF) by (DEADBALL)
	01:02	14-30	V 16	GOOD! FT SHOT by Tucker, Jacob
SUB IN : Birdwell, Dusby	01:02			
SUB OUT: Edwards, Jake	01:02			
MISSED 3 PTR by Cherry, Curt	00:48			REBOUND (DEF) by Rhodes, Cannon
	00:39			TIMEOUT 30sec
	00:30			TURNOVR by Rhodes, Cannon
STEAL by Hamilton, Corey	00:29			
GOOD! LAYUP by Hamilton, Corey [FB/PNT]	00:26	16-30	V 14	
	00:02			TURNOVR by Mercer, Dray

STEAL by Boles, Trent	00:00			
MISSED 3 PTR by Boles, Trent	00:00			REBOUND (DEF) by (TEAM)

Perry County 30, Clay County 16

3rd PERIOD Play-by-Play (Page 1)

HOME TEAM: Clay County	TIME	SCORE	MAR	VISITORS: Perry County
REBOUND (DEF) by (TEAM)	07:46			MISSED LAYUP by Tucker, Jacob
MISSED JUMPER by Copeland, Matt	07:28			REBOUND (DEF) by Hill, Garrett
REBOUND (DEF) by Boles, Trent	07:17			MISSED 3 PTR by Tucker, Jacob
GOOD! 3 PTR by Boles, Trent	07:10	19-30	V 11	
	06:54	19-33	V 14	GOOD! 3 PTR by Rhodes, Cannon
	06:54			ASSIST by Mercer, Dray
MISSED LAYUP by Hamilton, Corey	06:39			REBOUND (DEF) by Rhodes, Cannon
REBOUND (DEF) by (TEAM)	06:33			MISSED JUMPER by Mercer, Dray
GOOD! 3 PTR by Boles, Trent	06:22	22-33	V 11	
	06:06			TURNOVR by Mercer, Dray
STEAL by Copeland, Matt	06:04			
TURNOVR by Birdwell, Dylan	05:47			
	05:46			STEAL by Hill, Garrett
	05:41	22-36	V 14	GOOD! 3 PTR by Rhodes, Cannon
GOOD! JUMPER by Boles, Trent	05:20	24-36	V 12	
	05:05	24-38	V 14	GOOD! LAYUP by Tucker, Jacob [PNT]
GOOD! JUMPER by Boles, Trent	04:52	26-38	V 12	
SUB IN : Edwards, Jake	04:48			SUB IN : Gilboy, Matt
SUB OUT: Birdwell, Dylan	04:48			SUB OUT: Tucker, Jacob
FOUL by Copeland, Matt (P3T1)	04:37			
	04:30			MISSED JUMPER by Dill, Taylor
	04:30			REBOUND (OFF) by (TEAM)
	04:24			MISSED 3 PTR by Rhodes, Cannon
	04:24			REBOUND (OFF) by Gilboy, Matt
FOUL by Copeland, Matt (P4T2)	04:21	26-39	V 13	GOOD! FT SHOT by Gilboy, Matt
	04:21	26-40	V 14	GOOD! FT SHOT by Gilboy, Matt
SUB IN : Smith, Jon	04:21			
SUB OUT: Copeland, Matt	04:21			
MISSED 3 PTR by Edwards, Jake	04:10			REBOUND (DEF) by Gilboy, Matt
STEAL by Edwards, Jake	04:03			TURNOVR by Gilboy, Matt
MISSED 3 PTR by Boles, Trent	03:49			REBOUND (DEF) by Rhodes, Cannon
FOUL by Edwards, Jake (P3T3)	03:44	26-41	V 15	GOOD! FT SHOT by Dill, Taylor
	03:44	26-42	V 16	GOOD! FT SHOT by Dill, Taylor
SUB IN : Birdwell, Dusby	03:44			
SUB OUT: Edwards, Jake	03:44			
GOOD! 3 PTR by Strong, Jordan	03:30	29-42	V 13	
ASSIST by Birdwell, Dusby	03:30			
	03:10	29-44	V 15	GOOD! JUMPER by Hill, Garrett
TURNOVR by Birdwell, Dusby	02:51			
	02:50			STEAL by Hill, Garrett
	02:43			MISSED 3 PTR by Hill, Garrett
	02:43			REBOUND (OFF) by Gilboy, Matt
	02:40	29-46	V 17	GOOD! JUMPER by Gilboy, Matt [PNT]
TIMEOUT TEAM	02:37			
SUB IN : Carter, Dylan	02:37			
SUB OUT: Birdwell, Dusby	02:37			
	02:16			FOUL by Hill, Garrett (P2T1)
GOOD! JUMPER by Boles, Trent	02:14	31-46	V 15	
ASSIST by Strong, Jordan	02:14			
	02:09			TIMEOUT 30sec
REBOUND (DEF) by Smith, Jon	01:58			MISSED 3 PTR by Rhodes, Cannon
GOOD! 3 PTR by Boles, Trent	01:32	34-46	V 12	
	01:23			MISSED LAYUP by Mercer, Dray
	01:23			REBOUND (OFF) by Gilboy, Matt
REBOUND (DEF) by (TEAM)	01:19			MISSED JUMPER by Gilboy, Matt
	01:18			FOUL by Gilboy, Matt (P1T2)
GOOD! FT SHOT by Birdwell, Dylan	00:48	35-46	V 11	FOUL by Rhodes, Cannon (P1T3)
GOOD! FT SHOT by Carter, Dylan	00:48	36-46	V 10	
SUB IN : Birdwell, Dylan	00:48			SUB IN : Tucker, Jacob
SUB OUT: Boles, Trent	00:48			SUB OUT: Hill, Garrett
	00:48			SUB OUT: Gilboy, Matt
FOUL by Smith, Jon (P1T4)	00:32	36-47	V 11	GOOD! FT SHOT by Dill, Taylor
	00:32	36-48	V 12	GOOD! FT SHOT by Dill, Taylor
GOOD! JUMPER by Carter, Dylan [PNT]	00:08	38-48	V 10	
ASSIST by Hamilton, Corey	00:08			

4th PERIOD Play-by-Play (Page 1)

HOME TEAM: Clay County	TIME	SCORE	MAR	VISITORS: Perry County
	07:51	38-50	V 12	GOOD! LAYUP by Rhodes, Cannon [PNT]
	07:51			ASSIST by Mercer, Dray
MISSED JUMPER by Hamilton, Corey	07:31			REBOUND (DEF) by Mercer, Dray
FOUL by Strong, Jordan (P3T5)	07:24	38-51	V 13	GOOD! FT SHOT by Mercer, Dray
	07:24	38-52	V 14	GOOD! FT SHOT by Mercer, Dray
SUB IN : Carter, Dylan	07:24			
SUB OUT: Birdwell, Dylan	07:24			
SUB IN : Smith, Jon	07:17			
SUB OUT: Copeland, Matt	07:17			
SUB IN : Birdwell, Dylan	07:11			
SUB OUT: Carter, Dylan	07:11			
MISSED 3 PTR by Birdwell, Dylan	06:40			REBOUND (DEF) by Rhodes, Cannon
	06:22	38-54	V 16	GOOD! JUMPER by Mercer, Dray
SUB IN : Copeland, Matt	06:15			
SUB OUT: Smith, Jon	06:15			
MISSED 3 PTR by Strong, Jordan	06:00			REBOUND (DEF) by Mercer, Dray
FOUL by Birdwell, Dylan (P4T6)	05:59			
	05:47	38-56	V 18	GOOD! LAYUP by Dill, Taylor [PNT]
MISSED JUMPER by Hamilton, Corey	05:26			REBOUND (DEF) by Mercer, Dray
	05:05	38-58	V 20	GOOD! LAYUP by Rhodes, Cannon [PNT]
MISSED 3 PTR by Boles, Trent	04:54			REBOUND (DEF) by Hill, Garrett
	04:47	38-60	V 22	GOOD! LAYUP by Mercer, Dray [FB/PNT]
MISSED 3 PTR by Birdwell, Dylan	04:27			REBOUND (DEF) by Dill, Taylor
FOUL by Hamilton, Corey (P3T7)	04:03	38-61	V 23	GOOD! FT SHOT by Dill, Taylor
	04:03	38-62	V 24	GOOD! FT SHOT by Dill, Taylor
SUB IN : Edwards, Jake	04:03			SUB IN : Gilboy, Matt
SUB OUT: Hamilton, Corey	04:03			SUB OUT: Tucker, Jacob
GOOD! 3 PTR by Strong, Jordan	03:54	41-62	V 21	
ASSIST by Boles, Trent	03:54			
FOUL by Copeland, Matt (P5T8)	03:27	41-63	V 22	GOOD! FT SHOT by Gilboy, Matt
REBOUND (DEF) by Cherry, Curt	03:27			MISSED FT SHOT by Gilboy, Matt
SUB IN : Cherry, Curt	03:27			SUB IN : Edney, Justin
SUB OUT: Copeland, Matt	03:27			SUB OUT: Mercer, Dray
TURNOVR by Strong, Jordan	03:13			
SUB IN : Hamilton, Corey	03:13			
SUB OUT: Edwards, Jake	03:13			
	03:02			TURNOVR by Edney, Justin
STEAL by Strong, Jordan	03:01			
MISSED 3 PTR by Hamilton, Corey	02:52			REBOUND (DEF) by Dill, Taylor
REBOUND (DEF) by Cherry, Curt	02:34			MISSED JUMPER by Edney, Justin
MISSED JUMPER by Boles, Trent	02:23			REBOUND (DEF) by Gilboy, Matt
SUB IN : Edwards, Jake	01:42			SUB IN : Bailey, Alex
SUB IN : Cherry, Austin	01:42			SUB IN : Bates, Braden
SUB IN : Marcom, Jacob	01:42			SUB IN : Edwards, Trey
SUB OUT: Strong, Jordan	01:42			SUB IN : Bates, Weston
SUB OUT: Boles, Trent	01:42			SUB OUT: Hill, Garrett
SUB OUT: Birdwell, Dylan	01:42			SUB OUT: Rhodes, Cannon
	01:42			SUB OUT: Dill, Taylor
	01:42			SUB OUT: Gilboy, Matt
FOUL by Cherry, Austin (P1T9)	01:25	41-64	V 23	GOOD! FT SHOT by Bates, Braden
REBOUND (DEF) by Marcom, Jacob	01:25			MISSED FT SHOT by Bates, Braden
SUB IN : Garrett, Drew	01:25			
SUB IN : Roach, Eddie	01:25			
SUB IN : Ballard, Scottie	01:25			
SUB OUT: Hamilton, Corey	01:25			
SUB OUT: Edwards, Jake	01:25			
SUB OUT: Cherry, Curt	01:25			
MISSED 3 PTR by Cherry, Austin	01:18			REBOUND (DEF) by Bates, Braden
	01:10			SUB IN : King, Taylor
	01:10			SUB OUT: Edwards, Trey
REBOUND (DEF) by Roach, Eddie	01:08			MISSED 3 PTR by Bates, Weston
GOOD! 3 PTR by Ballard, Scottie	00:55	44-64	V 20	
ASSIST by Cherry, Austin	00:55			
	00:44	44-67	V 23	GOOD! 3 PTR by Edwards, Trey
	00:42			SUB OUT: Edney, Justin
	00:42			SUB OUT: King, Taylor
MISSED FT SHOT by Marcom, Jacob	00:26			FOUL by Edwards, Trey (P1T4)
REBOUND (OFF) by (DEADBALL)	00:26			
GOOD! FT SHOT by Marcom, Jacob	00:26	45-67	V 22	

	00:26	SUB IN : Lindsey, Cody
	00:26	SUB IN : Hayes, Jamie
	00:26	SUB IN : Marlin, Lance
	00:26	SUB OUT: Bates, Braden
	00:26	SUB OUT: Bates, Weston
	00:17	TURNOVR by King, Taylor
MISSED JUMPER by Cherry, Austin	00:12	REBOUND (DEF) by Hayes, Jamie

Perry County 67, Clay County 45

Official Basketball Box Score -- 1st Half
Perry County vs Clay County
03/16/11 3:15 PM at Murphy Center (Murfreesboro, TN)

VISITORS: Perry County 24-7

##	Player Name		TOT-FG FG-FGA	3-PT FG-FGA	FT-FTA	REBOUNDS OF	DE	TOT	PF	TP	A	TO	BLK	S	MIN
05	Hill, Garrett.....	*	1-1	1-1	1-2	0	0	0	1	4	2	2	0	0	14
22	Rhodes, Cannon.....	*	4-8	4-7	0-0	0	10	10	0	12	0	2	0	1	16
25	Mercer, Dray.....	*	2-4	0-0	3-4	0	1	1	1	7	1	2	0	1	15
42	Dill, Taylor.....	*	0-0	0-0	0-2	1	2	3	0	0	1	0	0	0	15
43	Tucker, Jacob.....	*	1-4	0-0	5-6	2	2	4	1	7	0	1	1	0	16
00	Edwards, Trey.....		0-0	0-0	0-0	0	0	0	0	0	0	0	0	0	0
04	Bailey, Alex.....		0-0	0-0	0-0	0	0	0	0	0	0	0	0	0	0
13	Hayes, Jamie.....		0-0	0-0	0-0	0	0	0	0	0	0	0	0	0	0
14	King, Taylor.....		0-0	0-0	0-0	0	0	0	0	0	0	0	0	0	0
23	Edney, Justin.....		0-0	0-0	0-0	0	0	0	0	0	0	0	0	0	0
34	Bates, Weston.....		0-0	0-0	0-0	0	0	0	0	0	0	0	0	0	0
41	Bates, Braden.....		0-0	0-0	0-0	0	0	0	0	0	0	0	0	0	0
44	Lindsey, Cody.....		0-0	0-0	0-0	0	0	0	0	0	0	0	0	0	0
51	Marlin, Lance.....		0-0	0-0	0-0	0	0	0	0	0	0	0	0	0	0
52	Gilboy, Matt.....		0-1	0-0	0-0	1	0	1	0	0	0	0	0	0	4
	TEAM.....						1	1							
	Totals.....		8-18	5-8	9-14	4	16	20	3	30	4	7	1	2	80

TOTAL FG% 1st Half: 8-18 44.4%
3-Pt. FG% 1st Half: 5-8 62.5%
F Throw % 1st Half: 9-14 64.3%

HOME TEAM: Clay County 25-9

##	Player Name		TOT-FG FG-FGA	3-PT FG-FGA	FT-FTA	REBOUNDS OF	DE	TOT	PF	TP	A	TO	BLK	S	MIN
03	Hamilton, Corey.....	*	1-5	0-0	0-0	0	1	1	2	2	0	0	0	2	11
05	Strong, Jordan.....	*	0-2	0-2	0-0	0	0	0	2	0	2	0	0	0	10
21	Copeland, Matt.....	*	3-7	0-0	0-0	2	2	4	2	6	0	1	1	1	14
22	Birdwell, Dylan.....	*	2-4	2-4	0-0	0	2	2	3	6	0	1	0	1	9
24	Boles, Trent.....	*	1-4	0-2	0-0	0	3	3	1	2	1	2	0	1	16
00	Cherry, Curt.....		0-1	0-1	0-0	0	0	0	0	0	0	0	0	0	3
01	Smith, Jon.....		0-0	0-0	0-0	0	0	0	0	0	0	0	0	0	2
04	Cherry, Austin.....		0-0	0-0	0-0	0	0	0	0	0	0	0	0	0	0
10	Marcom, Jacob.....		0-0	0-0	0-0	0	0	0	0	0	0	0	0	0	0
11	Birdwell, Dusby.....		0-3	0-0	0-0	2	1	3	0	0	0	0	1	0	7
14	Roach, Eddie.....		0-0	0-0	0-0	0	0	0	0	0	0	0	0	0	0
23	Edwards, Jake.....		0-1	0-1	0-0	0	0	0	2	0	0	1	0	0	6
31	Garrett, Drew.....		0-0	0-0	0-0	0	0	0	0	0	0	0	0	0	0
33	Carter, Dylan.....		0-0	0-0	0-0	0	0	0	0	0	0	0	0	0	2
34	Ballard, Scottie....		0-0	0-0	0-0	0	0	0	0	0	0	0	0	0	0
	TEAM.....														
	Totals.....		7-27	2-10	0-0	4	9	13	12	16	3	5	2	5	80

TOTAL FG% 1st Half: 7-27 25.9%
3-Pt. FG% 1st Half: 2-10 20.0%
F Throw % 1st Half: 0-0 0.0%

Officials: Ernest Jones, Mark Strange, Craig Moore
Technical fouls: Perry County-None. Clay County-None.
Attendance:

Score by Periods	1st	2nd
Perry County.....	13	17
Clay County.....	8	8

Official Basketball Box Score -- 2nd Half
Perry County vs Clay County
03/16/11 3:15 PM at Murphy Center (Murfreesboro, TN)

VISITORS: Perry County 24-7

##	Player Name		TOT-FG FG-FGA	3-PT FG-FGA	FT-FTA	REBOUNDS OF	DE	TOT	PF	TP	A	TO	BLK	S	MIN
05	Hill, Garrett.....	*	1-2	0-1	0-0	0	2	2	1	2	0	0	0	2	15
22	Rhodes, Cannon.....	*	4-6	2-4	0-0	0	3	3	1	10	0	0	0	0	15
25	Mercer, Dray.....	*	2-4	0-0	2-2	0	3	3	0	6	2	1	0	0	13
42	Dill, Taylor.....	*	1-2	0-0	6-6	0	2	2	0	8	0	0	0	0	14
43	Tucker, Jacob.....	*	1-3	0-1	0-0	0	0	0	0	2	0	0	0	0	8
00	Edwards, Trey.....		1-1	1-1	0-0	0	0	0	1	3	0	0	0	0	1
04	Bailey, Alex.....		0-0	0-0	0-0	0	0	0	0	0	0	0	0	0	2
13	Hayes, Jamie.....		0-0	0-0	0-0	0	1	1	0	0	0	0	0	0	0+
14	King, Taylor.....		0-0	0-0	0-0	0	0	0	0	0	0	1	0	0	1
23	Edney, Justin.....		0-1	0-0	0-0	0	0	0	0	0	0	1	0	0	3
34	Bates, Weston.....		0-1	0-1	0-0	0	0	0	0	0	0	0	0	0	1
41	Bates, Braden.....		0-0	0-0	1-2	0	1	1	0	1	0	0	0	0	1
44	Lindsey, Cody.....		0-0	0-0	0-0	0	0	0	0	0	0	0	0	0	0+
51	Marlin, Lance.....		0-0	0-0	0-0	0	0	0	0	0	0	0	0	0	0+
52	Gilboy, Matt.....		1-2	0-0	3-4	3	2	5	1	5	0	1	0	0	6
	TEAM.....					1		1							
	Totals.....		11-22	3-8	12-14	4	14	18	4	37	2	4	0	2	80

TOTAL FG% 1st Half: 8-18 44.4% 2nd Half: 11-22 50.0% Game: 47.5%
3-Pt. FG% 1st Half: 5-8 62.5% 2nd Half: 3-8 37.5% Game: 50.0%
F Throw % 1st Half: 9-14 64.3% 2nd Half: 12-14 85.7% Game: 75.0%

HOME TEAM: Clay County 25-9

##	Player Name		TOT-FG FG-FGA	3-PT FG-FGA	FT-FTA	REBOUNDS OF	DE	TOT	PF	TP	A	TO	BLK	S	MIN
03	Hamilton, Corey.....	*	0-4	0-1	0-0	0	0	0	1	0	1	0	0	0	14
05	Strong, Jordan.....	*	2-3	2-3	0-0	0	0	0	1	6	1	1	0	1	14
21	Copeland, Matt.....	*	0-1	0-0	0-0	0	0	0	3	0	0	0	0	1	8
22	Birdwell, Dylan.....	*	0-2	0-2	1-1	0	0	0	1	1	0	1	0	0	10
24	Boles, Trent.....	*	6-9	3-5	0-0	0	1	1	0	15	1	0	0	0	13
00	Cherry, Curt.....		0-0	0-0	0-0	0	2	2	0	0	0	0	0	0	3
01	Smith, Jon.....		0-0	0-0	0-0	0	1	1	1	0	0	0	0	0	5
04	Cherry, Austin.....		0-2	0-1	0-0	0	0	0	1	0	1	0	0	0	2
10	Marcom, Jacob.....		0-0	0-0	1-2	0	1	1	0	1	0	0	0	0	2
11	Birdwell, Dusby.....		0-0	0-0	0-0	0	0	0	0	0	1	1	0	0	1
14	Roach, Eddie.....		0-0	0-0	0-0	0	1	1	0	0	0	0	0	0	1
23	Edwards, Jake.....		0-1	0-1	0-0	0	0	0	1	0	0	0	0	1	2
31	Garrett, Drew.....		0-0	0-0	0-0	0	0	0	0	0	0	0	0	0	1
33	Carter, Dylan.....		1-1	0-0	1-1	0	0	0	0	3	0	0	0	0	3
34	Ballard, Scottie....		1-1	1-1	0-0	0	0	0	0	3	0	0	0	0	1
	TEAM.....						3	3							
	Totals.....		10-24	6-14	3-4	0	9	9	9	29	5	3	0	3	80

TOTAL FG% 1st Half: 7-27 25.9% 2nd Half: 10-24 41.7% Game: 33.3%
3-Pt. FG% 1st Half: 2-10 20.0% 2nd Half: 6-14 42.9% Game: 33.3%
F Throw % 1st Half: 0-0 0.0% 2nd Half: 3-4 75.0% Game: 75.0%

Officials: Ernest Jones, Mark Strange, Craig Moore
Technical fouls: Perry County-None. Clay County-None.
Attendance:

Score by Periods	1st	2nd	3rd	4th
Perry County.....	13	17	18	19
Clay County.....	8	8	22	7

Official Basketball Box Score
Perry County vs Middleton
03/18/11 11:45 AM at Murphy Center (Murfreesboro, Tenn.)

VISITORS: Perry County 24-8

##	Player Name		TOT-FG FG-FGA	3-PT FG-FGA	FT-FTA	REBOUNDS OF	DE	TOT	PF	TP	A	TO	BLK	S	MIN
05	Hill, Garrett.....	*	1-5	1-3	0-0	3	2	5	3	3	3	2	0	2	30
22	Rhodes, Cannon.....	*	3-16	0-10	1-1	1	2	3	2	7	1	1	1	1	32
25	Mercer, Dray.....	*	7-12	0-0	7-8	1	2	3	4	21	1	3	0	0	32
43	Tucker, Jacob.....	*	7-15	0-3	4-4	4	3	7	5	18	3	7	0	2	32
52	Gilboy, Matt.....	*	2-2	0-0	1-1	0	4	4	4	5	0	0	0	1	19
23	Edney, Justin.....		0-0	0-0	0-0	0	0	0	0	0	0	0	1	0	0
42	Dill, Taylor.....		1-6	0-5	0-0	0	1	1	0	2	1	0	0	0	15
	TEAM.....					2		2							
	Totals.....		21-56	1-21	13-14	11	14	25	18	56	9	13	2	6	160

TOTAL FG% 1st Half: 9-24 37.5% 2nd Half: 12-32 37.5% Game: 37.5% DEADB
3-Pt. FG% 1st Half: 1-8 12.5% 2nd Half: 0-13 0.0% Game: 4.8% REBS
F Throw % 1st Half: 1-1 100 % 2nd Half: 12-13 92.3% Game: 92.9% 0

HOME TEAM: Middleton 32-1

##	Player Name		TOT-FG FG-FGA	3-PT FG-FGA	FT-FTA	REBOUNDS OF	DE	TOT	PF	TP	A	TO	BLK	S	MIN
15	Joy, Avonta.....	*	0-2	0-1	0-0	1	1	2	2	0	4	1	0	0	27
23	Woody, Javonte.....	*	9-18	4-8	7-10	1	1	2	4	29	2	3	0	3	21
43	Perry, Johnathan....	*	1-2	0-0	1-2	2	3	5	4	3	0	2	0	0	13
53	Duncan, Jeremy.....	*	4-5	0-0	0-0	0	5	5	2	8	1	2	0	1	29
55	Hudson, Derrick.....	*	3-10	0-0	4-5	3	8	11	2	10	2	1	2	1	32
11	Hunt, Antonio.....		3-3	0-0	0-0	0	1	1	2	6	0	4	0	1	11
21	Buggs, Maurice.....		2-3	0-1	1-1	1	1	2	2	5	1	3	0	0	18
25	Burkley, James.....		0-1	0-0	0-0	0	0	0	0	0	0	0	0	0	0
41	Dean, David.....		1-1	1-1	0-0	0	0	0	1	3	0	0	0	0	9
	TEAM.....						5	5				1			
	Totals.....		23-45	5-11	13-18	8	25	33	19	64	10	17	2	6	160

TOTAL FG% 1st Half: 12-24 50.0% 2nd Half: 11-21 52.4% Game: 51.1% DEADB
3-Pt. FG% 1st Half: 4-9 44.4% 2nd Half: 1-2 50.0% Game: 45.5% REBS
F Throw % 1st Half: 3-4 75.0% 2nd Half: 10-14 71.4% Game: 72.2% 5

Officials: Blake Harris, Marvin Henson, Paul Moore
Technical fouls: Perry County-None. Middleton-None.
Attendance:

Score by Periods	1st	2nd	3rd	4th		Total
Perry County.....	10	10	12	24	-	56
Middleton.....	16	15	10	23	-	64

Play-by-Play
Perry County vs Middleton
03/18/11 11:45 AM at Murphy Center (Murfreesboro, Tenn.)

1st PERIOD Play-by-Play (Page 1)

HOME TEAM: Middleton	TIME	SCORE	MAR	VISITORS: Perry County
TURNOVR by Perry, Johnathan	07:37			
	07:36			STEAL by Gilboy, Matt
REBOUND (DEF) by (TEAM)	06:59			MISSED 3 PTR by Rhodes, Cannon
MISSED JUMPER by Hudson, Derrick	06:47			
REBOUND (OFF) by Hudson, Derrick	06:47			
MISSED FT SHOT by Hudson, Derrick	06:45			FOUL by Gilboy, Matt (P1T1)
REBOUND (OFF) by (DEADBALL)	06:45			
GOOD! FT SHOT by Hudson, Derrick	06:45	1-0	H 1	
	06:24	1-2	V 1	GOOD! JUMPER by Tucker, Jacob
GOOD! 3 PTR by Woody, Javonte	06:02	4-2	H 2	
	05:45			TURNOVR by Mercer, Dray
STEAL by Duncan, Jeremy	05:43			
MISSED LAYUP by Woody, Javonte	05:41			REBOUND (DEF) by Tucker, Jacob
	05:34	4-4	T 1	GOOD! JUMPER by Rhodes, Cannon
	05:34			ASSIST by Tucker, Jacob
FOUL by Perry, Johnathan (P1T1)	05:23			
TURNOVR by Perry, Johnathan	05:23			
REBOUND (DEF) by Perry, Johnathan	05:04			MISSED 3 PTR by Tucker, Jacob
MISSED JUMPER by Woody, Javonte	04:55			REBOUND (DEF) by Tucker, Jacob
	04:48			FOUL by Tucker, Jacob (P1T2)
	04:48			TURNOVR by Tucker, Jacob
MISSED 3 PTR by Woody, Javonte	04:39			
REBOUND (OFF) by Joy, Avonta	04:39			
MISSED JUMPER by Duncan, Jeremy	04:33			REBOUND (DEF) by Gilboy, Matt
	03:48			MISSED 3 PTR by Rhodes, Cannon
	03:48			REBOUND (OFF) by (TEAM)
	03:41	4-6	V 2	GOOD! JUMPER by Mercer, Dray
	03:41			ASSIST by Hill, Garrett
MISSED JUMPER by Perry, Johnathan	03:27			REBOUND (DEF) by Gilboy, Matt
FOUL by Perry, Johnathan (P2T2)	03:25			
SUB IN : Buggs, Maurice	03:25			
SUB OUT: Perry, Johnathan	03:25			
	03:14			MISSED JUMPER by Rhodes, Cannon
	03:14			REBOUND (OFF) by Tucker, Jacob
REBOUND (DEF) by Hudson, Derrick	03:11			MISSED JUMPER by Tucker, Jacob
GOOD! 3 PTR by Woody, Javonte	02:58	7-6	H 1	
ASSIST by Duncan, Jeremy	02:58			
	02:47			TURNOVR by Tucker, Jacob
MISSED 3 PTR by Joy, Avonta	02:31			REBOUND (DEF) by Gilboy, Matt
	02:19	7-8	V 1	GOOD! JUMPER by Gilboy, Matt
	02:19			ASSIST by Hill, Garrett
GOOD! JUMPER by Duncan, Jeremy	02:05	9-8	H 1	
ASSIST by Hudson, Derrick	02:05			
FOUL by Woody, Javonte (P1T3)	01:58			
	01:58			SUB IN : Dill, Taylor
	01:58			SUB OUT: Gilboy, Matt
	01:33	9-10	V 1	GOOD! LAYUP by Tucker, Jacob [PNT]
MISSED 3 PTR by Woody, Javonte	01:15			REBOUND (DEF) by Tucker, Jacob
	01:11			TURNOVR by Tucker, Jacob
STEAL by Woody, Javonte	01:10			
GOOD! LAYUP by Woody, Javonte [FB/PNT]	01:07	11-10	H 1	
	00:57			TURNOVR by Mercer, Dray
STEAL by Woody, Javonte	00:56			
GOOD! LAYUP by Woody, Javonte [FB/PNT]	00:54	13-10	H 3	
REBOUND (DEF) by Hudson, Derrick	00:43			MISSED 3 PTR by Rhodes, Cannon
GOOD! 3 PTR by Woody, Javonte [FB/PNT]	00:34	16-10	H 6	
	00:31			TIMEOUT 30sec
REBOUND (DEF) by Hudson, Derrick	00:00			MISSED LAYUP by Mercer, Dray

Middleton 16, Perry County 10

2nd PERIOD Play-by-Play (Page 1)

HOME TEAM: Middleton	TIME	SCORE	MAR	VISITORS: Perry County
SUB IN : Hunt, Antonio	08:00			SUB IN : Dill, Taylor

SUB OUT: Duncan, Jeremy	08:00			SUB OUT: Hill, Garrett
FOUL by Buggs, Maurice (P1T4)	07:52			
	07:41			FOUL by Mercer, Dray (P1T3)
	07:41			TURNOVR by Mercer, Dray
SUB IN : Buggs, Maurice	07:41			
SUB OUT: Perry, Johnathan	07:41			
TURNOVR by Woody, Javonte	07:24			
	07:06			TURNOVR by Rhodes, Cannon
STEAL by Hudson, Derrick	07:05			
GOOD! LAYUP by Hunt, Antonio [FB/PNT]	07:02	18-10	H 8	
REBOUND (DEF) by Hudson, Derrick	06:44			MISSED 3 PTR by Rhodes, Cannon
	06:43			FOUL by Gilboy, Matt (P2T4)
FOUL by Woody, Javonte (P2T5)	06:24			
TURNOVR by Woody, Javonte	06:24			
SUB IN : Duncan, Jeremy	06:24			
SUB OUT: Woody, Javonte	06:24			
	06:06			TURNOVR by Tucker, Jacob
	06:06			SUB IN : Hill, Garrett
	06:06			SUB OUT: Dill, Taylor
MISSED 3 PTR by Buggs, Maurice	05:50			REBOUND (DEF) by Rhodes, Cannon
	05:44	18-12	H 6	GOOD! JUMPER by Tucker, Jacob
	05:44			ASSIST by Rhodes, Cannon
MISSED JUMPER by Hudson, Derrick	05:33			
REBOUND (OFF) by Buggs, Maurice	05:33			
GOOD! JUMPER by Hunt, Antonio	05:12	20-12	H 8	
REBOUND (DEF) by Joy, Avonta	04:47			MISSED JUMPER by Mercer, Dray
SUB IN : Dean, David	04:43			SUB IN : Dill, Taylor
SUB OUT: Joy, Avonta	04:43			SUB OUT: Gilboy, Matt
TURNOVR by Hunt, Antonio	04:28			
	04:27			STEAL by Tucker, Jacob
REBOUND (DEF) by Buggs, Maurice	04:23			MISSED LAYUP by Tucker, Jacob
GOOD! FT SHOT by Hudson, Derrick	04:02	21-12	H 9	FOUL by Mercer, Dray (P2T5)
GOOD! FT SHOT by Hudson, Derrick	04:02	22-12	H 10	
REBOUND (DEF) by Hunt, Antonio	03:47			MISSED LAYUP by Mercer, Dray
TURNOVR by Hunt, Antonio	03:39			STEAL by Hill, Garrett
REBOUND (DEF) by Duncan, Jeremy	03:36			MISSED LAYUP by Hill, Garrett
MISSED JUMPER by Hudson, Derrick	03:21			BLOCK by Rhodes, Cannon
	03:19			REBOUND (DEF) by Dill, Taylor
	03:12	22-15	H 7	GOOD! 3 PTR by Hill, Garrett
	03:12			ASSIST by Dill, Taylor
TURNOVR by Hunt, Antonio	02:57			
SUB IN : Joy, Avonta	02:57			
SUB OUT: Hunt, Antonio	02:57			
	02:47	22-17	H 5	GOOD! LAYUP by Rhodes, Cannon [PNT]
	02:47			ASSIST by Mercer, Dray
FOUL by Buggs, Maurice (P2T6)	02:47			
TIMEOUT 30sec	02:47			
	02:47	22-18	H 4	GOOD! FT SHOT by Rhodes, Cannon
SUB IN : Woody, Javonte	02:47			
SUB OUT: Buggs, Maurice	02:47			
GOOD! 3 PTR by Dean, David	02:29	25-18	H 7	
ASSIST by Joy, Avonta	02:29			
	02:11	25-20	H 5	GOOD! LAYUP by Mercer, Dray [PNT]
	02:11			ASSIST by Hill, Garrett
GOOD! LAYUP by Duncan, Jeremy [PNT]	01:57	27-20	H 7	
ASSIST by Woody, Javonte	01:57			
REBOUND (DEF) by (TEAM)	01:46			MISSED 3 PTR by Rhodes, Cannon
GOOD! LAYUP by Duncan, Jeremy [PNT]	01:30	29-20	H 9	
ASSIST by Joy, Avonta	01:30			
REBOUND (DEF) by Hudson, Derrick	01:22			MISSED LAYUP by Tucker, Jacob
MISSED 3 PTR by Woody, Javonte	01:16			
REBOUND (OFF) by Hudson, Derrick	01:16			
	01:14			FOUL by Rhodes, Cannon (P1T6)
GOOD! LAYUP by Woody, Javonte [PNT]	01:05	31-20	H 11	
	00:55			MISSED 3 PTR by Dill, Taylor
	00:55			REBOUND (OFF) by Hill, Garrett
	00:52			TURNOVR by Hill, Garrett
FOUL by Woody, Javonte (P3T7)	00:09			
TURNOVR by Woody, Javonte	00:09			
	00:09			TIMEOUT 30sec
SUB IN : Hunt, Antonio	00:09			
SUB OUT: Woody, Javonte	00:09			

Middleton 31, Perry County 20

3rd PERIOD Play-by-Play (Page 1)

HOME TEAM: Middleton	TIME	SCORE	MAR	VISITORS: Perry County
	07:48	31-22	H 9	GOOD! LAYUP by Gilboy, Matt [PNT]
	07:48			ASSIST by Tucker, Jacob
FOUL by Perry, Johnathan (P3T1)	07:48	31-23	H 8	GOOD! FT SHOT by Gilboy, Matt
MISSED JUMPER by Joy, Avonta	07:25			REBOUND (DEF) by Hill, Garrett
	07:10			MISSED 3 PTR by Rhodes, Cannon
	07:10			REBOUND (OFF) by Tucker, Jacob
FOUL by Duncan, Jeremy (P1T2)	07:06	31-24	H 7	GOOD! FT SHOT by Tucker, Jacob
	07:06	31-25	H 6	GOOD! FT SHOT by Tucker, Jacob
GOOD! 3 PTR by Woody, Javonte	06:47	34-25	H 9	
	06:33			MISSED JUMPER by Rhodes, Cannon
	06:33			REBOUND (OFF) by (TEAM)
	06:32			BLOCK by Edney, Justin
REBOUND (DEF) by Duncan, Jeremy	06:29			MISSED JUMPER by Tucker, Jacob
MISSED FT SHOT by Perry, Johnathan	05:48			FOUL by Gilboy, Matt (P3T1)
REBOUND (OFF) by (DEADBALL)	05:48			
GOOD! FT SHOT by Perry, Johnathan	05:48	35-25	H 10	
	05:48			SUB IN : Dill, Taylor
	05:48			SUB OUT: Gilboy, Matt
MISSED JUMPER by Burkley, James	05:32			
REBOUND (OFF) by Perry, Johnathan	05:32			
	05:26	35-27	H 8	GOOD! TIP-IN by Tucker, Jacob [PNT]
GOOD! JUMPER by Hudson, Derrick [PNT]	05:09	37-27	H 10	
ASSIST by Woody, Javonte	05:06			
	04:58			TURNOVR by Hill, Garrett
STEAL by Woody, Javonte	04:57			
GOOD! LAYUP by Duncan, Jeremy [FB/PNT]	04:55	39-27	H 12	
ASSIST by Joy, Avonta	04:55			
REBOUND (DEF) by Perry, Johnathan	04:36			MISSED 3 PTR by Dill, Taylor
MISSED 3 PTR by Woody, Javonte	04:29			
REBOUND (OFF) by Hudson, Derrick	04:29			
MISSED JUMPER by Hudson, Derrick	04:26			REBOUND (DEF) by Mercer, Dray
FOUL by Woody, Javonte (P4T3)	04:22			
SUB IN : Buggs, Maurice	04:22			
SUB OUT: Woody, Javonte	04:22			
	04:04			FOUL by Tucker, Jacob (P2T2)
	04:04			TURNOVR by Tucker, Jacob
TURNOVR by Buggs, Maurice	03:47			
SUB IN : Dean, David	03:38			
SUB OUT: Hudson, Derrick	03:38			
FOUL by Perry, Johnathan (P4T4)	03:30			
SUB IN : Hudson, Derrick	03:30			
SUB OUT: Perry, Johnathan	03:30			
	03:15			FOUL by Tucker, Jacob (P3T3)
	03:15			TURNOVR by Tucker, Jacob
MISSED JUMPER by Hudson, Derrick	02:37			REBOUND (DEF) by Mercer, Dray
	02:22			MISSED JUMPER by Tucker, Jacob
	02:22			REBOUND (OFF) by Tucker, Jacob
	02:18	39-29	H 10	GOOD! JUMPER by Tucker, Jacob [PNT]
	02:05			FOUL by Hill, Garrett (P1T4)
TURNOVR by Hudson, Derrick	01:58			
FOUL by Dean, David (P1T5)	01:47	39-30	H 9	GOOD! FT SHOT by Mercer, Dray
REBOUND (DEF) by Duncan, Jeremy	01:47			MISSED FT SHOT by Mercer, Dray
	00:52			FOUL by Hill, Garrett (P2T5)
FOUL by Duncan, Jeremy (P2T6)	00:39			
TURNOVR by Duncan, Jeremy	00:39			
	00:25	39-32	H 7	GOOD! LAYUP by Mercer, Dray [PNT]
GOOD! LAYUP by Hudson, Derrick [PNT]	00:10	41-32	H 9	
ASSIST by Buggs, Maurice	00:10			
REBOUND (DEF) by (TEAM)	00:00			MISSED 3 PTR by Dill, Taylor

Middleton 41, Perry County 32

4th PERIOD Play-by-Play (Page 1)

HOME TEAM: Middleton	TIME	SCORE	MAR	VISITORS: Perry County
GOOD! LAYUP by Hudson, Derrick [PNT]	07:56	43-32	H 11	
GOOD! FT SHOT by Hudson, Derrick	07:56	44-32	H 12	FOUL by Gilboy, Matt (P4T6)
REBOUND (DEF) by Duncan, Jeremy	07:42			MISSED 3 PTR by Rhodes, Cannon
FOUL by Joy, Avonta (P1T7)	07:29			
TURNOVR by Joy, Avonta	07:29			
SUB IN : Buggs, Maurice	07:29			

SUB IN : Dean, David	07:29			
SUB OUT: Woody, Javonte	07:29			
SUB OUT: Perry, Johnathan	07:29			
REBOUND (DEF) by Hudson, Derrick	07:17			MISSED 3 PTR by Tucker, Jacob
TIMEOUT 30sec	07:08			
SUB IN : Hunt, Antonio	07:08			
SUB OUT: Dean, David	07:08			
MISSED JUMPER by Hudson, Derrick	07:06			REBOUND (DEF) by Gilboy, Matt
FOUL by Hunt, Antonio (P1T8)	06:55	44-33	H 11	GOOD! FT SHOT by Mercer, Dray
	06:55	44-34	H 10	GOOD! FT SHOT by Mercer, Dray
TURNOVR by Buggs, Maurice	06:08			
	06:06			STEAL by Rhodes, Cannon
	06:04	44-36	H 8	GOOD! LAYUP by Tucker, Jacob [FB/PNT]
TURNOVR by Hunt, Antonio	05:46			
	05:45			STEAL by Hill, Garrett
	05:42			MISSED LAYUP by Hill, Garrett
	05:42			REBOUND (OFF) by Rhodes, Cannon
	05:39	44-38	H 6	GOOD! TIP-IN by Rhodes, Cannon [PNT]
GOOD! JUMPER by Buggs, Maurice [PNT]	05:29	46-38	H 8	
TIMEOUT TEAM	05:27			
SUB IN : Woody, Javonte	05:27			
SUB OUT: Hunt, Antonio	05:27			
	05:19	46-40	H 6	GOOD! JUMPER by Mercer, Dray
FOUL by Joy, Avonta (P2T9)	05:19	46-41	H 5	GOOD! FT SHOT by Mercer, Dray
TURNOVR by (TEAM)	05:19			
SUB IN : Hunt, Antonio	05:19			
SUB OUT: Woody, Javonte	05:19			
BLOCK by Hudson, Derrick	05:15			MISSED JUMPER by Mercer, Dray
	05:14			REBOUND (OFF) by Mercer, Dray
	05:10			MISSED 3 PTR by Rhodes, Cannon
	05:10			REBOUND (OFF) by Hill, Garrett
	05:01			MISSED 3 PTR by Dill, Taylor
	05:01			REBOUND (OFF) by Hill, Garrett
FOUL by Hudson, Derrick (P1T10)	04:51	46-42	H 4	GOOD! FT SHOT by Tucker, Jacob
	04:51	46-43	H 3	GOOD! FT SHOT by Tucker, Jacob
SUB IN : Woody, Javonte	04:51			
SUB OUT: Hunt, Antonio	04:51			
GOOD! LAYUP by Buggs, Maurice [FB/PNT]	04:44	48-43	H 5	
ASSIST by Joy, Avonta	04:44			
GOOD! FT SHOT by Buggs, Maurice	04:44	49-43	H 6	FOUL by Rhodes, Cannon (P2T7)
	04:33	49-45	H 4	GOOD! JUMPER by Mercer, Dray
MISSED FT SHOT by Woody, Javonte	04:26			FOUL by Tucker, Jacob (P4T8)
REBOUND (OFF) by (DEADBALL)	04:26			
GOOD! FT SHOT by Woody, Javonte	04:26	50-45	H 5	
BLOCK by Hudson, Derrick	04:12			MISSED JUMPER by Rhodes, Cannon
REBOUND (DEF) by Hudson, Derrick	04:11			
TIMEOUT TEAM	04:11			
TIMEOUT TEAM	04:03			
MISSED JUMPER by Woody, Javonte	03:56			REBOUND (DEF) by Rhodes, Cannon
	03:49	50-47	H 3	GOOD! LAYUP by Mercer, Dray [FB/PNT]
TURNOVR by Buggs, Maurice	03:33			
	03:32			STEAL by Tucker, Jacob
	03:27	50-49	H 1	GOOD! JUMPER by Dill, Taylor
	03:27			ASSIST by Tucker, Jacob
GOOD! LAYUP by Woody, Javonte [FB/PNT]	03:21	52-49	H 3	
ASSIST by Hudson, Derrick	03:21			
	02:53			TIMEOUT TEAM
SUB IN : Perry, Johnathan	02:53			
SUB IN : Hunt, Antonio	02:53			
SUB OUT: Hudson, Derrick	02:53			
SUB OUT: Joy, Avonta	02:53			
REBOUND (DEF) by Hudson, Derrick	02:47			MISSED LAYUP by Mercer, Dray
TURNOVR by Duncan, Jeremy	02:44			
SUB IN : Hudson, Derrick	02:39			
SUB OUT: Buggs, Maurice	02:39			
REBOUND (DEF) by Perry, Johnathan	02:34			MISSED 3 PTR by Dill, Taylor
GOOD! FT SHOT by Woody, Javonte	02:28	53-49	H 4	FOUL by Mercer, Dray (P3T9)
GOOD! FT SHOT by Woody, Javonte	02:28	54-49	H 5	
	02:13	54-51	H 3	GOOD! LAYUP by Mercer, Dray [PNT]
FOUL by Hudson, Derrick (P2T11)	02:13	54-52	H 2	GOOD! FT SHOT by Mercer, Dray
MISSED JUMPER by Hudson, Derrick	01:41			REBOUND (DEF) by Hill, Garrett
	01:37			TIMEOUT TEAM
REBOUND (DEF) by Duncan, Jeremy	01:19			MISSED 3 PTR by Hill, Garrett
MISSED JUMPER by Woody, Javonte	01:12			
REBOUND (OFF) by Perry, Johnathan	01:12			
GOOD! JUMPER by Perry, Johnathan [PNT]	01:10	56-52	H 4	
	01:02			TURNOVR by Tucker, Jacob

STEAL by Hunt, Antonio	01:01			
GOOD! LAYUP by Hunt, Antonio [FB/PNT]	01:00	58-52	H 6	
FOUL by Hunt, Antonio (P2T12)	00:46	58-53	H 5	GOOD! FT SHOT by Mercer, Dray
	00:46	58-54	H 4	GOOD! FT SHOT by Mercer, Dray
SUB IN : Buggs, Maurice	00:46			
SUB OUT: Duncan, Jeremy	00:46			
MISSED LAYUP by Woody, Javonte	00:41			
REBOUND (OFF) by Woody, Javonte	00:41			
GOOD! LAYUP by Woody, Javonte [PNT]	00:38	60-54	H 6	
REBOUND (DEF) by (TEAM)	00:26			MISSED 3 PTR by Rhodes, Cannon
MISSED FT SHOT by Woody, Javonte	00:26			FOUL by Hill, Garrett (P3T10)
REBOUND (OFF) by (DEADBALL)	00:26			
GOOD! FT SHOT by Woody, Javonte	00:26	61-54	H 7	
REBOUND (DEF) by Woody, Javonte	00:20			MISSED 3 PTR by Tucker, Jacob
MISSED FT SHOT by Woody, Javonte	00:18			FOUL by Mercer, Dray (P4T11)
REBOUND (OFF) by (DEADBALL)	00:18			
GOOD! FT SHOT by Woody, Javonte	00:18	62-54	H 8	
	00:12			MISSED 3 PTR by Hill, Garrett
	00:12			REBOUND (OFF) by Tucker, Jacob
	00:10	62-56	H 6	GOOD! JUMPER by Tucker, Jacob [PNT]
	00:09			TIMEOUT TEAM
GOOD! FT SHOT by Woody, Javonte	00:08	63-56	H 7	FOUL by Tucker, Jacob (P5T12)
GOOD! FT SHOT by Woody, Javonte	00:08	64-56	H 8	
	00:08			SUB IN : Dill, Taylor
	00:08			SUB OUT: Tucker, Jacob
REBOUND (DEF) by (TEAM)	00:00			MISSED 3 PTR by Rhodes, Cannon

Middleton 64, Perry County 56

Official Basketball Box Score -- 1st Half
Perry County vs Middleton
03/18/11 11:45 AM at Murphy Center (Murfreesboro, Tenn.)

VISITORS: Perry County 24-8

##	Player Name		TOT-FG FG-FGA	3-PT FG-FGA	FT-FTA	REBOUNDS OF	DE	TOT	PF	TP	A	TO	BLK	S	MIN
05	Hill, Garrett.....	*	1-2	1-1	0-0	1	0	1	0	3	3	1	0	1	14
22	Rhodes, Cannon.....	*	2-8	0-5	1-1	0	1	1	1	5	1	1	1	0	16
25	Mercer, Dray.....	*	2-5	0-0	0-0	0	0	0	2	4	1	3	0	0	16
43	Tucker, Jacob.....	*	3-7	0-1	0-0	1	3	4	1	6	1	4	0	1	16
52	Gilboy, Matt.....	*	1-1	0-0	0-0	0	3	3	2	2	0	0	0	1	9
23	Edney, Justin.....		0-0	0-0	0-0	0	0	0	0	0	0	0	0	0	0
42	Dill, Taylor.....		0-1	0-1	0-0	0	1	1	0	0	1	0	0	0	9
	TEAM.....					1		1							
	Totals.....		9-24	1-8	1-1	3	8	11	6	20	7	9	1	3	80

TOTAL FG% 1st Half: 9-24 37.5%
3-Pt. FG% 1st Half: 1-8 12.5%
F Throw % 1st Half: 1-1 100 %

HOME TEAM: Middleton 32-1

##	Player Name		TOT-FG FG-FGA	3-PT FG-FGA	FT-FTA	REBOUNDS OF	DE	TOT	PF	TP	A	TO	BLK	S	MIN
15	Joy, Avonta.....	*	0-1	0-1	0-0	1	1	2	0	0	2	0	0	0	14
23	Woody, Javonte.....	*	6-11	3-6	0-0	0	0	0	3	15	1	3	0	2	12
43	Perry, Johnathan....	*	0-1	0-0	0-0	0	1	1	2	0	0	2	0	0	5
53	Duncan, Jeremy.....	*	3-4	0-0	0-0	0	1	1	0	6	1	0	0	1	14
55	Hudson, Derrick.....	*	0-3	0-0	3-4	2	5	7	0	3	1	0	0	1	16
11	Hunt, Antonio.....		2-2	0-0	0-0	0	1	1	0	4	0	3	0	0	6
21	Buggs, Maurice.....		0-1	0-1	0-0	1	1	2	2	0	0	0	0	0	8
25	Burkley, James.....		0-0	0-0	0-0	0	0	0	0	0	0	0	0	0	0
41	Dean, David.....		1-1	1-1	0-0	0	0	0	0	3	0	0	0	0	5
	TEAM.....						2	2							
	Totals.....		12-24	4-9	3-4	4	12	16	7	31	5	8	0	4	80

TOTAL FG% 1st Half: 12-24 50.0%
3-Pt. FG% 1st Half: 4-9 44.4%
F Throw % 1st Half: 3-4 75.0%

Officials: Blake Harris, Marvin Henson, Paul Moore
Technical fouls: Perry County-None. Middleton-None.
Attendance:

Score by Periods	1st	2nd
Perry County.....	10	10
Middleton.....	16	15

Official Basketball Box Score -- 2nd Half
Perry County vs Middleton
03/18/11 11:45 AM at Murphy Center (Murfreesboro, Tenn.)

VISITORS: Perry County 24-8

##	Player Name		TOT-FG FG-FGA	3-PT FG-FGA	FT-FTA	REBOUNDS OF	DE	TOT	PF	TP	A	TO	BLK	S	MIN
05	Hill, Garrett.....	*	0-3	0-2	0-0	2	2	4	3	0	0	1	0	1	16
22	Rhodes, Cannon.....	*	1-8	0-5	0-0	1	1	2	1	2	0	0	0	1	16
25	Mercer, Dray.....	*	5-7	0-0	7-8	1	2	3	2	17	0	0	0	0	16
43	Tucker, Jacob.....	*	4-8	0-2	4-4	3	0	3	4	12	2	3	0	1	16
52	Gilboy, Matt.....	*	1-1	0-0	1-1	0	1	1	2	3	0	0	0	0	10
23	Edney, Justin.....		0-0	0-0	0-0	0	0	0	0	0	0	0	1	0	0
42	Dill, Taylor.....		1-5	0-4	0-0	0	0	0	0	2	0	0	0	0	6
	TEAM.....					1		1							
	Totals.....		12-32	0-13	12-13	8	6	14	12	36	2	4	1	3	80

TOTAL FG% 1st Half: 9-24 37.5% 2nd Half: 12-32 37.5% Game: 37.5%
3-Pt. FG% 1st Half: 1-8 12.5% 2nd Half: 0-13 0.0% Game: 4.8%
F Throw % 1st Half: 1-1 100 % 2nd Half: 12-13 92.3% Game: 92.9%

HOME TEAM: Middleton 32-1

##	Player Name		TOT-FG FG-FGA	3-PT FG-FGA	FT-FTA	REBOUNDS OF	DE	TOT	PF	TP	A	TO	BLK	S	MIN
15	Joy, Avonta.....	*	0-1	0-0	0-0	0	0	0	2	0	2	1	0	0	13
23	Woody, Javonte.....	*	3-7	1-2	7-10	1	1	2	1	14	1	0	0	1	9
43	Perry, Johnathan....	*	1-1	0-0	1-2	2	2	4	2	3	0	0	0	0	8
53	Duncan, Jeremy.....	*	1-1	0-0	0-0	0	4	4	2	2	0	2	0	0	15
55	Hudson, Derrick.....	*	3-7	0-0	1-1	1	3	4	2	7	1	1	2	0	16
11	Hunt, Antonio.....		1-1	0-0	0-0	0	0	0	2	2	0	1	0	1	5
21	Buggs, Maurice.....		2-2	0-0	1-1	0	0	0	0	5	1	3	0	0	10
25	Burkley, James.....		0-1	0-0	0-0	0	0	0	0	0	0	0	0	0	0
41	Dean, David.....		0-0	0-0	0-0	0	0	0	1	0	0	0	0	0	4
	TEAM.....						3	3				1			
	Totals.....		11-21	1-2	10-14	4	13	17	12	33	5	9	2	2	80

TOTAL FG% 1st Half: 12-24 50.0% 2nd Half: 11-21 52.4% Game: 51.1%
3-Pt. FG% 1st Half: 4-9 44.4% 2nd Half: 1-2 50.0% Game: 45.5%
F Throw % 1st Half: 3-4 75.0% 2nd Half: 10-14 71.4% Game: 72.2%

Officials: Blake Harris, Marvin Henson, Paul Moore
Technical fouls: Perry County-None. Middleton-None.
Attendance:

Score by Periods	1st	2nd	3rd	4th
Perry County.....	10	10	12	24
Middleton.....	16	15	10	23

2003 Class A State Boys' Basketball Tournament

March 19 - March 22, 2003 · Murphy Center - MTSU - Murfreesboro, TN

Game 1
Wed. Mar. 19 10:00 AM

Mitchell (20-12)	71
Trousdale Co. (23-9)	66

Game 2
Wed. Mar. 19 11:45 AM

Tennessee Temple (32-2)	72
Perry Co. (29-4)	52

Game 3
Wed. Mar. 19 1:30 PM

Greenfield (21-10)	71
Summertown (25-9)	56

Game 4
Wed. Mar. 19 3:15 PM

Univ. School - JC (30-4)	55
Cosby (29-2)	49

Game 5
Fri. Mar. 21 11:00 AM

Mitchell	63
Tennessee Temple	75

Game 6
Fri. Mar. 21 12:45 PM

Greenfield	63
Univ. School - JC	57

Game 7
Sat. Mar. 22 3:00 PM

Tennessee Temple	58
Greenfield	50

Tennessee Temple
STATE CHAMPION

Official Basketball Box Score
Perry County Vikings vs Temple Crusaders
03/19/03 11:45 a.m. at Murfreesboro, Tenn. - Murphy Center

VISITORS: Perry County Vikings 29-4

##	Player Name		TOT-FG FG-FGA	3-PT FG-FGA	FT-FTA	REBOUNDS OF	DE	TOT	PF	TP	A	TO	BLK	S	MIN
22	Jackson, Brett.....	*	3-7	0-2	3-4	0	0	0	4	9	6	5	0	1	28
23	Gray, Jonathan.....	*	6-10	0-1	0-0	4	0	4	5	12	0	1	0	1	17
25	Wood, Devin.....	*	1-4	0-1	0-0	0	2	2	0	2	0	3	0	0	17
34	Rhodes, Drew.....	*	5-8	1-1	0-0	3	4	7	1	11	2	4	0	1	30
45	Richardson, Chase...	*	3-9	0-3	1-2	0	3	3	5	7	0	2	0	0	20
04	Byrd, Brandon.....		0-0	0-0	0-0	0	1	1	0	0	0	0	0	0	1
05	Curtis, James.....		0-0	0-0	0-0	0	0	0	0	0	0	0	0	0	1
13	Doyle, Josh.....		0-0	0-0	0-0	0	0	0	0	0	0	0	0	0	1
14	Bates, Rob.....		0-0	0-0	0-0	0	0	0	0	0	0	0	0	0	1
30	Garrison, Zach.....		0-1	0-0	0-0	1	0	1	4	0	0	1	0	2	17
42	Marrs, Matthew.....		1-1	1-1	1-2	0	1	1	0	4	1	2	0	0	10
44	Haggard, Cody.....		3-6	0-2	1-2	1	0	1	4	7	0	0	0	0	16
51	Dill, Blake.....		0-1	0-1	0-0	0	0	0	0	0	0	0	0	0	1
	TEAM.....					1	1	2							
	Totals.....		22-47	2-12	6-10	10	12	22	23	52	9	18	0	5	160

TOTAL FG% 1st Half: 10-20 50.0% 2nd Half: 12-27 44.4% Game: 46.8% DEADB
3-Pt. FG% 1st Half: 0-2 0.0% 2nd Half: 2-10 20.0% Game: 16.7% REBS
F Throw % 1st Half: 1-2 50.0% 2nd Half: 5-8 62.5% Game: 60.0% 2

HOME TEAM: Temple Crusaders 32-2

##	Player Name		TOT-FG FG-FGA	3-PT FG-FGA	FT-FTA	REBOUNDS OF	DE	TOT	PF	TP	A	TO	BLK	S	MIN
00	Mouw, Isaiah.....	*	1-2	1-2	0-0	4	2	6	0	3	4	0	1	2	30
03	Wadley, Ryan.....	*	6-11	1-3	10-12	1	2	3	3	23	3	5	0	4	32
04	Wadley, Sean.....	*	3-4	2-3	1-2	1	3	4	1	9	0	0	0	1	29
11	Skogen, Caleb.....	*	5-6	2-2	3-5	0	2	2	3	15	3	4	1	1	27
14	Skogen, Jake.....	*	6-12	0-3	9-14	2	4	6	4	21	0	5	1	4	23
10	Mouw, Zach.....		0-0	0-0	0-0	0	1	1	1	0	0	0	0	1	11
20	Shiraef, Billy.....		0-0	0-0	1-2	0	1	1	0	1	0	0	0	0	2
32	Cudd, Stephen.....		0-0	0-0	0-0	0	1	1	0	0	0	0	0	0	1
33	Ballon, Jesher.....		0-0	0-0	0-0	0	0	0	0	0	0	0	0	0	1
34	Skogen, Seth.....		0-1	0-0	0-0	1	1	2	0	0	0	0	0	0	2
44	McCormick, James....		0-0	0-0	0-0	0	0	0	0	0	0	0	0	0	1
54	Bartlett, Tim.....		0-1	0-0	0-0	0	0	0	0	0	0	0	0	0	1
	TEAM.....														
	Totals.....		21-37	6-13	24-35	9	17	26	12	72	10	14	3	13	160

TOTAL FG% 1st Half: 9-18 50.0% 2nd Half: 12-19 63.2% Game: 56.8% DEADB
3-Pt. FG% 1st Half: 4-8 50.0% 2nd Half: 2-5 40.0% Game: 46.2% REBS
F Throw % 1st Half: 11-18 61.1% 2nd Half: 13-17 76.5% Game: 68.6% 6

Officials:
Technical fouls: Perry County Vikings-None. Temple Crusaders-None.
Attendance:

Score by Periods	1st	2nd	3rd	4th		Total
Perry County Vikings.....	11	10	19	12	-	52
Temple Crusaders.....	17	16	19	20	-	72

Points in the paint-PCHS 34,THS 22. Points off turnovers-PCHS 14,THS 24.
2nd chance points-PCHS 10,THS 8. Fast break points-PCHS 0,THS 6.
Bench points-PCHS 11,THS 1. Score tied-3 times. Lead changes-2 times.

Play-By-Play
Perry County Vikings vs Temple Crusaders
03/19/03 11:45 a.m. at Murfreesboro, Tenn. - Murphy Center

1st PERIOD Play-by-Play (Page 1)

HOME TEAM: Temple Crusaders	TIME	SCORE	MAR	VISITORS: Perry County Vikings
GOOD! JUMPER by Wadley, Ryan	07:41	2-0	H 2	
	07:14	2-2	T 1	GOOD! JUMPER by Richardson, Chase
MISSED JUMPER by Skogen, Jake	06:48			
	06:48			REBOUND (DEF) by Wood, Devin
	06:38			TURNOVR by Wood, Devin
STEAL by Skogen, Jake	06:37			
GOOD! 3 PTR by Wadley, Sean	06:33	5-2	H 3	
	06:25			MISSED JUMPER by Gray, Jonathan
BLOCK by Skogen, Jake	06:25			
REBOUND (DEF) by Wadley, Sean	06:21			
TURNOVR by Wadley, Ryan	06:05			
	05:58	5-4	H 1	GOOD! LAYUP by Richardson, Chase
	05:58			ASSIST by Jackson, Brett
MISSED 3 PTR by Wadley, Ryan	05:26			
REBOUND (OFF) by Skogen, Jake	05:26			
MISSED JUMPER by Skogen, Jake	05:20			
	05:20			REBOUND (DEF) by Richardson, Chase
	05:16	5-6	V 1	GOOD! LAYUP by Gray, Jonathan
	05:16			ASSIST by Rhodes, Drew
GOOD! 3 PTR by Skogen, Caleb	05:00	8-6	H 2	
FOUL by Skogen, Caleb	04:51			
	04:50			MISSED JUMPER by Wood, Devin
REBOUND (DEF) by Mouw, Isaiah	04:50			
MISSED 3 PTR by Skogen, Jake	04:36			
	04:36			REBOUND (DEF) by Wood, Devin
	04:18			MISSED JUMPER by Rhodes, Drew
BLOCK by Mouw, Isaiah	04:18			
	04:15			REBOUND (OFF) by Rhodes, Drew
	04:13	8-8	T 2	GOOD! LAYUP by Rhodes, Drew
	04:06			FOUL by Richardson, Chase
MISSED FT SHOT by Skogen, Jake	04:06			
REBOUND (OFF) by (DEADBALL)	04:06			
MISSED FT SHOT by Skogen, Jake	04:06			
	04:06			REBOUND (DEF) by Rhodes, Drew
	03:52			TURNOVR by Rhodes, Drew
STEAL by Wadley, Ryan	03:50			
GOOD! 3 PTR by Mouw, Isaiah	03:37	11-8	H 3	
ASSIST by Wadley, Ryan	03:37			
FOUL by Skogen, Caleb	03:23			
	03:14	11-9	H 2	GOOD! FT SHOT by Richardson, Chase
	03:14			MISSED FT SHOT by Richardson, Chase
	03:14			REBOUND (OFF) by Haggard, Cody
	02:48	11-11	T 3	GOOD! JUMPER by Haggard, Cody
	02:48			ASSIST by Jackson, Brett
MISSED 3 PTR by Mouw, Isaiah	02:36			
REBOUND (OFF) by Mouw, Isaiah	02:36			
MISSED 3 PTR by Skogen, Jake	02:31			
REBOUND (OFF) by Wadley, Sean	02:31			
GOOD! 3 PTR by Wadley, Sean	02:13	14-11	H 3	
ASSIST by Mouw, Isaiah	02:13			
	02:07			TURNOVR by Richardson, Chase
MISSED JUMPER by Skogen, Jake	01:55			
REBOUND (OFF) by Mouw, Isaiah	01:55			
	01:44			FOUL by Gray, Jonathan
TURNOVR by Skogen, Jake	01:21			
	01:19			STEAL by Gray, Jonathan
	01:15			MISSED 3 PTR by Richardson, Chase
	01:15			REBOUND (OFF) by Gray, Jonathan
	01:07			FOUL by Jackson, Brett
	00:44			FOUL by Rhodes, Drew
GOOD! FT SHOT by Skogen, Jake	00:44	15-11	H 4	

GOOD! FT SHOT by Skogen, Jake	00:44	16-11	H 5	
	00:19			TURNOVR by Rhodes, Drew
STEAL by Mouw, Isaiah	00:09			
	00:09			FOUL by Jackson, Brett
MISSED FT SHOT by Wadley, Ryan	00:09			
REBOUND (OFF) by (DEADBALL)	00:09			
GOOD! FT SHOT by Wadley, Ryan	00:09	17-11	H 6	
	00:02			MISSED JUMPER by Rhodes, Drew
REBOUND (DEF) by Skogen, Seth	00:02			

Temple Crusaders 17, Perry County Vikings 11

1st period-only	InPaint	Pts-T/O	2nd-Chc	FastBrk	BnchPts	Ties	Leads
Perry County Vikings	6	2	4	0	2	3	1
Temple Crusaders	0	7	3	0	0	0	1

2nd PERIOD Play-by-Play (Page 1)

HOME TEAM: Temple Crusaders	TIME	SCORE	MAR	VISITORS: Perry County Vikings
	07:40	17-13	H 4	GOOD! JUMPER by Gray, Jonathan
TURNOVR by Skogen, Caleb	07:36			
	07:24	17-15	H 2	GOOD! JUMPER by Gray, Jonathan
GOOD! JUMPER by Wadley, Ryan	07:12	19-15	H 4	
	07:02			TIMEOUT 30sec
	06:14			MISSED JUMPER by Richardson, Chase
REBOUND (DEF) by Mouw, Isaiah	06:14			
TURNOVR by Skogen, Jake	06:07			
	05:58	19-17	H 2	GOOD! JUMPER by Wood, Devin
	05:30			FOUL by Gray, Jonathan
GOOD! FT SHOT by Skogen, Jake	05:30	20-17	H 3	
GOOD! FT SHOT by Skogen, Jake	05:30	21-17	H 4	
	05:20			MISSED JUMPER by Gray, Jonathan
	05:20			REBOUND (OFF) by Gray, Jonathan
	05:16			MISSED 3 PTR by Richardson, Chase
	05:16			REBOUND (OFF) by Gray, Jonathan
	05:11	21-19	H 2	GOOD! TIP-IN by Gray, Jonathan
	05:03			FOUL by Garrison, Zach
GOOD! FT SHOT by Wadley, Ryan	05:03	22-19	H 3	
GOOD! FT SHOT by Wadley, Ryan	05:03	23-19	H 4	
FOUL by Skogen, Jake	04:30			
	04:27	23-21	H 2	GOOD! JUMPER by Gray, Jonathan
	04:27			ASSIST by Jackson, Brett
MISSED JUMPER by Skogen, Caleb	03:52			
REBOUND (OFF) by Skogen, Jake	03:52			
	03:48			FOUL by Richardson, Chase
MISSED FT SHOT by Skogen, Jake	03:48			
REBOUND (OFF) by (DEADBALL)	03:48			
GOOD! FT SHOT by Skogen, Jake	03:48	24-21	H 3	
	03:19			TURNOVR by Wood, Devin
STEAL by Skogen, Jake	03:17			
GOOD! DUNK by Skogen, Jake	03:15	26-21	H 5	
	03:01			MISSED JUMPER by Richardson, Chase
REBOUND (DEF) by Skogen, Jake	03:01			
TURNOVR by Wadley, Ryan	02:42			
FOUL by Wadley, Ryan	02:33			
	02:25			MISSED JUMPER by Wood, Devin
REBOUND (DEF) by Wadley, Ryan	02:25			
	02:17			FOUL by Richardson, Chase
GOOD! FT SHOT by Skogen, Jake	02:17	27-21	H 6	
MISSED FT SHOT by Skogen, Jake	02:17			
	02:17			REBOUND (DEF) by Rhodes, Drew
	02:05			TIMEOUT 30sec
	01:56			TURNOVR by Jackson, Brett
TURNOVR by Skogen, Jake	01:36			
	01:35			STEAL by Rhodes, Drew
FOUL by Wadley, Sean	01:28			
	01:21			TURNOVR by Wood, Devin
STEAL by Wadley, Sean	01:19			
GOOD! DUNK by Skogen, Jake	01:17	29-21	H 8	

	01:05			TURNOVR by Gray, Jonathan
STEAL by Mouw, Isaiah	01:04			
	00:59			FOUL by Gray, Jonathan
MISSED FT SHOT by Wadley, Sean	00:50			
REBOUND (OFF) by (DEADBALL)	00:50			
GOOD! FT SHOT by Wadley, Sean	00:50	30-21	H 9	
	00:50			TURNOVR by Jackson, Brett
STEAL by Wadley, Ryan	00:49			
MISSED JUMPER by Wadley, Ryan	00:46			
REBOUND (OFF) by Wadley, Ryan	00:46			
GOOD! JUMPER by Skogen, Jake	00:11	32-21	H 11	
	00:02			TURNOVR by Garrison, Zach
STEAL by Skogen, Jake	00:02			
	00:02			FOUL by Garrison, Zach
MISSED FT SHOT by Skogen, Jake	00:02			
REBOUND (OFF) by (DEADBALL)	00:02			
GOOD! FT SHOT by Skogen, Jake	00:02	33-21	H 12	
	00:02			TURNOVR by Jackson, Brett

Temple Crusaders 33, Perry County Vikings 21

2nd period-only	InPaint	Pts-T/O	2nd-Chc	FastBrk	BnchPts	Ties	Leads
Perry County Vikings	10	4	2	0	0	0	0
Temple Crusaders	4	8	3	2	0	0	0

3rd PERIOD Play-by-Play (Page 1)

HOME TEAM: Temple Crusaders	TIME	SCORE	MAR	VISITORS: Perry County Vikings
GOOD! 3 PTR by Wadley, Ryan	07:38	36-21	H 15	
ASSIST by Skogen, Caleb	07:38			
	07:16			MISSED JUMPER by Richardson, Chase
	07:16			REBOUND (OFF) by Gray, Jonathan
FOUL by Skogen, Caleb	07:15			
	07:09			MISSED JUMPER by Gray, Jonathan
	07:09			REBOUND (OFF) by Rhodes, Drew
	07:03	36-23	H 13	GOOD! JUMPER by Rhodes, Drew
GOOD! LAYUP by Skogen, Jake	06:50	38-23	H 15	
ASSIST by Skogen, Caleb	06:50			
	06:44	38-25	H 13	GOOD! LAYUP by Jackson, Brett
GOOD! LAYUP by Wadley, Sean	06:20	40-25	H 15	
ASSIST by Mouw, Isaiah	06:20			
	06:07	40-27	H 13	GOOD! JUMPER by Gray, Jonathan
	05:51			FOUL by Gray, Jonathan
GOOD! FT SHOT by Wadley, Ryan	05:51	41-27	H 14	
GOOD! FT SHOT by Wadley, Ryan	05:51	42-27	H 15	
	05:50			TURNOVR by Rhodes, Drew
STEAL by Skogen, Jake	05:50			
TURNOVR by Skogen, Jake	05:50			
	05:42	42-29	H 13	GOOD! JUMPER by Richardson, Chase
MISSED 3 PTR by Skogen, Jake	05:30			
	05:30			REBOUND (DEF) by Rhodes, Drew
FOUL by Skogen, Jake	05:27			
	05:19			TURNOVR by Richardson, Chase
TURNOVR by Wadley, Ryan	04:54			
FOUL by Mouw, Zach	04:44			
	04:44			MISSED FT SHOT by Jackson, Brett
	04:44			REBOUND (OFF) by (DEADBALL)
	04:44	42-30	H 12	GOOD! FT SHOT by Jackson, Brett
MISSED 3 PTR by Wadley, Ryan	04:15			
	04:15			REBOUND (DEF) by Richardson, Chase
	04:03	42-32	H 10	GOOD! LAYUP by Jackson, Brett
FOUL by Skogen, Jake	03:43			
TURNOVR by Skogen, Jake	03:43			
	03:26			MISSED 3 PTR by Richardson, Chase
	03:26			REBOUND (OFF) by Garrison, Zach
	03:22			MISSED JUMPER by Garrison, Zach
REBOUND (DEF) by Skogen, Jake	03:22			
	03:15			FOUL by Richardson, Chase
MISSED 3 PTR by Wadley, Sean	03:11			

	03:11			REBOUND (DEF) by Richardson, Chase
FOUL by Skogen, Jake	03:01			
	02:56	42-35	H 7	GOOD! 3 PTR by Rhodes, Drew
	02:56			ASSIST by Marrs, Matthew
TURNOVR by Skogen, Caleb	02:48			
	02:47			STEAL by Garrison, Zach
	02:39			TURNOVR by Jackson, Brett
STEAL by Mouw, Zach	02:39			
	02:29			FOUL by Haggard, Cody
MISSED FT SHOT by Wadley, Ryan	02:29			
REBOUND (OFF) by (DEADBALL)	02:29			
GOOD! FT SHOT by Wadley, Ryan	02:29	43-35	H 8	
	02:03			TURNOVR by Marrs, Matthew
STEAL by Skogen, Caleb	02:02			
GOOD! LAYUP by Skogen, Caleb	02:00	45-35	H 10	
	01:51			MISSED LAYUP by Rhodes, Drew
REBOUND (DEF) by Wadley, Sean	01:51			
TIMEOUT TEAM	01:36			
GOOD! LAYUP by Wadley, Ryan	01:30	47-35	H 12	
	01:18	47-38	H 9	GOOD! 3 PTR by Marrs, Matthew
	01:18			ASSIST by Rhodes, Drew
GOOD! LAYUP by Skogen, Caleb	00:40	49-38	H 11	
	00:30			MISSED JUMPER by Haggard, Cody
BLOCK by Skogen, Caleb	00:30			
REBOUND (DEF) by Wadley, Sean	00:27			
	00:25			FOUL by Jackson, Brett
GOOD! FT SHOT by Skogen, Caleb	00:25	50-38	H 12	
MISSED FT SHOT by Skogen, Caleb	00:25			
	00:25			REBOUND (DEF) by Marrs, Matthew
	00:22			TURNOVR by Marrs, Matthew
STEAL by Wadley, Ryan	00:21			
GOOD! LAYUP by Wadley, Ryan	00:19	52-38	H 14	
ASSIST by Mouw, Isaiah	00:19			
	00:13	52-40	H 12	GOOD! JUMPER by Haggard, Cody
	00:13			ASSIST by Jackson, Brett
TURNOVR by Skogen, Caleb	00:06			
	00:00			MISSED JUMPER by Jackson, Brett
REBOUND (DEF) by Skogen, Caleb	00:00			

Temple Crusaders 52, Perry County Vikings 40

3rd period-only	InPaint	Pts-T/O	2nd-Chc	FastBrk	BnchPts	Ties	Leads
Perry County Vikings	10	3	2	0	5	0	0
Temple Crusaders	12	5	0	2	0	0	0

4th PERIOD Play-by-Play (Page 1)

HOME TEAM: Temple Crusaders	TIME	SCORE	MAR	VISITORS: Perry County Vikings
	07:57			MISSED 3 PTR by Gray, Jonathan
REBOUND (DEF) by Wadley, Ryan	07:57			
MISSED JUMPER by Wadley, Ryan	07:15			
REBOUND (OFF) by Mouw, Isaiah	07:15			
	06:57			FOUL by Gray, Jonathan
MISSED JUMPER by Wadley, Ryan	06:37			
REBOUND (OFF) by Mouw, Isaiah	06:37			
	06:36			FOUL by Richardson, Chase
GOOD! JUMPER by Wadley, Ryan	06:09	54-40	H 14	
ASSIST by Mouw, Isaiah	06:09			
	05:58			MISSED FT SHOT by Marrs, Matthew
	05:58			REBOUND (OFF) by (DEADBALL)
	05:58	54-41	H 13	GOOD! FT SHOT by Marrs, Matthew
GOOD! 3 PTR by Skogen, Caleb	05:14	57-41	H 16	
ASSIST by Wadley, Ryan	05:14			
	05:03			MISSED 3 PTR by Haggard, Cody
REBOUND (DEF) by Mouw, Zach	05:03			
	04:54			FOUL by Jackson, Brett
GOOD! FT SHOT by Skogen, Caleb	04:54	58-41	H 17	
GOOD! FT SHOT by Skogen, Caleb	04:54	59-41	H 18	
	04:37			MISSED 3 PTR by Jackson, Brett

REBOUND (DEF) by Shiraef, Billy	04:37			
	04:31			FOUL by Garrison, Zach
GOOD! FT SHOT by Shiraef, Billy	04:31	60-41	H 19	
MISSED FT SHOT by Shiraef, Billy	04:31			
	04:31			REBOUND (DEF) by Rhodes, Drew
	04:22			MISSED JUMPER by Jackson, Brett
	04:22			REBOUND (OFF) by Rhodes, Drew
	04:19	60-43	H 17	GOOD! LAYUP by Rhodes, Drew
	04:17			TIMEOUT TEAM
TURNOVR by Skogen, Caleb	04:12			
	04:10			STEAL by Garrison, Zach
FOUL by Wadley, Ryan	04:08			
	04:08	60-44	H 16	GOOD! FT SHOT by Haggard, Cody
	04:08			MISSED FT SHOT by Haggard, Cody
REBOUND (DEF) by Skogen, Jake	04:08			
GOOD! DUNK by Skogen, Jake	04:02	62-44	H 18	
ASSIST by Skogen, Caleb	04:02			
	03:51	62-46	H 16	GOOD! LAYUP by Rhodes, Drew
	03:51			ASSIST by Jackson, Brett
TURNOVR by Wadley, Ryan	03:43			
	03:42			STEAL by Jackson, Brett
	03:40	62-48	H 14	GOOD! LAYUP by Haggard, Cody
	03:40			ASSIST by Jackson, Brett
	03:20			FOUL by Haggard, Cody
GOOD! FT SHOT by Wadley, Ryan	03:12	63-48	H 15	
GOOD! FT SHOT by Wadley, Ryan	03:12	64-48	H 16	
FOUL by Wadley, Ryan	03:08			
	03:08	64-49	H 15	GOOD! FT SHOT by Jackson, Brett
	03:08	64-50	H 14	GOOD! FT SHOT by Jackson, Brett
TURNOVR by Wadley, Ryan	02:38			
	02:27	64-52	H 12	GOOD! LAYUP by Jackson, Brett
	02:11			FOUL by Haggard, Cody
GOOD! FT SHOT by Skogen, Jake	02:11	65-52	H 13	
GOOD! FT SHOT by Skogen, Jake	02:11	66-52	H 14	
	02:09			TURNOVR by Jackson, Brett
GOOD! JUMPER by Skogen, Jake	02:02	68-52	H 16	
ASSIST by Wadley, Ryan	02:02			
	01:53			MISSED 3 PTR by Haggard, Cody
	01:53			REBOUND (OFF) by (TEAM)
	01:48			TURNOVR by Rhodes, Drew
STEAL by Wadley, Ryan	01:46			
	01:32			FOUL by Haggard, Cody
GOOD! FT SHOT by Wadley, Ryan	01:32	69-52	H 17	
GOOD! FT SHOT by Wadley, Ryan	01:32	70-52	H 18	
	01:31			MISSED 3 PTR by Jackson, Brett
REBOUND (DEF) by Skogen, Jake	01:31			
GOOD! LAYUP by Skogen, Caleb	01:06	72-52	H 20	
	01:06			FOUL by Garrison, Zach
MISSED FT SHOT by Skogen, Caleb	01:06			
	01:06			REBOUND (DEF) by (TEAM)
	00:59			MISSED 3 PTR by Wood, Devin
REBOUND (DEF) by Skogen, Caleb	00:59			
TIMEOUT 30sec	00:32			
MISSED LAYUP by Skogen, Seth	00:32			
REBOUND (OFF) by Skogen, Seth	00:32			
MISSED JUMPER by Bartlett, Tim	00:22			
	00:22			REBOUND (DEF) by Byrd, Brandon
	00:00			MISSED 3 PTR by Dill, Blake
REBOUND (DEF) by Cudd, Stephen	00:00			

Temple Crusaders 72, Perry County Vikings 52

4th period-only	InPaint	Pts-T/O	2nd-Chc	FastBrk	BnchPts	Ties	Leads
Perry County Vikings	8	5	2	0	4	0	0
Temple Crusaders	6	4	2	2	1	0	0

Perry County Vikings vs Temple Crusaders (03/19/03 - Period 4 00:00)

POINTS OFF TURNOVERS	1	2	3	4 - Tot
Perry County Vikings....	2	4	3	5 - 14
Temple Crusaders.....	7	8	5	4 - 24

POINTS IN PAINT	1	2	3	4 - Tot
Perry County Vikings....	6	10	10	8 - 34
Temple Crusaders.....	0	4	12	6 - 22

2ND CHANCE POINTS	1	2	3	4 - Tot
Perry County Vikings....	4	2	2	2 - 10
Temple Crusaders.....	3	3	0	2 - 8

FAST BREAK POINTS	1	2	3	4 - Tot
Perry County Vikings....	0	0	0	0 - 0
Temple Crusaders.....	0	2	2	2 - 6

BENCH POINTS	1	2	3	4 - Tot
Perry County Vikings....	2	0	5	4 - 11
Temple Crusaders.....	0	0	0	1 - 1

SCORE TIED BY	1	2	3	4 - Tot
Perry County Vikings....	3	0	0	0 - 3
Temple Crusaders.....	0	0	0	0 - 0

LEAD GAINED BY	1	2	3	4 - Tot
Perry County Vikings....	1	0	0	0 - 1
Temple Crusaders.....	1	0	0	0 - 1

1997 Class A State Boys' Basketball Tournament

March 12 - March 15, 1997 · Murphy Center - MTSU - Murfreesboro, TN

Game 1
Wed. Mar. 12 11:00 AM

Oakhaven (27-6)	66
Goodpasture (30-4)	57

Game 2
Wed. Mar. 12 12:45 PM

Columbia Academy (26-6)	68
Cosby (24-6)	49

Game 3
Wed. Mar. 12 2:30 PM

Upperman (30-3)	52
Sharon (22-7)	47

Game 4
Wed. Mar. 12 5:15 PM

Perry Co. (34-0)	89
Chattanooga Christian (24-7)	59

Game 5
Fri. Mar. 14 11:00 AM

Oakhaven	64
Columbia Academy	73

Game 6
Fri. Mar. 14 12:45 PM

Upperman	63
Perry Co.	88

Game 7
Sat. Mar. 15 3:00 PM

Columbia Academy	47
Perry Co.	82

Perry Co.
STATE CHAMPION

OFFICIAL NCAA BASKETBALL BOX SCORE
Chattanooga Christian High School (24-8)

Site: Murfreesboro, Tenn.
Date: March 12, 1997

	CCS (VISITORS)		Total FG	Total AT	3-Pts FG	3-Pts AT	FT	FT AT	Rebounds OF	Rebounds DF	Rebounds To	PF	TP	A	TO	BK	ST	MN
34	Cook, Josh	f	4	10	0	0	0	0	2	3	5	1	8	0	0	0	0	22
44	Lucas, Willie	f	5	13	2	7	3	7	2	7	9	4	15	1	3	0	1	30
42	Dennison, Dave	c	3	7	0	3	3	4	1	4	5	3	9	1	2	0	0	22
4	Jacobs, Phil	g	0	2	0	1	1	2	3	2	5	2	1	3	5	0	0	29
30	Wilbourn, Bryan	g	5	12	3	9	2	2	1	0	1	4	15	1	2	0	1	28
10	Lafakis, Jason		1	2	0	0	0	0	1	0	1	2	2	0	0	0	0	4
24	Gibson, Josh		2	3	0	0	0	0	0	2	2	0	4	0	0	0	0	15
14	Workman, Greg		1	2	1	2	0	0	0	0	0	2	3	1	0	0	1	3
20	Piersant, Ryan		0	1	0	0	0	0	0	0	0	0	0	0	1	0	0	3
22	Huffine, Ben		0	0	0	0	0	0	1	0	1	0	0	0	1	0	0	1
32	Kaufmann, Andrew		0	0	0	0	0	0	0	0	0	0	0	0	0	0	0	1
40	Goff, Jeff		0	0	0	0	0	0	0	0	0	0	0	0	0	0	0	1
50	McCoy, Jonathan		0	0	0	0	2	2	0	0	0	0	2	0	0	0	0	1
12	Caines, David		--	--	--	--	--	--	--	--	--	--	--	--	--	--	--	DNP
	Team Totals								0	0	0				0			
	TOTALS		21	52	6	22	11	17	11	18	29	18	59	7	14	0	3	160

Deadball Rebounds: 3, 0: 3

Tot FG %:	1st Half:	12-22	.545	2nd Half:	9-30	.300	Game: .404
3-Pt FG %:	1st Half:	4- 8	.500	2nd Half:	2-14	.143	Game: .273
FT % :	1st Half:	5- 9	.556	2nd Half:	6- 8	.750	Game: .647

Perry County High School (35-0)

	PCHS (HOME)		Total FG	Total AT	3-Pts FG	3-Pts AT	FT	FT AT	Rebounds OF	Rebounds DF	Rebounds To	PF	TP	A	TO	BK	ST	MN
12	Rhodes, Mitchell	f	5	10	2	5	2	2	2	1	3	2	14	1	2	1	1	30
33	Jones, Chris	f	2	8	1	1	1	2	4	1	5	4	6	2	1	0	0	16
35	Haston, Kirk	c	12	20	0	0	3	5	6	7	13	4	27	0	1	1	2	31
3	Carroll, Phillip	g	1	3	1	2	0	0	1	2	3	1	3	2	0	0	0	16
40	Brown, Cory	g	6	10	0	1	11	15	0	5	5	1	23	6	3	0	2	31
45	Warren, Blake		0	2	0	1	0	0	0	1	1	0	0	0	0	0	0	14
25	Hamm, Shannon		3	3	0	0	3	3	0	5	5	1	9	1	0	0	1	18
22	Coble, Nick		0	0	0	0	0	0	0	0	0	0	0	1	0	0	0	1
4	Warren, Josh		1	2	0	0	0	0	0	0	0	0	2	0	0	0	1	1
34	Marrs, Chad		2	2	1	1	0	0	0	0	0	0	5	0	0	0	0	1
23	McEwen, Dan		0	0	0	0	0	0	0	0	0	0	0	0	0	0	0	1
30	Pope, Clay		0	0	0	0	0	0	0	0	0	0	0	0	0	0	0	1
05	Walker, Josh		--	--	--	--	--	--	--	--	--	--	--	--	--	--	--	DNP
14	Coble, Burton		--	--	--	--	--	--	--	--	--	--	--	--	--	--	--	DNP
41	Mercer, Ben		--	--	--	--	--	--	--	--	--	--	--	--	--	--	--	DNP
	Team Totals								1	1	2				0			
	TOTALS		32	60	5	11	20	27	14	23	37	13	89	13	7	2	7	160

Deadball Rebounds: 3, 0: 3

Tot FG %:	1st Half:	14-32	.438	2nd Half:	18-28	.643	Game: .533
3-Pt FG %:	1st Half:	4- 9	.444	2nd Half:	1- 2	.500	Game: .455
FT % :	1st Half:	2- 4	.500	2nd Half:	18-23	.783	Game: .741

	1st	2nd	OT	OT	Tot
CCS	33	26			59
PCHS	34	55			89

OFFICIALS: Steve Long, Johnny Pearson, Bill Compton
Technical Fouls: none
Attendance: 5318 1st Session
Comments: 1997 TSSAA Boys State Tournament -- Class A Quarterfinal

	1	2	3	4
CCS	18	15	10	16
PCHS	16	18	21	34

OFFICIAL NCAA BASKETBALL BOX SCORE - FIRST HALF

Chattanooga Christian High School — Date: March 12, 1997

	CCS (VISITORS)		Total FG	Total AT	3-Pts FG	3-Pts AT	FT	FT AT	Rebounds OF	Rebounds DF	Rebounds To	PF	TP	A	TO	BK	ST	MN
34	Cook, Josh	f	2	5	0	0	0	0	0	2	2	0	4	0	0	0	0	14
44	Lucas, Willie	f	4	7	2	4	2	5	1	4	5	1	12	1	1	0	1	15
42	Dennison, Dave	c	1	2	0	0	0	0	1	1	2	2	2	1	0	0	0	8
4	Jacobs, Phil	g	0	2	0	1	1	2	1	2	3	0	1	2	3	0	0	16
30	Wilbourn, Bryan	g	3	4	2	3	2	2	0	0	0	1	10	1	0	0	1	15
10	Lafakis, Jason		0	0	0	0	0	0	0	0	0	0	0	0	0	0	0	2
24	Gibson, Josh		2	2	0	0	0	0	0	1	1	0	4	0	0	0	0	10
12	Caines, David		0	0	0	0	0	0	0	0	0	0	0	0	0	0	0	--
14	Workman, Greg		0	0	0	0	0	0	0	0	0	0	0	0	0	0	0	--
20	Piersant, Ryan		0	0	0	0	0	0	0	0	0	0	0	0	0	0	0	--
22	Huffine, Ben		0	0	0	0	0	0	0	0	0	0	0	0	0	0	0	--
32	Kaufmann, Andrew		0	0	0	0	0	0	0	0	0	0	0	0	0	0	0	--
40	Goff, Jeff		0	0	0	0	0	0	0	0	0	0	0	0	0	0	0	--
50	McCoy, Jonathan		0	0	0	0	0	0	0	0	0	0	0	0	0	0	0	--
	Team Totals								0	0	0				0			
	TOTALS		12	22	4	8	5	9	3	10	13	4	33	5	4	0	2	80

Deadball Rebounds: 2, 0: 2

Tot FG %: 1st Half: 12-22 .545
3-Pt FG %: 1st Half: 4- 8 .500
FT % : 1st Half: 5- 9 .556

Perry County High School

	PCHS (HOME)		Total FG	Total AT	3-Pts FG	3-Pts AT	FT	FT AT	Rebounds OF	Rebounds DF	Rebounds To	PF	TP	A	TO	BK	ST	MN
12	Rhodes, Mitchell	f	3	6	2	5	0	0	1	0	1	2	8	0	0	0	1	15
33	Jones, Chris	f	2	8	1	1	1	2	4	1	5	3	6	1	1	0	0	13
35	Haston, Kirk	c	4	9	0	0	1	2	3	3	6	1	9	0	1	0	0	16
3	Carroll, Phillip	g	1	2	1	1	0	0	1	0	1	1	3	1	0	0	0	7
40	Brown, Cory	g	3	4	0	1	0	0	0	0	0	0	6	4	1	0	1	16
45	Warren, Blake		0	2	0	1	0	0	0	1	1	0	0	0	0	0	0	8
25	Hamm, Shannon		1	1	0	0	0	0	0	3	3	0	2	0	0	0	0	5
4	Warren, Josh		0	0	0	0	0	0	0	0	0	0	0	0	0	0	0	--
5	Walker, Josh		0	0	0	0	0	0	0	0	0	0	0	0	0	0	0	--
14	Coble, Burton		0	0	0	0	0	0	0	0	0	0	0	0	0	0	0	--
22	Coble, Nick		0	0	0	0	0	0	0	0	0	0	0	0	0	0	0	--
23	McEwen, Dan		0	0	0	0	0	0	0	0	0	0	0	0	0	0	0	--
30	Pope, Clay		0	0	0	0	0	0	0	0	0	0	0	0	0	0	0	--
34	Marrs, Chad		0	0	0	0	0	0	0	0	0	0	0	0	0	0	0	--
41	Mercer, Ben		0	0	0	0	0	0	0	0	0	0	0	0	0	0	0	--
	Team Totals								0	1	1				0			
	TOTALS		14	32	4	9	2	4	9	9	18	7	34	6	3	0	2	80

Deadball Rebounds: 1, 0: 1

Tot FG %: 1st Half: 14-32 .438
3-Pt FG %: 1st Half: 4- 9 .444
FT % : 1st Half: 2- 4 .500

	1st	2nd
CCS	18	15
PC	16	18

	1st	2nd	OT	OT	Tot
CCS	33				33
PCHS	34				34

OFFICIALS: Steve Long, Johnny Pearson, Bill Compton
Technical Fouls:
Attendance: 5318 1
Comments: 1997 TSSAA Boys State Tournament -- Class A Quarterfinal

OFFICIAL NCAA BASKETBALL BOX SCORE — Site: Murfreesboro, Tenn.

Perry County High School (36-0) — Date: March 14, 1997

PCHS (VISITORS)			Total FG	Total AT	3-Pts FG	3-Pts AT	FT	FT AT	Rebounds OF	Rebounds DF	Rebounds To	PF	TP	A	TO	BK	ST	MN
33	Jones, Chris	f	5	11	0	1	5	5	2	10	12	2	15	3	0	1	2	22
35	Haston, Kirk	f	8	12	0	0	6	8	3	4	7	3	22	0	2	2	0	16
40	Brown, Cory	c	2	5	1	1	3	4	2	3	5	1	8	2	4	1	3	18
3	Carroll, Phillip	g	4	8	2	3	0	0	0	1	1	1	10	4	3	0	0	21
12	Rhodes, Mitchell	g	3	8	1	4	0	0	0	2	2	1	7	1	1	0	0	20
45	Warren, Blake		2	4	0	0	1	2	1	1	2	1	5	1	3	0	1	14
25	Hamm, Shannon		2	7	0	0	3	3	4	9	13	3	7	0	1	2	0	14
4	Warren, Josh		1	2	0	0	2	2	1	0	1	1	4	3	1	0	0	11
22	Coble, Nick		0	1	0	0	0	0	0	1	1	2	0	1	1	0	0	7
34	Marrs, Chad		2	2	0	0	0	0	0	0	0	2	4	0	1	0	0	5
23	McEwen, Dan		1	1	0	0	0	0	0	1	1	1	2	0	1	0	0	3
5	Walker, Josh		1	1	0	0	0	0	0	1	1	0	2	1	0	0	0	4
14	Coble, Burton		1	2	0	0	0	2	1	0	1	0	2	0	0	0	1	2
30	Pope, Clay		0	2	0	0	0	0	2	1	3	1	0	0	2	0	0	1
41	Mercer, Ben		0	0	0	0	0	0	0	0	0	0	0	0	0	1	0	2
	Team Totals								0	0	0				1			
	TOTALS		32	66	4	9	20	26	16	34	50	19	88	16	21	7	7	160

Deadball Rebounds: 2, 0: 2

Tot FG %:	1st Half:	17-30	.567	2nd Half: 15-36	.417	Game: .485
3-Pt FG %:	1st Half:	0- 3	.000	2nd Half: 4- 6	.667	Game: .444
FT % :	1st Half:	15-17	.882	2nd Half: 5- 9	.556	Game: .769

Upperman High School (31-4)

UHS (HOME)			Total FG	Total AT	3-Pts FG	3-Pts AT	FT	FT AT	Rebounds OF	Rebounds DF	Rebounds To	PF	TP	A	TO	BK	ST	MN
30	Lindner, Chris	f	4	10	0	3	0	1	1	0	1	0	8	0	4	0	0	24
42	Roberts, Jim	f	3	12	0	1	3	4	0	8	8	4	9	1	5	0	1	18
44	Dyer, Hethe	c	5	12	0	1	0	0	1	1	2	4	10	1	2	1	1	22
20	Huddleston, Jeff	g	1	7	1	4	0	0	2	1	3	3	3	0	1	0	1	22
22	Brown, Ricky	g	5	10	0	4	2	2	1	1	2	4	12	2	3	0	0	26
34	Roberts, Josh		2	7	0	1	0	0	4	5	9	4	4	1	2	1	1	16
32	Roberts, Daily		2	4	0	0	4	4	1	1	2	0	8	0	1	0	2	12
40	Herron, Ben		0	4	0	3	2	2	3	2	5	1	2	1	0	0	0	9
33	Huddleston, Chris		2	2	0	0	0	0	0	0	0	0	4	0	1	0	1	2
14	Oaks, David		0	1	0	1	0	0	1	0	1	0	0	1	0	0	1	1
24	Hull, Ben		0	1	0	0	0	0	1	0	1	0	0	0	0	0	0	2
45	Brewington, Jason		0	2	0	0	2	4	1	1	2	0	2	0	0	0	2	2
50	Lee, Brooks		0	0	0	0	1	2	2	1	3	1	1	0	0	0	0	2
12	Ballard, Jerry		0	3	0	2	0	0	1	0	1	0	0	0	0	0	0	1
52	Bryant, Shaune		--	--	--	--	--	--	--	--	--	--	--	--	--	--	--	DNP
	Team Totals								1	1	2				0			
	TOTALS		24	75	1	20	14	19	20	22	42	21	63	7	19	2	10	160

Deadball Rebounds: 2, 0: 2

Tot FG %:	1st Half:	7-32	.219	2nd Half: 17-43	.395	Game: .320
3-Pt FG %:	1st Half:	0- 8	.000	2nd Half: 1-12	.083	Game: .050
FT % :	1st Half:	4- 5	.800	2nd Half: 10-14	.714	Game: .737

	1st	2nd	OT	OT	Tot
PCHS	49	39			88
UHS	18	45			63
PCHS	22	27	20	19	
UHS	6	12	18	27	

OFFICIALS: Jim Fox, John Bailey, Bill Compton

Technical Fouls: none

Attendance: TBA

Comments: 1997 TSSAA Class A Semifinals

OFFICIAL NCAA BASKETBALL BOX SCORE - FIRST HALF

Perry County High School

Date: March 14, 1997

	PCHS (VISITORS)		Total FG	Total AT	3-Pts FG	3-Pts AT	FT	AT	Rebounds OF	DF	To	PF	TP	A	TO	BK	ST	MN
33	Jones, Chris	f	3	6	0	1	5	5	2	7	9	1	11	1	0	0	1	14
35	Haston, Kirk	f	7	11	0	0	6	8	3	4	7	2	20	0	1	2	0	13
40	Brown, Cory	c	1	2	0	0	2	2	0	3	3	1	4	0	3	0	3	13
3	Carroll, Phillip	g	2	3	0	0	0	0	0	0	0	1	4	3	1	0	0	10
12	Rhodes, Mitchell	g	2	6	0	2	0	0	0	2	2	1	4	1	1	0	0	15
45	Warren, Blake		1	1	0	0	0	0	0	0	0	1	2	0	1	0	0	7
25	Hamm, Shannon		1	1	0	0	2	2	1	4	5	1	4	0	1	1	0	5
4	Warren, Josh		0	0	0	0	0	0	0	0	0	0	0	0	1	0	0	3
5	Walker, Josh		0	0	0	0	0	0	0	0	0	0	0	0	0	0	0	--
14	Coble, Burton		0	0	0	0	0	0	0	0	0	0	0	0	0	0	0	--
22	Coble, Nick		0	0	0	0	0	0	0	0	0	0	0	0	0	0	0	--
23	McEwen, Dan		0	0	0	0	0	0	0	0	0	0	0	0	0	0	0	--
30	Pope, Clay		0	0	0	0	0	0	0	1	1	0	0	0	0	0	0	--
34	Marrs, Chad		0	0	0	0	0	0	0	0	0	0	0	0	0	0	0	--
41	Mercer, Ben		0	0	0	0	0	0	0	0	0	0	0	0	0	0	0	--
	Team Totals								0	0	0				1			
	TOTALS		17	30	0	3	15	17	6	21	27	8	49	5	10	3	4	80

Deadball Rebounds: 0, 0: 0

Tot FG %: 1st Half: 17-30 .567
3-Pt FG %: 1st Half: 0- 3 .000
FT % : 1st Half: 15-17 .882

Upperman High School

	UHS (HOME)		Total FG	Total AT	3-Pts FG	3-Pts AT	FT	AT	Rebounds OF	DF	To	PF	TP	A	TO	BK	ST	MN
30	Lindner, Chris	f	2	7	0	2	0	1	0	0	0	0	4	0	3	0	0	13
42	Roberts, Jim	f	2	8	0	1	2	2	0	4	4	3	6	1	3	0	1	10
44	Dyer, Hethe	c	1	7	0	1	0	0	1	1	2	3	2	1	1	0	0	14
20	Huddleston, Jeff	g	0	1	0	0	0	0	2	1	3	1	0	0	1	0	1	12
22	Brown, Ricky	g	1	4	0	2	0	0	1	0	1	2	2	0	1	0	0	14
34	Roberts, Josh		0	3	0	1	0	0	0	1	1	3	0	1	2	1	1	8
32	Roberts, Daily		1	1	0	0	2	2	0	1	1	0	4	0	1	0	1	6
40	Herron, Ben		0	1	0	1	0	0	1	0	1	1	0	1	0	0	0	3
12	Ballard, Jerry		0	0	0	0	0	0	0	0	0	0	0	0	0	0	0	--
14	Oaks, David		0	0	0	0	0	0	0	0	0	0	0	0	0	0	0	--
24	Hull, Ben		0	0	0	0	0	0	0	0	0	0	0	0	0	0	0	--
33	Huddleston, Chris		0	0	0	0	0	0	0	0	0	0	0	0	0	0	0	--
45	Brewington, Jason		0	0	0	0	0	0	0	0	0	0	0	0	0	0	0	--
50	Lee, Brooks		0	0	0	0	0	0	0	0	0	0	0	0	0	0	0	--
52	Bryant, Shaune		0	0	0	0	0	0	0	0	0	0	0	0	0	0	0	--
	Team Totals								0	1	1				0			
	TOTALS		7	32	0	8	4	5	5	9	14	13	18	4	12	1	4	80

Deadball Rebounds: 0, 0: 0

Tot FG %: 1st Half: 7-32 .219
3-Pt FG %: 1st Half: 0- 8 .000
FT % : 1st Half: 4- 5 .800

PCHS 22 27
UHS 6 12

	1st	2nd	OT	OT	Tot
PCHS	49				49
UHS	18				18

OFFICIALS: Jim Fox, John Bailey, Bill Compton
Technical Fouls:
Attendance: TBA
Comments: 1997 TSSAA Class A Semifinals

OFFICIAL NCAA BASKETBALL BOX SCORE
Perry County High School (37-0)

Site: Murfreesboro, Tenn.
Date: March 15, 1997

	PCHS (VISITORS)		Total FG	Total AT	3-Pts FG	3-Pts AT	FT	AT	Rebounds OF	DF	To	PF	TP	A	TO	BK	ST	MN
12	Rhodes, Mitchell	f	6	11	5	9	0	0	0	2	2	3	17	0	1	0	0	24
33	Jones, Chris	f	6	16	1	3	2	4	6	7	13	1	15	6	0	1	1	29
35	Haston, Kirk	c	4	12	0	0	11	15	8	10	18	5	19	0	0	2	0	27
3	Carroll, Phillip	g	1	4	1	3	1	2	1	1	2	0	4	2	0	0	0	18
40	Brown, Cory	g	6	12	2	3	5	8	1	4	5	3	19	4	1	0	1	29
45	Warren, Blake		0	2	0	0	0	0	2	0	2	0	0	0	3	0	0	7
25	Hamm, Shannon		0	2	0	0	2	2	3	2	5	2	2	0	0	1	0	12
34	Marrs, Chad		0	2	0	2	0	0	0	0	0	1	0	0	0	0	0	4
4	Warren, Josh		1	1	0	0	0	0	0	0	0	0	2	0	0	0	1	2
22	Coble, Nick		1	3	0	0	0	0	1	1	2	1	2	0	1	0	1	2
14	Coble, Burton		0	0	0	0	0	2	0	2	2	0	0	0	0	0	0	1
23	McEwen, Dan		0	0	0	0	0	0	0	0	0	2	0	1	0	0	0	1
30	Pope, Clay		0	0	0	0	0	0	0	0	0	0	0	0	0	0	0	1
41	Mercer, Ben		1	1	0	0	0	0	0	0	0	0	2	0	0	0	0	1
5	Walker, Josh		0	0	0	0	0	0	0	0	0	0	0	0	0	0	0	1
	Team Totals								1	1	2				1			
	TOTALS		26	66	9	20	21	33	23	30	53	18	82	13	7	4	4	160

Deadball Rebounds: 7, 0: 7

Tot FG %:	1st Half: 14-29	.483	2nd Half: 12-37	.324	Game:	.394
3-Pt FG %:	1st Half: 6-13	.462	2nd Half: 3- 7	.429	Game:	.450
FT % :	1st Half: 5- 6	.833	2nd Half: 16-27	.593	Game:	.636

Columbia Academy (28-7)

	CA (HOME)		Total FG	Total AT	3-Pts FG	3-Pts AT	FT	AT	Rebounds OF	DF	To	PF	TP	A	TO	BK	ST	MN
24	Robinson, Price	f	3	13	1	3	1	3	1	5	6	3	8	2	3	1	0	28
44	Stephen, Andy	f	1	3	0	0	0	0	4	4	8	2	2	1	3	0	0	20
34	Lentz, Shane	c	3	12	0	3	1	3	3	6	9	2	7	0	1	2	1	23
10	Sigler, Aaron	g	0	0	0	0	0	0	0	0	0	5	0	1	0	0	1	11
22	Spears, Jamie	g	5	11	3	9	0	1	0	1	1	1	13	0	0	0	0	32
32	Alexander, Jason		1	5	0	1	0	1	2	3	5	2	2	0	1	0	0	10
00	Kloke, David		3	8	2	3	1	2	2	1	3	3	9	4	0	0	1	17
14	Darden, Aaron		0	1	0	1	0	0	0	0	0	5	0	0	0	0	0	8
50	Fuller, Adam		0	2	0	1	1	2	2	0	2	3	1	0	2	0	0	7
42	Massey, Corey		2	2	0	0	1	4	1	2	3	0	5	0	0	0	0	4
20	Oliver, Jonathon		0	1	0	1	0	0	1	0	1	0	0	0	3	0	0	0+
	Team Totals								0	0	0				0			
	TOTALS		18	58	6	22	5	16	16	22	38	26	47	8	13	3	3	160

Deadball Rebounds: 5, 0: 5

Tot FG %:	1st Half: 8-21	.381	2nd Half: 10-37	.270	Game:	.310
3-Pt FG %:	1st Half: 2- 5	.400	2nd Half: 4-17	.235	Game:	.273
FT % :	1st Half: 0- 3	.000	2nd Half: 5-13	.385	Game:	.313

	1st	2nd	OT	OT	Tot
PCHS	39	43			82
CA	18	29			47

OFFICIALS: John Bailey, Steve Long, Donny Joyner
Technical Fouls: Darden,A
Attendance: TBA
Comments: 1997 TSSAA Boys State Tournament -- Class A Championship

PCHS 19 20 18 25
CA 11 7 8 21

OFFICIAL NCAA BASKETBALL BOX SCORE - FIRST HALF

Perry County High School

Date: March 15, 1997

PCHS (VISITORS)			Total FG	Total AT	3-Pts FG	3-Pts AT	FT	AT	Rebounds OF	Rebounds DF	Rebounds To	PF	TP	A	TO	BK	ST	MN
12	Rhodes, Mitchell	f	3	7	3	6	0	0	0	2	2	2	9	0	0	0	0	12
33	Jones, Chris	f	2	6	1	2	0	0	4	2	6	0	5	4	0	0	0	16
35	Haston, Kirk	c	3	7	0	0	3	4	3	6	9	2	9	0	0	0	0	16
3	Carroll, Phillip	g	0	2	0	2	0	0	0	0	0	0	0	2	0	0	0	10
40	Brown, Cory	g	6	7	2	3	2	2	0	3	3	0	16	2	1	0	0	16
45	Warren, Blake		0	0	0	0	0	0	0	0	0	0	0	0	1	0	0	5
25	Hamm, Shannon		0	0	0	0	0	0	0	1	1	2	0	0	0	1	0	5
4	Warren, Josh		0	0	0	0	0	0	0	0	0	0	0	0	0	0	0	--
5	Walker, Josh		0	0	0	0	0	0	0	0	0	0	0	0	0	0	0	--
14	Coble, Burton		0	0	0	0	0	0	0	0	0	0	0	0	0	0	0	--
22	Coble, Nick		0	0	0	0	0	0	0	0	0	0	0	0	0	0	0	--
23	McEwen, Dan		0	0	0	0	0	0	0	0	0	0	0	0	0	0	0	--
30	Pope, Clay		0	0	0	0	0	0	0	0	0	0	0	0	0	0	0	--
34	Marrs, Chad		0	0	0	0	0	0	0	0	0	0	0	0	0	0	0	--
41	Mercer, Ben		0	0	0	0	0	0	0	0	0	0	0	0	0	0	0	--
	Team Totals								0	0	0				0			
	TOTALS		14	29	6	13	5	6	7	14	21	6	39	8	2	1	0	80

Deadball Rebounds: 0, 0: 0

Tot FG %: 1st Half: 14-29 .483
3-Pt FG %: 1st Half: 6-13 .462
FT % : 1st Half: 5- 6 .833

Columbia Academy

CA (HOME)			Total FG	Total AT	3-Pts FG	3-Pts AT	FT	AT	Rebounds OF	Rebounds DF	Rebounds To	PF	TP	A	TO	BK	ST	MN
24	Robinson, Price	f	2	7	1	2	0	2	0	1	1	2	5	1	3	0	0	15
44	Stephen, Andy	f	0	0	0	0	0	0	0	1	1	1	0	1	2	0	0	17
34	Lentz, Shane	c	3	8	0	0	0	1	1	6	7	0	6	0	0	1	1	16
10	Sigler, Aaron	g	0	0	0	0	0	0	0	0	0	3	0	0	0	0	0	15
22	Spears, Jamie	g	3	5	1	3	0	0	0	0	0	0	7	0	0	0	0	16
32	Alexander, Jason		0	0	0	0	0	0	0	0	0	0	0	0	0	0	0	1
00	Kloke, David		0	1	0	0	0	0	0	1	1	0	0	2	0	0	0	1
14	Darden, Aaron		0	0	0	0	0	0	0	0	0	2	0	0	0	0	0	-1
20	Oliver, Jonathon		0	0	0	0	0	0	0	0	0	0	0	0	0	0	0	--
42	Massey, Corey		0	0	0	0	0	0	0	0	0	0	0	0	0	0	0	--
50	Fuller, Adam		0	0	0	0	0	0	0	0	0	0	0	0	0	0	0	--
	Team Totals								0	0	0				0			
	TOTALS		8	21	2	5	0	3	1	9	10	8	18	4	5	1	1	80

Deadball Rebounds: 1, 0: 1

Tot FG %: 1st Half: 8-21 .381
3-Pt FG %: 1st Half: 2- 5 .400
FT % : 1st Half: 0- 3 .000

PCHS 19 20
CA 11 7

	1st	2nd	OT	OT	Tot
PCHS	39				39
CA	18				18

OFFICIALS: John Bailey, Steve Long, Donny Joyner
Technical Fouls:
Attendance: TBA
Comments: 1997 TSSAA Boys State Tournament -- Class A Championship

1996 Class A State Boys' Basketball Tournament

March 13 - March 16, 1996 · Murphy Center - MTSU - Murfreesboro, TN

Game 1
Wed. Mar. 13 11:00 AM

Boyd Buchanan (27-2)	60
Summertown (27-5)	53

Game 2
Wed. Mar. 13 12:45 PM

Peabody (31-1)	62
Pickett Co. (25-7)	47

Game 3
Wed. Mar. 13 2:30 PM

West Carroll (28-3)	71
Gordonsville (20-14)	25

Game 4
Wed. Mar. 13 5:15 PM

Perry Co. (28-2)	77
Hancock Co. (18-17)	55

Game 5
Fri. Mar. 15 11:00 AM

Boyd Buchanan	74
Peabody	73

Game 6
Fri. Mar. 15 12:45 PM

West Carroll	39
Perry Co.	51

Game 7
Sat. Mar. 16 3:00 PM

Boyd Buchanan	48
Perry Co.	47

Boyd Buchanan
STATE CHAMPION

010

OFFICIAL NCAA BASKETBALL BOX SCORE — Site: Murfreesboro, Tenn.

Hancock County High School (18-15) — Date: March 13, 1996

	HCHS (VISITORS)		Total FG	Total AT	3-Pts FG	3-Pts AT	FT	FT AT	Rebounds OF	Rebounds DF	Rebounds To	PF	TP	A	TO	BK	ST	MN
5	Dalton, Lance	f	6	16	3	8	0	0	1	5	6	2	15	3	1	0	0	31
12	Dossett, Ben	f	0	3	0	0	0	0	0	0	0	2	0	2	6	0	0	21
14	Harrison, Steve	c	3	5	0	0	1	2	1	4	5	2	7	1	1	1	0	23
21	Cantwell, Mitch	g	1	3	0	0	0	2	1	0	1	5	2	1	1	0	0	14
44	Bolden, Wayne	g	4	12	0	0	0	0	5	3	8	5	8	1	1	0	2	17
10	Gibson, Toby		1	1	1	1	0	0	0	1	1	1	3	1	1	0	0	7
15	Davis, Allen		0	0	0	0	0	0	0	1	1	0	0	0	1	0	0	3
20	Dalton, Ryan		0	3	0	0	5	6	1	0	1	0	5	0	0	0	1	7
24	Jones, Jerry		3	4	0	0	1	2	2	1	3	3	7	0	0	0	1	13
33	Seal, Chris		0	0	0	0	0	0	1	2	3	0	0	0	0	0	0	4
42	Nichols, Troy		2	6	0	0	1	2	0	1	1	5	5	0	0	0	0	13
45	Dossett, Andy		1	4	1	3	0	0	0	2	2	1	3	1	0	0	0	7
	Team Totals								1	0	1				0			
	TOTALS		21	57	5	12	8	14	13	20	33	26	55	10	12	1	4	160

Deadball Rebounds: 2, 0: 2

Tot FG %:	1st Half:	9-26	.346	2nd Half: 12-31	.387	Game: .368
3-Pt FG %:	1st Half:	1- 2	.500	2nd Half: 4-10	.400	Game: .417
FT % :	1st Half:	2- 4	.500	2nd Half: 6-10	.600	Game: .571

Perry County High School (29-3)

	PC (HOME)		Total FG	Total AT	3-Pts FG	3-Pts AT	FT	FT AT	Rebounds OF	Rebounds DF	Rebounds To	PF	TP	A	TO	BK	ST	MN
33	Jones, Chris	f	7	10	0	0	2	2	2	6	8	2	16	1	1	1	0	21
35	Haston, Kirk	f	8	11	0	0	6	7	0	6	6	2	22	0	0	2	2	22
40	Brown, Cory	c	1	8	0	2	7	8	2	2	4	0	9	3	3	1	0	24
14	Brown, Nicholas	g	2	3	0	0	3	6	3	0	3	2	7	3	0	0	0	18
23	Morris, Austin	g	0	2	0	1	3	4	2	2	4	0	3	8	1	0	0	24
3	Carroll, Phillip		1	3	1	2	0	0	0	0	0	1	3	3	0	0	0	13
4	Warren, Josh		0	1	0	1	0	0	0	1	1	1	0	0	0	0	0	5
12	Rhodes, Mitchell		1	3	1	1	0	0	0	0	0	1	3	0	1	0	0	7
22	Coble, Nick		0	0	0	0	0	0	0	1	1	1	0	0	1	0	0	1
25	Hamm, Shannon		1	2	0	0	0	0	1	5	6	3	2	0	1	0	0	8
30	Pope, Clay		1	2	0	1	0	1	0	2	2	1	2	0	1	0	0	1
34	Marrs, Chad		0	0	0	0	2	2	0	0	0	0	2	0	0	0	0	1
41	Howard, Mitch		3	3	0	0	2	7	1	2	3	0	8	1	0	0	0	8
44	Dunkle, Caleb		0	1	0	0	0	0	1	0	1	0	0	0	0	0	0	1
45	Warren, Blake		0	0	0	0	0	0	1	0	1	0	0	0	1	0	0	6
	Team Totals								0	0	0				0			
	TOTALS		25	49	2	8	25	37	13	27	40	14	77	19	10	4	2	160

Deadball Rebounds: 3, 0: 3

Tot FG %:	1st Half:	12-23	.522	2nd Half: 13-26	.500	Game: .510
3-Pt FG %:	1st Half:	1- 3	.333	2nd Half: 1- 5	.200	Game: .250
FT % :	1st Half:	17-22	.773	2nd Half: 8-15	.533	Game: .676

	1st	2nd	OT	OT	Tot
HCHS	21	34			55
PC	42	35			77

OFFICIALS: David Gilliam, Phillip Cox, James Hicks

Technical Fouls: none

Attendance: TBA

Comments: 1996 TSSAA Class A Quarterfinals

Score by quarters

HCHS	11	10	10	24
PC	17	25	19	16

010

OFFICIAL NCAA BASKETBALL BOX SCORE - FIRST HALF

Hancock County High School — Date: March 13, 1996

	HCHS (VISITORS)		Total FG	Total AT	3-Pts FG	3-Pts AT	FT	FT AT	Rebounds OF	Rebounds DF	Rebounds To	PF	TP	A	TO	BK	ST	MN
5	Dalton, Lance	f	2	4	1	2	0	0	1	0	1	1	5	2	1	0	0	16
12	Dossett, Ben	f	0	2	0	0	0	0	0	0	0	2	0	1	3	0	0	14
14	Harrison, Steve	c	1	3	0	0	1	2	1	2	3	0	3	0	1	1	0	14
21	Cantwell, Mitch	g	0	0	0	0	0	0	1	0	1	3	0	0	1	0	0	4
44	Bolden, Wayne	g	3	11	0	0	0	0	4	2	6	4	6	1	1	0	2	15
10	Gibson, Toby		0	0	0	0	0	0	0	0	0	0	0	0	0	0	0	--
15	Davis, Allen		0	0	0	0	0	0	0	1	1	0	0	0	1	0	0	3
20	Dalton, Ryan		0	0	0	0	0	0	0	0	0	0	0	0	0	0	0	1
24	Jones, Jerry		1	1	0	0	0	0	0	0	0	1	2	0	0	0	0	4
33	Seal, Chris		0	0	0	0	0	0	0	0	0	0	0	0	0	0	0	--
42	Nichols, Troy		2	5	0	0	1	2	0	1	1	3	5	0	0	0	0	9
45	Dossett, Andy		0	0	0	0	0	0	0	0	0	0	0	0	0	0	0	--
	Team Totals								0	0	0				0			
	TOTALS		9	26	1	2	2	4	7	6	13	14	21	4	8	1	2	80

Deadball Rebounds: 1, 0: 1

Tot FG %: 1st Half: 9-26 .346
3-Pt FG %: 1st Half: 1- 2 .500
FT % : 1st Half: 2- 4 .500

Perry County High School

	PC (HOME)		Total FG	Total AT	3-Pts FG	3-Pts AT	FT	FT AT	Rebounds OF	Rebounds DF	Rebounds To	PF	TP	A	TO	BK	ST	MN
33	Jones, Chris	f	3	6	0	0	2	2	2	6	8	1	8	0	1	1	0	15
35	Haston, Kirk	f	6	8	0	0	6	6	0	2	2	1	18	0	0	2	1	14
40	Brown, Cory	c	0	3	0	1	4	4	1	1	2	0	4	0	2	0	0	14
14	Brown, Nicholas	g	1	2	0	0	3	6	2	0	2	2	5	2	0	0	0	12
23	Morris, Austin	g	0	2	0	1	1	2	2	1	3	0	1	6	1	0	0	15
3	Carroll, Phillip		1	1	1	1	0	0	0	0	0	1	3	2	0	0	0	6
4	Warren, Josh		0	0	0	0	0	0	0	0	0	0	0	0	0	0	0	--
12	Rhodes, Mitchell		0	0	0	0	0	0	0	0	0	0	0	0	0	0	0	--
22	Coble, Nick		0	0	0	0	0	0	0	0	0	0	0	0	0	0	0	--
25	Hamm, Shannon		0	0	0	0	0	0	0	1	1	0	0	0	1	0	0	1
30	Pope, Clay		0	0	0	0	0	0	0	0	0	0	0	0	0	0	0	--
34	Marrs, Chad		0	0	0	0	0	0	0	0	0	0	0	0	0	0	0	--
41	Howard, Mitch		1	1	0	0	1	2	0	0	0	0	3	0	0	0	0	2
44	Dunkle, Caleb		0	0	0	0	0	0	0	0	0	0	0	0	0	0	0	--
45	Warren, Blake		0	0	0	0	0	0	1	0	1	0	0	0	0	0	0	1
	Team Totals								0	0	0				0			
	TOTALS		12	23	1	3	17	22	8	11	19	5	42	10	5	3	1	80

Deadball Rebounds: 2, 0: 2

Tot FG %: 1st Half: 12-23 .522
3-Pt FG %: 1st Half: 1- 3 .333
FT % : 1st Half: 17-22 .773

	1st	2nd	OT	OT	Tot
HCHS	21				21
PC	42				42

OFFICIALS: David Gilliam, Phillip Cox, James Hicks
Technical Fouls:
Attendance: TBA
Comments: CourtSide(tm) software by CompuSTATS / San Diego, CA (619)296-7834

Score by Quarters

HCHS	11	10
PC	17	25

010

OFFICIAL NCAA BASKETBALL BOX SCORE — Site: Murfreesboro, Tenn.

Perry County High School (30-2) — Date: March 15, 1996

PC (VISITORS)			Total FG	Total AT	3-Pts FG	3-Pts AT	FT	FT AT	Rebounds OF	Rebounds DF	Rebounds To	PF	TP	A	TO	BK	ST	MN
33	Jones, Chris	f	3	10	0	0	3	4	2	5	7	0	9	3	1	2	2	32
35	Haston, Kirk	f	13	21	0	0	6	14	4	10	14	4	32	0	3	3	0	32-
40	Brown, Cory	c	1	5	0	0	2	2	1	6	7	2	4	1	3	0	1	32
14	Brown, Nicholas	g	0	1	0	0	3	6	1	3	4	4	3	5	2	0	1	32-
23	Morris, Austin	g	1	2	1	2	0	0	0	3	3	2	3	4	0	0	0	32
03	Carroll, Phillip		--	--	--	--	--	--	--	--	--	--	--	--	--	--	--	DNP
04	Warren, Josh		--	--	--	--	--	--	--	--	--	--	--	--	--	--	--	DNP
12	Rhodes, Mitchell		--	--	--	--	--	--	--	--	--	--	--	--	--	--	--	DNP
22	Coble, Nick		--	--	--	--	--	--	--	--	--	--	--	--	--	--	--	DNP
25	Hamm, Shannon		0	0	0	0	0	0	0	1	1	0	0	0	0	0	0	0+
30	Pope, Clay		--	--	--	--	--	--	--	--	--	--	--	--	--	--	--	DNP
34	Marrs, Chad		--	--	--	--	--	--	--	--	--	--	--	--	--	--	--	DNP
41	Howard, Mitch		0	0	0	0	0	0	0	0	0	0	0	0	0	0	0	0+
44	Dunkle, Caleb		--	--	--	--	--	--	--	--	--	--	--	--	--	--	--	DNP
45	Warren, Blake		0	0	0	0	0	0	0	0	0	0	0	0	0	0	0	0+
	Team Totals								1	1	2				0			
	TOTALS		18	39	1	2	14	26	9	29	38	12	51	13	9	5	4	160

Deadball Rebounds: 6, 0: 6

Tot FG %:	1st Half:	8-22	.364	2nd Half:	10-17	.588	Game:	.462
3-Pt FG %:	1st Half:	1- 2	.500	2nd Half:	0- 0	.000	Game:	.500
FT % :	1st Half:	3- 6	.500	2nd Half:	11-20	.550	Game:	.538

West Carroll High School (29-4)

WCHS (HOME)			Total FG	Total AT	3-Pts FG	3-Pts AT	FT	FT AT	Rebounds OF	Rebounds DF	Rebounds To	PF	TP	A	TO	BK	ST	MN
22	Carter, Travis	f	2	13	1	7	4	4	7	6	13	4	9	0	1	0	0	30
23	Word, Joe	f	1	6	1	6	1	2	2	2	4	2	4	3	2	1	2	32-
33	Clark, Tim	c	1	6	0	1	2	4	2	5	7	5	4	0	2	4	0	27
5	Hillsman, Terrance	g	1	7	1	7	0	0	1	0	1	3	3	1	2	0	2	32
10	Williams, LaShaun	g	8	20	0	0	3	6	6	5	11	5	19	0	3	1	3	32
20	Berry, Korval		0	3	0	3	0	0	1	0	1	0	0	0	0	0	0	5
31	Willis, Kendall		0	2	0	2	0	0	0	0	0	1	0	0	0	0	0	3
04	Dunbar, Chad		--	--	--	--	--	--	--	--	--	--	--	--	--	--	--	DNP
11	Morris, Anthony		--	--	--	--	--	--	--	--	--	--	--	--	--	--	--	DNP
14	Vonner, Jeremy		--	--	--	--	--	--	--	--	--	--	--	--	--	--	--	DNP
15	Taylor, Jason		0	0	0	0	0	0	0	0	0	0	0	0	0	0	0	0+
24	Galbreath, John		--	--	--	--	--	--	--	--	--	--	--	--	--	--	--	DNP
25	Bryant, David		--	--	--	--	--	--	--	--	--	--	--	--	--	--	--	DNP
32	Dunlap, Dangelo		--	--	--	--	--	--	--	--	--	--	--	--	--	--	--	DNP
	Team Totals								1	0	1				0			
	TOTALS		13	57	3	26	10	16	20	18	38	20	39	4	10	6	7	160

Deadball Rebounds: 1, 0: 1

Tot FG %:	1st Half:	2-26	.077	2nd Half:	11-31	.355	Game:	.228
3-Pt FG %:	1st Half:	1-11	.091	2nd Half:	2-15	.133	Game:	.115
FT % :	1st Half:	5- 6	.833	2nd Half:	5-10	.500	Game:	.625

	1st	2nd	OT	OT	Tot
PC	20	31			51
WCHS	10	29			39

OFFICIALS: Barry Mathis, David Gilliam, Stacey Rymer

Technical Fouls: none

Attendance: TBA

Comments: 1996 TSSAA Class A Semifinals

PCHS	12	8	11	20
WCHS	5	5	12	17

010

OFFICIAL NCAA BASKETBALL BOX SCORE - FIRST HALF

Perry County High School

Date: March 15, 1996

PC (VISITORS)			Total FG	Total AT	3-Pts FG	3-Pts AT	FT	FT AT	Rebounds OF	Rebounds DF	Rebounds To	PF	TP	A	TO	BK	ST	MN
33	Jones, Chris	f	1	7	0	0	0	0	1	3	4	0	2	1	0	2	2	16
35	Haston, Kirk	f	5	9	0	0	1	2	1	3	4	0	11	0	1	1	0	16
40	Brown, Cory	c	1	4	0	0	0	0	1	4	5	1	2	1	2	0	0	16
14	Brown, Nicholas	g	0	0	0	0	2	4	0	1	1	2	2	4	1	0	1	16
23	Morris, Austin	g	1	2	1	2	0	0	0	3	3	1	3	2	0	0	0	16
3	Carroll, Phillip		0	0	0	0	0	0	0	0	0	0	0	0	0	0	0	--
4	Warren, Josh		0	0	0	0	0	0	0	0	0	0	0	0	0	0	0	--
12	Rhodes, Mitchell		0	0	0	0	0	0	0	0	0	0	0	0	0	0	0	--
22	Coble, Nick		0	0	0	0	0	0	0	0	0	0	0	0	0	0	0	--
25	Hamm, Shannon		0	0	0	0	0	0	0	1	1	0	0	0	0	0	0	--
30	Pope, Clay		0	0	0	0	0	0	0	0	0	0	0	0	0	0	0	--
34	Marrs, Chad		0	0	0	0	0	0	0	0	0	0	0	0	0	0	0	--
41	Howard, Mitch		0	0	0	0	0	0	0	0	0	0	0	0	0	0	0	--
44	Dunkle, Caleb		0	0	0	0	0	0	0	0	0	0	0	0	0	0	0	--
45	Warren, Blake		0	0	0	0	0	0	0	0	0	0	0	0	0	0	0	--
	Team Totals								1	1	2				0			
	TOTALS		8	22	1	2	3	6	4	16	20	4	20	8	4	3	3	80

Deadball Rebounds: 2, 0: 2

Tot FG %: 1st Half: 8-22 .364
3-Pt FG %: 1st Half: 1- 2 .500
FT % : 1st Half: 3- 6 .500

West Carroll High School

WCHS (HOME)			Total FG	Total AT	3-Pts FG	3-Pts AT	FT	FT AT	Rebounds OF	Rebounds DF	Rebounds To	PF	TP	A	TO	BK	ST	MN
22	Carter, Travis	f	1	8	1	5	4	4	5	4	9	1	7	0	1	0	0	16
23	Word, Joe	f	0	2	0	2	0	0	1	1	2	0	0	1	2	1	2	16
33	Clark, Tim	c	1	5	0	1	1	2	0	4	4	2	3	0	1	3	0	16
5	Hillsman, Terrance	g	0	3	0	3	0	0	0	0	0	2	0	0	0	0	1	16
10	Williams, LaShaun	g	0	8	0	0	0	0	3	2	5	2	0	0	2	1	1	16
4	Dunbar, Chad		0	0	0	0	0	0	0	0	0	0	0	0	0	0	0	--
11	Morris, Anthony		0	0	0	0	0	0	0	0	0	0	0	0	0	0	0	--
14	Vonner, Jeremy		0	0	0	0	0	0	0	0	0	0	0	0	0	0	0	--
15	Taylor, Jason		0	0	0	0	0	0	0	0	0	0	0	0	0	0	0	--
20	Berry, Korval		0	0	0	0	0	0	0	0	0	0	0	0	0	0	0	--
24	Galbreath, John		0	0	0	0	0	0	0	0	0	0	0	0	0	0	0	--
25	Bryant, David		0	0	0	0	0	0	0	0	0	0	0	0	0	0	0	--
31	Willis, Kendall		0	0	0	0	0	0	0	0	0	0	0	0	0	0	0	--
32	Dunlap, Dangelo		0	0	0	0	0	0	0	0	0	0	0	0	0	0	0	--
	Team Totals								0	0	0				0			
	TOTALS		2	26	1	11	5	6	9	11	20	7	10	1	6	5	4	80

Deadball Rebounds: 0, 0: 0

Tot FG %: 1st Half: 2-26 .077
3-Pt FG %: 1st Half: 1-11 .091
FT % : 1st Half: 5- 6 .833

	1st	2nd	OT	OT	Tot
PC	20				20
WCHS	10				10

OFFICIALS: Barry Mathis, David Gilliam, Stacey Rymer
Technical Fouls:
Attendance: TBA
Comments: 1996 TSSAA Class A Semifinals

PC 12 8
WCHS 5 5

OFFICIAL NCAA BASKETBALL BOX SCORE — Site: Murfreesboro, Tenn.

Perry County High School (30-3) — Date: March 16, 1996

PC (VISITORS)			Total FG	Total AT	3-Pts FG	3-Pts AT	FT	AT	Rebounds OF	DF	To	PF	TP	A	TO	BK	ST	MN
33	Jones, Chris	f	4	8	0	0	2	4	1	6	7	1	10	1	1	1	1	32
35	Haston, Kirk	f	6	13	0	0	3	6	3	3	6	2	15	0	1	3	0	32-
40	Brown, Cory	c	2	6	0	2	2	3	0	4	4	1	6	3	2	1	3	32
14	Brown, Nicholas	g	4	8	2	3	0	0	0	3	3	5	10	2	3	0	2	31
23	Morris, Austin	g	2	6	2	5	0	0	0	3	3	2	6	7	3	0	4	32
45	Warren, Blake		0	0	0	0	0	0	0	0	0	0	0	0	1	0	0	1
03	Carroll, Phillip		--	--	--	--	--	--	--	--	--	--	--	--	--	--	--	DNP
04	Warren, Josh		--	--	--	--	--	--	--	--	--	--	--	--	--	--	--	DNP
12	Rhodes, Mitchell		--	--	--	--	--	--	--	--	--	--	--	--	--	--	--	DNP
22	Coble, Nick		--	--	--	--	--	--	--	--	--	--	--	--	--	--	--	DNP
25	Hamm, Shannon		--	--	--	--	--	--	--	--	--	--	--	--	--	--	--	DNP
30	Pope, Clay		--	--	--	--	--	--	--	--	--	--	--	--	--	--	--	DNP
34	Marrs, Chad		--	--	--	--	--	--	--	--	--	--	--	--	--	--	--	DNP
41	Howard, Mitch		0	0	0	0	0	0	0	0	0	0	0	0	0	0	0	0+
44	Dunkle, Caleb		--	--	--	--	--	--	--	--	--	--	--	--	--	--	--	DNP
	Team Totals								0	0	0				0			
	TOTALS		18	41	4	10	7	13	4	19	23	11	47	13	11	5	10	160

Deadball Rebounds: 4, 0: 4

Tot FG %:	1st Half:	7-20	.350	2nd Half:	11-21	.524	Game:	.439
3-Pt FG %:	1st Half:	2- 3	.667	2nd Half:	2- 7	.286	Game:	.400
FT % :	1st Half:	2- 5	.400	2nd Half:	5- 8	.625	Game:	.538

Boyd Buchanan High School (30-2)

BBHS (HOME)			Total FG	Total AT	3-Pts FG	3-Pts AT	FT	AT	Rebounds OF	DF	To	PF	TP	A	TO	BK	ST	MN
23	Jones, Chris	f	7	12	5	7	1	1	3	4	7	3	20	2	2	0	1	31
43	Johnson, Hunter	f	2	5	0	0	0	0	3	3	6	2	4	0	2	1	0	32
54	Coppinger, Bopper	c	3	13	2	7	0	0	1	6	7	1	8	2	4	0	2	32
14	Robertson, Justin	g	1	1	0	0	1	2	0	4	4	4	3	4	3	0	4	32
22	Talley, Chris	g	4	10	0	2	2	4	0	2	2	4	10	2	4	0	1	26
24	Blair, Jason		1	1	1	1	0	0	0	1	1	2	3	1	0	0	0	8
20	House, Trey		--	--	--	--	--	--	--	--	--	--	--	--	--	--	--	DNP
25	Plemons, Kevin		--	--	--	--	--	--	--	--	--	--	--	--	--	--	--	DNP
30	Green, Freddie		--	--	--	--	--	--	--	--	--	--	--	--	--	--	--	DNP
33	Harthcock, Aaron		--	--	--	--	--	--	--	--	--	--	--	--	--	--	--	DNP
41	Dunn, Matt		--	--	--	--	--	--	--	--	--	--	--	--	--	--	--	DNP
42	King, Donnie		--	--	--	--	--	--	--	--	--	--	--	--	--	--	--	DNP
52	Simmons, Brad		--	--	--	--	--	--	--	--	--	--	--	--	--	--	--	DNP
	Team Totals								0	1	1				0			
	TOTALS		18	42	8	17	4	7	7	21	28	16	48	11	15	1	8	160

Deadball Rebounds: 1, 0: 1

Tot FG %:	1st Half:	6-20	.300	2nd Half:	12-22	.545	Game:	.429
3-Pt FG %:	1st Half:	4-10	.400	2nd Half:	4- 7	.571	Game:	.471
FT % :	1st Half:	1- 2	.500	2nd Half:	3- 5	.600	Game:	.571

	1st	2nd	OT	OT	Tot
PC	18	29			47
BBHS	17	31			48

OFFICIALS: John Macon, James Hicks, Phillip Cox
Technical Fouls: Talley,C
Attendance: TBA
Comments: 1996 TSSAA Class A Championship

PC	9	9	12	17
BBHS	5	12	11	20

OFFICIAL NCAA BASKETBALL BOX SCORE - FIRST HALF

Perry County High School — Date: March 16, 1996

	PC (VISITORS)		Total FG	Total AT	3-Pts FG	3-Pts AT	FT	FT AT	Rebounds OF	Rebounds DF	Rebounds To	PF	TP	A	TO	BK	ST	MN
33	Jones, Chris	f	2	5	0	0	0	0	1	4	5	0	4	0	1	0	1	16
35	Haston, Kirk	f	1	4	0	0	2	5	2	2	4	2	4	0	1	1	0	16
40	Brown, Cory	c	1	3	0	0	0	0	0	3	3	1	2	2	0	0	1	16
14	Brown, Nicholas	g	1	4	0	0	0	0	0	1	1	0	2	0	1	0	1	16
23	Morris, Austin	g	2	4	2	3	0	0	0	2	2	0	6	3	2	0	2	16
3	Carroll, Phillip		0	0	0	0	0	0	0	0	0	0	0	0	0	0	0	--
4	Warren, Josh		0	0	0	0	0	0	0	0	0	0	0	0	0	0	0	--
12	Rhodes, Mitchell		0	0	0	0	0	0	0	0	0	0	0	0	0	0	0	--
22	Coble, Nick		0	0	0	0	0	0	0	0	0	0	0	0	0	0	0	--
25	Hamm, Shannon		0	0	0	0	0	0	0	0	0	0	0	0	0	0	0	--
30	Pope, Clay		0	0	0	0	0	0	0	0	0	0	0	0	0	0	0	--
34	Marrs, Chad		0	0	0	0	0	0	0	0	0	0	0	0	0	0	0	--
41	Howard, Mitch		0	0	0	0	0	0	0	0	0	0	0	0	0	0	0	--
44	Dunkle, Caleb		0	0	0	0	0	0	0	0	0	0	0	0	0	0	0	--
45	Warren, Blake		0	0	0	0	0	0	0	0	0	0	0	0	0	0	0	--
	Team Totals								0	0	0				0			
	TOTALS		7	20	2	3	2	5	3	12	15	3	18	5	5	1	5	80

Deadball Rebounds: 2, 0: 2

Tot FG %: 1st Half: 7-20 .350
3-Pt FG %: 1st Half: 2- 3 .667
FT % : 1st Half: 2- 5 .400

Boyd Buchanan High School

	BBHS (HOME)		Total FG	Total AT	3-Pts FG	3-Pts AT	FT	FT AT	Rebounds OF	Rebounds DF	Rebounds To	PF	TP	A	TO	BK	ST	MN
23	Jones, Chris	f	4	7	3	4	0	0	1	2	3	2	11	0	1	0	0	14
43	Johnson, Hunter	f	0	0	0	0	0	0	0	0	0	1	0	0	1	1	0	16
54	Coppinger, Bopper	c	1	9	1	4	0	0	1	4	5	1	3	1	2	0	1	16
14	Robertson, Justin	g	0	0	0	0	0	0	0	4	4	2	0	2	0	0	2	16
22	Talley, Chris	g	1	4	0	2	1	2	0	0	0	2	3	1	2	0	0	15
20	House, Trey		0	0	0	0	0	0	0	0	0	0	0	0	0	0	0	--
24	Blair, Jason		0	0	0	0	0	0	0	1	1	0	0	1	0	0	0	3
25	Plemons, Kevin		0	0	0	0	0	0	0	0	0	0	0	0	0	0	0	--
30	Green, Freddie		0	0	0	0	0	0	0	0	0	0	0	0	0	0	0	--
33	Harthcock, Aaron		0	0	0	0	0	0	0	0	0	0	0	0	0	0	0	--
41	Dunn, Matt		0	0	0	0	0	0	0	0	0	0	0	0	0	0	0	--
42	King, Donnie		0	0	0	0	0	0	0	0	0	0	0	0	0	0	0	--
52	Simmons, Brad		0	0	0	0	0	0	0	0	0	0	0	0	0	0	0	--
	Team Totals								0	0	0				0			
	TOTALS		6	20	4	10	1	2	2	11	13	8	17	5	6	1	3	80

Deadball Rebounds: 1, 0: 1

Tot FG %: 1st Half: 6-20 .300
3-Pt FG %: 1st Half: 4-10 .400
FT % : 1st Half: 1- 2 .500

	1st	2nd	OT	OT	Tot
PC	18				18
BBHS	17				17

OFFICIALS: John Macon, James Hicks, Phillip Cox
Technical Fouls:
Attendance: TBA
Comments: 1996 TSSAA Class A Championship

PC 9 9
BBHS 5 12

1995 Class A State Boys' Basketball Tournament

March 15 - March 18, 1995 · Murphy Center - MTSU - Murfreesboro, TN

Game 1
Wed. Mar. 15 11:00 AM

Powell Valley (31-1)	81
Brentwood Academy (24-7)	53

Game 2
Wed. Mar. 15 12:45 PM

Pickett Co. (32-3)	62
Perry Co. (28-3)	49

Game 3
Wed. Mar. 15 2:30 PM

Adamsville (27-3)	66
Knoxville Webb (23-3)	54

Game 4
Wed. Mar. 15 5:15 PM

West Carroll (24-2)	60
Moore Co. (24-7)	58

Game 5
Fri. Mar. 17 11:00 AM

Powell Valley	50
Pickett Co.	73

Game 6
Fri. Mar. 17 12:45 PM

Adamsville	59
West Carroll	53

Game 7
Sat. Mar. 18 3:00 PM

Pickett Co.	70
Adamsville	60

Pickett Co.
STATE CHAMPION

.010

OFFICIAL NCAA BASKETBALL BOX SCORE — Site: MURFREESBORO, TENN.

PICKETT COUNTY HIGH SCHOOL (33-3) — Date: March 15, 1995

PC (VISITORS)			Total FG	Total AT	3-Pts FG	3-Pts AT	FT	FT AT	Rebounds OF	Rebounds DF	Rebounds To	PF	TP	A	TO	BK	ST	MN
21	SMITH, MATT	f	0	3	0	3	2	2	1	1	2	0	2	1	1	0	3	16
44	AMONETT, JOSEPH	f	5	17	2	11	18	18	2	8	10	3	30	2	4	0	0	32-
10	ROBINSON, BRANDON	c	4	5	0	0	0	1	3	5	8	0	8	0	2	0	3	30
14	REAGAN, TIM	g	1	2	1	2	0	1	0	3	3	2	3	2	0	0	2	28
30	CROUCH, MATT	g	1	9	0	6	4	6	2	2	4	2	6	3	2	0	1	29
00	CONNER, TERRY		0	0	0	0	0	1	0	0	0	0	0	0	0	0	0	1
11	SELLS, JOSH		2	6	1	4	3	5	1	0	1	0	8	0	0	0	3	14
12	PENNYCUFF, TODD		2	5	0	1	1	3	4	1	5	0	5	0	1	0	0	8
20	FLOWERS, BRAD		0	0	0	0	0	0	0	0	0	0	0	0	0	0	0	0+
22	BUTLER, DARREN		0	0	0	0	0	0	0	0	0	0	0	0	0	0	0	0+
33	HARDING, DAVID		0	0	0	0	0	0	0	0	0	0	0	0	0	0	0	0+
	Team Totals								1	0	1				0			
	TOTALS		15	47	4	27	28	37	14	20	34	7	62	8	10	0	12	160

Deadball Rebounds: 1, 1: 2

Tot FG %:	1st Half:	10-28	.357	2nd Half: 5-19	.263	Game: .319
3-Pt FG %:	1st Half:	3-16	.188	2nd Half: 1-11	.091	Game: .148
FT % :	1st Half:	8-13	.615	2nd Half: 20-24	.833	Game: .757

PERRY COUNTY HIGH SCHOOL (28-4)

PCHS (HOME)			Total FG	Total AT	3-Pts FG	3-Pts AT	FT	FT AT	Rebounds OF	Rebounds DF	Rebounds To	PF	TP	A	TO	BK	ST	MN
3	JONES, CHRIS	f	4	9	1	3	2	2	0	3	3	4	11	1	2	0	0	30
22	RHODES, BRYANT	f	1	10	0	2	0	0	0	3	3	5	2	3	6	0	0	30
35	HASTON, KIRK	c	4	7	0	0	0	0	5	8	13	3	8	0	3	1	0	29
12	GRAY, JOE	g	5	10	5	9	0	0	0	4	4	4	15	4	1	0	0	27
23	MORRIS, AUSTIN	g	4	8	3	5	0	0	0	3	3	5	11	0	3	0	2	20
14	BROWN, NICHOLAS		0	2	0	0	0	0	0	1	1	5	0	2	4	0	0	14
33	CLARK, MICHAEL		0	0	0	0	0	0	0	2	2	3	0	0	1	0	0	6
40	BROWN, CORY		1	1	0	0	0	0	2	1	3	3	2	1	1	0	0	4
05	CARROLL, PHILLIP		--	--	--	--	--	--	--	--	--	--	--	--	--	--	--	DNP
25	HAMM, SHANNON		--	--	--	--	--	--	--	--	--	--	--	--	--	--	--	DNP
30	WARD, ADRIAN		--	--	--	--	--	--	--	--	--	--	--	--	--	--	--	DNP
34	MARRS, CHAD		--	--	--	--	--	--	--	--	--	--	--	--	--	--	--	DNP
41	HOWARD, MITCH		--	--	--	--	--	--	--	--	--	--	--	--	--	--	--	DNP
44	TRULL, ADAM		--	--	--	--	--	--	--	--	--	--	--	--	--	--	--	DNP
45	WARREN, BLAKE		--	--	--	--	--	--	--	--	--	--	--	--	--	--	--	DNP
	Team Totals								0	1	1				0			
	TOTALS		19	47	9	19	2	2	7	26	33	32	49	11	21	1	2	160

Deadball Rebounds: 0, 0: 0

Tot FG %:	1st Half:	8-20	.400	2nd Half: 11-27	.407	Game: .404
3-Pt FG %:	1st Half:	4- 6	.667	2nd Half: 5-13	.385	Game: .474
FT % :	1st Half:	2- 2	1.000	2nd Half: 0- 0	.000	Game: 1.000

	1st	2nd	OT	OT	Tot
PC	31	31			62
PCHS	22	27			49

OFFICIALS: LARRY OWENS, LAVON WORKS, LYNN GRIFFITH

Technical Fouls: none

Attendance: TBA

Comments: TSSAA A QUARTERFINALS - AMONETT SETS FT% REC. 18/18

MOST CON 18-18

TOURNAMENT MOST CON. 18

01

CURRENT STATS - HALFTIME CompuSTATS / San Diego,CA (619)296-7834

PICKETT COUNTY HIGH SCHOOL Date: March 15, 1995

PC (VISITORS)		FG	AT	FG	AT	FT	AT	OF	DF	To	PF	TP	A	TO	BK	ST	MN
		Total-3-pts						Rebounds									
21 SMITH,MATT	f	0	1	0	1	0	0	0	1	1	0	0	1	0	0	1*	9
44 AMONETT,JOSEPH	f	5*	13*	2*	8*	6*	6*	2	3*	5*	2*	18*<	0	1*	0	0	16
10 ROBINSON,BRANDON	c	1	2	0	0	0	0	1	2	3	0	2	0	0	0	0	15
14 REAGAN,TIM	g	0	0	0	1	0	1	0	2	2	1	0	2*	0	0	1*	14
30 CROUCH,MATT	g	0	3	0	2	1	2	1	1	2	2*	1	2*	1*	0	1*	13
00 CONNER,TERRY		0	0	0	0	0	1	0	0	0	0	0	0	0	0	0	1
11 SELLS,JOSH		2	4	1	3	1	3	0	0	0	0	6	0	0	0	1*	6
12 PENNYCUFF,TODD		2	5	0	1	0	0	4*	0	4	0	4	0	1*	0	0	6
20 FLOWERS,BRAD		0	0	0	0	0	0	0	0	0	0	0	0	0	0	0	0
22 BUTLER,DARREN		0	0	0	0	0	0	0	0	0	0	0	0	0	0	0	0
33 HARDING,DAVID		0	0	0	0	0	0	0	0	0	0	0	0	0	0	0	0
Team Totals								1	0	1				3			
TOTALS		10	28	3	16	8	13	9	9	18	5	31	5	3	0	4	80

Deadball Rebounds: 1, 1: 2

Tot FG %:	1st Half:	10-28	.357	2nd Half:	0- 0	.000	Game:	.357
3-Pt FG %:	1st Half:	3-16	.188	2nd Half:	0- 0	.000	Game:	.188
FT % :	1st Half:	8-13	.615	2nd Half:	0- 0	.000	Game:	.615

PERRY COUNTY HIGH SCHOOL

PCHS (HOME)		FG	AT	FG	AT	FT	AT	OF	DF	To	PF	TP	A	TO	BK	ST	MN
		Total-3-Pts						Rebounds									
03 JONES,CHRIS	f	1	3	0	1	2*	2*	0	2	2	1	4	1	0	0	0	14
22 RHODES,BRYANT	f	0	5*	0	1	0	0	0	2	2	2	0	2*	5*	0	0	16
35 HASTON,KIRK	c	2	3	0	0	0	0	1*	3*	4*	1	4	0	1	1*	0	13
12 GRAY,JOE	g	3*	4	3*	3*	0	0	0	2	2	3*	9*<	2*	0	0	0	10
23 MORRIS,AUSTIN	g	2	3	1	1	0	0	0	1	1	0	5	0	1	0	1*	12
05 CARROLL,PHILLIP		0	0	0	0	0	0	0	0	0	0	0	0	0	0	0	0
14 BROWN,NICHOLAS		0	2	0	0	0	0	0	0	0	3*	0	2*	2	0	0	8
25 HAMM,SHANNON		0	0	0	0	0	0	0	0	0	0	0	0	0	0	0	0
30 WARD,ADRIAN		0	0	0	0	0	0	0	0	0	0	0	0	0	0	0	0
33 CLARK,MICHAEL		0	0	0	0	0	0	0	1	1	2	0	0	1	0	0	5
34 MARRS,CHAD		0	0	0	0	0	0	0	0	0	0	0	0	0	0	0	0
40 BROWN,CORY		0	0	0	0	0	0	1*	1	2	1	0	0	1	0	0	2
41 HOWARD,MITCH		0	0	0	0	0	0	0	0	0	0	0	0	0	0	0	0
44 TRULL,ADAM		0	0	0	0	0	0	0	0	0	0	0	0	0	0	0	0
45 WARREN,BLAKE		0	0	0	0	0	0	0	0	0	0	0	0	0	0	0	0
Team Totals								0	1	1				11			
TOTALS		8	20	4	6	2	2	2	13	15	13	22	7	11	1	1	80

Deadball Rebounds: 0, 0: 0

Tot FG %:	1st Half:	8-20	.400	2nd Half:	0- 0	.000	Game:	.400
3-Pt FG %:	1st Half:	4- 6	.667	2nd Half:	0- 0	.000	Game:	.667
FT % :	1st Half:	2- 2	1.000	2nd Half:	0- 0	.000	Game:	1.000

* - Denotes high in that category

PCHS: largest lead: 0 No. of leads: 0
PC : largest lead: 9 No. of leads: 2

Lead Changes: 0 No. of Ties: 1

	1	2
Pickett County	16	15
Perry County	12	10

1994 Class A State Boys' Basketball Tournament

March 16 - March 19, 1994 · Murphy Center - MTSU - Murfreesboro, TN

Game 1
Wed. Mar. 16 11:00 AM

BGA (30-4)	76
Chattanooga Christian (26-6)	63

Game 2
Wed. Mar. 16 12:45 PM

Oneida (26-5)	68
Perry Co. (18-13)	65

Game 3
Wed. Mar. 16 2:30 PM

Summertown (19-10)	52
Adamsville (24-6)	51

Game 4
Wed. Mar. 16 5:15 PM

Goodpasture (30-5)	82
Peabody (24-7)	46

Game 5
Fri. Mar. 18 11:00 AM

BGA	82
Oneida	51

Game 6
Fri. Mar. 18 12:45 PM

Summertown	56
Goodpasture	87

OT
Game 7
Sat. Mar. 19 3:00 PM

BGA	65
Goodpasture	62

BGA
STATE CHAMPION

OFFICIAL NCAA BASKETBALL BOX SCORE
Perry County High School (18-14)

Site: Murfreesboro, Tenn.
Date: March 16, 1994

	PCHS (VISITORS)		Total FG	Total AT	3-Pts FG	3-Pts AT	FT	FT AT	Rebounds OF	Rebounds DF	Rebounds To	PF	TP	A	TO	BK	ST	MN
3	Jones, Chris	f	4	6	0	0	0	1	3	6	9	4	8	3	4	3	0	30
22	Rhodes, Bryant	f	7	13	0	0	4	5	1	2	3	4	18	4	5	0	2	29
35	Cotham, Brad	c	6	8	0	0	6	8	4	5	9	5	18	1	0	4	0	23
12	Gray, Joe	g	6	14	1	3	0	1	0	5	5	4	13	1	5	0	2	31
23	Morris, Austin	g	0	1	0	0	0	0	1	2	3	2	0	3	4	0	2	29
14	Brown, Nicholas		1	2	0	0	0	1	0	0	0	0	2	0	3	1	0	7
45	Haston, Kirk		3	3	0	0	0	0	1	1	2	3	6	0	1	0	1	11
04	Tohn, Kenny		--	--	--	--	--	--	--	--	--	--	--	--	--	--	--	DNP
05	Jenks, Kevin		--	--	--	--	--	--	--	--	--	--	--	--	--	--	--	DNP
30	Ward, Adrian		--	--	--	--	--	--	--	--	--	--	--	--	--	--	--	DNP
33	Carroll, Phillip		--	--	--	--	--	--	--	--	--	--	--	--	--	--	--	DNP
34	Marrs, Chad		--	--	--	--	--	--	--	--	--	--	--	--	--	--	--	DNP
40	Clifton, Brian		--	--	--	--	--	--	--	--	--	--	--	--	--	--	--	DNP
41	Ward, Greg		--	--	--	--	--	--	--	--	--	--	--	--	--	--	--	DNP
44	Trull, Adam		--	--	--	--	--	--	--	--	--	--	--	--	--	--	--	DNP
	Team Totals								0	3	3				1			
	TOTALS		27	47	1	3	10	16	10	24	34	22	65	12	23	8	7	160

Deadball Rebounds: 0, 0: 0

Tot. FG %:	1st Half:	14-24	.583	2nd Half:	13-23	.565	Game: .574
3-Pt FG %:	1st Half:	1- 1	1.000	2nd Half:	0- 2	.000	Game: .333
FT % :	1st Half:	1- 3	.333	2nd Half:	9-13	.692	Game: .625

Oneida High School (27-5)

	OHS (HOME)		Total FG	Total AT	3-Pts FG	3-Pts AT	FT	FT AT	Rebounds OF	Rebounds DF	Rebounds To	PF	TP	A	TO	BK	ST	MN
5	Wright, Adam	f	6	11	0	0	1	4	5	2	7	5	13	0	1	0	1	25
35	Shoemaker, Pete	f	1	1	0	0	0	0	3	0	3	5	2	1	0	0	0	8
30	Yaden, Troy	c	9	20	3	6	13	13	3	5	8	1	34	0	2	1	1	32
3	Billingsley, Byron	g	0	9	0	2	5	6	2	2	4	0	5	8	3	0	4	29
11	Seals, Jay	g	1	5	0	1	0	0	1	1	2	3	2	1	1	0	3	25
15	Pennington, Duff		0	0	0	0	0	0	0	0	0	1	0	0	0	0	0	1
23	Pike, Jason		1	5	0	0	4	8	1	1	2	2	6	1	2	1	0	15
25	Thompson, Josh		1	2	0	0	0	1	1	4	5	1	2	1	1	0	3	19
32	Hamilton, Jon		2	2	0	0	0	0	0	0	0	0	4	0	0	0	0	6
04	Malott, Steven		--	--	--	--	--	--	--	--	--	--	--	--	--	--	--	DNP
14	King, Jacob		--	--	--	--	--	--	--	--	--	--	--	--	--	--	--	DNP
22	Shoemaker, Treye		--	--	--	--	--	--	--	--	--	--	--	--	--	--	--	DNP
31	Windle, Kevin		--	--	--	--	--	--	--	--	--	--	--	--	--	--	--	DNP
33	Fults, Jason		--	--	--	--	--	--	--	--	--	--	--	--	--	--	--	DNP
45	Garrett, Gerry		--	--	--	--	--	--	--	--	--	--	--	--	--	--	--	DNP
	Team Totals								2	1	3				0			
	TOTALS		21	56	3	9	23	32	18	16	34	18	68	12	10	2	12	160

Deadball Rebounds: 2, 0: 2

Tot FG %:	1st Half:	10-30	.333	2nd Half:	11-26	.423	Game: .375
3-Pt FG %:	1st Half:	3- 6	.500	2nd Half:	0- 3	.000	Game: .333
FT % :	1st Half:	2- 4	.500	2nd Half:	21-28	.750	Game: .719

	1st	2nd	3	4	Tot.
PCHS	15	15	19	16	65
OHS	6	19	23	20	68

OFFICIALS: Ron Sisk, Paul Grayson, John Hall
Technical Fouls: none
Attendance: TBA
Comments: TSSAA State Tournament

CURRENT STATS - HALFTIME CompuSTATS / San Diego,CA (619)296-7834

Perry County High School Date: March 16, 1994

	PCHS (VISITORS)		FG	AT	FG	AT	FT	AT	OF	DF	To	PF	TP	A	TO	BK	ST	MN
			Total-3-pts						Rebounds									
03	Jones,Chris	f	2	3	0	0	0	0	3*	5*	8*	1	4	2	2	2	0	14
22	Rhodes,Bryant	f	2	5	0	0	0	0	0	2	2	2*	4	3*	3*	0	1*	13
35	Cotham,Brad	c	3	5	0	0	1*	2*	2	4	6	1	7	1	0	3*	0	12
12	Gray,Joe	g	4*	7*	1*	1*	0	0	0	1	1	1	9*<	0	1	0	1*	15
23	Morris,Austin	g	0	1	0	0	0	0	0	0	0	0	0	1	1	0	0	15
04	Tohn,Kenny		0	0	0	0	0	0	0	0	0	0	0	0	0	0	0	0
05	Jenks,Kevin		0	0	0	0	0	0	0	0	0	0	0	0	0	0	0	0
14	Brown,Nicholas		1	1	0	0	0	1	0	0	0	0	2	0	1	1	0	5
30	Ward,Adrian		0	0	0	0	0	0	0	0	0	0	0	0	0	0	0	0
33	Carroll,Phillip		0	0	0	0	0	0	0	0	0	0	0	0	0	0	0	0
34	Marrs,Chad		0	0	0	0	0	0	0	0	0	0	0	0	0	0	0	0
40	Clifton,Brian		0	0	0	0	0	0	0	0	0	0	0	0	0	0	0	0
41	Ward,Greg		0	0	0	0	0	0	0	0	0	0	0	0	0	0	0	0
44	Trull,Adam		0	0	0	0	0	0	0	0	0	0	0	0	0	0	0	0
45	Haston,Kirk		2	2	0	0	0	0	0	1	1	1	4	0	1	0	0	6
	Team Totals								0	0	0				9			
	TOTALS		14	24	1	1	1	3	5	13	18	6	30	7	9	6	2	80

Deadball Rebounds: 0, 0: 0

Tot FG %:	1st Half:	14-24	.583	2nd Half:	0- 0	.000	Game:	.583
3-Pt FG %:	1st Half:	1- 1	1.000	2nd Half:	0- 0	.000	Game:	1.000
FT % :	1st Half:	1- 3	.333	2nd Half:	0- 0	.000	Game:	.333

Oneida High School

	OHS (HOME)		FG	AT	FG	AT	FT	AT	OF	DF	To	PF	TP	A	TO	BK	ST	MN
			Total-3-Pts						Rebounds									
05	Wright,Adam	f	2	5	0	0	0	0	2*	0	2	1	4	0	0	0	1	12
35	Shoemaker,Pete	f	0	0	0	0	0	0	1	0	1	2*	0	0	0	0	0	4
30	Yaden,Troy	c	5*	9*	3*	4*	0	0	0	3*	3*	1	13*<	0	1*	1*	0	16
03	Billingsley,Byron	g	0	6	0	2	0	0	2*	1	3*	0	0	5*	1*	0	1	14
11	Seals,Jay	g	0	3	0	0	0	0	1	1	2	0	0	1	0	0	0	13
04	Malott,Steven		0	0	0	0	0	0	0	0	0	0	0	0	0	0	0	0
14	King,Jacob		0	0	0	0	0	0	0	0	0	0	0	0	0	0	0	0
15	Pennington,Duff		0	0	0	0	0	0	0	0	0	0	0	0	0	0	0	0
22	Shoemaker,Treye		0	1	0	0	0	0	0	0	0	0	0	0	0	0	0	0
23	Pike,Jason		1	3	0	0	2*	4*	0	1	1	1	4	1	1*	1*	0	10
25	Thompson,Josh		1	2	0	0	0	0	1	1	2	1	2	0	0	0	3*	7
31	Windle,Kevin		0	0	0	0	0	0	0	0	0	0	0	0	0	0	0	0
32	Hamilton,Jon		1	1	0	0	0	0	0	0	0	0	2	0	0	0	0	4
33	Fults,Jason		0	0	0	0	0	0	0	0	0	0	0	0	0	0	0	0
45	Garrett,Gerry		0	0	0	0	0	0	0	0	0	0	0	0	0	0	0	0
	Team Totals								1	0	1				3			
	TOTALS		10	30	3	6	2	4	8	7	15	6	25	7	3	2	5	80

Deadball Rebounds: 1, 0: 1

Tot FG %:	1st Half:	10-30	.333	2nd Half:	0- 0	.000	Game:	.333
3-Pt FG %:	1st Half:	3- 6	.500	2nd Half:	0- 0	.000	Game:	.500
FT % :	1st Half:	2- 4	.500	2nd Half:	0- 0	.000	Game:	.500

* - Denotes high in that category

OHS : largest lead: 2 No. of leads: 1
PCHS: largest lead: 11 No. of leads: 1

Lead Changes: 0 No. of Ties: 1

	1	2	H
Perry County	15	15	30
Oneida	6	19	25

1989 Class A State Boys' Basketball Tournament

March 15 - March 18, 1989 · Murphy Center - MTSU - Murfreesboro, TN

Game 1
Wed. Mar. 15 11:00 AM

East Robertson (31-4)	68
Bishop Byrne (28-6)	62

Game 2
Wed. Mar. 15 12:45 PM

Perry Co. (22-9)	71
Univ. School - JC (18-16)	61

Game 3
Wed. Mar. 15 2:30 PM

Wayne Co. (28-5)	77
Hume-Fogg (27-5)	73

Game 4
Wed. Mar. 15 5:30 PM

Oliver Springs (27-6)	68
Memphis Prep (11-18)	59

Game 5
Fri. Mar. 17 11:00 AM

East Robertson	63
Perry Co.	61

Game 6
Fri. Mar. 17 12:45 PM

Wayne Co.	66
Oliver Springs	76

Game 7
Sat. Mar. 18 4:00 PM

East Robertson	83
Oliver Springs	62

East Robertson
STATE CHAMPION

OFFICIAL NCAA BASKETBALL BOX SCORE

Date 3/15/89 Site Murfreesboro, Tenn.

VISITORS (Last Name, First)

No.	Perry County (23-9)		Total FG FG	Total FG FGA	3-point FG	3-point FGA	FT	FTA	Rebounds Off	Rebounds Def	Rebounds Tot	PF	TP	A	TO	BLK	S	MIN
22	Jason Heady	f	4	4	0	0	2	2	2	6	8	1	10	3	0	0	1	
32	Brett McCaig	f	6	10	4	6	2	2	1	4	5	2	18	6	3	0	0	
34	Chris Broadway	c	1	2	0	0	0	0	1	4	5	2	2	0	3	0	0	
35	Stephen Ledbetter	g	5	11	0	0	3	3	4	3	7	3	13	0	1	1	0	
50	Joel Plunkett	g	11	18	0	0	3	3	1	6	7	1	25	3	4	0	3	
25	Michael Dixon		0	1	0	0	3	4	0	2	2	2	3	3	3	0	0	
30	Brent Garrison		0	0	0	0	0	0	0	0	0	0	0	0	0	0	0	
23	Steve Lomax		0	0	0	0	0	0	0	0	0	0	0	0	0	0	0	
33	Jermaine Jones		0	0	0	0	0	0	0	0	0	0	0	0	0	0	0	
14	Buck Trull		0	0	0	0	0	0	0	0	0	0	0	0	0	0	0	
	TEAM REBOUNDS (included in Totals)										2							
	TOTALS		27	46	4	6	13	14	9	25	36	11	71	15	14	1	4	

TOTAL FG %: 1st Half .500 (13-26) 2nd Half .700 (14-20) Game .587
3-Pt. FG %: 1st Half .500 (2-4) 2nd Half 1.000 (2-2) Game .667
FT %: 1st Half 1.000 (1-1) 2nd Half .923 (12-13) Game .929 New Record
Previous .923 Briarcrest, 1983

Deadball Rebounds 1

HOME (Last Name, First)

No.	Johnson City University School (18-17)		Total FG FG	Total FG FGA	3-point FG	3-point FGA	FT	FTA	Rebounds Off	Rebounds Def	Rebounds Tot	PF	TP	A	TO	BLK	S	MIN
00	Alan Brown	f	5	16	2	5	0	0	1	0	1	0	12	3	0	0	1	
10	Scott Wildman	f	0	4	0	3	0	6	1	1	2	1	0	4	0	0	0	
23	Todd Easterling	c	5	12	3	7	0	1	1	3	4	2	13	3	1	0	1	
42	Joey Cowan	g	4	6	0	0	2	2	2	2	4	3	10	0	0	0	1	
55	David Thayer	g	1	3	0	0	0	0	0	0	0	1	2	2	4	0	0	
20	David Crockett		3	9	0	0	2	2	1	3	4	0	8	1	0	1	0	
33	Pat Harmon		0	1	0	0	0	0	1	0	1	3	0	3	0	0	0	
50	Jeff McInturff		4	7	3	6	0	0	1	0	1	0	11	1	0	0	1	
4	David Paduch		1	1	1	1	0	0	0	0	0	0	3	1	0	0	0	
40	Jay Grindstaff		1	1	0	0	0	0	0	0	0	0	2	0	1	0	0	
14	Jon Williams		0	0	0	0	0	0	0	0	0	0	0	0	0	0	0	
30	Brett Carson		0	0	0	0	0	0	0	0	0	1	0	0	0	0	1	
32	Chad Booth		0	0	0	0	0	0	0	0	0	0	0	0	0	0	0	
	TEAM REBOUNDS (included in Totals)										4							
	TOTALS		24	60	9	22	4	11	8	9	21	11	61	18	6	1	5	

TOTAL FG %: 1st Half .417 (10-24) 2nd Half .389 (14-36) Game .400
3-Pt. FG %: 1st Half .333 (2-6) 2nd Half .438 (7-16) Game .409
FT %: 1st Half .800 (4-5) 2nd Half .000 (0-6) Game .364
22-Tied Record

Deadball Rebounds 7

OFFICIALS:

Technical Fouls:

Attendance

SCORE BY PERIODS	1st H.	2nd H.	OT	OT	FINAL
Perry Co.	19-10	19-23			71
Univ. School	15-11	10-25			61

Copyright 1991 National Collegiate Athletic Association

OFFICIAL NCAA BASKETBALL BOX SCORE

Date 3/15/89 Site Murfreesboro, Tenn.

VISITORS (Last Name, First)

No.	Perry County		Total FG FG	Total FG FGA	3-point FG	3-point FGA	FT	FTA	Rebounds Off	Rebounds Def	Rebounds Tot	PF	TP	A	TO	BLK	S	MIN
22	Jason Heady	f	4	4	0	0	0	0	0	1	1	1	8	1	0	0	1	
32	Brett McCaig	f	3	7	2	4	0	0	1	1	2	1	8	1	1	0	0	
34	Chris Broadway	c	0	1	0	0	0	0	1	1	2	0	0	0	1	0	0	
35	Stephen Ledbetter	g	2	7	0	0	1	1	4	2	6	2	5	0	1	0	0	
50	Joel Plunkett	g	4	7	0	0	0	0	0	3	3	1	8	2	2	0	2	
25	Michael Dixon		0	0	0	0	0	0	0	1	1	1	0	2	1	0	0	
30	Brent Garrison		0	0	0	0	0	0	0	0	0	0	0	0	0	0	0	
	TEAM REBOUNDS (included in Totals)										1							
	TOTALS		13	26	2	4	1	1	6	9	16	6	29	6	6	0	3	

TOTAL FG %: 1st Half .500 2nd Half ____ Game ____
3-Pt. FG %: 1st Half .500 2nd Half ____ Game ____
FT %: 1st Half 1.000 2nd Half ____ Game ____

Deadball Rebounds 0

HOME (Last Name, First)

No.	Johnson City University School		Total FG FG	Total FG FGA	3-point FG	3-point FGA	FT	FTA	Rebounds Off	Rebounds Def	Rebounds Tot	PF	TP	A	TO	BLK	S	MIN
00	Alan Brown	f	3	6	1	2	0	0	0	0	0	0	7	1	0	0	0	
10	Scott Wildman	f	0	3	0	2	0	0	0	1	1	0	0	3	0	0	0	
23	Todd Easterling	c	3	5	1	2	0	1	1	2	3	1	7	1	1	0	0	
42	Joey Cowan	g	2	3	0	0	2	2	1	1	2	0	6	0	0	0	0	
55	David Thayer	g	1	2	0	0	0	0	0	0	0	1	2	0	3	0	0	
20	David Crockett		1	4	0	0	2	2	0	2	2	0	4	0	0	0	0	
33	Pat Harmon		0	1	0	0	0	0	1	0	1	0	0	2	0	0	0	
50	Jeff McTaturff		0	0	0	0	0	0	0	0	0	0	0	1	0	0	0	
	TEAM REBOUNDS (included in Totals)										0							
	TOTALS		10	24	2	6	4	5	3	6	9	2	26	8	4	0	0	

TOTAL FG %: 1st Half .417 2nd Half ____ Game ____
3-Pt. FG %: 1st Half .333 2nd Half ____ Game ____
FT %: 1st Half .800 2nd Half ____ Game ____

Deadball Rebounds 3

OFFICIALS: ____

Technical Fouls: ____

Attendance ____

SCORE BY PERIODS	1st H.	2nd H.	OT	OT	FINAL
Perry Co.	19-10				
Univ. School	15-11				

Copyright 1987 National Collegiate Athletic Association

FFICIAL NCAA BASKETBALL BOX SCORE

Date 3/17/89 Site Murfreesboro, Tenn.

VISITORS (Last Name, First)

No.	Perry County		Total FG FG	Total FG FGA	3-point FG	3-point FGA	FT	FTA	Rebounds Off	Rebounds Def	Rebounds Tot	PF	TP	A	TO	BLK	S	MI
22	Jason Heady	f	1	2	0	0	0	0	1	6	7	4	2	2	0	0	0	
32	Brett McCaig	f	9	16	4	7	3	5	3	2	5	3	25	4	3	0	0	
34	Chris Broadway	c	0	4	0	0	0	0	2	2	4	2	0	1	3	0	0	
5	Stephen Ledbetter	g	6	14	0	0	2	3	3	5	8	3	14	0	5	1	0	
50	Joel Plunkett	g	7	14	0	0	6	8	4	3	7	1	20	0	2	0	0	
0	Brent Garrison		0	0	0	0	0	0	1	0	1	0	0	0	0	0	0	
5	Michael Dixon		0	2	0	0	0	0	0	4	4	0	0	5	0	0	0	
	TEAM REBOUNDS (included in Totals)										3							
	TOTALS		23	52	4	7	11	16	14	22	39	13	61	12	13	1	0	

TOTAL FG %: 1st Half .409 (9-22) 2nd Half .467 (14-30) Game .442
3-Pt. FG %: 1st Half .500 (1-2) 2nd Half .600 (3-5) Game .571
FT %: 1st Half .900 (9-10) 2nd Half .333 (2-6) Game .688

Deadball Rebounds 5

OME (Last Name, First)

No.	East Robertson		Total FG FG	Total FG FGA	3-point FG	3-point FGA	FT	FTA	Rebounds Off	Rebounds Def	Rebounds Tot	PF	TP	A	TO	BLK	S	MI
5	David Lucas	f	5	13	1	1	1	1	0	0	0	2	12	4	0	0	2	
0	Tyrone Dotson	f	2	9	1	6	0	0	1	1	2	3	5	6	4	0	1	
32	Phil Goostree	c	5	15	3	9	0	0	2	0	2	2	13	9	1	0	1	
33	Carlus Groves	g	9	14	0	0	1	5	3	6	9	4	19	2	1	5	1	
52	Chris Wall	g	6	7	0	0	2	2	3	5	8	2	14	0	2	1	1	
0	Mike Dotson		0	0	0	0	0	0	0	0	0	0	0	0	0	0	0	
	TEAM REBOUNDS (included in Totals)										2							
	TOTALS		27	58	5	16	4	8	9	12	23	13	63	21	8	6	6	

TOTAL FG %: 1st Half .419 (13-31) 2nd Half .519 (14-27) Game .466
3-Pt. FG %: 1st Half .333 (3-9) 2nd Half .286 (2-7) Game .313
FT %: 1st Half .500 (2-4) 2nd Half .500 (2-4) Game .500

Deadball Rebounds 1

FFICIALS:

SCORE BY PERIODS	1st H.	2nd H.	OT	OT	FINA
Perry Co.	14-14	16-17			61
E. Robertson	16-15	12-20			63

chnical Fouls:

tendance

Copyright 1987 National Collegiate Athletic Association

OFFICIAL NCAA BASKETBALL BOX SCORE

Date 3/17/89 Site Murfreesboro, Tenn.

VISITORS (Last Name, First)

No.	Perry County		Total FG FG	Total FG FGA	3-point FG	3-point FGA	FT	FTA	Rebounds Off	Rebounds Def	Rebounds Tot	PF	TP	A	TO	BLK	S	MIN
22	Jason Heady	f	0	0	0	0	0	0	0	3	3	1	0	1	0	0	0	
32	Brett McCaig	f	4	6	1	2	2	2	2	1	3	2	11	3	2	0	0	
34	Chris Broadway	c	0	1	0	0	0	0	0	1	1	0	0	0	1	0	0	
35	Stephen Ledbetter	g	2	7	0	0	2	2	1	2	3	1	6	0	3	0	0	
10	Joel Plunkett	g	3	8	0	0	5	6	1	3	4	1	11	0	0	0	0	
30	Brent Garrison		0	0	0	0	0	0	1	0	1	0	0	0	0	0	0	
25	Michael Dixon		0	0	0	0	0	0	0	0	0	0	0	1	0	0	0	
	TEAM REBOUNDS (included in Totals)										0							
	TOTALS		9	22	1	2	9	10	5	10	15	5	28	5	6	0	0	

TOTAL FG %: 1st Half .409 2nd Half ____ Game ____

3-Pt. FG %: 1st Half .500 2nd Half ____ Game ____

FT %: 1st Half .900 2nd Half ____ Game ____

Deadball Rebounds 2

HOME (Last Name, First)

No.	East Robertson		Total FG FG	Total FG FGA	3-point FG	3-point FGA	FT	FTA	Rebounds Off	Rebounds Def	Rebounds Tot	PF	TP	A	TO	BLK	S	MIN
5	David Lucas	f	2	7	0	0	0	0	0	0	0	0	4	4	0	0	2	
10	Tyrone Dotson	f	2	6	1	4	0	0	1	1	2	2	5	0	3	0	0	
32	Phil Goostree	c	2	8	2	5	0	0	2	0	2	0	6	4	1	0	0	
33	Carlus Groves	g	4	6	0	0	0	2	2	5	7	2	8	2	0	4	1	
2	Chris Wh 11	g	3	4	0	0	2	2	2	0	2	2	8	0	1	0	0	
	TEAM REBOUNDS (included in Totals)										1							
	TOTALS		13	31	3	9	2	4	7	6	14	6	31	10	5	4	3	

TOTAL FG %: 1st Half .419 2nd Half ____ Game ____

3-Pt. FG %: 1st Half .333 2nd Half ____ Game ____

FT %: 1st Half .500 2nd Half ____ Game ____

Deadball Rebounds 1

OFFICIALS: ____

Technical Fouls: ____

Attendance ____

SCORE BY PERIODS	1st H.	2nd H.	OT	OT	FINAL
Perry County	14-14				
E. Robertson	16-15				

Copyright 1987 National Collegiate Athletic Association

1986 Class A State Boys' Basketball Tournament

March 19 - March 22, 1986 · Vanderbilt Memorial Gym - Nashville, TN



OFFICIAL NCAA BASKETBALL BOX SCORE

Date 3-19-86 Site TSSAA

VISITOR (Last Name, First)

No.	Perry Co.		FG	FGA	FT	FTA	REB	PF	TP	MIN	A	TO	BLK	S
3	vis Phillips	f												
4	rk Beasley	f	3	6	0	2	3	2	6					
21	t Dixon	c	9	19	3	6	2	3	21					
12	vid Fortune	g	0	1	0	0		1	0					
35	rrel Marlin	g												
05	ano Copeland													
2	d Vaughn		4	6	12	12	5	1	10					
33	ic Yurbro													
44	ris Broadway													
55	ith Beasley		6	9	5	5	7	2	17					
01	el Plunkett													
4	rry Cunningham		9	20	6	1	6	0	18					
	TEAM REBOUNDS (Included in Totals)						9							
	TOTALS		31	61	10	16	32	9	72					

FG %: 1st Half ____ 2nd Half ____ Game (31 - 61) (50.8) Deadball

FT %: 1st Half ____ 2nd Half ____ Game 10 - 16 (62.5) Rebounds ____

HOME

No.	East Robertson		FG	FGA	FT	FTA	REB	PF	TP	MIN	A	TO	BLK	S
1	ocs Cook	f												
41	chael Blakemore		1	4	0	0	0	0	2					
2	n Fitz Jones	c	4	10	2	3	1	3	10					
32	nbo Vaughn	g	0	0	0	0	0	0	0					
1	lph Blakemore	g	6	14	0	0	5	4	12					
2	race Smith		5	5	2	4	7	0	12					
32	mes Litley		3	3	0	0	1	3	6					
4	ke Webb		9	17	2	2	4	5	20					
3	J Murphy						1							
21	rrus Hall		3	4	0	1	6	4	6					
01	ke Armstrong													
31	hony Cook													
	TEAM REBOUNDS (Included in Totals)						9							
	TOTALS		31	57	6	10	34	19	68					

FG %: 1st Half ____ 2nd Half ____ Game 31-57 (54.3) Deadball

FT %: 1st Half ____ 2nd Half ____ Game 6-10 (60) Rebounds ____

OFFICIALS: 1

Attendance: NONE

Time: 4:16

SCORE BY PERIODS	1st H.	2nd H.	OT	3rd OT	4th OT	FINAL
East Robert	31	12	16	19	3	68
Perry Co.	14	16	17	18	7	72

Copyright 1984 National Collegiate Athletic Association

OFFICIAL NCAA BASKETBALL BOX SCORE

Date 3-21-86 Site VANDERBILT UNIV.

VISITORS (Last Name, First)

No.	MEMPHIS WESTSIDE	FG	FGA	FT	FTA	REB	PF	TP	MIN	A	TO	BLK	S
10	TONY HENLEY f	0	0	0	0	0	0	0					
11	DAVID HARRIS f	5	10	2	6	10	4	12					
12	SEAN MOORE c	4	11	0	1	2	4	8					
13	TONY HARTS g	0	0	0	2	0	0	0					
14	RICARDO FLETCHER	3	9	3	4	15	5	9					
15	KEITH WATSON	2	10	0	0	4	1	4					
21	BOBBY MOORE	1	2	0	0	4	1	2					
22	STEVEN BOOKER	8	17	6	9	14	2	[illegible]	2				
23	UNDRA BOYKINS	0	0	0	0	0	0	0					
24	MAURICE HOUSTON	1	2	0	0	0	0	2					
25	DARREN WILKINS	2	3	0	1	5	3	4					
	TEAM REBOUNDS (Included in Totals)					3							
	TOTALS	26	64	11	23	57	20	63					

FG %: 1st Half 28.6 (8-28) 2nd Half (18-38) 47.4% Game (26-64) 40.6%
FT %: 1st Half 61.5 (8-13) 2nd Half (3-10) 30% Game (11-23) 47.8%
Deadball Rebounds 5

HOME

No.	PERRY COUNTY	FG	FGA	FT	FTA	REB	PF	TP	MIN	A	TO	BLK	S
13	TRAVIS PHILLIPS	0	1	0	0	0	0	0					
14	DIRK BEASLEY	1	5	0	2	5	2	2					
21	NAT DIXON c	7	19	5	5	4	2	19					
22	DAVID FORTUNE g	0	3	0	0	0	0	0					
25	DARREL MARLIN g	0	1	0	0	0	1	0					
30	SHANE COPELAND	0	3	0	1	2	5	0					
32	ROD VAUGHN	0	3	3	6	4	1	3					
33	ERIC YARBRO	0	0	0	0	1	0	0					
34	CRIS BROADWAY	0	0	0	0	0	0	0					
35	KEITH BEASLEY	1	3	0	0	4	5	2					
40	JOEL PLUNKETT	0	0	0	0	0	1	0					
44	BARRY CUNNINGHAM	6	15	4	7	5	4	16					
	TEAM REBOUNDS (Included in Totals)					7							
	TOTALS	15	53	12	21	32	21	42					

FG %: 1st Half 32.1 (9-28) 2nd Half (6-25) 24% Game (15-53) 28.3%
FT %: 1st Half 60.0 (3-5) 2nd Half (9-16) 56.2% Game (12-21) 57.1%
Deadball Rebounds 3

OFFICIALS:

SCORE BY PERIODS	1st H.	2nd H.	3 OT	4 OT	FINAL
MEMPHIS WESTSIDE	8	16	13	26	63
PERRY COUNTY	8	13	8	13	42

Technical Fouls: Coach - Perry County; David Harris - Westside

Attendance

Copyright 1984 National Collegiate Athletic Association

1985 Class A State Boys' Basketball Tournament

March 13 - March 16, 1985 · Vanderbilt Memorial Gym - Nashville, TN

Game 1
Wed. Mar. 13 11:00 AM

Memphis Westside (22-12)	70
Moore Co. (16-6)	68

Game 2
Wed. Mar. 13 12:45 PM

Jo Byrns (22-11)	48
Unaka (18-13)	41

Game 3
Wed. Mar. 13 2:30 PM

Knoxville Webb (20-11)	58
Perry Co. (27-2)	56

Game 4
Wed. Mar. 13 5:45 PM

Bolton (30-3)	82
Celina (34-1)	63

Game 5
Fri. Mar. 15 11:00 AM

Memphis Westside	97
Jo Byrns	60

Game 6
Fri. Mar. 15 12:45 PM

Knoxville Webb	59
Bolton	65

Game 7
Sat. Mar. 16 4:00 PM

Memphis Westside	67
Bolton	76

Bolton
STATE CHAMPION

OFFICIAL BASKETBALL BOX SCORE

VISITORS (Last Name, First)

No.	WEBB (21-11)		FG	FGA	FT	FTA	REB	PF	TP	MIN	A	TO	BLK	S
12	Jay Hule	f	7	13	5	6	5	5	19					
22	Shane Webb	f	4	6	6	8	3	2	14					
32	Dee Anderson	c	6	12	6	12	7	1	18					
5	Billy Keen	g	0	3	1	5	7	4	1					
10	Mike Guy	g	1	6	1	2	2	3	3					
24	Rick Powell		0	1	0	0	0	1	0					
14	Jay Arking		DNP											
40	Jonathan Burdette		1	1	1	2	4	2	3					
	TEAM REBOUNDS (Included in Totals)						1							
	TOTALS		29	42	20	35	28	18	58					

FG %: 1st Half _____ 2nd Half _____ Game 45.2% Deadball Rebounds 5

FT %: 1st Half _____ 2nd Half _____ Game 57.1%

HOME

No.	Perry County (22-3)		FG	FGA	FT	FTA	REB	PF	TP	MIN	A	TO	BLK	S
22	Terry Dixon		3	7	3	4	4	5	9					
35	Kieth Beasley		6	9	4	9	7	3	16					
53	Scott Jones	c	1	4	1	2	7	5	3					
44	Barry Cunningham	g	3	5	2	2	2	5	8					
21	Nat Dixon	g	5	16	4	4	4	5	14					
40	Garner		1	1	0	0	6	1	2					
34	David Burns		0	4	0	2	1	4	0					
44	Dirk Beasley		0	1	0	0	0	1	0					
25	Kevin Daniel		2	2	0	0	2	1	4					
13	Dayton Lewis		0	1	0	0	1	1	0					
	TEAM REBOUNDS (Included in Totals)						1							
	TOTALS		21	50	14	23	34	31	56					

FG %: 1st Half _____ 2nd Half _____ Game 42% Deadball Rebounds 3

FT %: 1st Half _____ 2nd Half _____ Game 60.8%

OFFICIALS: Leo Martindale Don Colbough

Technical Fouls: None

Attendance 350

Copyright 1993 National Collegiate Athletic Association

SCORE BY PERIODS

	1st	2nd	3rd	4th	OT	FINAL
Webb	12	17	12	17		58
Perry Co	14	9	16	17		56

NCAA QUICKIE BASKETBALL STATISTICS

First Half | Second Half | Final
(Circle one)

	WEBB (Visitors)	PERRY CO (Home)
Team: Score	29	23
Field Goals (Made/Att./Pct.)	12 – 27 – 44.4%	9 – 18 – 50
Free Throws (Made/Att./Pct.)	9 – 11 – 81.8%	5 – 9 – 55.5
Rebounds	14	14
Fouls	8	5

Individual: Scoring Leaders	ANDERSON 10	N. DIXON 10
	WEBB 8	K. BEASLEY 5
Rebounding Leaders	ANDERSON 5	K BEASELY 6
	KEEN 3	DIXON 2
	HUIE 3	JONES 2
Three or More Fouls	NONE	NONE

Shot Chart

Team _____ Team _____

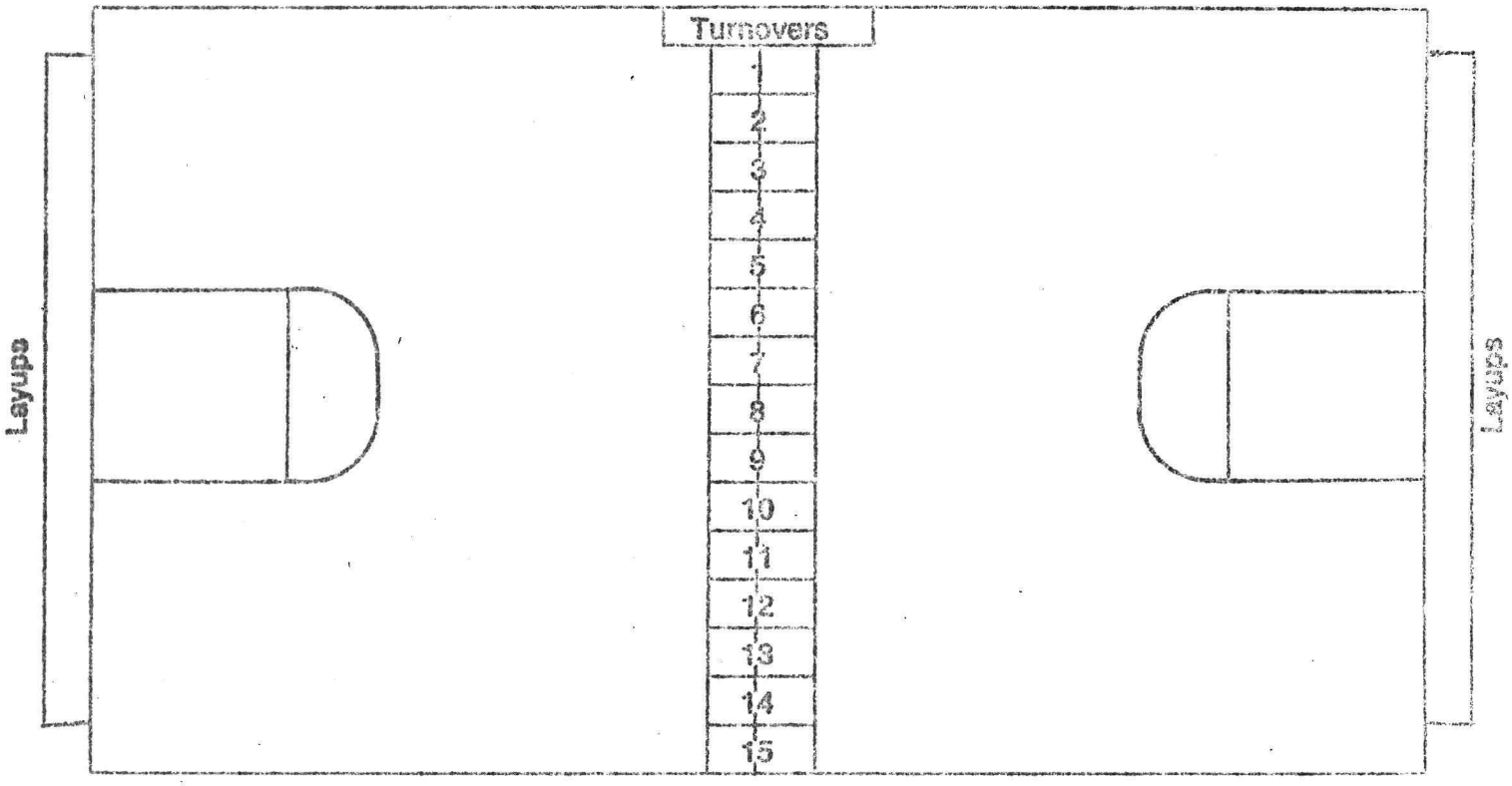

Copyright 1991 National Collegiate Athletic Association

1977 Class A State Boys' Basketball Tournament

March 15 - March 19, 1977 · Murphy Center - MTSU - Murfreesboro, TN

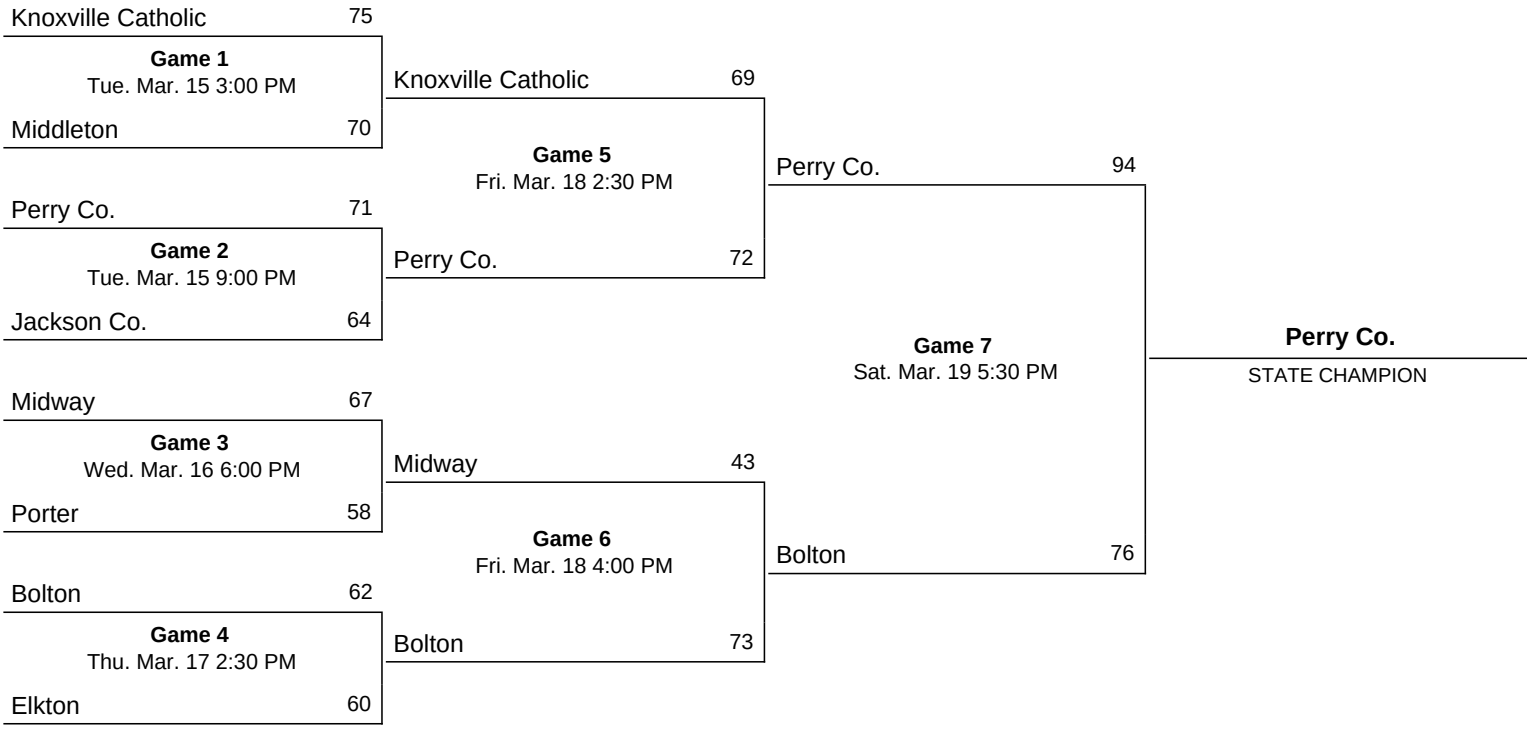

5

OFFICIAL NCAA BASKETBALL BOX SCORE

Date March 15, 1977 Site Murphy Center - at MTSU

VISITORS (Last Name, First)

No.	Perry County "Vikings"		FG	FGA	FT	FTA	REB	PF	TP	A	TO	BLK	S	MIN
20	Mike Rhodes	f	8	17	7	8	10	2	23	1	3			
10	Travis Haymer	f	9	16	0	3	10	3	18	0	1			
24	John Phillips	c	8	14	8	10	10	4	24	0	1			
35	Ricky Wheat	g	1	4	0	0	1	3	2	3	1			
25	Darryl Garrison	g	0	1	2	2	3	3	2	2	6			
22	Thomas Mercer		1	4	0	1	0	1	2	0	0			
45	Jimmy Dixon		0	3	0	0	3	1	0	0	0			
13	Wilber Majors		0	1	0	0	0	1	0	0	0			
33	Ricky Richardson													
34	Kevin Lineberry													
32	Roger Mayberry													
14	Dwight Bates													
	TEAM REBOUNDS (Included in Totals)						5							
	TOTALS		27	60	17	24	41	18	71	6	12			

FG %: 1st Half [redacted] 2nd Half (9-29) 31.0 Game 45.0

FT %: 1st Half 81.3 (13-16) 2nd Half Game 70.8

Deadball Rebounds 2

HOME

No.	Jackson County "Blue Devils"		FG	FGA	FT	FTA	REB	PF	TP	A	TO	BLK	S	MIN
14	Bruce Johnson	f	7	16	1	3	9	5	15	1	1			
10	Gary Keith	f	4	7	2	2	1	2	10	3	4			
24	Paul Anderson	c	3	4	1	1	2	5	7	1	4			
44	Randy Herring	g	9	16	4	6	11	2	22	3	4			
22	Tim Bowman	g	2	7	4	7	3	4	8	0	2			
20	Tracy Craighead		1	1	0	0	0	1	2	0	1			
12	Terry Simpson		0	1	0	0	1	0	0	0	0			
40	XXX Apple, Danny													
32	Bill Crowder													
30	David Ward													
50	Bill Smith													
52	James West													
	TEAM REBOUNDS (Included in Totals)						4							
	TOTALS		26	52	12	19	31	19	64	8	16			

FG %: 1st Half 57.1 (12-21) 2nd Half Game 50.0

FT %: 1st Half 50. (4-8) 2nd Half Game 63.1

Deadball Rebounds 2

OFFICIALS: Carroll Kite & George Shuford

Technical Fouls: Perry County Coach.

Attendance 4,923

©by National Collegiate Athletic Association 1976

SCORE BY PERIODS	1st H.	2nd H.	OT	OT	FINAL
Perry County	16-15	16-24			71
Jackson County	11-17	19-17			64

15

OFFICIAL NCAA BASKETBALL BOX SCORE

Date March 18, 1977 Site Murphy Center/MTSU Murfreesboro, Tenn.

VISITORS (Last Name, First)

No.	Perry County "Vikings"		FG	FGA	FT	FTA	REB	PF	TP	A	TO	BLK	S	MIN
20	Mike Rhodes	f	16	28	16	19	12	2	48	1	4			
10	Travis Haymer	f	6	19	0	0	4	3	12	0	1			
24	John Phillips	c	5	6	0	0	3	3	10	0	3			
35	Ricky Wheat	g	0	3	0	0	1	4	0	2	1			
25	Darryl Garrison	g	0	0	0	0	0	5	0	1	1			
22	Thomas Mercer		0	1	2	2	1	0	2	0	3			
45	Jimmy Dixon		0	2	0	0	4	1	0	0	0			
13	Wilbur Majors		0	2	0	1	0	2	0	0	0			
33	Ricky Richardson													
34	Kevin Lineberry													
32	Roger Mayberry													
14	Dwight Bates													
	TEAM REBOUNDS (Included in Totals)						9							
	TOTALS		27	61	18	24	34	20	72	4	13			

FG %: 1st Half (12-28) 42.9 2nd Half _____ Game 44.2

FT %: 1st Half (5-8) 62.5 2nd Half _____ Game 75.0

Deadball Rebounds 1

HOME

No.	Knox. Catholic "Irish"		FG	FGA	FT	FTA	REB	PF	TP	A	TO	BLK	S	MIN
5h	Jeff Shell	f	4	6	0	0	3	5	8	2	0			
35	Eugene Anderson	f	13	17	2	4	8	4	28	1	3			
52	Mike Williams	c	7	12	5	9	7	3	19	2	4			
30	Brad Parker	g	3	3	2	4	1	3	8	3	4			
24	Cedric Thomas	g	1	3	4	8	6	3	6	3	7			
4	Chris Gettlefinger													
10	Shawn Rumboldt		0	0	0	0	0	1	0	0	1			
22	Chucky Tate													
20	Joe Kendra		0	2	0	0	1	3	0	2	2			
44	Chris Miller													
32	Jim McAllister													
40	Phillip McDonald													
	TEAM REBOUNDS (Included in Totals)						7							
	TOTALS		28	43	13	25	33	22	69	13	21			

FG %: 1st Half (14-21) 66.7 2nd Half _____ Game 65.1

FT %: 1st Half (9-14) 64.3 2nd Half _____ Game 52.0

Deadball Rebounds 3

OFFICIALS: Joe Davis & Carroll Kite

Technical Fouls: Perry Cty Coach, Phillips (PC)

Attendance _____

©by National Collegiate Athletic Association 1979

SCORE BY PERIODS

	1st H.	2nd H.	OT	OT	FINAL
Perry County	18-11	17-26			72
Knox Catholic	17-20	15-17			69

19

OFFICIAL NCAA BASKETBALL BOX SCORE

Date March 19, 1977 Site Murfreesboro, Tenn.
MTSU's Murphy Center

VISITORS (Last Name, First)

No.	BOLTON "Wildcats"		FG	FGA	FT	FTA	REB	PF	TP	A	TO	BLK	S	MIN
20	James Wiggins	f	6	13	3	4	4	4	15	0	2			
42	Cedric Dowell	f	2	4	0	0	3	4	4	0	3			
50	Herman Boyd	c	4	8	4	5	13	5	12	0	3			
12	Cecil Dowell	g	5	12	2	5	6	3	12	3	3			
24	Otis Jackson	g	8	17	4	9	5	2	20	2	5			
10	James Beaver		1	4	1	2	2	4	3	1	4			
30	Thomas Williams		3	6	0	0	1	5	6	0	3			
40	Willie Gossett		2	4	0	0	7	3	4	0	2			
44	Quincey Anderson													
52	Keith Dowell													
32	Kraft Shaw		0	0	0	0	0	0	0	0	0			
	TEAM REBOUNDS (Included in Totals)						10							
	TOTALS		32	68	14	25	51	30	76	6	25			

FG %: 1st Half 38.7 (12-31) 2nd Half _____ Game 47.0
FT %: 1st Half 46.1 (6-13) 2nd Half _____ Game 56.0
Deadball Rebounds 6

HOME

No.	PERRY COUNTY "Vikings"		FG	FGA	FT	FTA	REB	PF	TP	A	TO	BLK	S	MIN
20	Mike Rhodes	f	16	29	14	18	11	3	46	3	3			
10	Travis Haymer	f	9	14	2	4	5	2	20	5	3			
24	John Phillips	c	5	6	8	12	6	3	18	0	1			
35	Ricky Wheat	g	1	4	1	2	4	5	3	0	4			
25	Darryl Garrison	g	0	1	0	0	0	3	0	0	3			
22	Thomas Mercer		1	2	2	2	0	1	4	2	5			
45	Jimmy Dixon		0	0	0	0	0	0	0	0	0			
13	Wilbur Majors		1	1	0	0	0	0	2	0	0			
33	Ricky Richardson		0	0	0	0	0	0	0	0	0			
34	Kevin Lineberry'		0	0	0	0	0	0	0	0	0			
32	Roger Mayberry'		0	0	1	2	0	2	1	0	0			
14	Dwight Bates		0	0	0	0	0	0	0	0	0			
	TEAM REBOUNDS (Included in Totals)						7							
	TOTALS		33	57	28	41	33	19	94	10	19			

FG %: 1st Half 64.2 (18-28) 2nd Half _____ Game 57.8
FT %: 1st Half 41.6 (5-12) 2nd Half _____ Game 68.2
Deadball Rebounds 2

OFFICIALS: Carroll Kite & Brent Foster
Technical Fouls: Perry County Coach (2), Bolton Coach
Attendance _____

©by National Collegiate Athletic Association 1976

SCORE BY PERIODS	1st H.	2nd H.	OT	OT	FINAL
Bolton	20-10	25-21			76
Perry County	21-20	15-38			94

1976 Class A State Boys' Basketball Tournament

March 16 - March 20, 1976 · Murphy Center - MTSU - Murfreesboro, TN

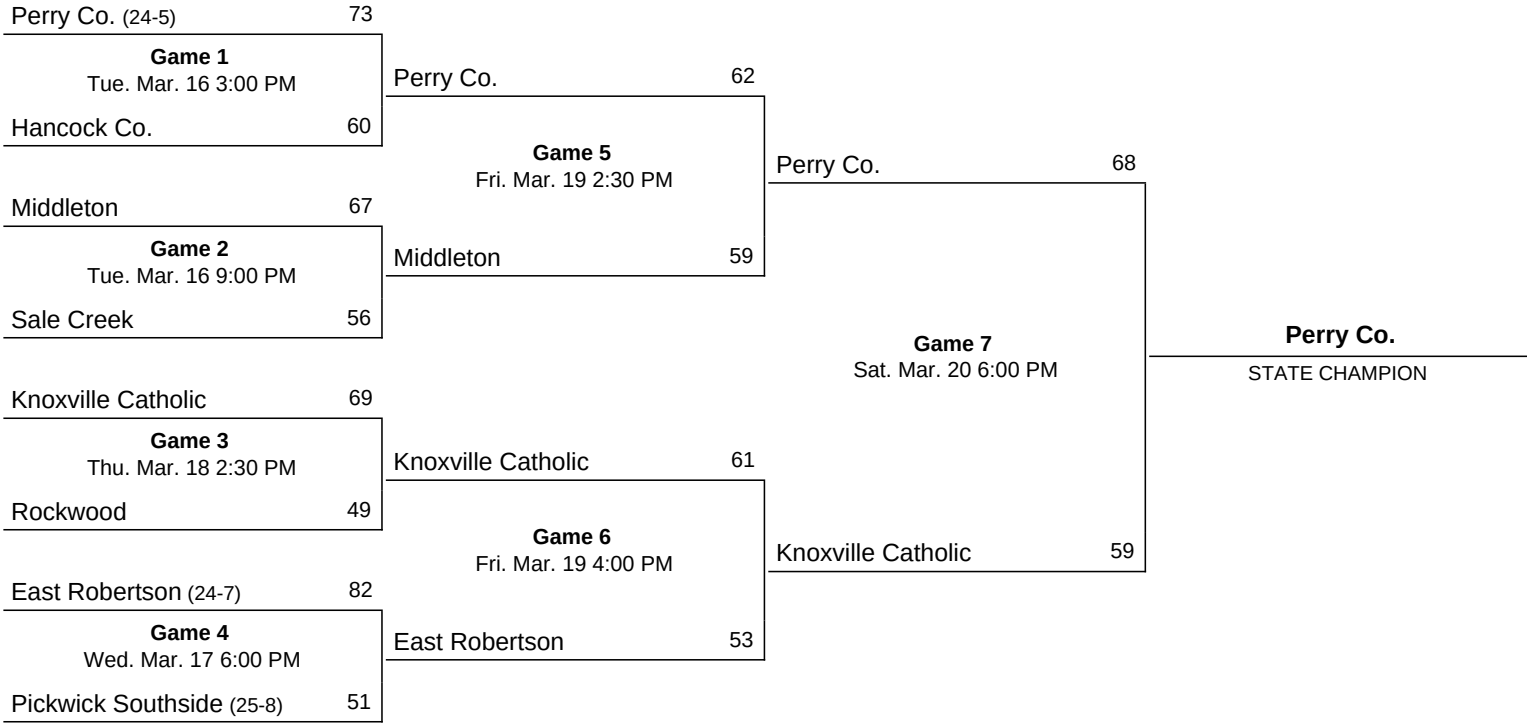

Stats Form 103-A. Order Masters From Ned West, 2660 Acorn Ave., N.E., Atlanta, Ga. 30305

'A' Boys, STATE TOURNAMENT 1st Round

OFFICIAL BASKETBALL BOX

PERRY COUNTY		FIELD GOALS MADE	FIELD GOALS ATT'D.	FREE THROWS MADE	FREE THROWS ATT'D.	RE-BOUNDS	ASS'TS	PER. FOULS	TOTAL POINTS	TURN-OVERS	MINS. PLAYED
MIKE RHODES	20	11	25	7	9	14	3	5	29	6	
JACKEY GRAHAM	45	2	5	0	0	2	0	2	4	1	
JOHN PHILLIPS	24	0	2	3	4	2	0	2	3	0	
MIKE POLAN	22	2	8	1	2	1	2	4	5	1	
JIMMY HINSON	15	6	14	0	2	3	1	1	12	3	
WALLY CARROLL	14	3	5	0	1	1	2	1	6	1	
TRAVIS HAYMER	10	4	8	0	0	2	0	1	8	0	
DAVID WEATHERLY	35	3	5	0	0	10	0	2	6	1	
KENNY TUCKER	25										
RICKY RICHARDSON	33										
WILBUR MAJORS	13										
THOMAS MERCER	32										
TOTALS		31	72	11	18	37	8	18	73	13	

PERCENTAGES: FGs: 1st H. 17/36 - 48.6% 2nd H. _____ Game 43.1
FTs: 1st H. 6/10 - 60% 2nd H. _____ Game 61.1

Shots Missed 48
Team Rebounds 2
Dead Balls (2)

HANCOCK		FIELD GOALS MADE	FIELD GOALS ATT'D.	FREE THROWS MADE	FREE THROWS ATT'D.	RE-BOUNDS	ASS'TS	PER. FOULS	TOTAL POINTS	TURN-OVERS	MINS. PLAYED
DON RHEA	43	3	5	1	2	6	0	5	7	6	
MIKE HARRISON	33	11	20	2	2	22	3	3	24	10	
JAMES WILLIAMS	20	4	7	2	8	10	1	3	11	2	
DALE LIVESAY	55	2	6	2	3	1	1	1	6	9	
KEITH ROBERTS	30	4	11	1	2	4	6	4	9	5	
ALLEN JOHNSON	34	1	2	2	2	0	0	1	4	1	
CARSON BOLDEN	35										
BOB McCOY	45										
TERRY LIVESAY	32										
TOTALS		25	51	10	19	46	11	17	60	33	

PERCENTAGES: FGs: 1st H. 14/27 - 51.9% 2nd H. _____ Game 49.0
FTs: 1st H. 5/7 - 71.4% 2nd H. _____ Game 52.6

Shots Missed 35
Team Rebounds 3
Dead Balls (2)

OFFICIALS Coffman/Smallen

CROWD 2468

DATE 3/16/76

SCORE BY PERIODS

	1	2	3	4	EP	EP	G
PERRY COUNTY	14	26	6	27			73
HANCOCK	14	19	12	15			60

'M' TSSAA Boys SEMIFINALS

Stats Form 103-A. Order Masters From Ned West, 2660 Acorn Ave., N.E., Atlanta, Ga. 30305

OFFICIAL BASKETBALL BOX

	PERRY		FIELD GOALS MADE	FIELD GOALS ATT'D.	FREE THROWS MADE	FREE THROWS ATT'D.	RE-BOUNDS	ASS'TS	PER. FOULS	TOTAL POINTS	TURN-OVERS	MINS. PLAYED
F	MIKE RHODES	20	14	28	2	3	11	2	3	30	5	
F	JACKY GRAHAM	45	0	1	0	0	0	0	1	0	1	
C	JOHN PHILLIPS	24	1	4	0	0	5	0	1	2	1	
G	MIKE POLAN	22	1	9	0	2	4	3	2	2	4	
G	JIMMY HINSON	15	7	16	2	3	5	1	1	16	4	
	WALLY CARROLL	14	0	2	0	1	3	0	5	0	0	
	TRAVIS HAYMER	10	3	7	3	7	10	1	0	9	0	
	DAVID WEATHERLY	35	1	1	1	4	5	0	0	3	1	
	KENNY TUCKER	25										
	RICKY RICHARDSON	33										
	WILBUR MAJORS	13										
	THOMAS MERCER	32										
	TOTALS		27	68	8	20	47	7	13	62	16	

PERCENTAGES: FGs: 1st H____ 2nd H____ Game 39.7
FTs: 1st H____ 2nd H____ Game 40.0

Shots Missed 53
Team Rebounds 4
Dead Balls (1)

	MIDDLETON		FIELD GOALS MADE	FIELD GOALS ATT'D.	FREE THROWS MADE	FREE THROWS ATT'D.	RE-BOUNDS	ASS'TS	PER. FOULS	TOTAL POINTS	TURN-OVERS	MINS. PLAYED
F	PETE GIBBS	15	2	8	1	3	6	3	5	5	5	
F	JOHNNY HAMER	13	3	10	0	0	7	3	3	6	3	
C	JESSE PARKS	33	15	22	0	3	19	0	4	30	3	
G	GREG YOPP	25	0	4	1	1	3	0	2	1	2	
G	RICKY JENKINS	31	7	10	1	4	4	5	4	15	6	
	STEVE CHEAIRS	23	1	1	0	0	0	1	1	2	0	
	THOMAS SMITH	11	0	0	0	0	0	0	2	0	1	
	ERIC BOLDEN	43										
	BO BODIFORD	5										
	GLENN CHILDERS	45										
	JAMES DONALD	35										
	GREG KING	21										
	TOTALS		26	55	3	11	41	12	21	59	20	

PERCENTAGES: FGs: 1st H____ 2nd H____ Game 50.9
FTs: 1st H____ 2nd H____ Game 27.3

Shots Missed 35
Team Rebounds 2
Dead Balls (2)

OFFICIALS Smallen/Bowers
CROWD
DATE 3/19/76 - MTSU

SCORE BY PERIODS	1	2	3	4	EP	EP	G
PERRY	14	18	10	20			62
MIDDLETON	13	13	12	21			59

Stats Form 103-A. Order Masters From Ned West, 2660 Acorn Ave., N.E., Atlanta, Ga. 30305

"A" FINALS TSSAA BOYS STATE TOURNEY

OFFICIAL BASKETBALL BOX

PERRY COUNTY		FIELD GOALS MADE	FIELD GOALS ATT'D.	FREE THROWS MADE	FREE THROWS ATT'D.	RE-BOUNDS	ASS'TS	PER. FOULS	TOTAL POINTS	TURN-OVERS	MINS. PLAYED
MIKE RHODES	20	11	17	10	16	10	4	3	32	4	
JACKY GRAHAM	45	0	0	0	0	0	0	0	0	0	
JOHN PHILLIPS	24	0	1	0	0	0	0	1	0	1	
MIKE POLAN	22	1	3	3	7	2	2	2	5	5	
JIMMY HINSON	15	3	10	7	8	4	5	2	13	6	
WALLY CARROLL	14	1	1	0	0	1	0	1	2	1	
TRAVIS HAYMER	10	2	3	0	0	2	0	3	4	2	
DAVID WEATHERLY	35	6	7	0	1	2	0	4	12	2	
KENNY TUCKER	25	0	0	0	0	0	0	1	0	1	
RICKY RICHARDSON	33	0	0	0	0	0	0	0	0	0	
WILBUR MAJORS	13	0	1	0	0	1	0	0	0	0	
THOMAS MERCER	32	0	0	0	1	0	0	0	0	0	
TOTALS		24	43	20	33	28	11	17	68	22	

PERCENTAGES: FGs: 1st H ____ 2nd H ____ Game 55.8
FTs: 1st H ____ 2nd H ____ Game 60.6

Shots Missed 32
Team Rebounds 6
Dead Balls 11

KNOX. CATHOLIC		FIELD GOALS MADE	FIELD GOALS ATT'D.	FREE THROWS MADE	FREE THROWS ATT'D.	RE-BOUNDS	ASS'TS	PER. FOULS	TOTAL POINTS	TURN-OVERS	MINS. PLAYED
CHRIS GETTELFINGER	5	7	21	9	11	6	4	4	23	5	
CEDRIC THOMAS	25	5	6	3	3	2	0	4	13	5	
MIKE WILLIAMS	53	6	12	2	3	9	1	3	14	2	
TERRY SCHOFIELD	35	1	3	1	2	7	0	1	3	1	
TOM UNDERWOOD	41	0	1	0	0	3	3	3	0	2	
LEONARD MEANS	55	2	3	0	0	1	0	3	4	0	
MIKE JELLICORSE	43	0	1	0	0	0	0	0	0	0	
JOE KENDRA	21	0	0	0	1	1	1	0	0	1	
SHAWN RUMBOLT	11	1	1	0	0	1	0	1	2	0	
JEFF SHELL	51	0	3	0	0	3	0	3	0	1	
JIM McALLISTER	33	0	0	0	0	0	0	0	0	0	
BRAD PARKER	31	0	0	0	0	1	0	2	0	4	
TOTALS		22	51	15	20	38	9	24	59	21	

PERCENTAGES: FGs: 1st H ____ 2nd H ____ Game 43.1
FTs: 1st H ____ 2nd H ____ Game 75.0

Shots Missed 34
Team Rebounds 4
Dead Balls 0

OFFICIALS Coffman/Bowers
CROWD
DATE 3/20/76 - M.T.S.U.

SCORE BY PERIODS	1	2	3	4	EP	EP	G
PERRY	16	16	17	19			68
KNOX. CATHOLIC	11	15	6	27			59

1975 Small Class State Boys' Basketball Tournament

March 12 - March 15, 1975 · Murphy Center - MTSU - Murfreesboro, TN

Game 9
Thu. Mar. 13 2:30 PM

Bolton (32-3)	60
Happy Valley (24-9)	55

Game 10
Thu. Mar. 13 7:30 PM

BGA (25-5)	67
Bledsoe Co. (25-8)	56

Game 11
Wed. Mar. 12 7:30 PM

Denmark West (22-8)	72
Perry Co. (30-2)	71

Game 12
Wed. Mar. 12 2:30 PM

Friendsville (25-6)	61
Sale Creek (33-3)	45

Game 13
Fri. Mar. 14 7:30 PM

Bolton	82
BGA	73

Game 14
Fri. Mar. 14 2:30 PM

Denmark West	64
Friendsville	60

Game 15
Sat. Mar. 15 7:30 PM

Bolton	103
Denmark West	74

Bolton
STATE CHAMPION

CAGE CHART Perry Co. vs Denmark AT TSSAA Boys State DATE 3/12/75 Final

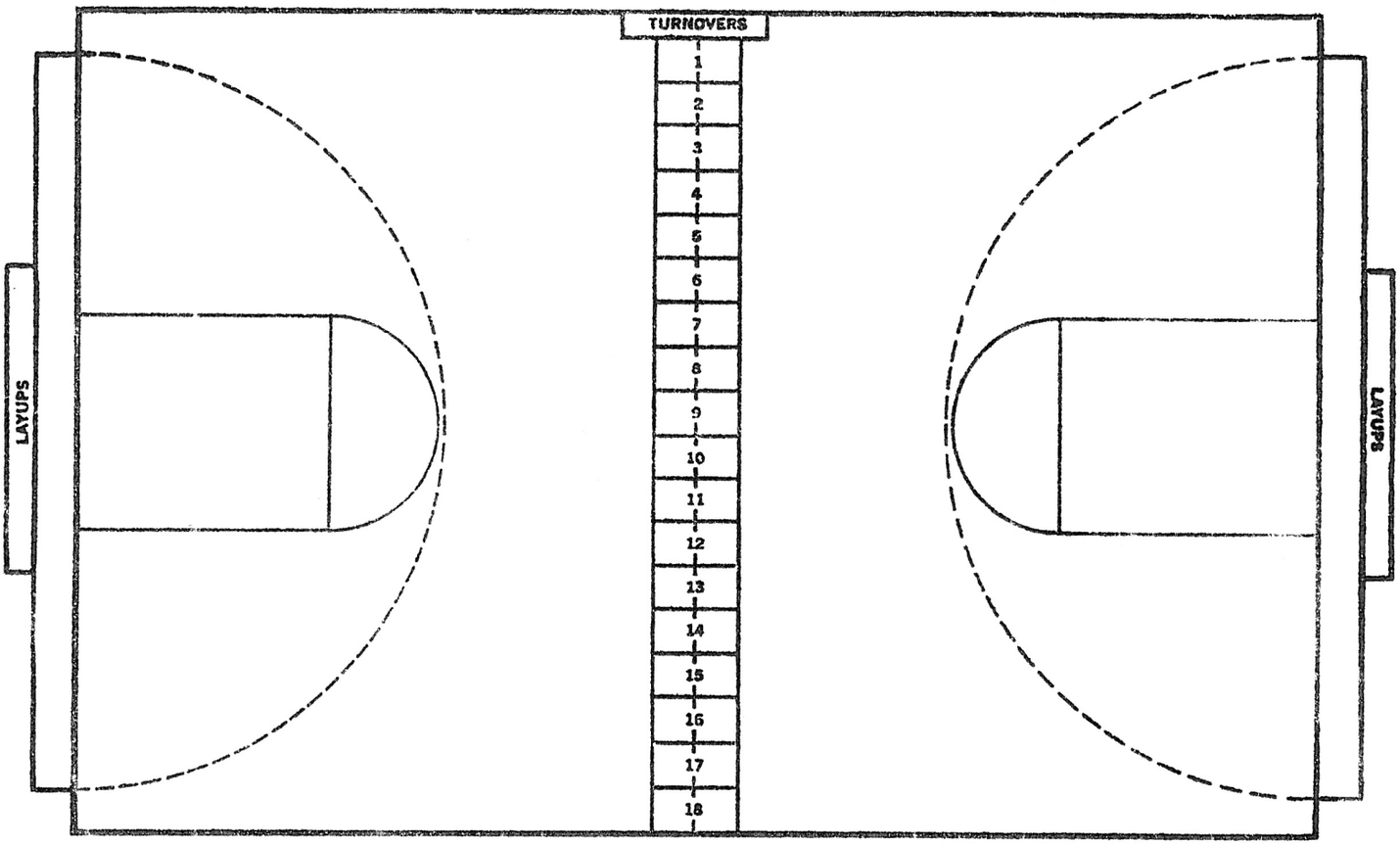

NO.	Perry County	FG—FGA	FT—FTA	RB	P	TP
10	Tubbs, Bobby	6-17	5-7	3	5	17
20	Rhodes, Mike	10-16	3-4	10	3	23
23	Yarbro, Billy	4-10	0-2	15	2	8
31	Mackin, Barry	4-9	3-5	5	3	11
15	Hinson, Jimmy	4-11	4-4	6	3	12
21	Graham, Jackie	0-0	0-0	0	0	0
		-	-			
		-	-			
		-	-			
		-	-			
		-	-			
		-	-			
		-	-			
		-	-			
TOTALS		28-63	15-22	39	16	71
PERCENTS		44.4	68.2	3	TEAM REBOUNDS (NOT IN TOTAL)	

NO.	Denmark West	FG—FGA	FT—FTA	RB	P	TP
12	McBride, Michael	11-23	1-2	2	4	23
34	Hill, Alfred	4-16	2-4	18	4	10
40	Fuller, Jewtroe	1-6	1-2	9	1	3
14	Douglass, Darrell	0-0	0-0	0	0	0
22	Neely, Tony	8-17	4-4	8	5	20
10	Moore, Jimmy	4-12	4-4	0	3	12
20	Fuller, Thomas	1-7	0-1	13	2	2
42	Price, Michael	0-0	0-0	4	1	0
44	Nelson, Dennis	1-2	0-0	1	0	2
		-	-			
		-	-			
		-	-			
		-	-			
		-	-			
TOTALS		30-83	12-17	55	20	72
PERCENTS		36.1	70.6	3	TEAM REBOUNDS (NOT IN TOTAL)	

SCORE BY HALVES: Perry Co 20-23-19-9=71
Denmark 8-21-22-21=72

CAGE CHART Perry Co vs. Denmark AT TSSAA Boys State DATE 3/12/75 HALF 1st

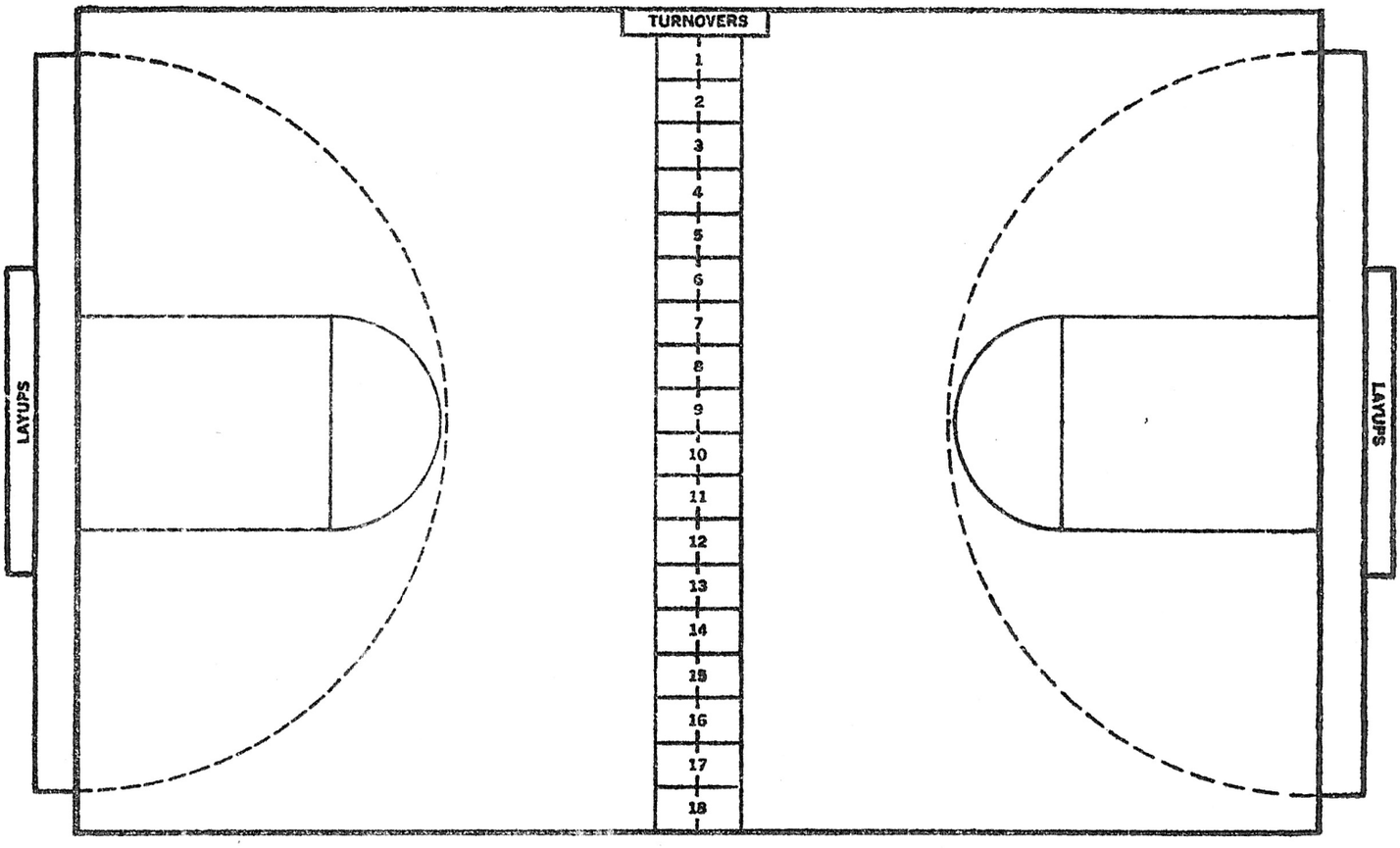

NO.	Perry County	FG—FGA	FT—FTA	RB	P	TP
10	Tubbs, Bobby	2-10	5-7	3	2	9
20	Rhodes, Mike	5-8	2-3	9	1	12
23	Yarbro, Billy	2-5	0-1	8	1	4
31	Mackin, Barry	3-5	2-3	3	2	8
15	Hinson, Jimmy	3-5	4-4	1	1	10
		-	-			
		-	-			
		-	-			
		-	-			
		-	-			
		-	-			
		-	-			
		-	-			
		-	-			
		-	-			
TOTALS		15-33	13-18	24	7	43
PERCENTS		45.5	72.2	3	TEAM REBOUNDS (NOT IN TOTAL)	

NO.	Denmark West	FG—FGA	FT—FTA	RB	P	TP
12	McBride, Michael	4-10	0-0	1	2	8
22	Neely, Tony	3-7	0-0	2	4	6
34	Hill, Alfred	2-11	2-4	10	3	6
14	Douglass, Darrell	0-0	0-0	0	0	0
40	Fuller, Jewtroe	1-6	1-2	8	1	3
20	Fuller, Thomas	0-4	0-1	6	1	0
10	Moore, Jimmie	2-5	2-2	0	3	6
42	Price, Michael	0-0	0-0	1	0	0
		-	-			
		-	-			
		-	-			
		-	-			
		-	-			
		-	-			
TOTALS		12-43	5-9	19	14	29
PERCENTS		27.9	55.6	3	TEAM REBOUNDS (NOT IN TOTAL)	

SCORE BY HALVES: Perry Co - 20-23
Denmark - 8-21

1969 State Boys' Basketball Tournament

March 10 - March 15, 1969

First Round

- Dobyns Bennett (22-12) 55 — **Game 1** Mon. Mar. 10 7:30 PM — Knoxville South (24-10) 49
- Perry Co. (29-4) — **Game 2** Mon. Mar. 10 — Bye
- Melrose — **Game 3** Mon. Mar. 10 — Bye
- Union City — **Game 4** Mon. Mar. 10 — Bye
- Chattanooga Riverside — **Game 5** Mon. Mar. 10 — Bye
- Savannah — **Game 6** Mon. Mar. 10 — Bye
- Lebanon (30-2) — **Game 7** Mon. Mar. 10 — Bye
- Nashville Central (21-8) — **Game 8** Mon. Mar. 10 — Bye
- Columbia (19-3) 63 — **Game 9** Mon. Mar. 10 9 PM — York Institute (25-2) 41
- Austin-East — **Game 10** Mon. Mar. 10 — Bye
- Jackson Merry — **Game 11** Mon. Mar. 10 — Bye
- Gleason — **Game 12** Mon. Mar. 10 — Bye
- Stratford — **Game 13** Mon. Mar. 10 — Bye
- White Station — **Game 14** Mon. Mar. 10 — Bye
- Howard — **Game 15** Mon. Mar. 10 — Bye
- Sullivan Central — **Game 16** Mon. Mar. 10 — Bye

Second Round

- **Game 17** Tue. Mar. 11 9 PM: Dobyns Bennett 61 — Perry Co. 55
- **Game 18** Tue. Mar. 11 7:30 PM: Melrose 77 — Union City 48
- **Game 19** Tue. Mar. 11 2:30 PM: Chattanooga Riverside 69 — Savannah 42
- **Game 20** Tue. Mar. 11 4 PM: Lebanon 45 — Nashville Central 44
- **Game 21** Wed. Mar. 12 2:30 PM: Columbia 53 — Austin-East 77
- **Game 22** Wed. Mar. 12 4 PM: Jackson Merry 78 — Gleason 50
- **Game 23** Wed. Mar. 12 7:30 PM: Stratford 30 — White Station 17
- **Game 24** Wed. Mar. 12 9 PM: Howard 59 — Sullivan Central 52

Quarterfinals

- **Game 25** Thu. Mar. 13 4 PM (OT): Dobyns Bennett 61 — Melrose 63
- **Game 26** Thu. Mar. 13 2:30 PM: Chattanooga Riverside 66 — Lebanon 46
- **Game 27** Thu. Mar. 13 7:30 PM: Austin-East 72 — Jackson Merry 81
- **Game 28** Thu. Mar. 13 9 PM: Stratford 52 — Howard 44

Semifinals

- **Game 29** Fri. Mar. 14 7 PM: Melrose 65 — Chattanooga Riverside 75
- **Game 30** Fri. Mar. 14 8:30 PM: Jackson Merry 48 — Stratford 58

Championship

- **Game 32** Sat. Mar. 15 8:30 PM: Chattanooga Riverside 44 — Stratford 39

Chattanooga Riverside
STATE CHAMPION

Consolation Contests

Mar. 15 7:00 PM Game 31 Third Place **Melrose 92**, Jackson Merry 61 **Stats**

Stats Form 103-A—Order Blanks from Hud Wood, 2030 Adair Avenue, N.E., Atlanta, Georgia 30305

GAME 6

OFFICIAL BASKETBALL BOX

KINGSPORT	FIELD GOALS MADE	FIELD GOALS ATT'D.	FREE THROWS MADE	FREE THROWS ATT'D.	REBOUNDS	ASS'TS	PER. FOULS	TOTAL POINTS	TURNOVERS	MINS. PLAYED
MIKE McDAVID	3	11	3	6	12		2	9		
GEORGE PENN	4	8	2	2	7		1	10		
JERRY THOMPSON	4	11	3	4	4		3	11		
DAVID HUNLEY	5	12	1	1	10		0	11		
RON RELEFORD	3	11	2	3	5		1	8		
ED GILMORE	4	6	0	2	5		4	8		
JIM WOLFE	2	3	0	0	1		1	4		
TOM DUDNEY	0	2	0	0	1		0	0		
JIM HICKMAN	0	1	0	0	0		1	0		
TOTALS	25	65	11	18	45		13	61		

PERCENTAGES: FGs: 1st H 27.0% 2nd H Game 38.5%
FTs: 1st H 50.0% 2nd H Game 61.1%

Shots Missed 47
Team Rebounds 5

LINDEN (PERRY COUNTY)	FIELD GOALS MADE	FIELD GOALS ATT'D.	FREE THROWS MADE	FREE THROWS ATT'D.	REBOUNDS	ASS'TS	PER. FOULS	TOTAL POINTS	TURNOVERS	MINS. PLAYED
JEFFREY BEASLEY	1	4	0	0	0		1	2		
JOHN CHURCHWELL	5	19	2	4	18		3	12		
DAVE RHODES	6	23	7	7	5		1	19		
ANTHONY HASTON	8	13	4	7	16		4	20		
BARRY VAUGHN	0	1	0	0	3		2	0		
RANDAL JONES	0	1	0	0	1		1	0		
JOE MOORE	0	3	0	0	3		0	0		
BOB TURNBOW	0	0	2	2	0		0	2		
TOTALS	20	64	15	20	46		12	55		

PERCENTAGES: FGs: 1st H 24.3% 2nd H Game 31.3%
FTs: 1st H 90.0% 2nd H Game 75.0%

Shots Missed 49
Team Rebounds 1

OFFICIALS SMITH + McDANIEL
CROWD 3500
DATE MARCH 11, 1969

SCORE BY PERIODS	1	2	3	4	EP	EP	G
KINGSPORT	10	14	22	15			61
LINDEN	5	22	16	12			55