Oakland High School
Boys' Basketball
Murfreesboro, TN

POSTSEASON HISTORY REPORT

GENERATED APRIL 24, 2024

Summary

Championship Record: 5-11
Appearances (11): 2019, 2017, 2007, 1996, 1994, 1993, 1991, 1984, 1983, 1982, 1979
Finals Appearances/Runners-up (1): 1984

Finals Appearances

Year	Class	Award	Detail
1984	Class AAA	Team Runner-Up	

Awards

Year	Award	Name	Class
1984	Most Valuable Player	Norris Chesterfield	Class AAA

2019 Class AAA State Boys' Basketball Tournament

March 13 - March 16, 2019 · MTSU - Murphy Center

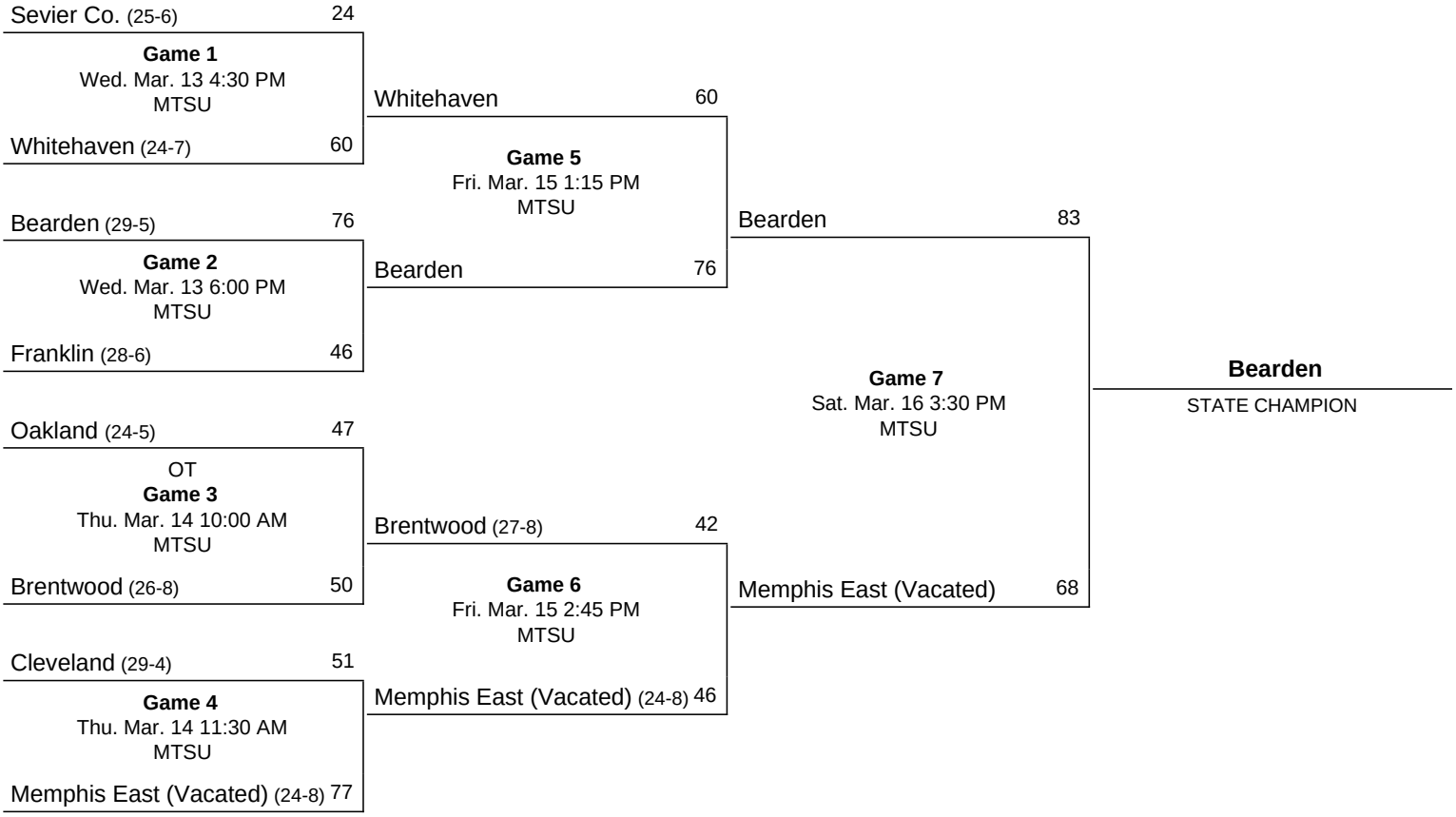

Official Basketball Box Score -- Game Totals -- Final Statistics

Brentwood vs Oakland

03/14/19 10:00 a.m. at Murfreesboro, Tenn. (Murphy Center)

Brentwood 50 • 27-8

##	Player		Total FG-FGA	3-Ptr FG-FGA	FT-FTA	Rebounds Off	Def	Tot	PF	TP	A	TO	Blk	Stl	Min
10	Windley, John	*	3-6	1-4	1-2	0	3	3	1	8	2	1	0	0	34
12	Moore, Preston	*	1-5	0-2	2-3	1	1	2	2	4	3	4	0	2	31
22	Lackey, Harry	*	3-8	0-0	8-9	0	4	4	2	14	2	1	0	1	35
24	Massey, Cole	*	3-8	2-7	0-0	0	4	4	2	8	1	1	2	0	28
34	Mills, Ben	*	2-5	0-0	4-6	2	5	7	2	8	0	1	0	0	34
14	McPherson, Joey		0-1	0-1	0-2	0	0	0	2	0	0	0	0	0	10
20	Burks, Jon Franklin		3-3	2-2	0-0	0	0	0	0	8	1	0	0	0	6
42	Drennan, Evan		0-0	0-0	0-0	0	1	1	0	0	0	0	0	0	2
	Team					1	1	2							
	Totals		15-36	5-16	15-22	4	19	23	11	50	9	8	2	3	180

1st - FG %:	2-8	25.0%	2nd:	1-7	14.3%	3rd:	4-8	50.0%	4th:	6-8	75.0%	Game:	15-36	41.7%	Deadball	
3FG %:	1-3	33.3%		0-5	0.0%		2-5	40.0%		1-1	100.0%		5-16	31.3%	Rebounds	
FT %:	2-4	50.0%		5-7	71.4%		5-6	83.3%		1-3	33.3%		15-22	68.2%	2	

Oakland 47 • 24-6

##	Player		Total FG-FGA	3-Ptr FG-FGA	FT-FTA	Rebounds Off	Def	Tot	PF	TP	A	TO	Blk	Stl	Min
02	Tyler, Ray	*	5-12	1-5	0-0	0	1	1	1	11	0	1	0	1	36
03	McDonald, Dearre	*	6-12	1-3	4-4	1	5	6	3	17	1	2	1	0	27
23	Anderson, DD	*	1-4	0-1	3-4	1	6	7	2	5	2	2	1	0	34
24	Jamison, Jaden	*	3-7	0-2	2-3	0	3	3	0	8	1	1	1	0	34
25	Jackson, Lamarius	*	0-0	0-0	0-0	0	2	2	5	0	0	2	0	0	17
04	Grant, MJ		3-4	0-0	0-2	2	3	5	5	6	1	0	0	1	20
12	Allen, Carrington		0-0	0-0	0-0	0	0	0	1	0	0	1	0	0	5
32	Baughn, Carter		0-1	0-0	0-0	1	1	2	2	0	0	0	0	0	7
	Team					0	1	1							
	Totals		18-40	2-11	9-13	5	22	27	19	47	5	9	3	2	180

1st - FG %:	3-10	30.0%	2nd:	4-8	50.0%	3rd:	4-9	44.4%	4th:	6-10	60.0%	Game:	18-40	45.0%	Deadball	
3FG %:	1-4	25.0%		0-3	0.0%		0-0	0.0%		1-4	25.0%		2-11	18.2%	Rebounds	
FT %:	2-2	100.0%		1-3	33.3%		4-6	66.7%		0-0	0.0%		9-13	69.2%	2	

Officials: Mark Coulter, Randall French, Chris McDaniel
Technical fouls: Brentwood-None. Oakland-None.
Attendance:

Score by periods	1st	2nd	3rd	4th	OT	Total
Brentwood	7	7	15	14	7	**50**
Oakland	9	9	12	13	4	**47**

Brentwood vs Oakland

03/14/19 10:00 a.m. at Murfreesboro, Tenn. (Murphy Center)

1st PERIOD Play-by-Play (Page 1)

HOME TEAM: Oakland	Time	Score	Margin	VISITORS: Brentwood
REBOUND (DEF) by McDonald, Dearre	07:21			MISSED JUMPER by Lackey, Harry
MISSED JUMPER by Jamison, Jaden	07:11			BLOCK by Massey, Cole
	07:10			REBOUND (DEF) by Windley, John
	06:50	0-3	V 3	GOOD! 3 PTR by Massey, Cole
	06:50			ASSIST by Windley, John
GOOD! 3 PTR by Tyler, Ray	05:55	3-3	T 1	
FOUL by Jackson, Lamarius (P1T1)	05:42			
BLOCK by McDonald, Dearre	05:26			MISSED JUMPER by Moore, Preston
REBOUND (DEF) by McDonald, Dearre	05:25			
GOOD! LAYUP by McDonald, Dearre [FB/PNT]	05:21	5-3	H 2	
REBOUND (DEF) by Jamison, Jaden	05:02			MISSED 3 PTR by Windley, John
FOUL by McDonald, Dearre (P1T2)	04:56			
TURNOVR by McDonald, Dearre	04:56			
	04:37			TURNOVR by Windley, John
FOUL by Jackson, Lamarius (P2T3)	04:04			
TURNOVR by Jackson, Lamarius	04:04			
REBOUND (DEF) by Grant, MJ	04:04			MISSED JUMPER by Lackey, Harry
SUB IN : Grant, MJ	04:04			
SUB OUT: Jackson, Lamarius	04:04			
GOOD! FT SHOT by Jamison, Jaden	03:48	6-3	H 3	FOUL by Massey, Cole (P1T1)
GOOD! FT SHOT by Jamison, Jaden	03:48	7-3	H 4	
	03:46			TURNOVR by Moore, Preston
	03:45			FOUL by Moore, Preston (P1T2)
SUB IN : Allen, Carrington	03:45			
SUB OUT: Allen, Carrington	03:44			SUB IN : McPherson, Joey
	03:44			SUB OUT: Moore, Preston
MISSED 3 PTR by Anderson, DD	03:19			
REBOUND (OFF) by Grant, MJ	03:19			
MISSED JUMPER by Tyler, Ray	03:10			REBOUND (DEF) by Massey, Cole
FOUL by Grant, MJ (P1T4)	02:47	7-4	H 3	GOOD! FT SHOT by Lackey, Harry
	02:47	7-5	H 2	GOOD! FT SHOT by Lackey, Harry
MISSED 3 PTR by Jamison, Jaden	02:12			REBOUND (DEF) by Mills, Ben
REBOUND (DEF) by (TEAM)	02:04			MISSED LAYUP by Lackey, Harry
GOOD! JUMPER by Anderson, DD	01:33	9-5	H 4	
ASSIST by Jamison, Jaden	01:33			
REBOUND (DEF) by McDonald, Dearre	01:18			MISSED 3 PTR by Massey, Cole
MISSED 3 PTR by McDonald, Dearre	00:57			REBOUND (DEF) by Massey, Cole
FOUL by McDonald, Dearre (P2T5)	00:53			MISSED FT SHOT by McPherson, Joey
	00:53			REBOUND (OFF) by (DEADBALL)
REBOUND (DEF) by Anderson, DD	00:53			MISSED FT SHOT by McPherson, Joey
SUB IN : Baughn, Carter	00:53			SUB IN : Moore, Preston
SUB OUT: McDonald, Dearre	00:53			SUB IN : Burks, Jon Franklin
	00:53			SUB IN : Drennan, Evan
	00:53			SUB OUT: Mills, Ben
	00:53			SUB OUT: Massey, Cole
	00:53			SUB OUT: Windley, John
MISSED JUMPER by Grant, MJ	00:31			
REBOUND (OFF) by Anderson, DD	00:31			
MISSED LAYUP by Baughn, Carter	00:20			REBOUND (DEF) by Drennan, Evan
FOUL by Baughn, Carter (P1T6)	00:20			
	00:20			SUB IN : Massey, Cole
	00:20			SUB OUT: Lackey, Harry
	00:09	9-7	H 2	GOOD! LAYUP by Burks, Jon Franklin [PNT]
	00:09			ASSIST by Massey, Cole

Oakland 9, Brentwood 7

1st period-only	In Paint	Off T/O	2nd Chance	Fast Break	Bench	
Brentwood	2	0	0	0	2	Score tied - 1 time.
Oakland	2	0	0	2	0	Lead changed - 1 time.

Brentwood vs Oakland

03/14/19 10:00 a.m. at Murfreesboro, Tenn. (Murphy Center)

2nd PERIOD Play-by-Play (Page 1)

HOME TEAM: Oakland	Time	Score	Margin	VISITORS: Brentwood
SUB IN : Grant, MJ	08:00			SUB IN : Burks, Jon Franklin
SUB IN : Baughn, Carter	08:00			SUB IN : McPherson, Joey
SUB OUT: Jackson, Lamarius	08:00			SUB IN : Drennan, Evan
SUB OUT: McDonald, Dearre	08:00			SUB OUT: Lackey, Harry
	08:00			SUB OUT: Mills, Ben
	08:00			SUB OUT: Windley, John
	07:17			SUB IN : Mills, Ben
	07:17			SUB IN : Windley, John
	07:17			SUB IN : Lackey, Harry
	07:17			SUB OUT: Burks, Jon Franklin
	07:17			SUB OUT: McPherson, Joey
	07:17			SUB OUT: Drennan, Evan
	06:55			TURNOVR by Mills, Ben
MISSED 3 PTR by Tyler, Ray	06:38			REBOUND (DEF) by Moore, Preston
BLOCK by Jamison, Jaden	06:32			MISSED LAYUP by Moore, Preston
	06:32			REBOUND (OFF) by (TEAM)
SUB IN : Jackson, Lamarius	06:13			
SUB OUT: Anderson, DD	06:13			
	06:00	9-9	T 2	GOOD! LAYUP by Lackey, Harry [PNT]
	06:00			ASSIST by Moore, Preston
MISSED JUMPER by Jamison, Jaden	05:42			BLOCK by Massey, Cole
REBOUND (OFF) by Grant, MJ	05:41			
GOOD! JUMPER by Grant, MJ [PNT]	05:38	11-9	H 2	
REBOUND (DEF) by Grant, MJ	05:13			MISSED 3 PTR by Massey, Cole
TURNOVR by Jackson, Lamarius	05:03			STEAL by Moore, Preston
FOUL by Jackson, Lamarius (P3T7)	05:03			MISSED FT SHOT by Moore, Preston
REBOUND (DEF) by Baughn, Carter	05:03			
SUB IN : Allen, Carrington	05:03			
SUB OUT: Jackson, Lamarius	05:03			
MISSED 3 PTR by Tyler, Ray	04:46			REBOUND (DEF) by Lackey, Harry
FOUL by Grant, MJ (P2T8)	04:40	11-10	H 1	GOOD! FT SHOT by Mills, Ben
	04:40	11-11	T 3	GOOD! FT SHOT by Mills, Ben
SUB IN : Anderson, DD	04:40			
SUB OUT: Grant, MJ	04:40			
GOOD! JUMPER by Jamison, Jaden	04:09	13-11	H 2	
ASSIST by Anderson, DD	04:09			
MISSED FT SHOT by Jamison, Jaden	04:09			FOUL by Massey, Cole (P2T3)
	04:09			REBOUND (DEF) by Lackey, Harry
	03:15			MISSED 3 PTR by Massey, Cole
	03:15			REBOUND (OFF) by Mills, Ben
FOUL by Baughn, Carter (P2T9)	03:15	13-12	H 1	GOOD! FT SHOT by Mills, Ben
REBOUND (DEF) by Jamison, Jaden	03:15			MISSED FT SHOT by Mills, Ben
SUB IN : Grant, MJ	03:15			SUB IN : McPherson, Joey
SUB OUT: Baughn, Carter	03:15			SUB OUT: Massey, Cole
MISSED FT SHOT by Anderson, DD	02:26			FOUL by Windley, John (P1T4)
REBOUND (OFF) by (DEADBALL)	02:26			
GOOD! FT SHOT by Anderson, DD	02:26	14-12	H 2	
FOUL by Allen, Carrington (P1T10)	02:14	14-13	H 1	GOOD! FT SHOT by Lackey, Harry
	02:14	14-14	T 4	GOOD! FT SHOT by Lackey, Harry
GOOD! JUMPER by Tyler, Ray	01:59	16-14	H 2	
REBOUND (DEF) by Tyler, Ray	01:37			MISSED 3 PTR by Windley, John
GOOD! JUMPER by Grant, MJ [PNT]	01:22	18-14	H 4	
REBOUND (DEF) by Anderson, DD	00:50			MISSED 3 PTR by McPherson, Joey
TURNOVR by Allen, Carrington	00:12			
	00:11			STEAL by Moore, Preston
REBOUND (DEF) by Anderson, DD	00:09			MISSED 3 PTR by Moore, Preston
MISSED 3 PTR by Tyler, Ray	00:01			REBOUND (DEF) by Mills, Ben

Oakland 18, Brentwood 14

2nd period-only	In Paint	Off T/O	2nd Chance	Fast Break	Bench	
Brentwood	2	0	3	0	0	Score tied - 3 times.
Oakland	4	0	2	0	4	Lead changed - 0 times.

Brentwood vs Oakland

03/14/19 10:00 a.m. at Murfreesboro, Tenn. (Murphy Center)

3rd PERIOD Play-by-Play (Page 1)

HOME TEAM: Oakland	Time	Score	Margin	VISITORS: Brentwood
SUB IN : Grant, MJ	08:00			
SUB OUT: Jackson, Lamarius	08:00			
GOOD! JUMPER by Grant, MJ [PNT]	07:38	20-14	H 6	
ASSIST by Anderson, DD	07:38			
FOUL by Tyler, Ray (P1T1)	07:26			
	07:01	20-16	H 4	GOOD! JUMPER by Mills, Ben [PNT]
GOOD! JUMPER by McDonald, Dearre	06:38	22-16	H 6	
REBOUND (DEF) by McDonald, Dearre	06:20			MISSED 3 PTR by Windley, John
GOOD! LAYUP by Jamison, Jaden [PNT]	06:10	24-16	H 8	
ASSIST by Grant, MJ	06:10			
	06:00			TIMEOUT 30sec
SUB IN : Jackson, Lamarius	06:00			
SUB OUT: Jamison, Jaden	06:00			
FOUL by Grant, MJ (P3T2)	05:45	24-17	H 7	GOOD! FT SHOT by Lackey, Harry
	05:45	24-18	H 6	GOOD! FT SHOT by Lackey, Harry
MISSED LAYUP by Tyler, Ray	05:12			REBOUND (DEF) by Lackey, Harry
	05:12			TURNOVR by Lackey, Harry
MISSED JUMPER by Anderson, DD	05:03			REBOUND (DEF) by Mills, Ben
	04:52			TURNOVR by Massey, Cole
STEAL by Tyler, Ray	04:51			
MISSED LAYUP by Tyler, Ray	04:46			REBOUND (DEF) by Windley, John
REBOUND (DEF) by Anderson, DD	04:29			MISSED 3 PTR by Massey, Cole
TURNOVR by Anderson, DD	04:26			
	04:24			STEAL by Lackey, Harry
FOUL by Jackson, Lamarius (P4T3)	04:22	24-19	H 5	GOOD! FT SHOT by Lackey, Harry
	04:22	24-20	H 4	GOOD! FT SHOT by Lackey, Harry
SUB IN : Jamison, Jaden	04:22			
SUB OUT: Jackson, Lamarius	04:22			
TURNOVR by Anderson, DD	04:05			
	03:36			TURNOVR by Moore, Preston
TIMEOUT 30sec	03:36			
GOOD! JUMPER by McDonald, Dearre	03:17	26-20	H 6	
REBOUND (DEF) by Grant, MJ	03:02			MISSED 3 PTR by Moore, Preston
MISSED JUMPER by McDonald, Dearre	02:34			REBOUND (DEF) by Mills, Ben
BLOCK by Anderson, DD	02:20			MISSED LAYUP by Mills, Ben
	02:18			REBOUND (OFF) by Moore, Preston
	02:15	26-23	H 3	GOOD! 3 PTR by Massey, Cole
	02:15			ASSIST by Lackey, Harry
MISSED FT SHOT by Grant, MJ	01:46			FOUL by Mills, Ben (P1T1)
REBOUND (OFF) by (DEADBALL)	01:46			
MISSED FT SHOT by Grant, MJ	01:46			REBOUND (DEF) by Lackey, Harry
	01:46			SUB IN : McPherson, Joey
	01:46			SUB OUT: Moore, Preston
FOUL by Anderson, DD (P1T4)	01:34			
FOUL by Grant, MJ (P4T5)	01:28			MISSED FT SHOT by Mills, Ben
	01:28			REBOUND (OFF) by (DEADBALL)
	01:28	26-24	H 2	GOOD! FT SHOT by Mills, Ben
SUB IN : Baughn, Carter	01:28			SUB IN : Burks, Jon Franklin
SUB OUT: Jamison, Jaden	01:28			SUB OUT: Massey, Cole
GOOD! FT SHOT by McDonald, Dearre	01:13	27-24	H 3	FOUL by McPherson, Joey (P1T2)
GOOD! FT SHOT by McDonald, Dearre	01:13	28-24	H 4	
	01:07			TIMEOUT 30sec
SUB IN : Jamison, Jaden	00:56			
SUB OUT: Grant, MJ	00:56			
	00:40	28-26	H 2	GOOD! JUMPER by Windley, John [PNT]
MISSED JUMPER by McDonald, Dearre	00:13			
REBOUND (OFF) by Baughn, Carter	00:13			
GOOD! FT SHOT by McDonald, Dearre	00:10	29-26	H 3	FOUL by McPherson, Joey (P2T3)
GOOD! FT SHOT by McDonald, Dearre	00:10	30-26	H 4	
SUB IN : Allen, Carrington	00:10			SUB IN : Moore, Preston
	00:10			SUB OUT: McPherson, Joey
	00:00	30-29	H 1	GOOD! 3 PTR by Burks, Jon Franklin

Brentwood vs Oakland

03/14/19 10:00 a.m. at Murfreesboro, Tenn. (Murphy Center)

3rd PERIOD Play-by-Play (Page 2)

HOME TEAM: Oakland	Time	Score	Margin	VISITORS: Brentwood
	00:00			ASSIST by Windley, John

Oakland 30, Brentwood 29

3rd period-only	In Paint	Off T/O	2nd Chance	Fast Break	Bench	
Brentwood	4	2	3	0	3	Score tied - 0 times.
Oakland	4	2	2	0	2	Lead changed - 0 times.

Brentwood vs Oakland

03/14/19 10:00 a.m. at Murfreesboro, Tenn. (Murphy Center)

4th PERIOD Play-by-Play (Page 1)

HOME TEAM: Oakland	Time	Score	Margin	VISITORS: Brentwood
	08:00			SUB IN : Burks, Jon Franklin
	08:00			SUB OUT: Massey, Cole
	07:48	30-32	V 2	GOOD! 3 PTR by Burks, Jon Franklin
	07:48			ASSIST by Moore, Preston
MISSED JUMPER by McDonald, Dearre	07:19			REBOUND (DEF) by Mills, Ben
	06:46	30-34	V 4	GOOD! LAYUP by Mills, Ben [PNT]
MISSED 3 PTR by Tyler, Ray	06:23			
REBOUND (OFF) by McDonald, Dearre	06:23			
GOOD! JUMPER by Tyler, Ray	06:19	32-34	V 2	
	06:03	32-36	V 4	GOOD! JUMPER by Windley, John [PNT]
TURNOVR by Jamison, Jaden	05:45			
	05:43	32-38	V 6	GOOD! LAYUP by Moore, Preston [FB/PNT]
	05:43			ASSIST by Burks, Jon Franklin
TIMEOUT TEAM	05:31			
SUB IN : Grant, MJ	05:31			
SUB OUT: Jackson, Lamarius	05:31			
GOOD! JUMPER by Jamison, Jaden	05:20	34-38	V 4	
STEAL by Grant, MJ	05:05			TURNOVR by Moore, Preston
	05:05			FOUL by Lackey, Harry (P1T4)
	05:05			SUB IN : Massey, Cole
	05:05			SUB OUT: Burks, Jon Franklin
MISSED 3 PTR by Jamison, Jaden	04:52			REBOUND (DEF) by Massey, Cole
	04:29	34-40	V 6	GOOD! JUMPER by Massey, Cole
	04:07			FOUL by Moore, Preston (P2T5)
GOOD! JUMPER by Tyler, Ray	03:53	36-40	V 4	
FOUL by Grant, MJ (P5T6)	03:37	36-41	V 5	GOOD! FT SHOT by Windley, John
REBOUND (DEF) by Anderson, DD	03:37			MISSED FT SHOT by Windley, John
SUB IN : Jackson, Lamarius	03:37			
SUB OUT: Grant, MJ	03:37			
GOOD! JUMPER by McDonald, Dearre	03:15	38-41	V 3	
REBOUND (DEF) by Jackson, Lamarius	02:56			MISSED LAYUP by Mills, Ben
GOOD! LAYUP by McDonald, Dearre [PNT]	02:48	40-41	V 1	
	01:37	40-43	V 3	GOOD! LAYUP by Lackey, Harry [PNT]
TURNOVR by Tyler, Ray	01:13			
	01:13			TIMEOUT TEAM
FOUL by Anderson, DD (P2T7)	00:56			MISSED FT SHOT by Lackey, Harry
REBOUND (DEF) by Jackson, Lamarius	00:56			
GOOD! 3 PTR by McDonald, Dearre	00:49	43-43	T 5	
	00:25			TIMEOUT TEAM
REBOUND (DEF) by Anderson, DD	00:03			MISSED JUMPER by Lackey, Harry
	00:04			FOUL by Lackey, Harry (P2T6)
TIMEOUT TEAM	00:04			
MISSED 3 PTR by McDonald, Dearre	00:00			REBOUND (DEF) by (TEAM)

Oakland 43, Brentwood 43

4th period-only	In Paint	Off T/O	2nd Chance	Fast Break	Bench	
Brentwood	8	2	0	2	3	Score tied - 1 time.
Oakland	2	0	2	0	0	Lead changed - 1 time.

Brentwood vs Oakland

03/14/19 10:00 a.m. at Murfreesboro, Tenn. (Murphy Center)

OT PERIOD Play-by-Play (Page 1)

HOME TEAM: Oakland	Time	Score	Margin	VISITORS: Brentwood
REBOUND (DEF) by Jamison, Jaden	03:04			MISSED JUMPER by Mills, Ben
GOOD! JUMPER by Tyler, Ray	02:46	45-43	H 2	
ASSIST by McDonald, Dearre	02:46			
	02:25	45-46	V 1	GOOD! 3 PTR by Windley, John
	02:25			ASSIST by Lackey, Harry
FOUL by McDonald, Dearre (P3T8)	02:01			
TURNOVR by McDonald, Dearre	02:01			
	02:01			MISSED JUMPER by Lackey, Harry
	02:01			REBOUND (OFF) by Mills, Ben
REBOUND (DEF) by McDonald, Dearre	01:50			MISSED 3 PTR by Massey, Cole
GOOD! FT SHOT by Anderson, DD	01:16	46-46	T 6	FOUL by Mills, Ben (P2T7)
GOOD! FT SHOT by Anderson, DD	01:16	47-46	H 1	
	01:10			TURNOVR by Moore, Preston
	01:10			TIMEOUT TEAM
MISSED JUMPER by Anderson, DD	00:46			REBOUND (DEF) by Massey, Cole
	00:23	47-48	V 1	GOOD! LAYUP by Lackey, Harry [PNT]
	00:23			ASSIST by Moore, Preston
MISSED JUMPER by McDonald, Dearre	00:06			REBOUND (DEF) by Windley, John
FOUL by Jackson, Lamarius (P5T9)	00:02	47-49	V 2	GOOD! FT SHOT by Moore, Preston
	00:02	47-50	V 3	GOOD! FT SHOT by Moore, Preston
TIMEOUT TEAM	00:02			
SUB IN : Baughn, Carter	00:02			
SUB OUT: Jackson, Lamarius	00:02			

Brentwood 50, Oakland 47

OT period-only	In Paint	Off T/O	2nd Chance	Fast Break	Bench	
Brentwood	2	0	0	0	0	Score tied - 1 time.
Oakland	0	0	0	0	0	Lead changed - 4 times.

Official Basketball Box Score -- 1st Period-Only
Brentwood vs Oakland
03/14/19 10:00 a.m. at Murfreesboro, Tenn. (Murphy Center)

Brentwood 7 • 27-8

##	Player		Total FG-FGA	3-Ptr FG-FGA	FT-FTA	Rebounds Off	Def	Tot	PF	TP	A	TO	Blk	Stl	Min
10	Windley, John	*	0-1	0-1	0-0	0	1	1	0	0	1	1	0	0	7
12	Moore, Preston	*	0-1	0-0	0-0	0	0	0	1	0	0	1	0	0	5
22	Lackey, Harry	*	0-3	0-0	2-2	0	0	0	0	2	0	0	0	0	7
24	Massey, Cole	*	1-2	1-2	0-0	0	2	2	1	3	1	0	1	0	7
34	Mills, Ben	*	0-0	0-0	0-0	0	1	1	0	0	0	0	0	0	7
14	McPherson, Joey		0-0	0-0	0-2	0	0	0	0	0	0	0	0	0	3
20	Burks, Jon Franklin		1-1	0-0	0-0	0	0	0	0	2	0	0	0	0	0+
42	Drennan, Evan		0-0	0-0	0-0	0	1	1	0	0	0	0	0	0	0+
	Team					0	0	0							
	Totals		2-8	1-3	2-4	0	5	5	2	7	2	2	1	0	-

FG %:	2-8	25.0%
3FG %:	1-3	33.3%
FT %:	2-4	50.0%

Deadball Rebounds
1

Oakland 9 • 24-6

##	Player		Total FG-FGA	3-Ptr FG-FGA	FT-FTA	Rebounds Off	Def	Tot	PF	TP	A	TO	Blk	Stl	Min
02	Tyler, Ray	*	1-2	1-1	0-0	0	0	0	0	3	0	0	0	0	8
03	McDonald, Dearre	*	1-2	0-1	0-0	0	3	3	2	2	0	1	1	0	7
23	Anderson, DD	*	1-2	0-1	0-0	1	1	2	0	2	0	0	0	0	8
24	Jamison, Jaden	*	0-2	0-1	2-2	0	1	1	0	2	1	0	0	0	8
25	Jackson, Lamarius	*	0-0	0-0	0-0	0	0	0	2	0	0	1	0	0	3
04	Grant, MJ		0-1	0-0	0-0	1	1	2	1	0	0	0	0	0	4
32	Baughn, Carter		0-1	0-0	0-0	0	0	0	1	0	0	0	0	0	0+
	Team					0	1	1							
	Totals		3-10	1-4	2-2	2	7	9	6	9	1	2	1	0	-

FG %:	3-10	30.0%
3FG %:	1-4	25.0%
FT %:	2-2	100.0%

Deadball Rebounds
0

Officials: Mark Coulter, Randall French, Chris McDaniel
Technical fouls: Brentwood-None. Oakland-None.
Attendance:

Score by periods	1st	2nd	3rd	4th	OT	Total
Brentwood	7	0	0	0	0	**7**
Oakland	9	0	0	0	0	**9**

Official Basketball Box Score -- 2nd Period-Only
Brentwood vs Oakland
03/14/19 10:00 a.m. at Murfreesboro, Tenn. (Murphy Center)

Brentwood 7 • 27-8

##	Player		Total FG-FGA	3-Ptr FG-FGA	FT-FTA	Rebounds Off	Def	Tot	PF	TP	A	TO	Blk	Stl	Min
10	Windley, John	*	0-1	0-1	0-0	0	0	0	1	0	0	0	0	0	7
12	Moore, Preston	*	0-2	0-1	0-1	0	1	1	0	0	1	0	0	2	8
22	Lackey, Harry	*	1-1	0-0	2-2	0	2	2	0	4	0	0	0	0	7
24	Massey, Cole	*	0-2	0-2	0-0	0	0	0	1	0	0	0	1	0	4
34	Mills, Ben	*	0-0	0-0	3-4	1	1	2	0	3	0	1	0	0	7
14	McPherson, Joey		0-1	0-1	0-0	0	0	0	0	0	0	0	0	0	3
20	Burks, Jon Franklin		0-0	0-0	0-0	0	0	0	0	0	0	0	0	0	0+
42	Drennan, Evan		0-0	0-0	0-0	0	0	0	0	0	0	0	0	0	0+
	Team					1	0	1							
	Totals		1-7	0-5	5-7	2	4	6	2	7	1	1	1	2	-

FG %:	1-7	14.3%
3FG %:	0-5	0.0%
FT %:	5-7	71.4%

Deadball Rebounds
0

Oakland 9 • 24-6

##	Player		Total FG-FGA	3-Ptr FG-FGA	FT-FTA	Rebounds Off	Def	Tot	PF	TP	A	TO	Blk	Stl	Min
02	Tyler, Ray	*	1-4	0-3	0-0	0	1	1	0	2	0	0	0	0	8
23	Anderson, DD	*	0-0	0-0	1-2	0	2	2	0	1	1	0	0	0	6
24	Jamison, Jaden	*	1-2	0-0	0-1	0	1	1	0	2	0	0	1	0	8
25	Jackson, Lamarius	*	0-0	0-0	0-0	0	0	0	1	0	0	1	0	0	1
04	Grant, MJ		2-2	0-0	0-0	1	1	2	1	4	0	0	0	0	6
12	Allen, Carrington		0-0	0-0	0-0	0	0	0	1	0	0	1	0	0	5
32	Baughn, Carter		0-0	0-0	0-0	0	1	1	1	0	0	0	0	0	4
	Team					0	0	0							
	Totals		4-8	0-3	1-3	1	6	7	4	9	1	2	1	0	-

FG %:	4-8	50.0%
3FG %:	0-3	0.0%
FT %:	1-3	33.3%

Deadball Rebounds
1

Officials: Mark Coulter, Randall French, Chris McDaniel
Technical fouls: Brentwood-None. Oakland-None.
Attendance:

Score by periods	1st	2nd	3rd	4th	OT	Total
Brentwood	0	7	0	0	0	**7**
Oakland	0	9	0	0	0	**9**

Official Basketball Box Score -- 3rd Period-Only
Brentwood vs Oakland
03/14/19 10:00 a.m. at Murfreesboro, Tenn. (Murphy Center)

Brentwood 15 • 27-8

##	Player		Total FG-FGA	3-Ptr FG-FGA	FT-FTA	Rebounds Off	Def	Tot	PF	TP	A	TO	Blk	Stl	Min
10	Windley, John	*	1-2	0-1	0-0	0	1	1	0	2	1	0	0	0	8
12	Moore, Preston	*	0-1	0-1	0-0	1	0	1	0	0	0	1	0	0	6
22	Lackey, Harry	*	0-0	0-0	4-4	0	2	2	0	4	1	1	0	1	8
24	Massey, Cole	*	1-2	1-2	0-0	0	0	0	0	3	0	1	0	0	6
34	Mills, Ben	*	1-2	0-0	1-2	0	2	2	1	3	0	0	0	0	8
14	McPherson, Joey		0-0	0-0	0-0	0	0	0	2	0	0	0	0	0	1
20	Burks, Jon Franklin		1-1	1-1	0-0	0	0	0	0	3	0	0	0	0	1
	Team					0	0	0							
	Totals		4-8	2-5	5-6	1	5	6	3	15	2	3	0	1	-

FG %:	4-8	50.0%
3FG %:	2-5	40.0%
FT %:	5-6	83.3%

Deadball Rebounds
1

Oakland 12 • 24-6

##	Player		Total FG-FGA	3-Ptr FG-FGA	FT-FTA	Rebounds Off	Def	Tot	PF	TP	A	TO	Blk	Stl	Min
02	Tyler, Ray	*	0-2	0-0	0-0	0	0	0	1	0	0	0	0	1	8
03	McDonald, Dearre	*	2-4	0-0	4-4	0	1	1	0	8	0	0	0	0	8
23	Anderson, DD	*	0-1	0-0	0-0	0	1	1	1	0	1	2	1	0	8
24	Jamison, Jaden	*	1-1	0-0	0-0	0	0	0	0	2	0	0	0	0	5
25	Jackson, Lamarius	*	0-0	0-0	0-0	0	0	0	1	0	0	0	0	0	1
04	Grant, MJ		1-1	0-0	0-2	0	1	1	2	2	1	0	0	0	7
32	Baughn, Carter		0-0	0-0	0-0	1	0	1	0	0	0	0	0	0	1
	Team					0	0	0							
	Totals		4-9	0-0	4-6	1	3	4	5	12	2	2	1	1	-

FG %:	4-9	44.4%
3FG %:	0-0	0.0%
FT %:	4-6	66.7%

Deadball Rebounds
1

Officials: Mark Coulter, Randall French, Chris McDaniel
Technical fouls: Brentwood-None. Oakland-None.
Attendance:

Score by periods	1st	2nd	3rd	4th	OT	Total
Brentwood	0	0	15	0	0	**15**
Oakland	0	0	12	0	0	**12**

Official Basketball Box Score -- 4th Period-Only
Brentwood vs Oakland
03/14/19 10:00 a.m. at Murfreesboro, Tenn. (Murphy Center)

Brentwood 14 • 27-8

##	Player		Total FG-FGA	3-Ptr FG-FGA	FT-FTA	Rebounds Off	Def	Tot	PF	TP	A	TO	Blk	Stl	Min
10	Windley, John	*	1-1	0-0	1-2	0	0	0	0	3	0	0	0	0	8
12	Moore, Preston	*	1-1	0-0	0-0	0	0	0	1	2	1	1	0	0	8
22	Lackey, Harry	*	1-2	0-0	0-1	0	0	0	2	2	0	0	0	0	8
24	Massey, Cole	*	1-1	0-0	0-0	0	1	1	0	2	0	0	0	0	5
34	Mills, Ben	*	1-2	0-0	0-0	0	1	1	0	2	0	0	0	0	8
20	Burks, Jon Franklin		1-1	1-1	0-0	0	0	0	0	3	1	0	0	0	2
	Team					0	1	1							
	Totals		6-8	1-1	1-3	0	3	3	3	14	2	1	0	0	-

FG %:	6-8	75.0%
3FG %:	1-1	100.0%
FT %:	1-3	33.3%

Deadball Rebounds
0

Oakland 13 • 24-6

##	Player		Total FG-FGA	3-Ptr FG-FGA	FT-FTA	Rebounds Off	Def	Tot	PF	TP	A	TO	Blk	Stl	Min
02	Tyler, Ray	*	2-3	0-1	0-0	0	0	0	0	4	0	1	0	0	8
03	McDonald, Dearre	*	3-5	1-2	0-0	1	0	1	0	7	0	0	0	0	8
23	Anderson, DD	*	0-0	0-0	0-0	0	2	2	1	0	0	0	0	0	8
24	Jamison, Jaden	*	1-2	0-1	0-0	0	0	0	0	2	0	1	0	0	8
25	Jackson, Lamarius	*	0-0	0-0	0-0	0	2	2	0	0	0	0	0	0	6
04	Grant, MJ		0-0	0-0	0-0	0	0	0	1	0	0	0	0	1	1
	Team					0	0	0							
	Totals		6-10	1-4	0-0	1	4	5	2	13	0	2	0	1	-

FG %:	6-10	60.0%
3FG %:	1-4	25.0%
FT %:	0-0	0.0%

Deadball Rebounds
0

Officials: Mark Coulter, Randall French, Chris McDaniel
Technical fouls: Brentwood-None. Oakland-None.
Attendance:

Score by periods	1st	2nd	3rd	4th	OT	Total
Brentwood	0	0	0	14	0	**14**
Oakland	0	0	0	13	0	**13**

Official Basketball Box Score -- OT Period-Only
Brentwood vs Oakland
03/14/19 10:00 a.m. at Murfreesboro, Tenn. (Murphy Center)

Brentwood 7 • 27-8

##	Player		Total FG-FGA	3-Ptr FG-FGA	FT-FTA	Rebounds Off	Def	Tot	PF	TP	A	TO	Blk	Stl	Min
10	Windley, John	*	1-1	1-1	0-0	0	1	1	0	3	0	0	0	0	4
12	Moore, Preston	*	0-0	0-0	2-2	0	0	0	0	2	1	1	0	0	4
22	Lackey, Harry	*	1-2	0-0	0-0	0	0	0	0	2	1	0	0	0	4
24	Massey, Cole	*	0-1	0-1	0-0	0	1	1	0	0	0	0	0	0	4
34	Mills, Ben	*	0-1	0-0	0-0	1	0	1	1	0	0	0	0	0	4
	Team					0	0	0							
	Totals		2-5	1-2	2-2	1	2	3	1	7	2	1	0	0	-

FG %:	2-5	40.0%
3FG %:	1-2	50.0%
FT %:	2-2	100.0%

Deadball Rebounds
0

Oakland 4 • 24-6

##	Player		Total FG-FGA	3-Ptr FG-FGA	FT-FTA	Rebounds Off	Def	Tot	PF	TP	A	TO	Blk	Stl	Min
02	Tyler, Ray	*	1-1	0-0	0-0	0	0	0	0	2	0	0	0	0	4
03	McDonald, Dearre	*	0-1	0-0	0-0	0	1	1	1	0	1	1	0	0	4
23	Anderson, DD	*	0-1	0-0	2-2	0	0	0	0	2	0	0	0	0	4
24	Jamison, Jaden	*	0-0	0-0	0-0	0	1	1	0	0	0	0	0	0	4
25	Jackson, Lamarius	*	0-0	0-0	0-0	0	0	0	1	0	0	0	0	0	3
32	Baughn, Carter		0-0	0-0	0-0	0	0	0	0	0	0	0	0	0	0+
	Team					0	0	0							
	Totals		1-3	0-0	2-2	0	2	2	2	4	1	1	0	0	-

FG %:	1-3	33.3%
3FG %:	0-0	0.0%
FT %:	2-2	100.0%

Deadball Rebounds
0

Officials: Mark Coulter, Randall French, Chris McDaniel
Technical fouls: Brentwood-None. Oakland-None.
Attendance:

Score by periods	1st	2nd	3rd	4th	OT	Total
Brentwood	0	0	0	0	7	**7**
Oakland	0	0	0	0	4	**4**

2017 Class AAA State Boys' Basketball Tournament

March 15 - March 18, 2017 · MTSU - Murphy Center

Game 1
Wed. Mar. 15 10:00 AM
MTSU

Bearden (22-9)	48
Independence (23-10)	63

Game 2
Wed. Mar. 15 11:30 AM
MTSU

Southwind (31-6)	59
Oakland (24-7)	40

Game 3
Wed. Mar. 15 1:15 PM
MTSU

East Hamilton (25-10)	56
Memphis East (33-3)	76

Game 4
Wed. Mar. 15 2:45 PM
MTSU

Oak Ridge (30-2)	53
Brentwood (26-8)	45

Game 5
Fri. Mar. 17 10:00 AM
MTSU

Independence	71
Southwind	83

Game 6
Fri. Mar. 17 11:30 AM
MTSU

Memphis East	63
Oak Ridge	60

Game 7
Sat. Mar. 18 1:00 PM
MTSU

Southwind	45
Memphis East	65

Memphis East

STATE CHAMPION

Official Basketball Box Score -- Game Totals -- Final Statistics
Oakland vs Southwind
03/15/17 11:30 AM at Murphy Center/Murfreesboro, TN

Oakland 40 • 24-8

##	Player		Total FG-FGA	3-Ptr FG-FGA	FT-FTA	Rebounds Off	Def	Tot	PF	TP	A	TO	Blk	Stl	Min
00	Davidson, Keishawn	*	3-6	1-3	2-3	0	1	1	4	9	2	2	0	1	25
01	Jones, Tre	*	0-1	0-1	0-0	0	3	3	3	0	0	3	0	0	11
10	Hayworth, Michael	*	5-10	0-0	0-0	1	5	6	5	10	0	0	0	0	18
15	Baughn, Cooper	*	3-9	2-7	0-0	1	1	2	2	8	1	1	0	1	23
21	Jelks, Ta'von	*	2-2	0-0	1-2	1	1	2	1	5	0	1	0	0	27
02	Yarborough, Khalil		0-1	0-1	0-0	0	0	0	0	0	0	0	0	0	1
03	Moton, Wanya		1-3	0-0	1-2	1	2	3	1	3	0	1	0	1	11
04	Riley, Tyler		0-0	0-0	0-0	0	0	0	0	0	0	0	0	0	0+
05	McDonald, Dearre		0-0	0-0	0-0	0	0	0	0	0	0	0	0	0	0+
12	Tyler, Ray		1-5	0-3	0-2	1	1	2	2	2	1	1	0	0	15
20	Gallagher, Logan		0-0	0-0	0-0	0	0	0	0	0	0	0	0	0	1
23	Jamison, Jaden		1-2	0-0	1-4	0	4	4	4	3	2	1	0	2	26
30	Goodrich, Timmy		0-0	0-0	0-0	0	0	0	0	0	0	0	0	0	0+
52	Grant, Mandrell		0-0	0-0	0-0	0	0	0	0	0	0	0	0	0	0+
	Team					1	2	3							
	Totals		16-39	3-15	5-13	6	20	26	22	40	6	10	0	5	158

1st - FG %:	8-12	66.7%	2nd:	3-8	37.5%	3rd:	4-8	50.0%	4th:	1-11	9.1%	Game:	16-39	41.0%	Deadball
3FG %:	1-3	33.3%		1-4	25.0%		1-3	33.3%		0-5	0.0%		3-15	20.0%	Rebounds
FT %:	2-3	66.7%		1-6	16.7%		1-2	50.0%		1-2	50.0%		5-13	38.5%	3

Southwind 59 • 32-6

##	Player		Total FG-FGA	3-Ptr FG-FGA	FT-FTA	Rebounds Off	Def	Tot	PF	TP	A	TO	Blk	Stl	Min
00	Freeman, Mark	*	2-7	1-4	4-4	1	3	4	4	9	3	3	0	0	23
01	Boyd, Robert	*	0-3	0-0	1-4	0	3	3	1	1	0	0	1	0	31
02	Marshall, Carlos	*	8-13	0-2	8-12	1	4	5	1	24	0	3	1	2	30
03	Jones, Christian	*	3-5	3-4	0-0	2	4	6	2	9	4	1	0	0	17
23	Jones, Kameron	*	1-1	0-0	4-5	1	5	6	1	6	0	0	0	0	19
05	Williams, Kobe		0-0	0-0	0-0	0	0	0	0	0	0	0	0	0	1
11	Anderson, Andrew		0-1	0-0	1-4	0	1	1	2	1	2	0	1	0	14
20	Abston, Aldin		0-0	0-0	0-0	0	1	1	0	0	0	0	0	0	0+
22	Williams, Quentin		4-7	1-3	0-0	0	0	0	0	9	2	0	0	1	25
32	Miles, Devon		0-0	0-0	0-0	0	0	0	0	0	0	0	0	0	0+
40	Williams, Kristian		0-0	0-0	0-0	0	0	0	0	0	0	0	0	0	1
	Team					2	1	3							
	Totals		18-37	5-13	18-29	7	22	29	11	59	11	7	3	3	161

1st - FG %:	5-11	45.5%	2nd:	3-7	42.9%	3rd:	5-12	41.7%	4th:	5-7	71.4%	Game:	18-37	48.6%	Deadball
3FG %:	2-5	40.0%		1-3	33.3%		2-5	40.0%		0-0	0.0%		5-13	38.5%	Rebounds
FT %:	4-6	66.7%		3-5	60.0%		0-2	0.0%		11-16	68.8%		18-29	62.1%	3

Officials:
Technical fouls: Oakland-None. Southwind-None.
Attendance:

Score by periods	1st	2nd	3rd	4th	Total
Oakland	19	8	10	3	40
Southwind	16	10	12	21	59

Oakland vs Southwind
03/15/17 11:30 AM at Murphy Center/Murfreesboro, TN
1st PERIOD Play-by-Play (Page 1)

HOME TEAM: Southwind	Time	Score	Margin	VISITORS: Oakland
GOOD! JUMPER by Marshall, Carlos	07:40	2-0	H 2	
FOUL by Freeman, Mark (P1T1)	07:25			
REBOUND (DEF) by Jones, Christian	07:18			MISSED 3 PTR by Baughn, Cooper
MISSED JUMPER by Boyd, Robert	07:11			
REBOUND (OFF) by Jones, Christian	07:11			
MISSED 3 PTR by Marshall, Carlos	07:06			
REBOUND (OFF) by Jones, Kameron	07:06			
GOOD! FT SHOT by Jones, Kameron	07:04	3-0	H 3	FOUL by Jones, Tre (P1T1)
GOOD! FT SHOT by Jones, Kameron	07:04	4-0	H 4	
	06:52	4-3	H 1	GOOD! 3 PTR by Baughn, Cooper
	06:52			ASSIST by Davidson, Keishawn
MISSED FT SHOT by Boyd, Robert	06:31			FOUL by Jones, Tre (P2T2)
REBOUND (OFF) by (DEADBALL)	06:31			
MISSED FT SHOT by Boyd, Robert	06:31			
REBOUND (OFF) by Marshall, Carlos	06:31			
SUB IN : Williams, Quentin	06:31			SUB IN : Jamison, Jaden
SUB OUT: Jones, Christian	06:31			SUB OUT: Jones, Tre
GOOD! JUMPER by Marshall, Carlos [PNT]	06:27	6-3	H 3	
	06:02	6-5	H 1	GOOD! LAYUP by Hayworth, Michael [PNT]
	06:02			ASSIST by Baughn, Cooper
MISSED 3 PTR by Williams, Quentin	05:49			REBOUND (DEF) by Davidson, Keishawn
REBOUND (DEF) by Freeman, Mark	05:42			MISSED 3 PTR by Baughn, Cooper
GOOD! LAYUP by Freeman, Mark [FB/PNT]	05:33	8-5	H 3	
	05:06	8-7	H 1	GOOD! LAYUP by Hayworth, Michael [PNT]
GOOD! FT SHOT by Marshall, Carlos	04:53	9-7	H 2	FOUL by Baughn, Cooper (P1T3)
GOOD! FT SHOT by Marshall, Carlos	04:53	10-7	H 3	
SUB IN : Anderson, Andrew	04:53			
SUB OUT: Williams, Quentin	04:53			
	04:46			TIMEOUT 30sec
	04:37	10-9	H 1	GOOD! LAYUP by Hayworth, Michael [PNT]
MISSED 3 PTR by Freeman, Mark	04:14			REBOUND (DEF) by Hayworth, Michael
	04:03	10-11	V 1	GOOD! LAYUP by Jelks, Ta'von [PNT]
TIMEOUT 30sec	03:59			
SUB IN : Jones, Christian	03:59			SUB IN : Moton, Wanya
SUB OUT: Jones, Kameron	03:59			SUB OUT: Hayworth, Michael
GOOD! 3 PTR by Jones, Christian	03:49	13-11	H 2	
ASSIST by Anderson, Andrew	03:49			
	03:23			TURNOVR by Davidson, Keishawn
	03:23			SUB IN : Tyler, Ray
	03:23			SUB OUT: Baughn, Cooper
	03:15			FOUL by Davidson, Keishawn (P1T4)
TURNOVR by Jones, Christian	03:01			
	02:58			STEAL by Davidson, Keishawn
	02:57	13-13	T 1	GOOD! LAYUP by Davidson, Keishawn [FB/P
FOUL by Jones, Christian (P1T2)	02:53			MISSED FT SHOT by Davidson, Keishawn
REBOUND (DEF) by Marshall, Carlos	02:53			
	02:53			SUB IN : Hayworth, Michael
	02:53			SUB OUT: Jelks, Ta'von
SUB IN : Williams, Quentin	02:37			
SUB OUT: Anderson, Andrew	02:37			
TURNOVR by Marshall, Carlos	02:17			
	02:16			STEAL by Moton, Wanya
BLOCK by Boyd, Robert	02:14			MISSED LAYUP by Jamison, Jaden
	02:12			REBOUND (OFF) by Tyler, Ray
	02:09	13-15	V 2	GOOD! JUMPER by Tyler, Ray
GOOD! 3 PTR by Jones, Christian	01:56	16-15	H 1	
ASSIST by Williams, Quentin	01:56			
REBOUND (DEF) by Freeman, Mark	01:23			MISSED JUMPER by Moton, Wanya
MISSED LAYUP by Freeman, Mark	01:17			REBOUND (DEF) by Jamison, Jaden
	00:48	16-17	V 1	GOOD! LAYUP by Moton, Wanya [PNT]

Oakland vs Southwind
03/15/17 11:30 AM at Murphy Center/Murfreesboro, TN
1st PERIOD Play-by-Play (Page 2)

HOME TEAM: Southwind	Time	Score	Margin	VISITORS: Oakland
	00:48			ASSIST by Jamison, Jaden
MISSED LAYUP by Boyd, Robert	00:38			REBOUND (DEF) by Hayworth, Michael
FOUL by Boyd, Robert (P1T3)	00:17	16-18	V 2	GOOD! FT SHOT by Davidson, Keishawn
	00:17	16-19	V 3	GOOD! FT SHOT by Davidson, Keishawn
SUB IN : Williams, Kristian	00:17			SUB IN : Jelks, Ta'von
SUB OUT: Marshall, Carlos	00:17			SUB OUT: Moton, Wanya
TURNOVR by Freeman, Mark	00:00			

Oakland 19, Southwind 16

1st period-only	In Paint	Off T/O	2nd Chance	Fast Break	Bench	
Oakland	12	4	2	2	4	Score tied - 1 time.
Southwind	4	0	4	2	0	Lead changed - 5 times.

Oakland vs Southwind
03/15/17 11:30 AM at Murphy Center/Murfreesboro, TN
2nd PERIOD Play-by-Play (Page 1)

HOME TEAM: Southwind	Time	Score	Margin	VISITORS: Oakland
SUB IN : Williams, Quentin	08:00			SUB IN : Jamison, Jaden
SUB OUT: Jones, Kameron	08:00			SUB IN : Tyler, Ray
	08:00			SUB OUT: Davidson, Keishawn
	08:00			SUB OUT: Jones, Tre
REBOUND (DEF) by Freeman, Mark	07:35			MISSED 3 PTR by Tyler, Ray
MISSED 3 PTR by Jones, Christian	07:28			REBOUND (DEF) by Tyler, Ray
	05:58			TURNOVR by Jamison, Jaden
	05:58			SUB IN : Davidson, Keishawn
	05:58			SUB OUT: Tyler, Ray
GOOD! 3 PTR by Williams, Quentin	05:43	19-19	T 2	
ASSIST by Freeman, Mark	05:43			
REBOUND (DEF) by Jones, Christian	05:15			MISSED 3 PTR by Davidson, Keishawn
MISSED FT SHOT by Boyd, Robert	05:06			FOUL by Hayworth, Michael (P1T5)
REBOUND (OFF) by (DEADBALL)	05:06			
GOOD! FT SHOT by Boyd, Robert	05:06	20-19	H 1	
BLOCK by Marshall, Carlos	04:59			MISSED LAYUP by Hayworth, Michael
	04:57			REBOUND (OFF) by Jelks, Ta'von
FOUL by Marshall, Carlos (P1T4)	04:56			
	04:46	20-21	V 1	GOOD! LAYUP by Hayworth, Michael [PNT]
	04:46			ASSIST by Jamison, Jaden
MISSED JUMPER by Boyd, Robert	04:31			REBOUND (DEF) by Baughn, Cooper
	04:25			TURNOVR by Davidson, Keishawn
STEAL by Marshall, Carlos	04:24			
GOOD! LAYUP by Marshall, Carlos [FB/PNT]	04:20	22-21	H 1	
MISSED FT SHOT by Marshall, Carlos	04:19			FOUL by Davidson, Keishawn (P2T6)
	04:19			REBOUND (DEF) by Hayworth, Michael
SUB IN : Anderson, Andrew	04:19			SUB IN : Tyler, Ray
SUB OUT: Jones, Christian	04:19			SUB OUT: Davidson, Keishawn
	03:43			MISSED JUMPER by Hayworth, Michael
	03:43			REBOUND (OFF) by Baughn, Cooper
	03:40	22-23	V 1	GOOD! JUMPER by Baughn, Cooper
GOOD! FT SHOT by Marshall, Carlos	03:17	23-23	T 3	FOUL by Jamison, Jaden (P1T7)
GOOD! FT SHOT by Marshall, Carlos	03:17	24-23	H 1	
SUB IN : Jones, Kameron	03:17			SUB IN : Moton, Wanya
SUB OUT: Marshall, Carlos	03:17			SUB OUT: Hayworth, Michael
	02:40	24-26	V 2	GOOD! 3 PTR by Baughn, Cooper
	02:40			ASSIST by Tyler, Ray
MISSED JUMPER by Anderson, Andrew	02:14			REBOUND (DEF) by Jamison, Jaden
FOUL by Freeman, Mark (P2T5)	02:00			MISSED FT SHOT by Jamison, Jaden
	02:00			REBOUND (OFF) by (DEADBALL)
REBOUND (DEF) by Boyd, Robert	02:00			MISSED FT SHOT by Jamison, Jaden
SUB IN : Marshall, Carlos	02:00			
SUB OUT: Freeman, Mark	02:00			
GOOD! LAYUP by Williams, Quentin [PNT]	01:47	26-26	T 4	
	00:48			MISSED 3 PTR by Baughn, Cooper
	00:48			REBOUND (OFF) by Moton, Wanya
FOUL by Anderson, Andrew (P1T6)	00:42			MISSED FT SHOT by Moton, Wanya
	00:42			REBOUND (OFF) by (DEADBALL)
	00:42	26-27	V 1	GOOD! FT SHOT by Moton, Wanya
SUB IN : Freeman, Mark	00:42			
SUB IN : Jones, Christian	00:42			
SUB OUT: Anderson, Andrew	00:42			
SUB OUT: Jones, Kameron	00:42			
TURNOVR by Marshall, Carlos	00:26			
FOUL by Jones, Christian (P2T7)	00:06			MISSED FT SHOT by Tyler, Ray
	00:06			REBOUND (OFF) by (DEADBALL)
REBOUND (DEF) by Boyd, Robert	00:06			MISSED FT SHOT by Tyler, Ray
SUB IN : Anderson, Andrew	00:06			
SUB OUT: Jones, Christian	00:06			
MISSED 3 PTR by Marshall, Carlos	00:00			

Oakland vs Southwind
03/15/17 11:30 AM at Murphy Center/Murfreesboro, TN
2nd PERIOD Play-by-Play (Page 2)

HOME TEAM: Southwind	Time	Score	Margin	VISITORS: Oakland
	00:00			REBOUND (DEF) by (TEAM)

Oakland 27, Southwind 26

2nd period-only	In Paint	Off T/O	2nd Chance	Fast Break	Bench	
Oakland	2	0	5	0	1	Score tied - 3 times.
Southwind	4	5	0	2	5	Lead changed - 6 times.

Oakland vs Southwind
03/15/17 11:30 AM at Murphy Center/Murfreesboro, TN
3rd PERIOD Play-by-Play (Page 1)

HOME TEAM: Southwind	Time	Score	Margin	VISITORS: Oakland
GOOD! 3 PTR by Freeman, Mark	07:38	29-27	H 2	
ASSIST by Jones, Christian	07:38			
FOUL by Freeman, Mark (P3T1)	07:07	29-28	H 1	GOOD! FT SHOT by Jelks, Ta'von
REBOUND (DEF) by Jones, Kameron	07:07			MISSED FT SHOT by Jelks, Ta'von
GOOD! LAYUP by Jones, Kameron [PNT]	06:48	31-28	H 3	
ASSIST by Jones, Christian	06:48			
MISSED FT SHOT by Jones, Kameron	06:48			FOUL by Hayworth, Michael (P2T1)
	06:48			REBOUND (DEF) by Jones, Tre
	06:24	31-31	T 5	GOOD! 3 PTR by Davidson, Keishawn
MISSED 3 PTR by Freeman, Mark	06:16			
REBOUND (OFF) by (TEAM)	06:16			
MISSED JUMPER by Freeman, Mark	06:04			
REBOUND (OFF) by Freeman, Mark	06:04			
GOOD! 3 PTR by Jones, Christian	05:53	34-31	H 3	
ASSIST by Freeman, Mark	05:53			
	05:29			SUB IN : Jamison, Jaden
	05:29			SUB OUT: Jones, Tre
REBOUND (DEF) by Jones, Kameron	05:25			MISSED JUMPER by Hayworth, Michael
	05:18			FOUL by Jamison, Jaden (P2T2)
MISSED JUMPER by Marshall, Carlos	05:07			
REBOUND (OFF) by Jones, Christian	05:07			
MISSED LAYUP by Jones, Christian	05:03			REBOUND (DEF) by Jelks, Ta'von
REBOUND (DEF) by Jones, Kameron	04:40			MISSED 3 PTR by Davidson, Keishawn
	04:39			FOUL by Hayworth, Michael (P3T3)
SUB IN : Williams, Quentin	04:39			
SUB OUT: Jones, Christian	04:39			
TURNOVR by Freeman, Mark	04:24			
	04:23			STEAL by Jamison, Jaden
	04:20			MISSED LAYUP by Baughn, Cooper
	04:20			REBOUND (OFF) by Hayworth, Michael
	04:16	34-33	H 1	GOOD! JUMPER by Hayworth, Michael
MISSED 3 PTR by Freeman, Mark	03:59			REBOUND (DEF) by Hayworth, Michael
	03:56			SUB IN : Jones, Tre
	03:56			SUB OUT: Hayworth, Michael
	03:37	34-35	V 1	GOOD! LAYUP by Davidson, Keishawn [PNT]
TURNOVR by Freeman, Mark	03:26			
	03:24			STEAL by Jamison, Jaden
	03:11			TURNOVR by Jones, Tre
SUB IN : Jones, Christian	03:11			
SUB OUT: Jones, Kameron	03:11			
MISSED 3 PTR by Williams, Quentin	03:05			REBOUND (DEF) by Jones, Tre
	02:42			TIMEOUT 30sec
	02:42			SUB IN : Tyler, Ray
	02:42			SUB OUT: Baughn, Cooper
	02:16			TURNOVR by Jelks, Ta'von
MISSED JUMPER by Marshall, Carlos	02:12			REBOUND (DEF) by Jamison, Jaden
FOUL by Freeman, Mark (P4T2)	01:44			
SUB IN : Anderson, Andrew	01:44			
SUB OUT: Freeman, Mark	01:44			
	01:18	34-37	V 3	GOOD! JUMPER by Jamison, Jaden
	01:18			ASSIST by Davidson, Keishawn
	01:02			FOUL by Jamison, Jaden (P3T4)
	01:02			SUB IN : Moton, Wanya
	01:02			SUB OUT: Jelks, Ta'von
GOOD! JUMPER by Marshall, Carlos	00:45	36-37	V 1	
ASSIST by Jones, Christian	00:45			
	00:18			TURNOVR by Tyler, Ray
	00:18			FOUL by Tyler, Ray (P1T5)
	00:18			SUB IN : Baughn, Cooper
	00:18			SUB OUT: Davidson, Keishawn
GOOD! LAYUP by Marshall, Carlos [PNT]	00:11	38-37	H 1	

Oakland vs Southwind
03/15/17 11:30 AM at Murphy Center/Murfreesboro, TN
3rd PERIOD Play-by-Play (Page 2)

HOME TEAM: Southwind	Time	Score	Margin	VISITORS: Oakland
ASSIST by Jones, Christian	00:11			
MISSED FT SHOT by Marshall, Carlos	00:11			FOUL by Jamison, Jaden (P4T6)
	00:11			REBOUND (DEF) by Moton, Wanya
REBOUND (DEF) by Jones, Christian	00:04			MISSED 3 PTR by Jones, Tre

Southwind 38, Oakland 37

3rd period-only	In Paint	Off T/O	2nd Chance	Fast Break	Bench	
Oakland	2	2	2	0	2	Score tied - 1 time.
Southwind	4	2	3	0	0	Lead changed - 3 times.

Oakland vs Southwind
03/15/17 11:30 AM at Murphy Center/Murfreesboro, TN
4th PERIOD Play-by-Play (Page 1)

HOME TEAM: Southwind	Time	Score	Margin	VISITORS: Oakland
SUB IN : Williams, Quentin	08:00			SUB IN : Yarborough, Khalil
SUB IN : Anderson, Andrew	08:00			SUB IN : Tyler, Ray
SUB OUT: Freeman, Mark	08:00			SUB OUT: Hayworth, Michael
SUB OUT: Jones, Kameron	08:00			SUB OUT: Baughn, Cooper
SUB IN : Jones, Kameron	07:59			
SUB OUT: Marshall, Carlos	07:59			
GOOD! FT SHOT by Jones, Kameron	07:41	39-37	H 2	FOUL by Hayworth, Michael (P4T7)
GOOD! FT SHOT by Jones, Kameron	07:41	40-37	H 3	
SUB IN : Marshall, Carlos	07:41			SUB IN : Hayworth, Michael
SUB OUT: Jones, Christian	07:41			SUB IN : Moton, Wanya
	07:38			SUB OUT: Yarborough, Khalil
	07:38			SUB OUT: Hayworth, Michael
REBOUND (DEF) by Marshall, Carlos	07:37			MISSED JUMPER by Tyler, Ray
MISSED LAYUP by Williams, Quentin	07:31			
REBOUND (OFF) by (TEAM)	07:31			
GOOD! JUMPER by Marshall, Carlos	07:16	42-37	H 5	
ASSIST by Anderson, Andrew	07:16			
FOUL by Anderson, Andrew (P2T3)	07:07			
BLOCK by Anderson, Andrew	06:45			MISSED LAYUP by Moton, Wanya
	06:44			REBOUND (OFF) by (TEAM)
REBOUND (DEF) by (TEAM)	06:01			MISSED 3 PTR by Tyler, Ray
	05:58			SUB IN : Jamison, Jaden
	05:58			SUB OUT: Moton, Wanya
TIMEOUT TEAM	05:32			
GOOD! JUMPER by Williams, Quentin	05:14	44-37	H 7	
REBOUND (DEF) by Anderson, Andrew	04:53			MISSED 3 PTR by Tyler, Ray
GOOD! FT SHOT by Anderson, Andrew	04:45	45-37	H 8	FOUL by Jelks, Ta'von (P1T8)
MISSED FT SHOT by Anderson, Andrew	04:45			REBOUND (DEF) by Jones, Tre
	04:45			SUB IN : Baughn, Cooper
	04:45			SUB OUT: Tyler, Ray
	04:30			TURNOVR by Jones, Tre
STEAL by Marshall, Carlos	04:29			
GOOD! DUNK by Marshall, Carlos [FB/PNT]	04:26	47-37	H 10	
ASSIST by Williams, Quentin	04:26			
	04:13			TURNOVR by Jones, Tre
	04:13			FOUL by Jones, Tre (P3T9)
	04:13			TIMEOUT TEAM
	04:13			SUB IN : Hayworth, Michael
	04:13			SUB OUT: Jones, Tre
MISSED LAYUP by Marshall, Carlos	04:02			REBOUND (DEF) by Jamison, Jaden
REBOUND (DEF) by Boyd, Robert	03:51			MISSED LAYUP by Davidson, Keishawn
TURNOVR by Marshall, Carlos	03:37			
	03:35			STEAL by Baughn, Cooper
	03:31			TURNOVR by Baughn, Cooper
STEAL by Williams, Quentin	03:30			
GOOD! LAYUP by Williams, Quentin [FB/PNT	03:27	49-37	H 12	
REBOUND (DEF) by Jones, Kameron	03:10			MISSED LAYUP by Hayworth, Michael
TIMEOUT TEAM	03:06			
MISSED FT SHOT by Anderson, Andrew	02:27			FOUL by Davidson, Keishawn (P3T10)
REBOUND (OFF) by (DEADBALL)	02:27			
MISSED FT SHOT by Anderson, Andrew	02:27			REBOUND (DEF) by Hayworth, Michael
	02:18	49-39	H 10	GOOD! LAYUP by Jelks, Ta'von [PNT]
SUB IN : Freeman, Mark	02:13			
SUB OUT: Anderson, Andrew	02:13			
GOOD! FT SHOT by Freeman, Mark	02:09	50-39	H 11	FOUL by Davidson, Keishawn (P4T11)
GOOD! FT SHOT by Freeman, Mark	02:09	51-39	H 12	
FOUL by Jones, Kameron (P1T4)	02:00	51-40	H 11	GOOD! FT SHOT by Jamison, Jaden
REBOUND (DEF) by Marshall, Carlos	02:00			MISSED FT SHOT by Jamison, Jaden
SUB IN : Jones, Christian	02:00			SUB IN : Moton, Wanya
SUB OUT: Jones, Kameron	02:00			SUB IN : Tyler, Ray
	02:00			SUB OUT: Davidson, Keishawn
	02:00			SUB OUT: Hayworth, Michael
	01:47			FOUL by Tyler, Ray (P2T12)

Oakland vs Southwind
03/15/17 11:30 AM at Murphy Center/Murfreesboro, TN
4th PERIOD Play-by-Play (Page 2)

HOME TEAM: Southwind	Time	Score	Margin	VISITORS: Oakland
GOOD! FT SHOT by Marshall, Carlos	01:47	52-40	H 12	
SUB IN : Jones, Kameron	01:47			SUB IN : Davidson, Keishawn
SUB OUT: Jones, Christian	01:47			SUB IN : Hayworth, Michael
	01:47			SUB OUT: Moton, Wanya
	01:47			SUB OUT: Tyler, Ray
MISSED FT SHOT by Marshall, Carlos	01:44			REBOUND (DEF) by (TEAM)
REBOUND (DEF) by Marshall, Carlos	01:34			MISSED LAYUP by Hayworth, Michael
GOOD! FT SHOT by Marshall, Carlos	01:34	53-40	H 13	FOUL by Hayworth, Michael (P5T13)
MISSED FT SHOT by Marshall, Carlos	01:34			REBOUND (DEF) by Moton, Wanya
	01:34			SUB IN : Moton, Wanya
	01:34			SUB OUT: Hayworth, Michael
	01:27			TURNOVR by Moton, Wanya
SUB IN : Jones, Christian	01:26			
SUB OUT: Jones, Kameron	01:26			
GOOD! DUNK by Marshall, Carlos [PNT]	01:16	55-40	H 15	
ASSIST by Freeman, Mark	01:16			
REBOUND (DEF) by Jones, Christian	01:04			MISSED 3 PTR by Baughn, Cooper
GOOD! FT SHOT by Marshall, Carlos	00:57	56-40	H 16	FOUL by Baughn, Cooper (P2T14)
GOOD! FT SHOT by Marshall, Carlos	00:57	57-40	H 17	
SUB IN : Williams, Kobe	00:57			SUB IN : Yarborough, Khalil
SUB IN : Williams, Kristian	00:57			SUB IN : Gallagher, Logan
SUB IN : Jones, Kameron	00:57			SUB OUT: Davidson, Keishawn
SUB OUT: Jones, Christian	00:57			SUB OUT: Jelks, Ta'von
SUB OUT: Marshall, Carlos	00:57			
SUB OUT: Boyd, Robert	00:57			
REBOUND (DEF) by Jones, Kameron	00:49			MISSED 3 PTR by Baughn, Cooper
GOOD! FT SHOT by Freeman, Mark	00:27	58-40	H 18	FOUL by Moton, Wanya (P1T15)
GOOD! FT SHOT by Freeman, Mark	00:27	59-40	H 19	
SUB IN : Abston, Aldin	00:27			SUB IN : McDonald, Dearre
SUB IN : Miles, Devon	00:27			SUB IN : Riley, Tyler
SUB OUT: Williams, Quentin	00:27			SUB IN : Goodrich, Timmy
SUB OUT: Jones, Kameron	00:27			SUB IN : Grant, Mandrell
	00:27			SUB OUT: Jamison, Jaden
	00:27			SUB OUT: Moton, Wanya
	00:27			SUB OUT: Baughn, Cooper
	00:27			SUB OUT: Gallagher, Logan
REBOUND (DEF) by Abston, Aldin	00:14			MISSED 3 PTR by Yarborough, Khalil

Southwind 59, Oakland 40

4th period-only	In Paint	Off T/O	2nd Chance	Fast Break	Bench	
Oakland	2	0	0	0	1	Score tied - 0 times.
Southwind	6	6	2	4	5	Lead changed - 0 times.

Official Basketball Box Score -- 1st Period-Only
Oakland vs Southwind
03/15/17 11:30 AM at Murphy Center/Murfreesboro, TN

Oakland 19 • 24-8

##	Player		Total FG-FGA	3-Ptr FG-FGA	FT-FTA	Rebounds Off	Def	Tot	PF	TP	A	TO	Blk	Stl	Min
00	Davidson, Keishawn	*	1-1	0-0	2-3	0	1	1	1	4	1	1	0	1	8
01	Jones, Tre	*	0-0	0-0	0-0	0	0	0	2	0	0	0	0	0	1
10	Hayworth, Michael	*	3-3	0-0	0-0	0	2	2	0	6	0	0	0	0	6
15	Baughn, Cooper	*	1-3	1-3	0-0	0	0	0	1	3	1	0	0	0	4
21	Jelks, Ta'von	*	1-1	0-0	0-0	0	0	0	0	2	0	0	0	0	5
03	Moton, Wanya		1-2	0-0	0-0	0	0	0	0	2	0	0	0	1	3
12	Tyler, Ray		1-1	0-0	0-0	1	0	1	0	2	0	0	0	0	3
23	Jamison, Jaden		0-1	0-0	0-0	0	1	1	0	0	1	0	0	0	6
	Team					0	0	0							
	Totals		8-12	1-3	2-3	1	4	5	4	19	3	1	0	2	-

FG %: 8-12 66.7%
3FG %: 1-3 33.3%
FT %: 2-3 66.7%

Deadball Rebounds
0

Southwind 16 • 32-6

##	Player		Total FG-FGA	3-Ptr FG-FGA	FT-FTA	Rebounds Off	Def	Tot	PF	TP	A	TO	Blk	Stl	Min
00	Freeman, Mark	*	1-3	0-1	0-0	0	2	2	1	2	0	1	0	0	8
01	Boyd, Robert	*	0-2	0-0	0-2	0	0	0	1	0	0	0	1	0	8
02	Marshall, Carlos	*	2-3	0-1	2-2	1	1	2	0	6	0	1	0	0	7
03	Jones, Christian	*	2-2	2-2	0-0	1	1	2	1	6	0	1	0	0	5
23	Jones, Kameron	*	0-0	0-0	2-2	1	0	1	0	2	0	0	0	0	4
11	Anderson, Andrew		0-0	0-0	0-0	0	0	0	0	0	1	0	0	0	2
22	Williams, Quentin		0-1	0-1	0-0	0	0	0	0	0	1	0	0	0	4
40	Williams, Kristian		0-0	0-0	0-0	0	0	0	0	0	0	0	0	0	0+
	Team					0	0	0							
	Totals		5-11	2-5	4-6	3	4	7	3	16	2	3	1	0	-

FG %: 5-11 45.5%
3FG %: 2-5 40.0%
FT %: 4-6 66.7%

Deadball Rebounds
1

Officials:
Technical fouls: Oakland-None. Southwind-None.
Attendance:

Score by periods	1st	2nd	3rd	4th	Total
Oakland	19	0	0	0	19
Southwind	16	0	0	0	16

Official Basketball Box Score -- 2nd Period-Only
Oakland vs Southwind
03/15/17 11:30 AM at Murphy Center/Murfreesboro, TN

Oakland 8 • 24-8

##	Player		Total FG-FGA	3-Ptr FG-FGA	FT-FTA	Rebounds Off	Def	Tot	PF	TP	A	TO	Blk	Stl	Min
00	Davidson, Keishawn	*	0-1	0-1	0-0	0	0	0	1	0	0	1	0	0	1
10	Hayworth, Michael	*	1-3	0-0	0-0	0	1	1	1	2	0	0	0	0	4
15	Baughn, Cooper	*	2-3	1-2	0-0	1	1	2	0	5	0	0	0	0	8
21	Jelks, Ta'von	*	0-0	0-0	0-0	1	0	1	0	0	0	0	0	0	8
03	Moton, Wanya		0-0	0-0	1-2	1	0	1	0	1	0	0	0	0	3
12	Tyler, Ray		0-1	0-1	0-2	0	1	1	0	0	1	0	0	0	6
23	Jamison, Jaden		0-0	0-0	0-2	0	1	1	1	0	1	1	0	0	8
	Team					0	1	1							
	Totals		3-8	1-4	1-6	3	5	8	3	8	2	2	0	0	-

FG %: 3-8 37.5%
3FG %: 1-4 25.0%
FT %: 1-6 16.7%

Deadball Rebounds
3

Southwind 10 • 32-6

##	Player		Total FG-FGA	3-Ptr FG-FGA	FT-FTA	Rebounds Off	Def	Tot	PF	TP	A	TO	Blk	Stl	Min
00	Freeman, Mark	*	0-0	0-0	0-0	0	1	1	1	0	1	0	0	0	6
01	Boyd, Robert	*	0-1	0-0	1-2	0	2	2	0	1	0	0	0	0	8
02	Marshall, Carlos	*	1-2	0-1	2-3	0	0	0	1	4	0	1	1	1	6
03	Jones, Christian	*	0-1	0-1	0-0	0	1	1	1	0	0	0	0	0	4
23	Jones, Kameron	*	0-0	0-0	0-0	0	0	0	0	0	0	0	0	0	2
11	Anderson, Andrew		0-1	0-0	0-0	0	0	0	1	0	0	0	0	0	3
22	Williams, Quentin		2-2	1-1	0-0	0	0	0	0	5	0	0	0	0	8
	Team					0	0	0							
	Totals		3-7	1-3	3-5	0	4	4	4	10	1	1	1	1	-

FG %: 3-7 42.9%
3FG %: 1-3 33.3%
FT %: 3-5 60.0%

Deadball Rebounds
1

Officials:
Technical fouls: Oakland-None. Southwind-None.
Attendance:

Score by periods	1st	2nd	3rd	4th	Total
Oakland	0	8	0	0	8
Southwind	0	10	0	0	10

Official Basketball Box Score -- 3rd Period-Only
Oakland vs Southwind
03/15/17 11:30 AM at Murphy Center/Murfreesboro, TN

Oakland 10 • 24-8

##	Player		Total FG-FGA	3-Ptr FG-FGA	FT-FTA	Rebounds Off	Def	Tot	PF	TP	A	TO	Blk	Stl	Min
00	Davidson, Keishawn	*	2-3	1-2	0-0	0	0	0	0	5	1	0	0	0	7
01	Jones, Tre	*	0-1	0-1	0-0	0	2	2	0	0	0	1	0	0	6
10	Hayworth, Michael	*	1-2	0-0	0-0	1	1	2	2	2	0	0	0	0	4
15	Baughn, Cooper	*	0-1	0-0	0-0	0	0	0	0	0	0	0	0	0	5
21	Jelks, Ta'von	*	0-0	0-0	1-2	0	1	1	0	1	0	1	0	0	6
03	Moton, Wanya		0-0	0-0	0-0	0	1	1	0	0	0	0	0	0	1
12	Tyler, Ray		0-0	0-0	0-0	0	0	0	1	0	0	1	0	0	2
23	Jamison, Jaden		1-1	0-0	0-0	0	1	1	3	2	0	0	0	2	5
	Team					0	0	0							
	Totals		4-8	1-3	1-2	1	6	7	6	10	1	3	0	2	-

FG %: 4-8 50.0%
3FG %: 1-3 33.3%
FT %: 1-2 50.0%

Deadball Rebounds
0

Southwind 12 • 32-6

##	Player		Total FG-FGA	3-Ptr FG-FGA	FT-FTA	Rebounds Off	Def	Tot	PF	TP	A	TO	Blk	Stl	Min
00	Freeman, Mark	*	1-4	1-3	0-0	1	0	1	2	3	1	2	0	0	6
01	Boyd, Robert	*	0-0	0-0	0-0	0	0	0	0	0	0	0	0	0	8
02	Marshall, Carlos	*	2-4	0-0	0-1	0	0	0	0	4	0	0	0	0	8
03	Jones, Christian	*	1-2	1-1	0-0	1	1	2	0	3	4	0	0	0	6
23	Jones, Kameron	*	1-1	0-0	0-1	0	3	3	0	2	0	0	0	0	4
11	Anderson, Andrew		0-0	0-0	0-0	0	0	0	0	0	0	0	0	0	1
22	Williams, Quentin		0-1	0-1	0-0	0	0	0	0	0	0	0	0	0	4
	Team					1	0	1							
	Totals		5-12	2-5	0-2	3	4	7	2	12	5	2	0	0	-

FG %: 5-12 41.7%
3FG %: 2-5 40.0%
FT %: 0-2 0.0%

Deadball Rebounds
0

Officials:
Technical fouls: Oakland-None. Southwind-None.
Attendance:

Score by periods	1st	2nd	3rd	4th	Total
Oakland	0	0	10	0	10
Southwind	0	0	12	0	12

Official Basketball Box Score -- 4th Period-Only
Oakland vs Southwind
03/15/17 11:30 AM at Murphy Center/Murfreesboro, TN

Oakland 3 • 24-8

##	Player		Total FG-FGA	3-Ptr FG-FGA	FT-FTA	Rebounds Off	Def	Tot	PF	TP	A	TO	Blk	Stl	Min
00	Davidson, Keishawn	*	0-1	0-0	0-0	0	0	0	2	0	0	0	0	0	6
01	Jones, Tre	*	0-0	0-0	0-0	0	1	1	1	0	0	2	0	0	3
10	Hayworth, Michael	*	0-2	0-0	0-0	0	1	1	2	0	0	0	0	0	2
15	Baughn, Cooper	*	0-2	0-2	0-0	0	0	0	1	0	0	1	0	1	4
21	Jelks, Ta'von	*	1-1	0-0	0-0	0	0	0	1	2	0	0	0	0	7
02	Yarborough, Khalil		0-1	0-1	0-0	0	0	0	0	0	0	0	0	0	1
03	Moton, Wanya		0-1	0-0	0-0	0	1	1	1	0	0	1	0	0	3
04	Riley, Tyler		0-0	0-0	0-0	0	0	0	0	0	0	0	0	0	0+
05	McDonald, Dearre		0-0	0-0	0-0	0	0	0	0	0	0	0	0	0	0+
12	Tyler, Ray		0-3	0-2	0-0	0	0	0	1	0	0	0	0	0	3
20	Gallagher, Logan		0-0	0-0	0-0	0	0	0	0	0	0	0	0	0	0+
23	Jamison, Jaden		0-0	0-0	1-2	0	1	1	0	1	0	0	0	0	5
30	Goodrich, Timmy		0-0	0-0	0-0	0	0	0	0	0	0	0	0	0	0+
52	Grant, Mandrell		0-0	0-0	0-0	0	0	0	0	0	0	0	0	0	0+
	Team					1	1	2							
	Totals		1-11	0-5	1-2	1	5	6	9	3	0	4	0	1	-

FG %: 1-11 9.1%
3FG %: 0-5 0.0%
FT %: 1-2 50.0%

Deadball Rebounds
0

Southwind 21 • 32-6

##	Player		Total FG-FGA	3-Ptr FG-FGA	FT-FTA	Rebounds Off	Def	Tot	PF	TP	A	TO	Blk	Stl	Min
00	Freeman, Mark	*	0-0	0-0	4-4	0	0	0	0	4	1	0	0	0	2
01	Boyd, Robert	*	0-0	0-0	0-0	0	1	1	0	0	0	0	0	0	7
02	Marshall, Carlos	*	3-4	0-0	4-6	0	3	3	0	10	0	1	0	1	6
03	Jones, Christian	*	0-0	0-0	0-0	0	1	1	0	0	0	0	0	0	1
23	Jones, Kameron	*	0-0	0-0	2-2	0	2	2	1	2	0	0	0	0	6
05	Williams, Kobe		0-0	0-0	0-0	0	0	0	0	0	0	0	0	0	0+
11	Anderson, Andrew		0-0	0-0	1-4	0	1	1	1	1	1	0	1	0	5
20	Abston, Aldin		0-0	0-0	0-0	0	1	1	0	0	0	0	0	0	0+
22	Williams, Quentin		2-3	0-0	0-0	0	0	0	0	4	1	0	0	1	7
32	Miles, Devon		0-0	0-0	0-0	0	0	0	0	0	0	0	0	0	0+
40	Williams, Kristian		0-0	0-0	0-0	0	0	0	0	0	0	0	0	0	0+
	Team					1	1	2							
	Totals		5-7	0-0	11-16	1	10	11	2	21	3	1	1	2	-

FG %: 5-7 71.4%
3FG %: 0-0 0.0%
FT %: 11-16 68.8%

Deadball Rebounds
1

Officials:
Technical fouls: Oakland-None. Southwind-None.
Attendance:

Score by periods	1st	2nd	3rd	4th	Total
Oakland	0	0	0	3	3
Southwind	0	0	0	21	21

2007 Class AAA State Boys' Basketball Tournament

March 14 - March 17, 2007 · Murphy Center - MTSU - Murfreesboro, TN

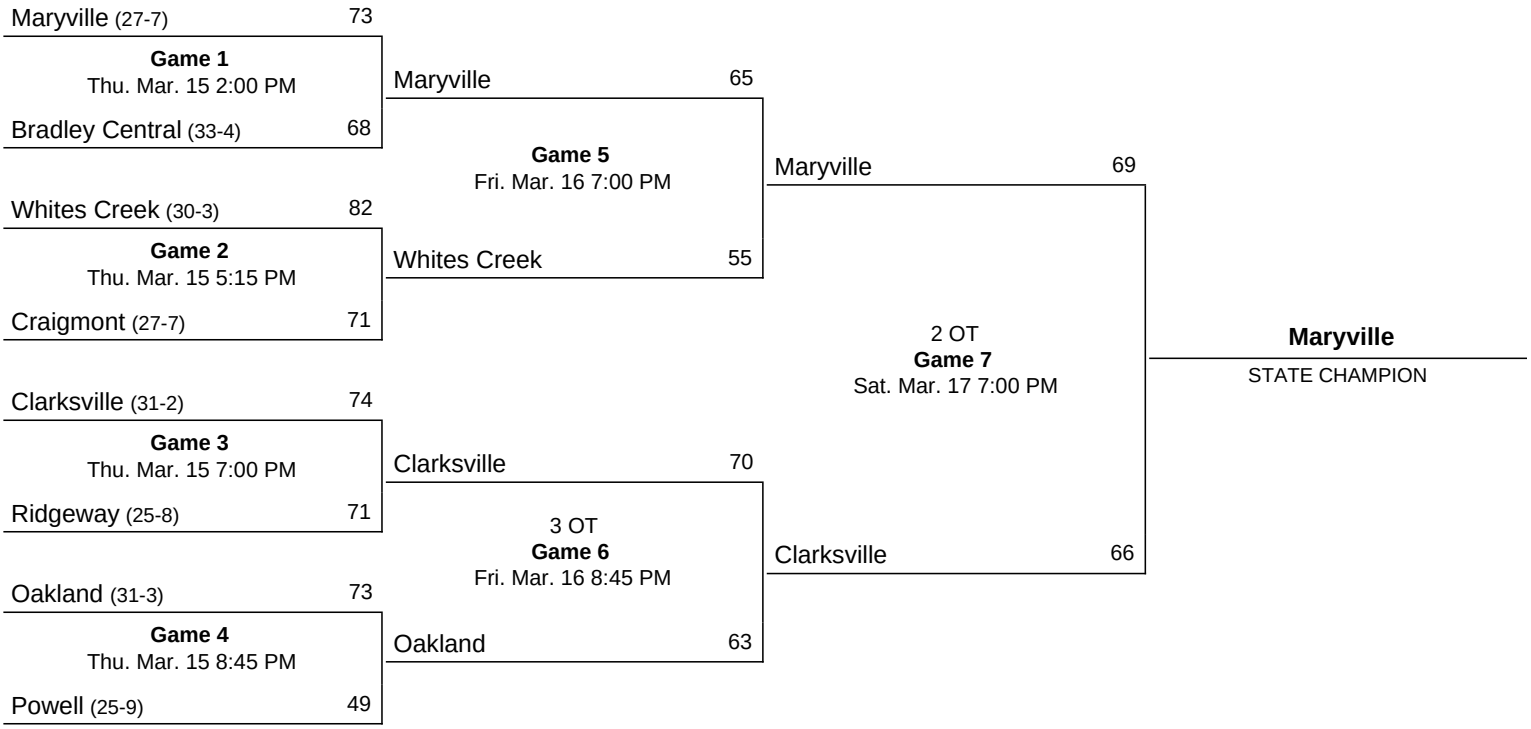

Official Basketball Box Score
Oakland vs Powell
03/15/07 8:45 PM at Murfreesboro, TN

VISITORS: Oakland 32-3

##	Player Name	TOT-FG FG-FGA	3-PT FG-FGA	FT-FTA	REBOUNDS OF	DE	TOT	PF	TP	A	TO	BLK	S	MIN
04	Maupins, DeAndre....	0-1	0-1	0-0	1	4	5	4	0	3	2	1	4	22
12	Allen, Chaisson.....	6-14	1-3	5-6	3	6	9	2	18	9	1	1	1	29
24	Wade, Jaffarious....	7-18	2-4	3-4	3	3	6	3	19	1	1	0	1	30
30	Greer, Nick.....	0-0	0-0	2-2	0	0	0	0	2	0	0	0	0	1
32	Epps, D'Juan.....	3-5	0-1	3-4	3	2	5	2	9	2	4	0	0	24
34	Edwards, Tyler.....	0-0	0-0	1-2	0	0	0	0	1	0	0	0	0	1
40	Fann, Drew.....	0-0	0-0	1-2	0	1	1	1	1	2	0	0	0	10
42	Blissard, Shane.....	7-11	1-2	1-1	0	2	2	3	16	0	1	0	2	29
44	Harding, Kendall....	1-2	0-0	0-0	0	0	0	2	2	0	0	0	0	3
45	Nelson, B.J.....	1-1	0-0	0-1	0	0	0	0	2	0	0	0	0	1
52	Carlton, Kit.....	1-2	0-0	1-2	2	1	3	0	3	0	1	0	0	10
	TEAM.....				1	2	3							
	Totals.....	26-54	4-11	17-24	13	21	34	17	73	17	10	2	8	160

TOTAL FG% 1st Half: 11-28 39.3% 2nd Half: 15-26 57.7% Game: 48.1% DEADB
3-Pt. FG% 1st Half: 3-9 33.3% 2nd Half: 1-2 50.0% Game: 36.4% REBS
F Throw % 1st Half: 7-9 77.8% 2nd Half: 10-15 66.7% Game: 70.8% 1

HOME TEAM: Powell 25-10

##	Player Name	TOT-FG FG-FGA	3-PT FG-FGA	FT-FTA	REBOUNDS OF	DE	TOT	PF	TP	A	TO	BLK	S	MIN
04	Walker, Jake.....	0-0	0-0	1-2	0	0	0	0	1	0	0	0	0	0
05	Howell, Tyler.....	2-5	1-4	0-0	0	2	2	3	5	0	0	0	0	25
11	Seymore, Jason.....	6-11	1-4	0-0	4	4	8	4	13	1	4	3	0	31
13	Hansen, Daniel.....	0-3	0-1	0-1	2	2	4	2	0	0	2	0	0	19
22	Ballinger, Colton...	0-1	0-1	0-0	1	0	1	1	0	0	0	0	0	1
23	Gordon, Nick.....	0-0	0-0	0-0	1	1	2	2	0	0	0	0	0	18
30	Payne, Jeremy.....	0-2	0-1	0-0	0	0	0	2	0	0	0	0	1	4
33	Conner, Chris.....	7-18	1-7	6-7	4	7	11	2	21	0	4	0	0	30
34	Heidel, Lucas.....	0-0	0-0	1-2	1	0	1	0	1	0	0	0	0	1
42	Greene, Andrew.....	0-1	0-0	0-0	0	1	1	0	0	0	0	0	0	1
52	Hansen, Andrew.....	0-1	0-1	0-0	0	1	1	2	0	0	1	0	0	2
55	Hargis, Matt.....	3-11	0-6	2-4	0	2	2	4	8	3	4	0	2	30
	TEAM.....				2	1	3				1			
	Totals.....	18-53	3-25	10-16	15	21	36	22	49	4	16	3	3	162

TOTAL FG% 1st Half: 7-26 26.9% 2nd Half: 11-27 40.7% Game: 34.0% DEADB
3-Pt. FG% 1st Half: 0-11 0.0% 2nd Half: 3-14 21.4% Game: 12.0% REBS
F Throw % 1st Half: 2-3 66.7% 2nd Half: 8-13 61.5% Game: 62.5% 5

Officials: Walt Kean, Brad Christian, David Sikes
Technical fouls: Oakland-None. Powell-None.
Attendance:

Score by Periods	1st	2nd	3rd	4th		Total
Oakland.....	15	17	16	25	-	73
Powell.....	6	10	18	15	-	49

Play-By-Play
Oakland vs Powell
03/15/07 8:45 PM at Murfreesboro, TN

1st PERIOD Play-by-Play (Page 1)

HOME TEAM: Powell	TIME	SCORE	MAR	VISITORS: Oakland
	07:57			MISSED JUMPER by Allen, Chaisson
	07:57			REBOUND (OFF) by Allen, Chaisson
	07:53	0-2	V 2	GOOD! JUMPER by Allen, Chaisson [PNT]
TURNOVR by Hargis, Matt	07:25			
	07:15	0-4	V 4	GOOD! JUMPER by Carlton, Kit
	07:15			ASSIST by Allen, Chaisson
MISSED JUMPER by Hansen, Daniel	06:53			
	06:53			REBOUND (DEF) by Allen, Chaisson
	06:47			TURNOVR by Maupins, DeAndre
MISSED JUMPER by Seymore, Jason	06:30			
	06:30			REBOUND (DEF) by Maupins, DeAndre
	06:19			MISSED 3 PTR by Allen, Chaisson
REBOUND (DEF) by Seymore, Jason	06:19			
GOOD! JUMPER by Conner, Chris	06:08	2-4	V 2	
	05:48	2-7	V 5	GOOD! 3 PTR by Wade, Jaffarious
	05:48			ASSIST by Allen, Chaisson
TURNOVR by Hargis, Matt	05:38			
	05:37			STEAL by Allen, Chaisson
	05:14			MISSED 3 PTR by Wade, Jaffarious
REBOUND (DEF) by Conner, Chris	05:14			
GOOD! JUMPER by Seymore, Jason	05:04	4-7	V 3	
	04:45	4-10	V 6	GOOD! 3 PTR by Blissard, Shane
	04:45			ASSIST by Maupins, DeAndre
FOUL by Howell, Tyler	04:45			
	04:45	4-11	V 7	GOOD! FT SHOT by Blissard, Shane
	04:32			FOUL by Allen, Chaisson
MISSED 3 PTR by Conner, Chris	04:21			
	04:21			REBOUND (DEF) by Carlton, Kit
	04:12			MISSED 3 PTR by Wade, Jaffarious
	04:12			REBOUND (OFF) by Carlton, Kit
	04:08			MISSED JUMPER by Carlton, Kit
	04:08			REBOUND (OFF) by Allen, Chaisson
	04:04	4-13	V 9	GOOD! JUMPER by Allen, Chaisson [PNT]
TURNOVR by Conner, Chris	03:40			
	03:39			STEAL by Maupins, DeAndre
	03:36	4-15	V 11	GOOD! LAYUP by Blissard, Shane [FB/PNT]
	03:36			ASSIST by Maupins, DeAndre
TIMEOUT TEAM	03:31			
MISSED 3 PTR by Conner, Chris	03:17			
	03:17			REBOUND (DEF) by Maupins, DeAndre
	02:52			TURNOVR by Maupins, DeAndre
MISSED 3 PTR by Hargis, Matt	02:34			
	02:34			REBOUND (DEF) by Wade, Jaffarious
	02:26			MISSED JUMPER by Allen, Chaisson
REBOUND (DEF) by Conner, Chris	02:26			
MISSED 3 PTR by Hargis, Matt	02:17			
	02:17			REBOUND (DEF) by Wade, Jaffarious
FOUL by Howell, Tyler	02:15			
	01:52			MISSED 3 PTR by Allen, Chaisson
REBOUND (DEF) by Hansen, Daniel	01:52			
FOUL by Seymore, Jason	01:35			
TURNOVR by Seymore, Jason	01:32			
FOUL by Gordon, Nick	01:18			
	01:03			MISSED JUMPER by Blissard, Shane
REBOUND (DEF) by Gordon, Nick	01:03			
	01:03			FOUL by Epps, D'Juan
GOOD! JUMPER by Seymore, Jason [PNT]	00:46	6-15	V 9	
	00:17			TURNOVR by Epps, D'Juan
MISSED JUMPER by Conner, Chris	00:01			
REBOUND (OFF) by Gordon, Nick	00:00			

Oakland 15, Powell 6

2nd PERIOD Play-by-Play (Page 1)

HOME TEAM: Powell	TIME	SCORE	MAR	VISITORS: Oakland

GOOD! JUMPER by Seymore, Jason	07:49	8-15	V 7	
	07:35	8-17	V 9	GOOD! JUMPER by Blissard, Shane
	07:35			ASSIST by Allen, Chaisson
TURNOVR by Conner, Chris	07:24			
	07:23			STEAL by Maupins, DeAndre
	07:17	8-19	V 11	GOOD! LAYUP by Epps, D'Juan [PNT]
	07:17			ASSIST by Maupins, DeAndre
MISSED JUMPER by Conner, Chris	06:35			
REBOUND (OFF) by Seymore, Jason	06:35			
MISSED JUMPER by Seymore, Jason	06:32			
	06:32			BLOCK by Allen, Chaisson
REBOUND (OFF) by Hansen, Daniel	06:30			
MISSED JUMPER by Conner, Chris	06:25			
	06:25			REBOUND (DEF) by Epps, D'Juan
	06:17			TURNOVR by Epps, D'Juan
MISSED JUMPER by Hansen, Daniel	06:09			
	06:09			REBOUND (DEF) by Allen, Chaisson
	05:56	8-21	V 13	GOOD! JUMPER by Wade, Jaffarious
	05:37			FOUL by Maupins, DeAndre
MISSED FT SHOT by Hargis, Matt	05:37			
REBOUND (OFF) by (DEADBALL)	05:37			
GOOD! FT SHOT by Hargis, Matt	05:37	9-21	V 12	
	05:27			MISSED 3 PTR by Maupins, DeAndre
	05:27			REBOUND (OFF) by Carlton, Kit
	05:22			MISSED 3 PTR by Epps, D'Juan
	05:22			REBOUND (OFF) by Wade, Jaffarious
FOUL by Conner, Chris	05:18			
	05:10			MISSED JUMPER by Allen, Chaisson
REBOUND (DEF) by Hargis, Matt	05:10			
MISSED 3 PTR by Hargis, Matt	05:02			
REBOUND (OFF) by Seymore, Jason	05:02			
TURNOVR by Seymore, Jason	04:57			
	04:55			STEAL by Wade, Jaffarious
FOUL by Gordon, Nick	04:52			
	04:52	9-22	V 13	GOOD! FT SHOT by Allen, Chaisson
	04:52			MISSED FT SHOT by Allen, Chaisson
REBOUND (DEF) by Conner, Chris	04:52			
MISSED 3 PTR by Howell, Tyler	04:41			
	04:41			REBOUND (DEF) by Maupins, DeAndre
	04:33			TURNOVR by Carlton, Kit
TURNOVR by Conner, Chris	04:17			
TIMEOUT 30sec	04:17			
	04:04	9-24	V 15	GOOD! JUMPER by Wade, Jaffarious
	04:04			ASSIST by Epps, D'Juan
MISSED 3 PTR by Conner, Chris	03:43			
	03:43			REBOUND (DEF) by Maupins, DeAndre
	03:35	9-27	V 18	GOOD! 3 PTR by Wade, Jaffarious
	03:35			ASSIST by Fann, Drew
GOOD! JUMPER by Hargis, Matt	03:14	11-27	V 16	
	03:03			MISSED JUMPER by Wade, Jaffarious
REBOUND (DEF) by Hargis, Matt	03:03			
MISSED 3 PTR by Howell, Tyler	02:54			
	02:54			REBOUND (DEF) by Blissard, Shane
	02:35			MISSED JUMPER by Blissard, Shane
BLOCK by Seymore, Jason	02:35			
REBOUND (DEF) by Conner, Chris	02:33			
GOOD! LAYUP by Conner, Chris [PNT]	02:18	13-27	V 14	
	02:18			FOUL by Maupins, DeAndre
GOOD! FT SHOT by Conner, Chris	02:18	14-27	V 13	
	02:05			TURNOVR by Allen, Chaisson
STEAL by Payne, Jeremy	02:04			
MISSED LAYUP by Payne, Jeremy	02:01			
	02:01			REBOUND (DEF) by Allen, Chaisson
FOUL by Payne, Jeremy	01:59			
	01:59	14-28	V 14	GOOD! FT SHOT by Allen, Chaisson
	01:59	14-29	V 15	GOOD! FT SHOT by Allen, Chaisson
MISSED 3 PTR by Seymore, Jason	01:51			
REBOUND (OFF) by Hansen, Daniel	01:51			
	01:48			FOUL by Harding, Kendall
GOOD! JUMPER by Conner, Chris [PNT]	01:45	16-29	V 13	
ASSIST by Hargis, Matt	01:45			
	01:30			MISSED JUMPER by Harding, Kendall
REBOUND (DEF) by Conner, Chris	01:30			
MISSED 3 PTR by Hargis, Matt	01:21			
	01:21			REBOUND (DEF) by Epps, D'Juan
FOUL by Hargis, Matt	01:04			
	01:04	16-30	V 14	GOOD! FT SHOT by Wade, Jaffarious
	01:04	16-31	V 15	GOOD! FT SHOT by Wade, Jaffarious

MISSED 3 PTR by Payne, Jeremy	00:54			
	00:54			REBOUND (DEF) by Fann, Drew
	00:42			MISSED JUMPER by Wade, Jaffarious
	00:42			REBOUND (OFF) by Epps, D'Juan
	00:39			MISSED JUMPER by Epps, D'Juan
REBOUND (DEF) by Seymore, Jason	00:39			
FOUL by Hansen, Andrew	00:37			
TURNOVR by Hansen, Andrew	00:37			
FOUL by Payne, Jeremy	00:18			
	00:18	16-32	V 16	GOOD! FT SHOT by Carlton, Kit
	00:18			MISSED FT SHOT by Carlton, Kit
REBOUND (DEF) by Conner, Chris	00:18			
TURNOVR by Conner, Chris	00:14			
	00:04			MISSED JUMPER by Wade, Jaffarious
REBOUND (DEF) by Seymore, Jason	00:04			

Oakland 32, Powell 16

3rd PERIOD Play-by-Play (Page 1)

HOME TEAM: Powell	TIME	SCORE	MAR	VISITORS: Oakland
	07:50	16-34	V 18	GOOD! LAYUP by Wade, Jaffarious [PNT]
	07:50			ASSIST by Allen, Chaisson
GOOD! 3 PTR by Conner, Chris	07:21	19-34	V 15	
ASSIST by Seymore, Jason	07:21			
	06:53			TURNOVR by Blissard, Shane
FOUL by Hansen, Daniel	06:32			
TURNOVR by Hansen, Daniel	06:32			
	06:16			MISSED LAYUP by Blissard, Shane
REBOUND (DEF) by Howell, Tyler	06:16			
MISSED 3 PTR by Hansen, Daniel	06:06			
REBOUND (OFF) by Conner, Chris	06:06			
	06:04			FOUL by Allen, Chaisson
	06:04			TIMEOUT 30sec
GOOD! FT SHOT by Conner, Chris	06:04	20-34	V 14	
GOOD! FT SHOT by Conner, Chris	06:04	21-34	V 13	
FOUL by Hargis, Matt	05:52			
	05:52	21-35	V 14	GOOD! FT SHOT by Allen, Chaisson
	05:52	21-36	V 15	GOOD! FT SHOT by Allen, Chaisson
MISSED JUMPER by Hargis, Matt	05:38			
	05:38			BLOCK by Maupins, DeAndre
REBOUND (OFF) by (TEAM)	05:38			
TURNOVR by Hargis, Matt	05:37			
	05:35			STEAL by Maupins, DeAndre
	05:32	21-38	V 17	GOOD! LAYUP by Wade, Jaffarious [PNT]
	05:32			ASSIST by Allen, Chaisson
GOOD! JUMPER by Conner, Chris [PNT]	05:09	23-38	V 15	
	04:59			MISSED 3 PTR by Blissard, Shane
REBOUND (DEF) by Howell, Tyler	04:59			
MISSED JUMPER by Hargis, Matt	04:48			
REBOUND (OFF) by Conner, Chris	04:48			
GOOD! JUMPER by Conner, Chris	04:45	25-38	V 13	
	04:21	25-40	V 15	GOOD! JUMPER by Allen, Chaisson [PNT]
	04:00			FOUL by Maupins, DeAndre
	03:54			FOUL by Maupins, DeAndre
TIMEOUT 30sec	03:54			
GOOD! JUMPER by Conner, Chris [PNT]	03:51	27-40	V 13	
	03:28			MISSED JUMPER by Allen, Chaisson
	03:28			REBOUND (OFF) by Epps, D'Juan
	03:25	27-42	V 15	GOOD! JUMPER by Epps, D'Juan
GOOD! JUMPER by Howell, Tyler	03:16	29-42	V 13	
FOUL by Hargis, Matt	03:08			
	02:50	29-44	V 15	GOOD! JUMPER by Allen, Chaisson
MISSED 3 PTR by Seymore, Jason	02:35			
	02:35			REBOUND (DEF) by Allen, Chaisson
	02:28			MISSED DUNK by Wade, Jaffarious
	02:28			REBOUND (OFF) by Wade, Jaffarious
	02:26			MISSED JUMPER by Wade, Jaffarious
BLOCK by Seymore, Jason	02:26			
REBOUND (DEF) by Conner, Chris	02:25			
	02:25			FOUL by Wade, Jaffarious
GOOD! LAYUP by Hargis, Matt [PNT]	02:10	31-44	V 13	
	01:52	31-46	V 15	GOOD! JUMPER by Harding, Kendall
	01:52			ASSIST by Fann, Drew
TURNOVR by Seymore, Jason	01:44			
	01:44			MISSED JUMPER by Wade, Jaffarious

REBOUND (DEF) by Seymore, Jason	01:44			
TURNOVR by Seymore, Jason	01:40			
	01:39			STEAL by Blissard, Shane
	01:29			TURNOVR by Epps, D'Juan
GOOD! JUMPER by Seymore, Jason	01:06	33-46	V 13	
	00:52	33-48	V 15	GOOD! LAYUP by Blissard, Shane [PNT]
	00:52			ASSIST by Wade, Jaffarious
	00:25			FOUL by Blissard, Shane
	00:13			FOUL by Wade, Jaffarious
MISSED 3 PTR by Conner, Chris	00:05			
REBOUND (OFF) by Conner, Chris	00:05			
MISSED JUMPER by Conner, Chris	00:03			
REBOUND (OFF) by Conner, Chris	00:02			
	00:01			FOUL by Wade, Jaffarious
MISSED FT SHOT by Conner, Chris	00:01			
REBOUND (OFF) by (DEADBALL)	00:01			
GOOD! FT SHOT by Conner, Chris	00:01	34-48	V 14	

Oakland 48, Powell 34

4th PERIOD Play-by-Play (Page 1)

HOME TEAM: Powell	TIME	SCORE	MAR	VISITORS: Oakland
MISSED JUMPER by Conner, Chris	07:50			
	07:50			REBOUND (DEF) by Allen, Chaisson
	07:38	34-50	V 16	GOOD! JUMPER by Blissard, Shane
	07:24			FOUL by Blissard, Shane
MISSED FT SHOT by Hargis, Matt	07:24			
REBOUND (OFF) by (DEADBALL)	07:24			
GOOD! FT SHOT by Hargis, Matt	07:24	35-50	V 15	
	07:23			TURNOVR by Wade, Jaffarious
STEAL by Hargis, Matt	07:22			
MISSED 3 PTR by Hargis, Matt	07:17			
REBOUND (OFF) by Seymore, Jason	07:17			
GOOD! 3 PTR by Seymore, Jason	07:07	38-50	V 12	
ASSIST by Hargis, Matt	07:07			
	06:58			TURNOVR by Epps, D'Juan
STEAL by Hargis, Matt	06:57			
	06:47			FOUL by Blissard, Shane
	06:47			TIMEOUT TEAM
MISSED FT SHOT by Hansen, Daniel	06:47			
	06:47			REBOUND (DEF) by Blissard, Shane
	06:20	38-52	V 14	GOOD! JUMPER by Epps, D'Juan
	06:20			ASSIST by Allen, Chaisson
MISSED 3 PTR by Conner, Chris	05:51			
	05:51			REBOUND (DEF) by (TEAM)
FOUL by Hargis, Matt	05:44			
FOUL by Conner, Chris	05:20			
FOUL by Hansen, Daniel	05:16			
	05:12			MISSED JUMPER by Allen, Chaisson
	05:12			REBOUND (OFF) by Epps, D'Juan
FOUL by Seymore, Jason	05:12			
	05:12	38-53	V 15	GOOD! FT SHOT by Epps, D'Juan
	05:12			MISSED FT SHOT by Epps, D'Juan
REBOUND (DEF) by Hansen, Daniel	05:12			
	05:02			FOUL by Epps, D'Juan
GOOD! FT SHOT by Conner, Chris	05:02	39-53	V 14	
GOOD! FT SHOT by Conner, Chris	05:02	40-53	V 13	
	04:58	40-55	V 15	GOOD! LAYUP by Blissard, Shane [PNT]
	04:58			ASSIST by Allen, Chaisson
GOOD! JUMPER by Hargis, Matt [PNT]	04:47	42-55	V 13	
FOUL by Seymore, Jason	04:37			
	04:37	42-56	V 14	GOOD! FT SHOT by Epps, D'Juan
	04:37	42-57	V 15	GOOD! FT SHOT by Epps, D'Juan
TURNOVR by Hargis, Matt	04:26			
	04:25			STEAL by Blissard, Shane
	03:57	42-59	V 17	GOOD! LAYUP by Wade, Jaffarious [PNT]
	03:57			ASSIST by Allen, Chaisson
MISSED 3 PTR by Seymore, Jason	03:42			
	03:42			REBOUND (DEF) by Wade, Jaffarious
	03:33	42-61	V 19	GOOD! JUMPER by Blissard, Shane
	03:33			ASSIST by Allen, Chaisson
TIMEOUT TEAM	03:26			
GOOD! 3 PTR by Howell, Tyler	03:06	45-61	V 16	
ASSIST by Hargis, Matt	03:06			
	02:57			MISSED JUMPER by Allen, Chaisson

BLOCK by Seymore, Jason	02:57			
	02:57			REBOUND (OFF) by (TEAM)
	02:42	45-64	V 19	GOOD! 3 PTR by Allen, Chaisson
	02:42			ASSIST by Epps, D'Juan
MISSED 3 PTR by Hargis, Matt	02:32			
REBOUND (OFF) by Seymore, Jason	02:32			
GOOD! JUMPER by Seymore, Jason	02:29	47-64	V 17	
	02:10			MISSED JUMPER by Wade, Jaffarious
	02:10			REBOUND (OFF) by Allen, Chaisson
	02:06	47-66	V 19	GOOD! JUMPER by Allen, Chaisson
MISSED 3 PTR by Conner, Chris	01:54			
	01:54			REBOUND (DEF) by Allen, Chaisson
	01:41			MISSED JUMPER by Wade, Jaffarious
	01:41			REBOUND (OFF) by Maupins, DeAndre
	01:28			MISSED JUMPER by Wade, Jaffarious
	01:28			REBOUND (OFF) by Wade, Jaffarious
FOUL by Howell, Tyler	01:26			
	01:26			MISSED FT SHOT by Wade, Jaffarious
	01:26			REBOUND (OFF) by (DEADBALL)
	01:26	47-67	V 20	GOOD! FT SHOT by Wade, Jaffarious
TURNOVR by Hansen, Daniel	01:19			
	01:18			STEAL by Maupins, DeAndre
FOUL by Seymore, Jason	01:07			
	01:07	47-68	V 21	GOOD! FT SHOT by Fann, Drew
	01:07			MISSED FT SHOT by Fann, Drew
REBOUND (DEF) by Hansen, Andrew	01:07			
TURNOVR by (TEAM)	01:07			
MISSED FT SHOT by Walker, Jake	01:03			
	01:03	47-69	V 22	GOOD! FT SHOT by Edwards, Tyler
REBOUND (OFF) by (DEADBALL)	01:03			
	01:03			MISSED FT SHOT by Edwards, Tyler
GOOD! FT SHOT by Walker, Jake	01:03	48-69	V 21	
REBOUND (DEF) by (TEAM)	01:03			
	01:03			FOUL by Harding, Kendall
	00:54	48-71	V 23	GOOD! JUMPER by Nelson, B.J.
FOUL by Ballinger, Colton	00:47			
	00:47			MISSED FT SHOT by Nelson, B.J.
REBOUND (DEF) by Greene, Andrew	00:47			
MISSED 3 PTR by Hansen, Andrew	00:42			
REBOUND (OFF) by Ballinger, Colton	00:42			
MISSED 3 PTR by Howell, Tyler	00:38			
	00:38			REBOUND (DEF) by (TEAM)
FOUL by Hansen, Andrew	00:23			
	00:23	48-72	V 24	GOOD! FT SHOT by Greer, Nick
	00:23	48-73	V 25	GOOD! FT SHOT by Greer, Nick
MISSED 3 PTR by Ballinger, Colton	00:13			
REBOUND (OFF) by (TEAM)	00:13			
MISSED JUMPER by Greene, Andrew	00:07			
REBOUND (OFF) by Heidel, Lucas	00:04			
	00:04			FOUL by Fann, Drew
MISSED FT SHOT by Heidel, Lucas	00:04			
REBOUND (OFF) by (DEADBALL)	00:04			
GOOD! FT SHOT by Heidel, Lucas	00:04	49-73	V 24	

Oakland 73, Powell 49

Official Basketball Box Score -- 1st Half
Oakland vs Powell
03/15/07 8:45 PM at Murfreesboro, TN

VISITORS: Oakland 32-3

##	Player Name	TOT-FG FG-FGA	3-PT FG-FGA	FT-FTA	REBOUNDS OF	DE	TOT	PF	TP	A	TO	BLK	S	MIN
04	Maupins, DeAndre....	0-1	0-1	0-0	0	4	4	2	0	3	2	0	2	13
12	Allen, Chaisson.....	2-7	0-2	3-4	2	3	5	1	7	3	1	1	1	14
24	Wade, Jaffarious....	4-9	2-4	2-2	1	2	3	0	12	0	0	0	1	16
30	Greer, Nick.....	0-0	0-0	0-0	0	0	0	0	0	0	0	0	0	0
32	Epps, D'Juan.....	1-3	0-1	0-0	1	2	3	1	2	1	2	0	0	11
34	Edwards, Tyler.....	0-0	0-0	0-0	0	0	0	0	0	0	0	0	0	0
40	Fann, Drew.....	0-0	0-0	0-0	0	1	1	0	0	1	0	0	0	3
42	Blissard, Shane.....	3-5	1-1	1-1	0	1	1	0	8	0	0	0	0	14
44	Harding, Kendall....	0-1	0-0	0-0	0	0	0	1	0	0	0	0	0	1
45	Nelson, B.J.....	0-0	0-0	0-0	0	0	0	0	0	0	0	0	0	0
52	Carlton, Kit.....	1-2	0-0	1-2	2	1	3	0	3	0	1	0	0	8
	TEAM.....													
	Totals.....	11-28	3-9	7-9	6	14	20	5	32	8	6	1	4	80

TOTAL FG% 1st Half: 11-28 39.3%
3-Pt. FG% 1st Half: 3-9 33.3%
F Throw % 1st Half: 7-9 77.8%

HOME TEAM: Powell 25-10

##	Player Name	TOT-FG FG-FGA	3-PT FG-FGA	FT-FTA	REBOUNDS OF	DE	TOT	PF	TP	A	TO	BLK	S	MIN
04	Walker, Jake.....	0-0	0-0	0-0	0	0	0	0	0	0	0	0	0	0
05	Howell, Tyler.....	0-2	0-2	0-0	0	0	0	2	0	0	0	0	0	11
11	Seymore, Jason.....	3-6	0-1	0-0	2	3	5	1	6	0	2	1	0	16
13	Hansen, Daniel.....	0-2	0-0	0-0	2	1	3	0	0	0	0	0	0	11
22	Ballinger, Colton...	0-0	0-0	0-0	0	0	0	0	0	0	0	0	0	0
23	Gordon, Nick.....	0-0	0-0	0-0	1	1	2	2	0	0	0	0	0	8
30	Payne, Jeremy.....	0-2	0-1	0-0	0	0	0	2	0	0	0	0	1	2
33	Conner, Chris.....	3-9	0-3	1-1	0	6	6	1	7	0	4	0	0	16
34	Heidel, Lucas.....	0-0	0-0	0-0	0	0	0	0	0	0	0	0	0	0
42	Greene, Andrew.....	0-0	0-0	0-0	0	0	0	0	0	0	0	0	0	0
52	Hansen, Andrew.....	0-0	0-0	0-0	0	0	0	1	0	0	1	0	0	1
55	Hargis, Matt.....	1-5	0-4	1-2	0	2	2	1	3	1	2	0	0	15
	TEAM.....													
	Totals.....	7-26	0-11	2-3	5	13	18	10	16	1	9	1	1	80

TOTAL FG% 1st Half: 7-26 26.9%
3-Pt. FG% 1st Half: 0-11 0.0%
F Throw % 1st Half: 2-3 66.7%

Officials: Walt Kean, Brad Christian, David Sikes
Technical fouls: Oakland-None. Powell-None.
Attendance:

Score by Periods	1st	2nd
Oakland.....	15	17
Powell.....	6	10

Official Basketball Box Score
Oakland vs Clarksville
03/16/07 8:45 PM at Murfreesboro, TN

VISITORS: Oakland 32-4

##	Player Name		TOT-FG FG-FGA	3-PT FG-FGA	FT-FTA	REBOUNDS OF	DE	TOT	PF	TP	A	TO	BLK	S	MIN
04	Maupins, DeAndre....	*	0-2	0-1	0-0	2	6	8	2	0	7	2	0	1	41
12	Allen, Chaisson.....	*	12-33	7-17	5-6	4	2	6	4	36	0	6	0	3	43
24	Wade, Jaffarious....	*	3-20	0-7	4-6	3	2	5	4	10	3	2	0	2	44
42	Blissard, Shane.....	*	5-11	3-5	2-2	3	6	9	4	15	0	0	4	1	42
52	Carlton, Kit.....	*	1-6	0-0	0-0	2	1	3	2	2	1	2	1	0	17
32	Epps, D'Juan.....		0-1	0-1	0-0	1	1	2	1	0	0	1	0	2	30
40	Fann, Drew.....		0-0	0-0	0-0	0	0	0	0	0	0	0	0	0	3
44	Harding, Kendall....		0-0	0-0	0-0	0	0	0	0	0	0	0	0	0	0+
	TEAM.....					2	2	4							
	Totals.....		21-73	10-31	11-14	17	20	37	17	63	11	13	5	9	220

TOTAL FG%	1st Half:	9-29	31.0%	2nd Half:	10-27	37.0%	OT:	2-17	11.8%	Game: 28.8%	DEADB
3-Pt. FG%	1st Half:	4-9	44.4%	2nd Half:	4-11	36.4%	OT:	2-11	18.2%	Game: 32.3%	REBS
F Throw %	1st Half:	2-3	66.7%	2nd Half:	4-6	66.7%	OT:	5-5	100 %	Game: 78.6%	0

HOME TEAM: Clarksville 33-2

##	Player Name		TOT-FG FG-FGA	3-PT FG-FGA	FT-FTA	REBOUNDS OF	DE	TOT	PF	TP	A	TO	BLK	S	MIN
04	Barnes, Adam.....	*	4-7	1-2	1-4	1	6	7	1	10	0	1	1	2	40
10	Harper, Ryne.....	*	7-12	4-7	2-2	0	8	8	2	20	2	4	0	2	44
24	Caldwell, Tyrone....	*	6-14	0-1	2-2	0	5	5	2	14	3	8	0	0	44
30	Henderson, Lavonte..	*	4-7	0-0	1-2	2	5	7	4	9	3	1	1	0	33
31	Merriweather, Shaun.	*	6-14	0-0	1-1	5	8	13	1	13	1	2	0	0	39
02	Baggett, Averitt....		0-0	0-0	0-0	0	0	0	0	0	0	0	0	0	1
03	Harper, Reed.....		0-1	0-1	0-0	0	0	0	0	0	0	0	0	0	4
34	Dowlen, Shawn.....		2-2	0-0	0-1	0	3	3	5	4	1	2	0	1	15
	TEAM.....					3	3	6							
	Totals.....		29-57	5-11	7-12	11	38	49	15	70	10	18	2	5	220

TOTAL FG%	1st Half:	11-25	44.0%	2nd Half:	12-18	66.7%	OT:	6-14	42.9%	Game: 50.9%	DEADB
3-Pt. FG%	1st Half:	1-3	33.3%	2nd Half:	2-4	50.0%	OT:	2-4	50.0%	Game: 45.5%	REBS
F Throw %	1st Half:	0-2	0.0%	2nd Half:	3-4	75.0%	OT:	4-6	66.7%	Game: 58.3%	2

Officials: George Hall, Jason Shelton, Brad Christian
Technical fouls: Oakland-None. Clarksville-None.
Attendance:

Score by Periods	1st	2nd	3rd	4th	OT	OT2	OT3		Total
Oakland.....	16	8	12	16	5	6	0	-	63
Clarksville.....	9	14	12	17	5	6	7	-	70

Play-By-Play
Oakland vs Clarksville
03/16/07 8:45 PM at Murfreesboro, TN

1st PERIOD Play-by-Play (Page 1)

HOME TEAM: Clarksville	TIME	SCORE	MAR	VISITORS: Oakland
	07:45	0-2	V 2	GOOD! JUMPER by Allen, Chaisson
	07:45			ASSIST by Maupins, DeAndre
MISSED JUMPER by Caldwell, Tyrone	07:35			
	07:35			REBOUND (DEF) by Maupins, DeAndre
	07:27			MISSED JUMPER by Blissard, Shane
	07:27			REBOUND (OFF) by Carlton, Kit
	07:25	0-4	V 4	GOOD! JUMPER by Carlton, Kit [PNT]
MISSED JUMPER by Merriweather, Shaun	07:11			
	07:11			REBOUND (DEF) by Blissard, Shane
	06:52	0-7	V 7	GOOD! 3 PTR by Blissard, Shane
	06:52			ASSIST by Maupins, DeAndre
GOOD! 3 PTR by Harper, Ryne	06:20	3-7	V 4	
ASSIST by Henderson, Lavonte	06:20			
	06:07			MISSED 3 PTR by Blissard, Shane
REBOUND (DEF) by Caldwell, Tyrone	06:07			
MISSED JUMPER by Henderson, Lavonte	05:46			
	05:46			REBOUND (DEF) by Carlton, Kit
	05:27	3-9	V 6	GOOD! JUMPER by Allen, Chaisson
TURNOVR by Caldwell, Tyrone	05:14			
	04:54			MISSED JUMPER by Wade, Jaffarious
REBOUND (DEF) by Harper, Ryne	04:54			
TURNOVR by Caldwell, Tyrone	04:44			
	04:29			MISSED JUMPER by Blissard, Shane
	04:29			REBOUND (OFF) by Blissard, Shane
	04:26	3-11	V 8	GOOD! JUMPER by Blissard, Shane [PNT]
MISSED JUMPER by Merriweather, Shaun	04:10			
	04:10			BLOCK by Carlton, Kit
REBOUND (OFF) by Henderson, Lavonte	04:09			
TURNOVR by Henderson, Lavonte	04:09			
	03:59			MISSED JUMPER by Wade, Jaffarious
	03:59			REBOUND (OFF) by Carlton, Kit
	03:57			MISSED JUMPER by Carlton, Kit
REBOUND (DEF) by Harper, Ryne	03:57			
	03:55			FOUL by Blissard, Shane
MISSED JUMPER by Caldwell, Tyrone	03:43			
REBOUND (OFF) by Merriweather, Shaun	03:43			
GOOD! JUMPER by Merriweather, Shaun	03:41	5-11	V 6	
	03:24	5-14	V 9	GOOD! 3 PTR by Allen, Chaisson
	03:24			ASSIST by Wade, Jaffarious
TURNOVR by Caldwell, Tyrone	03:07			
	03:05			STEAL by Allen, Chaisson
	02:55	5-16	V 11	GOOD! JUMPER by Allen, Chaisson
FOUL by Caldwell, Tyrone	02:55			
TIMEOUT 30sec	02:51			
	02:51			MISSED FT SHOT by Allen, Chaisson
REBOUND (DEF) by Henderson, Lavonte	02:51			
MISSED JUMPER by Caldwell, Tyrone	02:35			
REBOUND (OFF) by Henderson, Lavonte	02:35			
GOOD! JUMPER by Henderson, Lavonte [PNT]	02:32	7-16	V 9	
	02:07			MISSED JUMPER by Maupins, DeAndre
BLOCK by Barnes, Adam	02:07			
REBOUND (DEF) by Merriweather, Shaun	02:06			
TURNOVR by Merriweather, Shaun	02:00			
	01:59			STEAL by Allen, Chaisson
	01:55			MISSED JUMPER by Allen, Chaisson
REBOUND (DEF) by Merriweather, Shaun	01:55			
TURNOVR by Merriweather, Shaun	01:51			
	01:50			STEAL by Allen, Chaisson
	01:47			MISSED JUMPER by Wade, Jaffarious
REBOUND (DEF) by Barnes, Adam	01:47			
	01:44			FOUL by Epps, D'Juan
GOOD! JUMPER by Merriweather, Shaun	01:24	9-16	V 7	
	01:05			MISSED 3 PTR by Allen, Chaisson
	01:05			REBOUND (OFF) by Maupins, DeAndre
	00:56			TURNOVR by Wade, Jaffarious
MISSED JUMPER by Merriweather, Shaun	00:43			
	00:43			BLOCK by Blissard, Shane
	00:42			REBOUND (DEF) by Maupins, DeAndre
	00:38			TURNOVR by Maupins, DeAndre

MISSED 3 PTR by Harper, Reed	00:05			
	00:05			REBOUND (DEF) by (TEAM)

Oakland 16, Clarksville 9

2nd PERIOD Play-by-Play (Page 1)

HOME TEAM: Clarksville	TIME	SCORE	MAR	VISITORS: Oakland
GOOD! LAYUP by Caldwell, Tyrone [PNT]	07:46	11-16	V 5	
	07:38			MISSED JUMPER by Allen, Chaisson
REBOUND (DEF) by Dowlen, Shawn	07:38			
GOOD! JUMPER by Caldwell, Tyrone	07:21	13-16	V 3	
	07:06			MISSED JUMPER by Carlton, Kit
REBOUND (DEF) by Dowlen, Shawn	07:06			
GOOD! LAYUP by Merriweather, Shaun [PNT]	06:59	15-16	V 1	
ASSIST by Caldwell, Tyrone	06:59			
	06:40			TIMEOUT 30sec
	06:23			MISSED 3 PTR by Wade, Jaffarious
	06:23			REBOUND (OFF) by Allen, Chaisson
	06:11	15-19	V 4	GOOD! 3 PTR by Blissard, Shane
	06:11			ASSIST by Carlton, Kit
MISSED JUMPER by Caldwell, Tyrone	05:57			
	05:57			BLOCK by Blissard, Shane
	05:56			REBOUND (DEF) by Maupins, DeAndre
	05:52			MISSED JUMPER by Allen, Chaisson
REBOUND (DEF) by Dowlen, Shawn	05:52			
MISSED JUMPER by Harper, Ryne	05:35			
	05:35			REBOUND (DEF) by Allen, Chaisson
	05:27			MISSED JUMPER by Blissard, Shane
	05:27			REBOUND (OFF) by Blissard, Shane
	05:24			MISSED JUMPER by Blissard, Shane
	05:24			REBOUND (OFF) by Wade, Jaffarious
FOUL by Dowlen, Shawn	05:21			
	05:01			TURNOVR by Allen, Chaisson
STEAL by Dowlen, Shawn	05:00			
GOOD! LAYUP by Dowlen, Shawn [FB/PNT]	04:58	17-19	V 2	
FOUL by Dowlen, Shawn	04:27			
	04:27	17-20	V 3	GOOD! FT SHOT by Blissard, Shane
	04:27	17-21	V 4	GOOD! FT SHOT by Blissard, Shane
GOOD! JUMPER by Henderson, Lavonte	03:46	19-21	V 2	
	03:32			FOUL by Carlton, Kit
	03:32			TURNOVR by Carlton, Kit
MISSED 3 PTR by Harper, Ryne	03:26			
REBOUND (OFF) by Barnes, Adam	03:26			
GOOD! JUMPER by Barnes, Adam	03:24	21-21	T 1	
	03:10			TURNOVR by Allen, Chaisson
STEAL by Barnes, Adam	03:09			
TURNOVR by Harper, Ryne	03:08			
	02:28	21-24	V 3	GOOD! 3 PTR by Allen, Chaisson
TURNOVR by Caldwell, Tyrone	02:12			
	02:12			STEAL by Epps, D'Juan
	01:59			MISSED 3 PTR by Allen, Chaisson
REBOUND (DEF) by Harper, Ryne	01:59			
	01:58			FOUL by Allen, Chaisson
	01:49			FOUL by Allen, Chaisson
MISSED JUMPER by Merriweather, Shaun	01:34			
	01:34			REBOUND (DEF) by Epps, D'Juan
	01:14			MISSED JUMPER by Wade, Jaffarious
	01:14			REBOUND (OFF) by Allen, Chaisson
	01:11			MISSED JUMPER by Allen, Chaisson
REBOUND (DEF) by Merriweather, Shaun	01:11			
	01:01			FOUL by Blissard, Shane
MISSED JUMPER by Henderson, Lavonte	00:55			
REBOUND (OFF) by Merriweather, Shaun	00:55			
MISSED JUMPER by Merriweather, Shaun	00:52			
REBOUND (OFF) by Merriweather, Shaun	00:52			
GOOD! JUMPER by Merriweather, Shaun [PNT]	00:50	23-24	V 1	
	00:05			TURNOVR by Maupins, DeAndre
STEAL by Harper, Ryne	00:04			
	00:04			FOUL by Maupins, DeAndre
MISSED FT SHOT by Barnes, Adam	00:04			
REBOUND (OFF) by (DEADBALL)	00:04			
MISSED FT SHOT by Barnes, Adam	00:04			
	00:04			REBOUND (DEF) by Wade, Jaffarious
	00:00			MISSED 3 PTR by Wade, Jaffarious
REBOUND (DEF) by (TEAM)	00:00			

Oakland 24, Clarksville 23

3rd PERIOD Play-by-Play (Page 1)

HOME TEAM: Clarksville	TIME	SCORE	MAR	VISITORS: Oakland
	07:23	23-26	V 3	GOOD! JUMPER by Allen, Chaisson
GOOD! JUMPER by Henderson, Lavonte	07:04	25-26	V 1	
ASSIST by Harper, Ryne	07:04			
	06:47			TURNOVR by Allen, Chaisson
STEAL by Harper, Ryne	06:45			
MISSED 3 PTR by Harper, Ryne	06:39			
	06:39			REBOUND (DEF) by Blissard, Shane
	06:25			MISSED JUMPER by Carlton, Kit
REBOUND (DEF) by Harper, Ryne	06:25			
GOOD! JUMPER by Caldwell, Tyrone	06:17	27-26	H 1	
	05:50			MISSED 3 PTR by Allen, Chaisson
REBOUND (DEF) by Henderson, Lavonte	05:50			
GOOD! LAYUP by Caldwell, Tyrone [PNT]	05:43	29-26	H 3	
	05:39			TIMEOUT 30sec
	05:27	29-28	H 1	GOOD! LAYUP by Blissard, Shane [PNT]
TURNOVR by Caldwell, Tyrone	05:13			
	05:12			STEAL by Wade, Jaffarious
	05:09			MISSED LAYUP by Wade, Jaffarious
	05:09			REBOUND (OFF) by Allen, Chaisson
	05:06			MISSED JUMPER by Allen, Chaisson
REBOUND (DEF) by Barnes, Adam	05:06			
MISSED JUMPER by Barnes, Adam	05:00			
	05:00			REBOUND (DEF) by Blissard, Shane
	04:48	29-31	V 2	GOOD! 3 PTR by Allen, Chaisson
	04:48			ASSIST by Maupins, DeAndre
GOOD! JUMPER by Caldwell, Tyrone	04:27	31-31	T 2	
	04:09			FOUL by Carlton, Kit
	04:09			TURNOVR by Carlton, Kit
MISSED JUMPER by Merriweather, Shaun	03:57			
	03:57			REBOUND (DEF) by Blissard, Shane
FOUL by Henderson, Lavonte	03:56			
	03:32			MISSED 3 PTR by Allen, Chaisson
REBOUND (DEF) by Barnes, Adam	03:32			
	03:31			FOUL by Maupins, DeAndre
MISSED JUMPER by Merriweather, Shaun	02:51			
	02:51			REBOUND (DEF) by Blissard, Shane
	02:31	31-33	V 2	GOOD! LAYUP by Allen, Chaisson [PNT]
MISSED 3 PTR by Caldwell, Tyrone	02:22			
	02:22			REBOUND (DEF) by Blissard, Shane
	02:14			FOUL by Allen, Chaisson
	02:14			TURNOVR by Allen, Chaisson
GOOD! JUMPER by Harper, Ryne	02:06	33-33	T 3	
FOUL by Dowlen, Shawn	01:42			
	01:42	33-34	V 1	GOOD! FT SHOT by Wade, Jaffarious
	01:42			MISSED FT SHOT by Wade, Jaffarious
REBOUND (DEF) by Henderson, Lavonte	01:42			
GOOD! JUMPER by Caldwell, Tyrone	01:15	35-34	H 1	
	00:58			MISSED JUMPER by Allen, Chaisson
	00:58			REBOUND (OFF) by Allen, Chaisson
FOUL by Harper, Ryne	00:56			
FOUL by Henderson, Lavonte	00:51			
	00:45	35-36	V 1	GOOD! JUMPER by Wade, Jaffarious [PNT]
MISSED JUMPER by Caldwell, Tyrone	00:04			
REBOUND (OFF) by (TEAM)	00:04			

Oakland 36, Clarksville 35

4th PERIOD Play-by-Play (Page 1)

HOME TEAM: Clarksville	TIME	SCORE	MAR	VISITORS: Oakland
GOOD! 3 PTR by Harper, Ryne	07:47	38-36	H 2	
ASSIST by Caldwell, Tyrone	07:47			
	07:29			MISSED 3 PTR by Maupins, DeAndre
REBOUND (DEF) by Merriweather, Shaun	07:29			
GOOD! 3 PTR by Harper, Ryne	07:18	41-36	H 5	
ASSIST by Caldwell, Tyrone	07:18			
	07:09			TIMEOUT TEAM
	06:50			MISSED JUMPER by Wade, Jaffarious
	06:50			REBOUND (OFF) by (TEAM)

	06:47	41-38	H 3	GOOD! LAYUP by Wade, Jaffarious [PNT]
	06:47			ASSIST by Maupins, DeAndre
FOUL by Dowlen, Shawn	06:47			
	06:47			MISSED FT SHOT by Wade, Jaffarious
REBOUND (DEF) by Merriweather, Shaun	06:47			
	06:24			FOUL by Wade, Jaffarious
GOOD! FT SHOT by Caldwell, Tyrone	06:24	42-38	H 4	
GOOD! FT SHOT by Caldwell, Tyrone	06:24	43-38	H 5	
	06:10			MISSED JUMPER by Wade, Jaffarious
REBOUND (DEF) by Merriweather, Shaun	06:10			
TURNOVR by Caldwell, Tyrone	06:03			
	05:51			MISSED 3 PTR by Blissard, Shane
REBOUND (DEF) by Harper, Ryne	05:51			
GOOD! JUMPER by Merriweather, Shaun	05:22	45-38	H 7	
ASSIST by Dowlen, Shawn	05:22			
	05:19			FOUL by Blissard, Shane
GOOD! FT SHOT by Merriweather, Shaun	05:19	46-38	H 8	
	05:04			TURNOVR by Allen, Chaisson
STEAL by Barnes, Adam	05:03			
GOOD! LAYUP by Barnes, Adam [FB/PNT]	05:01	48-38	H 10	
	04:58			TIMEOUT TEAM
	04:41	48-41	H 7	GOOD! 3 PTR by Allen, Chaisson
	04:41			ASSIST by Maupins, DeAndre
TURNOVR by Dowlen, Shawn	04:24			
	04:23			STEAL by Blissard, Shane
	04:15			MISSED JUMPER by Wade, Jaffarious
REBOUND (DEF) by Caldwell, Tyrone	04:15			
TURNOVR by Caldwell, Tyrone	04:07			
	04:06			STEAL by Maupins, DeAndre
	04:04	48-44	H 4	GOOD! 3 PTR by Allen, Chaisson
	04:01			ASSIST by Maupins, DeAndre
TURNOVR by Harper, Ryne	03:53			
	03:52			STEAL by Wade, Jaffarious
	03:51	48-46	H 2	GOOD! LAYUP by Wade, Jaffarious [FB/PNT]
FOUL by Barnes, Adam	03:51			
	03:51	48-47	H 1	GOOD! FT SHOT by Wade, Jaffarious
TURNOVR by Dowlen, Shawn	03:24			
	03:13			MISSED 3 PTR by Allen, Chaisson
	03:13			REBOUND (OFF) by Wade, Jaffarious
	03:09			MISSED JUMPER by Wade, Jaffarious
REBOUND (DEF) by Harper, Ryne	03:09			
FOUL by Caldwell, Tyrone	02:41			
TURNOVR by Caldwell, Tyrone	02:41			
	02:16			MISSED JUMPER by Allen, Chaisson
	02:16			REBOUND (OFF) by Wade, Jaffarious
	02:12			MISSED JUMPER by Wade, Jaffarious
REBOUND (DEF) by Merriweather, Shaun	02:12			
	02:08			FOUL by Wade, Jaffarious
TIMEOUT TEAM	01:58			
GOOD! JUMPER by Harper, Ryne [PNT]	01:45	50-47	H 3	
	01:23			MISSED 3 PTR by Wade, Jaffarious
REBOUND (DEF) by Barnes, Adam	01:23			
	01:04			FOUL by Wade, Jaffarious
MISSED FT SHOT by Dowlen, Shawn	01:04			
	01:04			REBOUND (DEF) by Wade, Jaffarious
	00:47			MISSED 3 PTR by Allen, Chaisson
	00:47			REBOUND (OFF) by Maupins, DeAndre
	00:43	50-50	T 4	GOOD! 3 PTR by Allen, Chaisson
	00:43			ASSIST by Maupins, DeAndre
GOOD! JUMPER by Dowlen, Shawn	00:18	52-50	H 2	
FOUL by Dowlen, Shawn	00:06			
	00:06	52-51	H 1	GOOD! FT SHOT by Allen, Chaisson
TIMEOUT TEAM	00:06			
	00:06	52-52	T 5	GOOD! FT SHOT by Allen, Chaisson
	00:06			TIMEOUT TEAM

Clarksville 52, Oakland 52

OT PERIOD Play-by-Play (Page 1)

HOME TEAM: Clarksville	TIME	SCORE	MAR	VISITORS: Oakland
TURNOVR by Harper, Ryne	03:51			
	03:34			MISSED 3 PTR by Allen, Chaisson
REBOUND (DEF) by Henderson, Lavonte	03:34			
GOOD! JUMPER by Merriweather, Shaun	03:17	54-52	H 2	
ASSIST by Harper, Ryne	03:17			

	02:56			MISSED 3 PTR by Wade, Jaffarious
	02:56			REBOUND (OFF) by Epps, D'Juan
FOUL by Merriweather, Shaun	02:50			
	02:50	54-53	H 1	GOOD! FT SHOT by Wade, Jaffarious
	02:50	54-54	T 6	GOOD! FT SHOT by Wade, Jaffarious
GOOD! 3 PTR by Harper, Ryne	02:33	57-54	H 3	
ASSIST by Merriweather, Shaun	02:33			
	02:13			MISSED JUMPER by Allen, Chaisson
	02:13			REBOUND (OFF) by Blissard, Shane
	02:06			TIMEOUT TEAM
	01:46	57-57	T 7	GOOD! 3 PTR by Blissard, Shane
	01:46			ASSIST by Wade, Jaffarious
MISSED 3 PTR by Barnes, Adam	01:14			
REBOUND (OFF) by Merriweather, Shaun	01:14			
MISSED JUMPER by Merriweather, Shaun	01:04			
	01:04			BLOCK by Blissard, Shane
REBOUND (OFF) by (TEAM)	01:04			
MISSED JUMPER by Caldwell, Tyrone	01:00			
	01:00			REBOUND (DEF) by Maupins, DeAndre
	00:06			TURNOVR by Wade, Jaffarious
MISSED 3 PTR by Harper, Ryne	00:00			
	00:00			BLOCK by Blissard, Shane
REBOUND (OFF) by (TEAM)	00:00			

Clarksville 57, Oakland 57

OT2 PERIOD Play-by-Play (Page 1)

HOME TEAM: Clarksville	TIME	SCORE	MAR	VISITORS: Oakland
	03:41			TURNOVR by Allen, Chaisson
MISSED JUMPER by Caldwell, Tyrone	03:23			
	03:23			REBOUND (DEF) by (TEAM)
	03:04			MISSED 3 PTR by Wade, Jaffarious
REBOUND (DEF) by (TEAM)	03:04			
GOOD! JUMPER by Henderson, Lavonte [PNT]	02:51	59-57	H 2	
	02:24			MISSED JUMPER by Allen, Chaisson
BLOCK by Henderson, Lavonte	02:24			
REBOUND (DEF) by Caldwell, Tyrone	02:22			
MISSED JUMPER by Henderson, Lavonte	02:19			
	02:19			REBOUND (DEF) by Maupins, DeAndre
	02:13			TURNOVR by Epps, D'Juan
GOOD! LAYUP by Barnes, Adam [PNT]	01:40	61-57	H 4	
ASSIST by Henderson, Lavonte	01:40			
FOUL by Henderson, Lavonte	01:22			
	01:22	61-58	H 3	GOOD! FT SHOT by Allen, Chaisson
	01:22	61-59	H 2	GOOD! FT SHOT by Allen, Chaisson
GOOD! JUMPER by Harper, Ryne	00:47	63-59	H 4	
	00:39			MISSED JUMPER by Allen, Chaisson
	00:39			REBOUND (OFF) by (TEAM)
	00:31	63-62	H 1	GOOD! 3 PTR by Allen, Chaisson
	00:31			ASSIST by Wade, Jaffarious
FOUL by Henderson, Lavonte	00:31			
	00:31	63-63	T 8	GOOD! FT SHOT by Allen, Chaisson
TURNOVR by Barnes, Adam	00:02			
	00:01			STEAL by Epps, D'Juan
	00:00			MISSED 3 PTR by Epps, D'Juan
REBOUND (DEF) by (TEAM)	00:00			

Clarksville 63, Oakland 63

OT3 PERIOD Play-by-Play (Page 1)

HOME TEAM: Clarksville	TIME	SCORE	MAR	VISITORS: Oakland
	03:13			MISSED JUMPER by Allen, Chaisson
REBOUND (DEF) by Caldwell, Tyrone	03:13			
MISSED JUMPER by Barnes, Adam	02:42			
	02:42			REBOUND (DEF) by Maupins, DeAndre
	02:25			MISSED JUMPER by Carlton, Kit
REBOUND (DEF) by Harper, Ryne	02:25			
	02:15			MISSED JUMPER by Carlton, Kit
REBOUND (DEF) by Harper, Ryne	02:15			
MISSED JUMPER by Harper, Ryne	02:04			
REBOUND (OFF) by Merriweather, Shaun	02:04			
GOOD! 3 PTR by Barnes, Adam	01:52	66-63	H 3	
ASSIST by Henderson, Lavonte	01:52			
	01:30			MISSED 3 PTR by Wade, Jaffarious
REBOUND (DEF) by Henderson, Lavonte	01:30			

FOUL by Harper, Ryne	01:12			
TURNOVR by Harper, Ryne	01:12			
	01:12			TIMEOUT TEAM
	00:49			MISSED 3 PTR by Allen, Chaisson
REBOUND (DEF) by Barnes, Adam	00:49			
	00:38			FOUL by Blissard, Shane
MISSED FT SHOT by Henderson, Lavonte	00:38			
REBOUND (OFF) by (DEADBALL)	00:38			
GOOD! FT SHOT by Henderson, Lavonte	00:38	67-63	H 4	
	00:26			MISSED 3 PTR by Allen, Chaisson
REBOUND (DEF) by Merriweather, Shaun	00:26			
	00:21			FOUL by Wade, Jaffarious
GOOD! FT SHOT by Harper, Ryne	00:21	68-63	H 5	
GOOD! FT SHOT by Harper, Ryne	00:21	69-63	H 6	
	00:14			MISSED 3 PTR by Wade, Jaffarious
REBOUND (DEF) by Barnes, Adam	00:14			
	00:11			FOUL by Allen, Chaisson
GOOD! FT SHOT by Barnes, Adam	00:11	70-63	H 7	
MISSED FT SHOT by Barnes, Adam	00:11			
	00:11			REBOUND (DEF) by Allen, Chaisson
	00:03			MISSED 3 PTR by Allen, Chaisson
REBOUND (DEF) by Caldwell, Tyrone	00:03			

Clarksville 70, Oakland 63

Official Basketball Box Score -- 1st Half
Oakland vs Clarksville
03/16/07 8:45 PM at Murfreesboro, TN

VISITORS: Oakland 32-4

##	Player Name		TOT-FG FG-FGA	3-PT FG-FGA	FT-FTA	REBOUNDS OF	DE	TOT	PF	TP	A	TO	BLK	S	MIN
04	Maupins, DeAndre....	*	0-1	0-0	0-0	1	3	4	1	0	2	2	0	0	14
12	Allen, Chaisson.....	*	5-11	2-4	0-1	2	1	3	2	12	0	2	0	3	15
24	Wade, Jaffarious....	*	0-6	0-2	0-0	1	1	2	0	0	1	1	0	0	16
42	Blissard, Shane.....	*	3-8	2-3	2-2	2	1	3	2	10	0	0	2	0	14
52	Carlton, Kit.....	*	1-3	0-0	0-0	2	1	3	1	2	1	1	1	0	10
32	Epps, D'Juan.....		0-0	0-0	0-0	0	1	1	1	0	0	0	0	1	8
40	Fann, Drew.....		0-0	0-0	0-0	0	0	0	0	0	0	0	0	0	3
44	Harding, Kendall....		0-0	0-0	0-0	0	0	0	0	0	0	0	0	0	0+
	TEAM.....						1	1							
	Totals.....		9-29	4-9	2-3	8	9	17	7	24	4	6	3	4	80

TOTAL FG% 1st Half: 9-29 31.0%
3-Pt. FG% 1st Half: 4-9 44.4%
F Throw % 1st Half: 2-3 66.7%

HOME TEAM: Clarksville 33-2

##	Player Name		TOT-FG FG-FGA	3-PT FG-FGA	FT-FTA	REBOUNDS OF	DE	TOT	PF	TP	A	TO	BLK	S	MIN
04	Barnes, Adam.....	*	1-1	0-0	0-2	1	1	2	0	2	0	0	1	1	13
10	Harper, Ryne.....	*	1-3	1-2	0-0	0	3	3	0	3	0	1	0	1	16
24	Caldwell, Tyrone....	*	2-6	0-0	0-0	0	1	1	1	4	1	4	0	0	16
30	Henderson, Lavonte..	*	2-4	0-0	0-0	2	1	3	0	4	1	1	0	0	13
31	Merriweather, Shaun.	*	4-9	0-0	0-0	3	3	6	0	8	0	2	0	0	13
02	Baggett, Averitt....		0-0	0-0	0-0	0	0	0	0	0	0	0	0	0	0
03	Harper, Reed.....		0-1	0-1	0-0	0	0	0	0	0	0	0	0	0	4
34	Dowlen, Shawn.....		1-1	0-0	0-0	0	3	3	2	2	0	0	0	1	5
	TEAM.....						1	1							
	Totals.....		11-25	1-3	0-2	6	13	19	3	23	2	8	1	3	80

TOTAL FG% 1st Half: 11-25 44.0%
3-Pt. FG% 1st Half: 1-3 33.3%
F Throw % 1st Half: 0-2 0.0%

Officials: George Hall, Jason Shelton, Brad Christian
Technical fouls: Oakland-None. Clarksville-None.
Attendance:

Score by Periods	1st	2nd
Oakland.....	16	8
Clarksville.....	9	14

1996 Class AAA State Boys' Basketball Tournament

March 13 - March 16, 1996 · Murphy Center - MTSU - Murfreesboro, TN

Game 1
Thu. Mar. 14 2:30 PM

Oakland (31-1)	66
Science Hill (33-2)	45

Game 2
Thu. Mar. 14 5:15 PM

Memphis East (26-7)	67
Clarksville (29-4)	52

Game 3
Thu. Mar. 14 7:00 PM

Brainerd (32-3)	63
Clarksville Northwest (28-5)	53

Game 4
Thu. Mar. 14 8:45 PM

White Station (29-5)	60
Oak Ridge (22-8)	51

Game 5
Fri. Mar. 15 7:00 PM

Oakland	56
Memphis East	61

Game 6
Fri. Mar. 15 8:45 PM

Brainerd	54
White Station	62

Game 7
Sat. Mar. 16 7:00 PM

Memphis East	61
White Station	58

Memphis East
STATE CHAMPION

010

OFFICIAL NCAA BASKETBALL BOX SCORE — Site: Murfreesboro, Tenn.

Murfreesboro Oakland High School (32-1) — Date: March 14, 1996

OHS (VISITORS)			Total FG	Total AT	3-Pts FG	3-Pts AT	FT	FT AT	Rebounds OF	Rebounds DF	Rebounds To	PF	TP	A	TO	BK	ST	MN
24	Couey, Michael	f	7	12	6	10	1	4	1	4	5	2	21	1	2	1	0	26
45	King, Gerald	f	2	5	0	2	0	0	2	2	4	5	4	1	0	0	1	14
32	Webb, Derrick	c	3	8	0	0	3	4	4	4	8	2	9	1	2	0	1	29
5	Swader, Ricky	g	3	13	0	0	3	5	2	5	7	2	9	5	0	0	0	29
12	Taylor, John	g	3	5	0	1	2	4	3	2	5	2	8	2	1	0	2	25
4	Shirley, Clay		0	0	0	0	1	2	0	0	0	1	1	0	0	0	0	7
10	Smith, Tony		1	4	0	1	2	2	3	2	5	1	4	2	0	0	0	10
20	Whaley, Ron Joe		3	4	0	0	4	7	1	2	3	3	10	2	0	1	1	18
42	Barnett, Mac		0	0	0	0	0	0	0	0	0	0	0	0	0	0	0	2
52	Robinson, Brent		0	1	0	0	0	0	1	0	1	0	0	0	0	0	0	1
03	Hendrix, Alex		--	--	--	--	--	--	--	--	--	--	--	--	--	--	--	DNP
34	Wright, Morgan		--	--	--	--	--	--	--	--	--	--	--	--	--	--	--	DNP
41	Brindle, Jacob		--	--	--	--	--	--	--	--	--	--	--	--	--	--	--	DNP
44	Jackson, John		--	--	--	--	--	--	--	--	--	--	--	--	--	--	--	DNP
	Team Totals								0	0	0				0			
	TOTALS		22	52	6	14	16	28	17	21	38	18	66	14	5	2	5	160

Deadball Rebounds: 6, 0: 6

Tot FG %:	1st Half:	11-27	.407	2nd Half: 11-25	.440	Game: .423
3-Pt FG %:	1st Half:	4-10	.400	2nd Half: 2- 4	.500	Game: .429
FT % :	1st Half:	2- 3	.667	2nd Half: 14-25	.560	Game: .571

Science Hill High School (33-3)

SHHS (HOME)			Total FG	Total AT	3-Pts FG	3-Pts AT	FT	FT AT	Rebounds OF	Rebounds DF	Rebounds To	PF	TP	A	TO	BK	ST	MN
21	Lewis, Michael	f	0	0	0	0	0	0	0	2	2	0	0	0	0	0	0	11
42	Johnson, Jovann	f	3	7	0	1	3	6	0	3	3	2	9	0	2	0	2	28
54	McHone, Jeremy	c	6	8	0	0	4	7	4	2	6	1	16	0	1	1	0	28
22	Goulds, Gabe	g	1	3	1	2	0	0	1	1	2	3	3	3	2	0	0	22
34	Fields, Brad	g	3	12	0	2	0	0	0	5	5	5	6	2	4	0	0	20
10	Mathes, Bryant		2	2	1	1	0	1	0	1	1	2	5	1	0	0	0	12
12	Dillahunt, Jermaine		1	2	1	1	0	0	1	3	4	2	3	2	0	0	0	10
14	Miller, Brian		0	0	0	0	0	0	0	0	0	0	0	0	1	0	0	1
24	Phillips, Nick		0	1	0	0	0	0	0	0	0	1	0	0	0	0	0	2
30	Ridley, Jared		1	1	1	1	0	0	1	0	1	1	3	0	0	0	0	1
32	Rader, Mike		0	0	0	0	0	0	0	0	0	0	0	0	0	0	0	2
40	Jackson, Roy		0	1	0	0	0	0	0	1	1	2	0	0	0	0	0	4
44	Swafford, Eddie		0	3	0	2	0	0	0	1	1	3	0	0	1	0	0	17
50	McConnell, Garrett		0	0	0	0	0	0	0	0	0	0	0	0	0	0	0	1
52	Talford, T.J.		0	1	0	0	0	0	0	0	0	0	0	0	1	0	0	1
	Team Totals								0	0	0				0			
	TOTALS		17	41	4	10	7	14	7	19	26	22	45	8	12	1	2	160

Deadball Rebounds: 3, 0: 3

Tot FG %:	1st Half:	8-17	.471	2nd Half: 9-24	.375	Game: .415
3-Pt FG %:	1st Half:	2- 5	.400	2nd Half: 2- 5	.400	Game: .400
FT % :	1st Half:	4- 7	.571	2nd Half: 3- 7	.429	Game: .500

	1st	2nd	OT	OT	Tot
OHS	28	38			66
SHHS	22	23			45

OFFICIALS: Ben Tyree, Larry McDaniel, David Gilliam

Technical Fouls: none

Attendance: TBA

Comments: 1996 TSSAA Class AAA Quarterfinals

OHS 14 14 16 22

SHHS 6 16 8 15

010

OFFICIAL NCAA BASKETBALL BOX SCORE - FIRST HALF

Murfreesboro Oakland High School

Date: March 14, 1996

OHS (VISITORS)			Total FG	Total AT	3-Pts FG	3-Pts AT	FT	AT	Rebounds OF	DF	To	PF	TP	A	TO	BK	ST	MN
24	Couey, Michael	f	4	7	4	6	0	0	1	2	3	0	12	1	0	0	0	14
45	King, Gerald	f	2	5	0	2	0	0	1	2	3	3	4	1	0	0	1	8
32	Webb, Derrick	c	2	4	0	0	0	0	2	1	3	2	4	1	1	0	1	16
5	Swader, Ricky	g	1	6	0	0	0	0	1	2	3	0	2	3	0	0	0	16
12	Taylor, John	g	0	2	0	1	1	2	1	0	1	1	1	2	0	0	1	13
3	Hendrix, Alex		0	0	0	0	0	0	0	0	0	0	0	0	0	0	0	--
4	Shirley, Clay		0	0	0	0	0	0	0	0	0	1	0	0	0	0	0	2
10	Smith, Tony		1	2	0	1	0	0	0	0	0	0	2	0	0	0	0	3
20	Whaley, Ron Joe		1	1	0	0	1	1	0	0	0	1	3	2	0	0	0	8
34	Wright, Morgan		0	0	0	0	0	0	0	0	0	0	0	0	0	0	0	--
41	Brindle, Jacob		0	0	0	0	0	0	0	0	0	0	0	0	0	0	0	--
42	Barnett, Mac		0	0	0	0	0	0	0	0	0	0	0	0	0	0	0	--
44	Jackson, John		0	0	0	0	0	0	0	0	0	0	0	0	0	0	0	--
52	Robinson, Brent		0	0	0	0	0	0	0	0	0	0	0	0	0	0	0	--
	Team Totals								0	0	0				0			
	TOTALS		11	27	4	10	2	3	6	7	13	8	28	10	1	0	3	80

Deadball Rebounds: 1, 0: 1

Tot FG %: 1st Half: 11-27 .407
3-Pt FG %: 1st Half: 4-10 .400
FT % : 1st Half: 2- 3 .667

Science Hill High School

SHHS (HOME)			Total FG	Total AT	3-Pts FG	3-Pts AT	FT	AT	Rebounds OF	DF	To	PF	TP	A	TO	BK	ST	MN
21	Lewis, Michael	f	0	0	0	0	0	0	0	2	2	0	0	0	0	0	0	10
42	Johnson, Jovann	f	2	5	0	1	0	0	0	3	3	1	4	0	1	0	1	16
54	McHone, Jeremy	c	3	4	0	0	4	7	3	1	4	0	10	0	0	0	0	14
22	Goulds, Gabe	g	1	1	1	1	0	0	1	0	1	1	3	1	1	0	0	13
34	Fields, Brad	g	1	4	0	1	0	0	0	2	2	2	2	1	4	0	0	10
10	Mathes, Bryant		0	0	0	0	0	0	0	0	0	0	0	0	0	0	0	3
12	Dillahunt, Jermaine		1	1	1	1	0	0	0	0	0	0	3	1	0	0	0	3
14	Miller, Brian		0	0	0	0	0	0	0	0	0	0	0	0	0	0	0	--
24	Phillips, Nick		0	0	0	0	0	0	0	0	0	0	0	0	0	0	0	--
30	Ridley, Jared		0	0	0	0	0	0	0	0	0	0	0	0	0	0	0	--
32	Rader, Mike		0	0	0	0	0	0	0	0	0	0	0	0	0	0	0	--
40	Jackson, Roy		0	1	0	0	0	0	0	1	1	1	0	0	0	0	0	2
44	Swafford, Eddie		0	1	0	1	0	0	0	1	1	1	0	0	1	0	0	9
50	McConnell, Garrett		0	0	0	0	0	0	0	0	0	0	0	0	0	0	0	--
52	Talford, T.J.		0	0	0	0	0	0	0	0	0	0	0	0	0	0	0	--
	Team Totals								0	0	0				0			
	TOTALS		8	17	2	5	4	7	4	10	14	6	22	3	7	0	1	80

Deadball Rebounds: 1, 0: 1

Tot FG %: 1st Half: 8-17 .471
3-Pt FG %: 1st Half: 2- 5 .400
FT % : 1st Half: 4- 7 .571

	1st	2nd	OT	OT	Tot
OHS	28				28
SHHS	22				22

OFFICIALS: Ben Tyree, Larry McDaniel, David Gilliam
Technical Fouls:
Attendance: TBA
Comments: 1996 TSSAA Class AAA Quarterfinals

010

OFFICIAL NCAA BASKETBALL BOX SCORE

Site: Murfreesboro, Tenn.

Date: March 15, 1996

Memphis East High School (28-7)

MEHS (VISITORS)			Total FG	Total AT	3-Pts FG	3-Pts AT	FT	FT AT	Rebounds OF	Rebounds DF	Rebounds To	PF	TP	A	TO	BK	ST	MN
13	Hayes, Jutsins	f	4	8	4	6	2	2	0	2	2	4	14	1	0	0	1	24
33	Knox, David	f	5	11	0	1	0	0	1	8	9	2	10	1	2	0	6	30
51	Rogers, Terry	c	0	1	0	0	0	0	0	3	3	4	0	0	0	0	0	5
11	Stevenson, Antonio	g	1	5	0	0	3	4	1	1	2	0	5	5	0	0	0	31
14	Harris, Tony	g	8	23	2	11	11	12	1	2	3	2	29	0	3	0	2	34
10	Rivers, Nick		0	3	0	1	0	0	0	0	0	2	0	0	0	0	1	6
23	Garner, Terrance		0	1	0	0	0	0	0	0	0	0	0	0	0	0	0	2
24	Jones, Rico		0	0	0	0	0	0	0	0	0	3	0	0	0	0	0	7
31	Gates, Jermaine		0	0	0	0	0	0	1	2	3	0	0	0	0	0	0	3
44	Thaxton, Jasper		0	1	0	0	0	0	1	1	2	1	0	0	0	0	1	12
53	Tate, David		1	2	0	0	1	1	2	2	4	0	3	0	1	1	0	25
00	Copperwood, Marcus		--	--	--	--	--	--	--	--	--	--	--	--	--	--	--	DNP
15	Curry, Ricardo		--	--	--	--	--	--	--	--	--	--	--	--	--	--	--	DNP
21	Norfleet, Marquette		--	--	--	--	--	--	--	--	--	--	--	--	--	--	--	DNP
35	Ingram, Chris		--	--	--	--	--	--	--	--	--	--	--	--	--	--	--	DNP
	Team Totals								0	0	0				0			
	TOTALS		19	55	6	19	17	19	7	21	28	18	61	7	6	1	11	180

Deadball Rebounds: 1, 1: 2

Tot FG %:	1st Half:	10-31	.323	2nd Half: 9-24	.375	Game: .345
3-Pt FG %:	1st Half:	4-12	.333	2nd Half: 2- 7	.286	Game: .316
FT % :	1st Half:	3- 3	1.000	2nd Half: 14-16	.875	Game: .895

Murfreesboro Oakland High School (32-2)

OHS (HOME)			Total FG	Total AT	3-Pts FG	3-Pts AT	FT	FT AT	Rebounds OF	Rebounds DF	Rebounds To	PF	TP	A	TO	BK	ST	MN
24	Couey, Michael	f	1	9	1	6	3	5	2	3	5	1	6	1	1	1	2	28
45	King, Gerald	f	10	21	3	5	7	7	3	11	14	4	30	0	4	0	0	33
32	Webb, Derrick	c	1	3	0	0	0	0	1	2	3	4	2	0	3	1	0	24
5	Swader, Ricky	g	4	5	0	0	2	4	1	2	3	5	10	3	0	0	0	33
12	Taylor, John	g	0	2	0	1	2	4	1	3	4	4	2	0	4	0	0	31
4	Shirley, Clay		1	1	0	0	0	0	0	3	3	1	2	0	2	0	0	7
10	Smith, Tony		0	2	0	2	0	0	0	1	1	1	0	0	1	0	0	6
20	Whaley, Ron Joe		2	5	0	0	0	2	4	3	7	0	4	1	1	0	1	18
03	Hendrix, Alex		--	--	--	--	--	--	--	--	--	--	--	--	--	--	--	DNP
34	Wright, Morgan		--	--	--	--	--	--	--	--	--	--	--	--	--	--	--	DNP
41	Brindle, Jacob		--	--	--	--	--	--	--	--	--	--	--	--	--	--	--	DNP
42	Barnett, Mac		--	--	--	--	--	--	--	--	--	--	--	--	--	--	--	DNP
44	Jackson, John		--	--	--	--	--	--	--	--	--	--	--	--	--	--	--	DNP
52	Robinson, Brent		--	--	--	--	--	--	--	--	--	--	--	--	--	--	--	DNP
	Team Totals								0	2	2				0			
	TOTALS		19	48	4	14	14	22	12	30	42	20	56	5	16	2	3	180

Deadball Rebounds: 3, 0: 3

Tot FG %:	1st Half:	8-21	.381	2nd Half: 11-27	.407	Game: .396
3-Pt FG %:	1st Half:	2- 6	.333	2nd Half: 2- 8	.250	Game: .286
FT % :	1st Half:	11-17	.647	2nd Half: 3- 5	.600	Game: .636

	1st	2nd	OT	OT	Tot
MEHS	27	21	13		61
OHS	29	19	8		56

OFFICIALS: Larry McDaniel, James Hicks, Ben Tyree

Technical Fouls: none

Attendance: TBA

Comments: 1996 TSSAA Class AAA Semifinals

					OT
MEHS	17	10	12	9	13
OHS	15	14	14	5	8

Memphis East High School

Date: March 15, 1996

MEHS (VISITORS)			Total FG	Total AT	3-Pts FG	3-Pts AT	FT	AT	Rebounds OF	DF	To	PF	TP	A	TO	BK	ST	MN
13	Hayes, Jutsins	f	3	6	3	4	0	0	0	1	1	2	9	1	0	0	0	12
33	Knox, David	f	2	5	0	1	0	0	1	5	6	2	4	0	1	0	0	9
51	Rogers, Terry	c	0	1	0	0	0	0	0	3	3	3	0	0	0	0	0	3
11	Stevenson, Antonio	g	1	2	0	0	0	0	1	1	2	0	2	2	0	0	0	12
14	Harris, Tony	g	4	11	1	6	3	3	0	1	1	2	12	0	3	0	0	20
00	Copperwood, Marcus		0	0	0	0	0	0	0	0	0	0	0	0	0	0	0	--
10	Rivers, Nick		0	3	0	1	0	0	0	0	0	1	0	0	0	0	1	4
15	Curry, Ricardo		0	0	0	0	0	0	0	0	0	0	0	0	0	0	0	--
21	Norfleet, Marquette		0	0	0	0	0	0	0	0	0	0	0	0	0	0	0	--
23	Garner, Terrance		0	1	0	0	0	0	0	0	0	0	0	0	0	0	0	3
24	Jones, Rico		0	0	0	0	0	0	0	0	0	3	0	0	0	0	0	7
31	Gates, Jermaine		0	0	0	0	0	0	1	2	3	0	0	0	0	0	0	3
35	Ingram, Chris		0	0	0	0	0	0	0	0	0	0	0	0	0	0	0	--
44	Thaxton, Jasper		0	1	0	0	0	0	1	0	1	0	0	0	0	0	1	4
53	Tate, David		0	1	0	0	0	0	1	1	2	0	0	0	0	1	0	7
	Team Totals								0	0	0				0			
	TOTALS		10	31	4	12	3	3	5	14	19	13	27	3	4	1	2	84

Deadball Rebounds: 0, 0: 0

Tot FG %: 1st Half: 10-31 .323
3-Pt FG %: 1st Half: 4-12 .333
FT % : 1st Half: 3- 3 1.000

Murfreesboro Oakland High School

OHS (HOME)			Total FG	Total AT	3-Pts FG	3-Pts AT	FT	AT	Rebounds OF	DF	To	PF	TP	A	TO	BK	ST	MN
24	Couey, Michael	f	1	5	1	4	3	5	1	3	4	0	6	1	0	0	1	10
45	King, Gerald	f	3	6	1	2	6	6	1	3	4	2	13	0	2	0	0	13
32	Webb, Derrick	c	1	3	0	0	0	0	0	2	2	2	2	0	1	0	0	11
5	Swader, Ricky	g	2	3	0	0	1	2	0	1	1	2	5	2	0	0	0	16
12	Taylor, John	g	0	1	0	0	1	2	0	1	1	0	1	0	1	0	0	13
3	Hendrix, Alex		0	0	0	0	0	0	0	0	0	0	0	0	0	0	0	--
4	Shirley, Clay		0	0	0	0	0	0	0	0	0	1	0	0	0	0	0	3
10	Smith, Tony		0	0	0	0	0	0	0	1	1	0	0	0	0	0	0	3
20	Whaley, Ron Joe		1	3	0	0	0	2	1	3	4	0	2	1	1	0	1	11
34	Wright, Morgan		0	0	0	0	0	0	0	0	0	0	0	0	0	0	0	--
41	Brindle, Jacob		0	0	0	0	0	0	0	0	0	0	0	0	0	0	0	--
42	Barnett, Mac		0	0	0	0	0	0	0	0	0	0	0	0	0	0	0	--
44	Jackson, John		0	0	0	0	0	0	0	0	0	0	0	0	0	0	0	--
52	Robinson, Brent		0	0	0	0	0	0	0	0	0	0	0	0	0	0	0	--
	Team Totals								0	2	2				0			
	TOTALS		8	21	2	6	11	17	3	16	19	7	29	4	5	0	2	80

Deadball Rebounds: 2, 0: 2

Tot FG %: 1st Half: 8-21 .381
3-Pt FG %: 1st Half: 2- 6 .333
FT % : 1st Half: 11-17 .647

	1st	2nd	OT	OT	Tot
MEHS	27				27
OHS	29				29

OFFICIALS: Larry McDaniel, James Hicks, Ben Tyree
Technical Fouls:
Attendance: TBA
Comments: 1996 TSSAA Class AAA Semifinals

MEHS 17 10
OHS 15 14

1994 Class AAA State Boys' Basketball Tournament

March 16 - March 19, 1994 · Murphy Center - MTSU - Murfreesboro, TN

Game 1
Thu. Mar. 17 2:30 PM

Memphis East (24-7)	60
Columbia (32-1)	59

Game 2
Thu. Mar. 17 5:15 PM

Nashville Overton (29-3)	71
Bolton (18-16)	57

Game 3
Thu. Mar. 17 7:00 PM

Science Hill (34-2)	66
Bearden (31-2)	63

Game 4
Thu. Mar. 17 8:45 PM

MBA (34-2)	60
Oakland (30-2)	55

Game 5
Fri. Mar. 18 7:00 PM

Memphis East	78
Nashville Overton	81

Game 6
Fri. Mar. 18 8:45 PM

Science Hill	83
MBA	70

Game 7
Sat. Mar. 19 7:00 PM

Nashville Overton	62
Science Hill	79

Science Hill
STATE CHAMPION

OFFICIAL NCAA BASKETBALL BOX SCORE
Oakland High School (30-3)

Site: Murfreesboro, Tenn.
Date: March 17, 1994

	OAHS (VISITORS)		Total FG	Total AT	3-Pts FG	3-Pts AT	FT	AT	Rebounds OF	DF	To	PF	TP	A	TO	BK	ST	MN
34	Pencek, Rod	f	7	11	1	2	2	3	2	3	5	1	17	1	6	0	3	32
44	Harden, K.J.	f	3	11	0	3	0	0	1	2	3	1	6	7	2	0	0	32
45	King, Gerald	c	5	7	1	2	2	2	3	6	9	5	13	1	4	0	1	23
12	McCullough, Laran	g	3	8	1	3	2	2	0	3	3	0	9	1	1	0	0	32
41	Nightingale, Chris	g	1	1	1	1	0	0	0	2	2	0	3	1	2	0	0	15
5	Swader, Ricky		0	1	0	1	0	0	1	0	1	0	0	1	0	0	0	5
43	Cason, Phillip		2	5	0	0	3	4	2	1	3	4	7	0	1	4	0	20
03	Knox, Marcus		--	--	--	--	--	--	--	--	--	--	--	--	--	--	--	DNP
04	Shirley, Clay		--	--	--	--	--	--	--	--	--	--	--	--	--	--	--	DNP
10	Smith, Tony		--	--	--	--	--	--	--	--	--	--	--	--	--	--	--	DNP
20	Whaley, Ron Joe		--	--	--	--	--	--	--	--	--	--	--	--	--	--	--	DNP
24	Couey, Michael		--	--	--	--	--	--	--	--	--	--	--	--	--	--	--	DNP
32	Webb, Derrick		--	--	--	--	--	--	--	--	--	--	--	--	--	--	--	DNP
42	Nelson, Kelvin		--	--	--	--	--	--	--	--	--	--	--	--	--	--	--	DNP
52	Allen, Bryan		--	--	--	--	--	--	--	--	--	--	--	--	--	--	--	DNP
	Team Totals								0	1	1				0			
	TOTALS		21	44	4	12	9	11	9	18	27	11	55	12	16	4	4	160

Deadball Rebounds: 0, 0: 0

Tot FG %:	1st Half:	10-21	.476	2nd Half:	11-23	.478	Game: .477
3-Pt FG %:	1st Half:	3- 5	.600	2nd Half:	1- 7	.143	Game: .333
FT % :	1st Half:	6- 7	.857	2nd Half:	3- 4	.750	Game: .818

Montgomery Bell Academy (29-5)

	MBA (HOME)		Total FG	Total AT	3-Pts FG	3-Pts AT	FT	AT	Rebounds OF	DF	To	PF	TP	A	TO	BK	ST	MN
30	Henderson, Jonathan	f	1	9	1	8	0	0	2	1	3	1	3	0	2	0	2	21
35	Welhoelter, Rob	f	1	3	1	1	0	2	0	1	1	4	3	1	0	2	1	25
55	Coles, Will	c	7	12	0	0	7	7	2	3	5	1	21	2	2	1	1	26
12	Barrett, Andy	g	4	8	3	5	1	1	1	1	2	0	12	5	1	0	0	32-
14	Corbett, Ben	g	6	8	2	3	0	0	0	5	5	2	14	5	4	0	2	29
20	Morrissey, Ted		0	0	0	0	0	0	0	0	0	0	0	0	0	0	0	8
33	Allen, Russ		1	2	0	0	0	0	0	0	0	2	2	1	0	0	0	7
52	Dunkerley, Mark		2	2	0	0	1	2	0	2	2	2	5	1	1	1	0	12
10	Martin, Grant		0	0	0	0	0	0	0	1	1	0	0	0	0	0	0	0+
22	Godwin, Michael		--	--	--	--	--	--	--	--	--	--	--	--	--	--	--	DNP
24	Verner, Logan		0	0	0	0	0	0	0	0	0	0	0	0	0	0	0	0+
40	Osborn, Brent		--	--	--	--	--	--	--	--	--	--	--	--	--	--	--	DNP
50	Cermak, Allen		--	--	--	--	--	--	--	--	--	--	--	--	--	--	--	DNP
	Team Totals								0	1	1				0			
	TOTALS		22	44	7	17	9	12	5	15	20	12	60	15	10	4	6	160

Deadball Rebounds: 2, 1: 3

Tot FG %:	1st Half:	12-25	.480	2nd Half:	10-19	.526	Game: .500
3-Pt FG %:	1st Half:	4-11	.364	2nd Half:	3- 6	.500	Game: .412
FT % :	1st Half:	4- 5	.800	2nd Half:	5- 7	.714	Game: .750

OFFICIALS: John Hall, Tim Gattis, Larry McDaniel
Technical Fouls: none
Attendance: 7225
Comments: TSSAA State Tournament

	1st	2nd	OT	OT	Tot
OAHS	29	26			55
MBA	32	28			60

	1	2	3	4
Oakland	12	17	11	15
MBA	17	15	12	16

CURRENT STATS - HALFTIME

CompuSTATS / San Diego,CA (619)296-7834

Oakland High School

Date: March 17, 1994

	OAHS (VISITORS)		FG	AT	FG	AT	FT	AT	OF	DF	To	PF	TP	A	TO	BK	ST	MN
			Total-3-pts						Rebounds									
34	Pencek,Rod	f	3*	5*	1*	1	1	1	1	2	3	0	8*<	0	2*	0	0	16
44	Harden,K.J.	f	1	4	0	1	0	0	0	2	2	1	2	4*	2*	0	0	16
45	King,Gerald	c	2	3	0	0	0	0	1	3*	4*	2*	4	0	2*	0	1*	10
12	McCullough,Laran	g	1	4	1*	2*	2*	2*	0	1	1	0	5	0	1	0	0	16
41	Nightingale,Chris	g	1	1	1*	1	0	0	0	1	1	0	3	1	1	0	0	10
03	Knox,Marcus		0	0	0	0	0	0	0	0	0	0	0	0	0	0	0	0
04	Shirley,Clay		0	0	0	0	0	0	0	0	0	0	0	0	0	0	0	0
05	Swader,Ricky		0	0	0	0	0	0	0	0	0	0	0	0	0	0	0	0
10	Smith,Tony		0	0	0	0	0	0	0	0	0	0	0	0	0	0	0	0
20	Whaley,Ron Joe		0	0	0	0	0	0	0	0	0	0	0	0	0	0	0	0
24	Couey,Michael		0	0	0	0	0	0	0	0	0	0	0	0	0	0	0	0
32	Webb,Derrick		0	0	0	0	0	0	0	0	0	0	0	0	0	0	0	0
42	Nelson,Kelvin		0	0	0	0	2*	2*	0	0	0	0	2	0	0	0	0	0
43	Cason,Phillip		2	4	0	0	1	2*	2*	1	3	1	5	0	0	3*	0	12
52	Allen,Bryan		0	0	0	0	0	0	0	0	0	0	0	0	0	0	0	0
	Team Totals								0	0	0				8			
	TOTALS		10	21	3	5	6	7	4	10	14	4	29	5	8	3	1	80

Deadball Rebounds: 0, 0: 0

Tot FG %:	1st Half:	10-21	.476	2nd Half:	0- 0	.000	Game:	.476
3-Pt FG %:	1st Half:	3- 5	.600	2nd Half:	0- 0	.000	Game:	.600
FT % :	1st Half:	6- 7	.857	2nd Half:	0- 0	.000	Game:	.857

Montgomery Bell Academy

	MBA (HOME)		FG	AT	FG	AT	FT	AT	OF	DF	To	PF	TP	A	TO	BK	ST	MN
			Total-3-Pts						Rebounds									
30	Henderson,Jonathan	f	0	6	0	5*	0	0	2*	1	3*	1	0	0	0	0	1*	9
35	Welhoelter,Rob	f	1	2	1	1	0	0	0	0	0	1	3	1	0	0	1*	12
55	Coles,Will	c	4*	7*	0	0	3*	3*	1	2*	3*	0	11*<	1	1*	1*	1*	12
12	Barrett,Andy	g	2	4	2*	4	0	0	0	1	1	0	6	3*	1*	0	0	16
14	Corbett,Ben	g	2	2	1	1	0	0	0	2*	2	1	5	3*	1*	0	1*	14
10	Martin,Grant		0	0	0	0	0	0	0	1	1	0	0	0	0	0	0	0
20	Morrissey,Ted		0	0	0	0	0	0	0	0	0	0	0	0	0	0	0	3
22	Godwin,Michael		0	0	0	0	0	0	0	0	0	0	0	0	0	0	0	0
24	Verner,Logan		0	0	0	0	0	0	0	0	0	0	0	0	0	0	0	0
33	Allen,Russ		1	2	0	0	0	0	0	0	0	0	2	1	0	0	0	5
40	Osborn,Brent		0	0	0	0	0	0	0	0	0	0	0	0	0	0	0	0
50	Cermak,Allen		0	0	0	0	0	0	0	0	0	0	0	0	0	0	0	0
52	Dunkerley,Mark		2	2	0	0	1	2	0	1	1	2*	5	0	1*	0	0	9
	Team Totals								0	0	0				4			
	TOTALS		12	25	4	11	4	5	3	8	11	5	32	9	4	1	4	80

Deadball Rebounds: 1, 0: 1

Tot FG %:	1st Half:	12-25	.480	2nd Half:	0- 0	.000	Game:	.480
3-Pt FG %:	1st Half:	4-11	.364	2nd Half:	0- 0	.000	Game:	.364
FT % :	1st Half:	4- 5	.800	2nd Half:	0- 0	.000	Game:	.800

* - Denotes high in that category

MBA : largest lead: 8 No. of leads: 2
OAHS: largest lead: 1 No. of leads: 1

Lead Changes: 2 No. of Ties: 0

	1	2	H
Oakland	12	17	29
MBA	17	15	32

1993 Class AAA State Boys' Basketball Tournament

March 17 - March 20, 1993 · Murphy Center - MTSU - Murfreesboro, TN

Game 1
Thu. Mar. 18 2:30 PM

Science Hill (29-6)	61
Nashville Overton (28-5)	57

Game 2
Thu. Mar. 18 5:15 PM

Columbia (27-5)	72
Bolton (26-9)	67

Game 3
Thu. Mar. 18 7:00 PM

Oakland (29-3)	64
Whites Creek (27-7)	54

Game 4
Thu. Mar. 18 8:45 PM

Fairley (34-1)	75
Dobyns Bennett (35-1)	60

Game 5
Fri. Mar. 19 7:00 PM

Science Hill	68
Columbia	74

Game 6
Fri. Mar. 19 8:45 PM

Oakland	59
Fairley	65

Game 7
Sat. Mar. 20 8:00 PM

Columbia	71
Fairley	91

Fairley
STATE CHAMPION

OFFICIAL NCAA BASKETBALL BOX SCORE 03-17-93 MURFREESBORO
Licensed To: Middle Tennessee FINAL BOX

VISITORS: OAKLAND 30-3

NO	PLAYER	FG	FGA	3P	3PA	FT	FTA	OR	DR	TOT	PF	PTS	A	TO	BLK	S	MIN
12	LAREN McCULLOUGH	4	8	0	2	0	2	3	0	3	0	8	0	2	0	0	29
24	MATT COBLE	5	11	1	3	2	2	1	4	5	4	13	5	4	0	2	21
34	ROD PENCEK	5	7	1	2	0	0	0	6	6	2	11	1	2	0	0	29
44	K.J. HARDEN	2	4	0	0	0	0	0	6	6	1	4	6	3	1	0	32
45	GERALD KING	11	15	0	0	4	5	3	10	13	3	26	1	4	2	1	32
20	DARRYL JOHNSON	1	3	0	1	0	0	0	0	0	1	2	0	2	0	0	13
03	ROBBIE JOHNSON	DNP- CC															
10	RODNEY MURRAY	DNP- CCC															
52	BRYAN ALLEN	DNP- CC															
41	CHRIS NIGHTINGALE	0	0	0	0	0	0	0	2	2	3	0	0	2	0	0	3
43	ROBBIE OWENS	0	0	0	0	0	0	0	0	0	0	0	0	0	0	0	1
32	RIC HOWSE	DNP- CC															
05	TIM SLICKER	DNP- CC															
04	KEVIN TEMPLETON	DNP- CC															
	TEAM							0	0	0				0			
	TOTALS	28	48	2	8	6	9	7	28	35	14	64	13	19	3	3	160

TOTAL FG %	1st Half 63.6	2nd Half 53.8	OT	Game 58.3	DEADBALL		
3 PT FG %	1st Half 33.3	2nd Half 20.0	OT	Game 25.0	REBOUNDS	1	
FT %	1st Half 75.0	2nd Half 0.0	OT	Game 66.7			

HOME: WHITES CREEK 27-8

NO	PLAYER	FG	FGA	3P	3PA	FT	FTA	OR	DR	TOT	PF	PTS	A	TO	BLK	S	MIN
20	ALAN CARTER	2	17	1	9	6	8	2	2	4	2	11	1	3	0	1	26
22	JAMES PAYNE	4	10	0	0	5	6	4	3	7	0	13	0	1	0	0	28
32	TORIAN DALY	0	5	0	0	0	0	2	1	3	0	0	1	3	0	0	13
44	MICHÁEL MEAD	7	18	1	4	0	0	2	1	3	0	15	1	1	0	0	30
50	JOHNATHON RAY	0	1	0	0	0	2	0	0	0	1	0	0	0	0	0	11
12	ERRICK McFARLAND	1	1	0	0	0	0	0	0	0	0	2	0	0	0	0	3
34	STACY O'NEAL	4	5	0	0	1	2	6	2	8	3	9	0	2	1	0	17
10	MYRON BROOME	DNP- CC															
01	TRAVIS PESTECOST	DNP- CC															
24	MARROL PRICE	2	4	0	0	0	0	2	2	4	1	4	0	0	0	0	21
40	RAYMOND PUGH	0	7	0	0	0	0	4	2	6	2	0	0	0	0	0	10
30	TONY MURPHY	0	0	0	0	0	0	0	0	0	0	0	0	0	0	0	1
14	JOHN SHEPHERD	0	0	0	0	0	0	0	0	0	1	0	0	0	0	0	0
	TEAM							0	2	2				0			
	TOTALS	20	68	2	13	12	18	22	15	37	10	54	3	10	1	1	160

TOTAL FG %	1st Half 17.1	2nd Half 42.4	OT	Game 29.4	DEADBALL		
3 PT FG %	1st Half 14.3	2nd Half 16.7	OT	Game 15.4	REBOUNDS	4	
FT %	1st Half 83.3	2nd Half 33.3	OT	Game 66.7			

Technical Fouls: 0
Attendance: TBA

OFFICIALS
#0- TYRONE THOMPSON
#0- DAVID CAMPBELL
#0- DON VANNATTA

SCORE BY PERIODS	1	2	OT	OT	OT	FINAL
OAKLAND	35	29				64
WHITES CREEK	23	31				54

TECHNICAL FOULS:

INDIVIDUAL:
OAKLAND: NONE

	1	2	3	4	Final
Oakland	21	14	17	12	64
Whites Creek	11	12	16	15	54

OFFICIAL NCAA BASKETBALL BOX SCORE 03-17-93 MURFREESBORO FIRST HALF
Licensed To: Middle Tennessee

VISITORS: OAKLAND

NO	PLAYER	FG	FGA	3P	3PA	FT	FTA	OR	DR	TOT	PF	PTS	A	TO	BLK	S	MIN
12	LAREN McCULLOUGH	2	4	0	1	0	2	0	0	0	0	4	0	0	0	0	14
24	MATT COBLE	2	6	0	1	2	2	1	2	3	2	6	2	2	0	2	9
34	ROD PENCEK	3	3	1	1	0	0	0	2	2	0	7	0	1	0	0	14
44	K.J. HARDEN	1	1	0	0	0	0	0	4	4	1	2	3	2	0	0	16
45	GERALD KING	5	6	0	0	4	4	1	8	9	1	14	1	3	2	1	16
20	DARRYL JOHNSON	1	2	0	0	0	0	0	0	0	1	2	0	1	0	0	9
03	ROBBIE JOHNSON	DNP-															
10	RODNEY MURRAY	DNP-															
52	BRYAN ALLEN	DNP-															
41	CHRIS NIGHTINGALE	0	0	0	0	0	0	0	2	2	3	0	0	2	0	0	2
43	ROBBIE OWENS	DNP-															
32	RIC HOWSE	DNP-															
05	TIM SLICKER	DNP-															
04	KEVIN TEMPLETON	DNP-															
	TEAM							0	0	0				0			
	TOTALS	14	22	1	3	6	8	2	18	20	8	35	6	11	2	3	80

TOTAL FG % 1st Half	63.6	2nd Half	OT	Game	63.6	DEADBALL	
3 PT FG % 1st Half	33.3	2nd Half	OT	Game	33.3	REBOUNDS	1
FT % 1st Half	75.0	2nd Half	OT	Game	75.0		

HOME: WHITES CREEK

NO	PLAYER	FG	FGA	3P	3PA	FT	FTA	OR	DR	TOT	PF	PTS	A	TO	BLK	S	MIN
20	ALAN CARTER	0	8	0	5	5	6	1	0	1	2	5	0	3	0	0	13
22	JAMES PAYNE	2	7	0	0	4	4	2	1	3	0	8	0	0	0	0	12
32	TORIAN DALY	0	5	0	0	0	0	2	1	3	0	0	1	2	0	0	8
44	MICHAEL MEAD	2	8	1	2	0	0	1	1	2	0	5	0	0	0	0	15
50	JOHNATHON RAY	0	1	0	0	0	0	0	0	0	1	0	0	0	0	0	7
12	ERRICK McFARLAND	DNP-															
34	STACY O'NEAL	0	0	0	0	1	2	1	1	2	0	1	0	1	1	0	8
10	MYRON BROOME	0	0	0	0	0	0	0	0	0	0	0	0	0	0	0	0
01	TRAVIS PESTECOST	DNP-															
24	MARROL PRICE	2	2	0	0	0	0	2	1	3	1	4	0	0	0	0	10
40	RAYMOND PUGH	0	4	0	0	0	0	2	2	4	1	0	0	0	0	0	7
30	TONY MURPHY	DNP-															
14	JOHN SHEPHERD	DNP-															
	TEAM							0	0	0				0			
	TOTALS	6	35	1	7	10	12	11	7	18	5	23	1	6	1	0	80

TOTAL FG % 1st Half	17.1	2nd Half	OT	Game	17.1	DEADBALL	
3 PT FG % 1st Half	14.3	2nd Half	OT	Game	14.3	REBOUNDS	2
FT % 1st Half	83.3	2nd Half	OT	Game	83.3		

Technical Fouls: 0
Attendance:

OFFICIALS
#0- TYRONE THOMPSON
#0- DAVID CAMPBELL
#0- DON VANNATTA

SCORE BY PERIODS	1	2	OT	OT	OT	FINAL
OAKLAND	35					35
WHITES CREEK	23					23

TECHNICAL FOULS:

	1	2
Oakland	21	14

OFFICIAL NCAA BASKETBALL BOX SCORE 03-19-93 MURFREESBORO
Licensed To: Middle Tennessee

FINAL BOX

VISITORS: FAIRLEY 36-1

NO	PLAYER	FG	FGA	3P	3PA	FT	FTA	OR	DR	TOT	PF	PTS	A	TO	BLK	S	MIN
10	SAMMIE CLARK	3	4	0	0	2	4	0	0	0	5	8	5	3	0	5	31
22	VINCENT RAINEY	5	8	0	0	5	6	4	3	7	4	15	4	3	0	0	27
23	CEDRIC MILLER	6	10	0	0	0	1	1	6	7	1	12	1	0	0	2	32
32	MARLON TOWNS	3	7	0	0	3	5	2	10	12	4	9	0	2	0	0	30
40	SYLVESTER FORD	7	21	1	1	2	2	2	1	3	2	17	3	2	1	0	31
42	MARCUS JOHNSON	DNP- CC															
12	RODNEY COLEMAN	DNP- CC															
15	ANDRE PALMER	DNP- CC															
34	CURTIS COLEMAN	DNP- CC															
33	RONALD SAULSBURY	1	1	0	0	0	0	2	3	5	1	2	0	1	0	0	8
25	VINCENT FRISCO	0	0	0	0	2	2	0	0	0	0	2	0	0	0	0	1
20	OLIVER WALTON	DNP- CC															
50	MELVIN WILKINS	DNP- CC															
44	STERLING WILLIAMS	DNP- CC															
	TEAM							0	0	0				0			
	TOTALS	25	51	1	1	14	20	11	23	34	17	65	13	11	1	7	160

TOTAL FG %	1st Half 60.7	2nd Half 34.8	OT	Game 49.0	DEADBALL		
3 PT FG %	1st Half 100.0	2nd Half 0.0	OT	Game 100.0	REBOUNDS	2	
FT %	1st Half 83.3	2nd Half 64.3	OT	Game 70.0			

HOME: OAKLAND 30-4

NO	PLAYER	FG	FGA	3P	3PA	FT	FTA	OR	DR	TOT	PF	PTS	A	TO	BLK	S	MIN
12	LAREN McCULLOUGH	1	4	0	2	0	0	0	2	2	4	2	1	1	0	0	30
24	MATT COBLE	8	23	3	10	2	2	2	0	2	4	21	1	2	0	1	29
34	ROD PENCEK	7	9	0	0	0	0	3	3	6	3	14	1	3	0	0	32
44	K.J. HARDEN	1	10	0	4	5	7	2	4	6	4	7	3	2	0	0	32
45	GERALD KING	5	6	0	0	4	4	3	9	12	4	14	2	2	0	1	24
20	DARRYL JOHNSON	0	3	0	2	0	0	0	1	1	2	0	0	0	0	0	11
03	ROBBIE JOHNSON	DNP- CC															
10	RODNEY MURRAY	DNP- CC															
52	BRYAN ALLEN	DNP- CC															
41	CHRIS NIGHTINGALE	0	1	0	0	1	1	0	0	0	0	1	0	0	0	0	2
43	ROBBIE OWENS	DNP- CC															
32	RIC HOWSE	DNP- CC															
05	TIM SLICKER	DNP- CC															
04	KEVIN TEMPLETON	DNP- CC															
	TEAM							2	0	2				0			
	TOTALS	22	56	3	18	12	14	12	19	31	21	59	8	10	0	2	160

TOTAL FG %	1st Half 44.0	2nd Half 35.5	OT	Game 39.3	DEADBALL		
3 PT FG %	1st Half 20.0	2nd Half 15.4	OT	Game 16.7	REBOUNDS	1	
FT %	1st Half 83.3	2nd Half 87.5	OT	Game 85.7			

Technical Fouls: 0
Attendance: 8,672

OFFICIALS
#0- DAVID CAMPBELL
#0- PETE NORVILLE
#0- DON VANNATTA

SCORE BY PERIODS	1	2	OT	OT	OT	FINAL
FAIRLEY	40	25				65
OAKLAND	28	31				59

TECHNICAL FOULS:

INDIVIDUAL:

	1	2	3	4	Final
Fairley	20	20	11	14	65

OFFICIAL NCAA BASKETBALL BOX SCORE 03-19-93 MURFREESBORO
Licensed To: Middle Tennessee

FIRST HALF

VISITORS: FAIRLEY

NO	PLAYER	FG	FGA	3P	3PA	FT	FTA	OR	DR	TOT	PF	PTS	A	TO	BLK	S	MIN
10	SAMMIE CLARK	1	1	0	0	0	0	0	0	0	0	2	5	2	0	3	16
22	VINCENT RAINEY	3	5	0	0	2	2	2	2	4	2	8	3	3	0	0	16
23	CEDRIC MILLER	6	7	0	0	0	0	1	3	4	0	12	1	0	0	2	16
32	MARLON TOWNS	1	2	0	0	3	4	0	4	4	3	5	0	1	0	0	14
40	SYLVESTER FORD	5	12	1	1	0	0	1	0	1	2	11	1	1	1	0	15
42	MARCUS JOHNSON	0	0	0	0	0	0	0	0	0	0	0	0	0	0	0	0
12	RODNEY COLEMAN	DNP-															
15	ANDRE PALMER	DNP-															
34	CURTIS COLEMAN	DNP-															
33	RONALD SAULSBURY	1	1	0	0	0	0	1	1	2	0	2	0	0	0	0	3
25	VINCENT FRISCO	DNP-															
20	OLIVER WALTON	DNP-															
50	MELVIN WILKINS	DNP-															
44	STERLING WILLIAMS	DNP-															
	TEAM							0	0	0				0			
	TOTALS	17	28	1	1	5	6	5	10	15	7	40	10	7	1	5	80

TOTAL FG %	1st Half 60.7	2nd Half	OT	Game 60.7	DEADBALL		
3 PT FG %	1st Half 100.0	2nd Half	OT	Game 100.0	REBOUNDS	1	
FT %	1st Half 83.3	2nd Half	OT	Game 83.3			

HOME: OAKLAND

NO	PLAYER	FG	FGA	3P	3PA	FT	FTA	OR	DR	TOT	PF	PTS	A	TO	BLK	S	MIN
12	LAREN McCULLOUGH	0	2	0	1	0	0	0	1	1	0	0	0	1	0	0	14
24	MATT COBLE	5	10	1	2	2	2	0	0	0	2	13	0	2	0	1	16
34	ROD PENCEK	4	5	0	0	0	0	0	0	0	1	8	1	2	0	0	16
44	K.J. HARDEN	1	5	0	1	1	2	1	2	3	1	3	2	1	0	0	16
45	GERALD KING	1	2	0	0	2	2	2	3	5	3	4	2	2	0	0	13
20	DARRYL JOHNSON	0	1	0	1	0	0	0	0	0	0	0	0	0	0	0	5
03	ROBBIE JOHNSON	DNP-															
10	RODNEY MURRAY	DNP-															
52	BRYAN ALLEN	DNP-															
41	CHRIS NIGHTINGALE	DNP-															
43	ROBBIE OWENS	DNP-															
32	RIC HOWSE	DNP-															
05	TIM SLICKER	DNP-															
04	KEVIN TEMPLETON	DNP-															
	TEAM							1	0	1				0			
	TOTALS	11	25	1	5	5	6	4	6	10	7	28	5	8	0	1	80

TOTAL FG %	1st Half 44.0	2nd Half	OT	Game 44.0	DEADBALL		
3 PT FG %	1st Half 20.0	2nd Half	OT	Game 20.0	REBOUNDS	1	
FT %	1st Half 83.3	2nd Half	OT	Game 83.3			

Technical Fouls: 0
Attendance:

OFFICIALS
#0- DAVID CAMPBELL
#0- PETE NORVILLE
#0- DON VANNATTA

SCORE BY PERIODS	1	2	OT	OT	OT	FINAL
FAIRLEY	40					40
OAKLAND	28					28

		1	2
TECHNICAL FOULS:	Fairley	20	20
INDIVIDUAL:	Oakland	11	17

1991 Class AAA State Boys' Basketball Tournament

March 20 - March 23, 1991 · Murphy Center - MTSU - Murfreesboro, TN

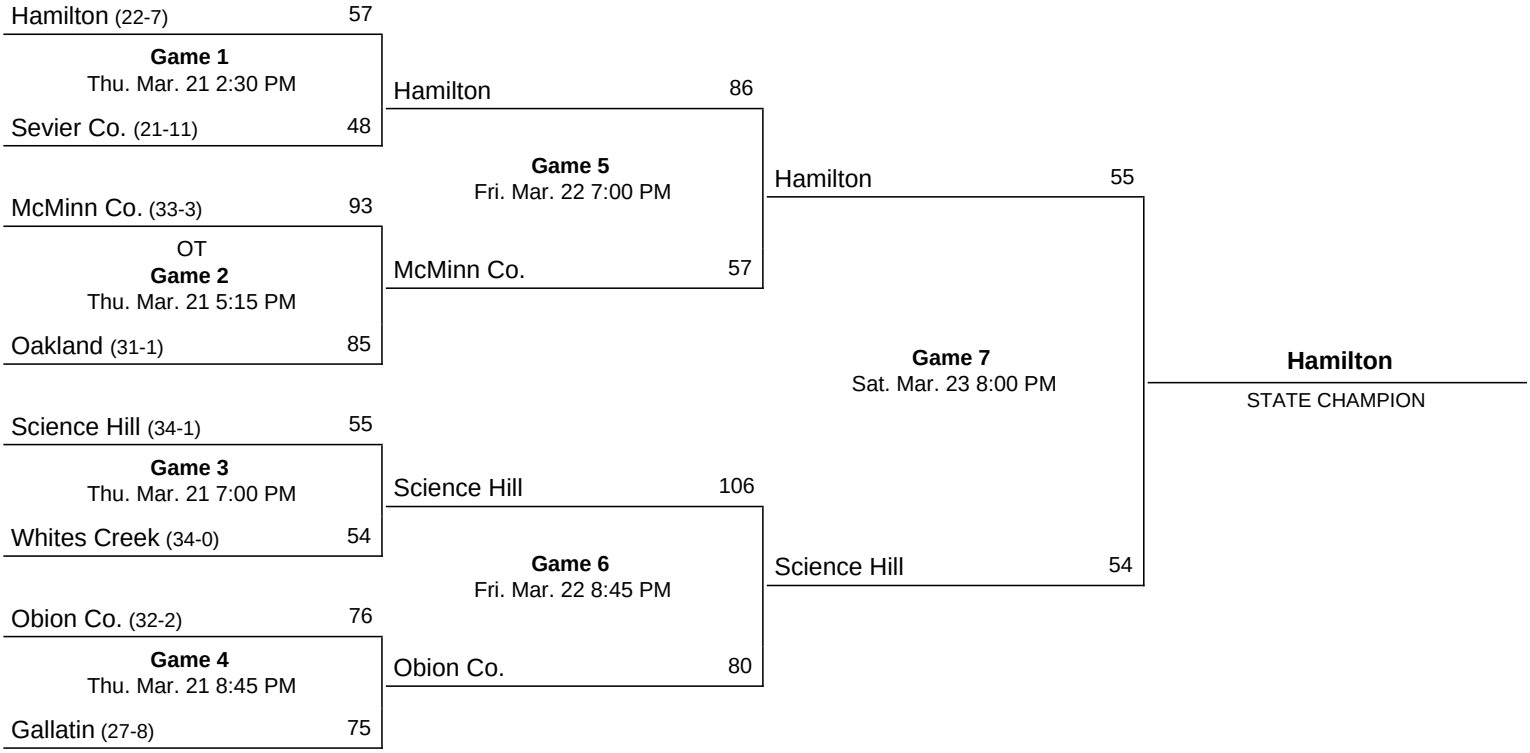

FINAL

OFFICIAL NCAA® BASKETBALL BOX SCORE

Date 21 MARCH Site MURFREESBORO, TN

VISITORS (Last name, first) (Indicate starters with an asterisk)

No.	McMINN COUNTY (34-3)	Total FG FG	Total FG FGA	3-point FG	3-point FGA	FT	FTA	Rebounds Off	Rebounds Def	Rebounds Tot	PF	TP	A	TO	BLK	S	MIN
10	JODIE KIMPSON	3	7	0	0	6	6	1	2	3	4	12	1	1	0	0	
22	RONNIE McMAHAN	13	33	4	10	6	9	5	4	9	2	36	2	2	1	3	
30	JASON KEYLON	1	2	0	0	2	5	1	2	3	0	4	5	3	0	1	
40	SHAWN CRENSHAW	5	10	0	0	2	2	4	3	7	(5)	12	1	1	0	0	
44	BRAD LANDERS	5	13	0	1	3	3	2	5	7	3	13	0	4	0	0	
12	JOHN GERNERT																
14	JAMES DUGGAN																
20	PAT O'CONNER																
24	JAMES EWING	2	4	1	2	2	2	1	1	2	2	7	1	0	0	2	
32	CHRIS HARMON	1	4	1	1	0	2	1	0	1	2	3	1	1	0	0	
34	VERSA, JEBREEL																
42	JEREMY DALTON	0	0	0	0	0	0	0	1	1	0	0	0	0	0	0	
50	JASON ARNOLD	2	4	0	0	2	2	2	0	2	2	6	0	0	0	0	
52	GEORGE STAUFFER																
	TEAM REBOUNDS (included in Totals)									1							
	TOTALS	32	77	6	14	23	31	17	19	36	20	93	11	12	1	6	

TOTAL FG%: 1st half (15-36) .417 2nd half (17-41) .415 Game (32-77) .416 Deadball rebounds 1

3-Pt. FG%: 1st half (4-7) .571 2nd half (2-7) .286 Game (6-14) .429

FT%: 1st half (6-9) .667 2nd half (17-22) .773 Game (23-31) .742

HOME (Last name, first) (Indicate starters with an asterisk)

No.	OAKLAND (31-2)	Total FG FG	Total FG FGA	3-point FG	3-point FGA	FT	FTA	Rebounds Off.	Rebounds Def.	Rebounds Tot.	PF	TP	A	TO	BLK	S	MIN
3	WILL ROWLAND	7	14	0	0	5	5	0	3	3	(5)	19	10	5	0	0	
12	AL MITCHELL	5	17	3	7	0	0	1	4	5	(5)	13	2	3	0	3	
42	NOO CARTER	9	15	1	3	8	8	3	4	7	(5)	27	0	3	1	1	
43	KEVIN FANN	4	9	0	1	3	6	2	6	8	(5)	11	2	4	0	0	
45	TOMMY MAXWELL	2	2	0	0	0	0	0	3	3	3	4	0	2	1	0	
4	JASON GREEN	0	0	0	0	0	0	0	0	0	1	0	0	0	0	0	
5	JIMMY KAWAHITO	0	0	0	0	0	0	0	0	0	0	0	0	0	0	0	
10	CARLOS ELDER	0	0	0	0	0	0	0	0	0	0	0	0	2	0	1	
24	MATT COBLE	5	7	0	0	1	3	0	2	0	1	11	0	1	0	1	
32	BEN SHAIN	0	0	0	0	0	0	0	0	0	0	0	0	0	0	0	
34	BART SHAIN																
41	MORLON FIELD	0	0	0	0	0	0	0	0	0	0	0	0	0	0	0	
44	CHAD HIBDON	0	0	0	0	0	0	0	0	0	0	0	0	0	0	0	
	TEAM REBOUNDS (included in Totals)									0							
	TOTALS	32	64	4	11	17	22	6	22	28	25	85	14	20	2	6	

TOTAL FG%: 1st half (17-31) .548 2nd half (15-33) .455 Game (32-64) .500 Deadball rebounds 0

3-Pt. FG%: 1st half (2-4) .500 2nd half (2-7) .286 Game (4-11) .364

FT%: 1st half (9-14) .643 2nd half (8-8) 1.000 Game (17-22) .772

Technical fouls:

Attendance:

Officials:

SCORE BY PERIODS	1st H.		2nd H.		OT	OT	FINAL
McMINN COUNTY	17	23	20	22	11		93
OAKLAND	21	24	19	18	3		85

NCAA 6649-8/89

OFFICIAL NCAA® BASKETBALL BOX SCORE (HALF)

Date 21 MARCH Site MURFREESBORO, TN

VISITORS (Last name, first) (Indicate starters with an asterisk)

No.	McMINN COUNTY	Total FG FG	Total FG FGA	3-point FG	3-point FGA	FT	FTA	Rebounds Off.	Rebounds Def.	Rebounds Tot.	PF	TP	A	TO	BLK	S	MIN
10	JODIE KIMPSON	0	1	0	0	2	2	0	1	1	1	2	1	0	0	0	
22	RONNIE McMAHAN	8	19	3	5	3	4	5	0	5	2	22	0	2	0	1	
30	JASON KEYLON	1	2	0	0	0	0	0	1	1	0	2	3	2	0	0	
40	SHAWN CRENSHAW	2	5	0	0	1	1	2	1	3	3	5	0	1	0	0	
44	BRAD LANDERS	1	4	0	1	0	0	0	2	2	3	2	0	2	0	0	
12	JOHN GERNERT																
14	JAMES DUGGAN																
20	PAT O'CONNER																
24	JAMES EWING	1	1	0	0	0	0	0	1	1	0	2	0	0	0	2	
32	CHRIS HARMON	1	2	1	1	0	2	1	0	1	1	3	0	1	0	0	
34	VERSA, JEBREEL																
42	JEREMY DALTON																
50	JAOON ARNOLD	1	2	0	0	0	0	0	0	0	1	2	0	0	0	0	
52	GEORGE STAUFFER																
	TEAM REBOUNDS (included in Totals)									1							
	TOTALS	15	36	4	7	6	9	8	6	15	11	40	4	8	0	3	

TOTAL FG%: 1st half (15-36) .417 2nd half _____ Game _____ Deadball rebounds 1

3-Pt. FG%: 1st half (4-7) .571 2nd half _____ Game _____

FT%: 1st half (6-9) .667 2nd half _____ Game _____

HOME (Last name, first) (Indicate starters with an asterisk)

No.	OAKLAND	Total FG FG	Total FG FGA	3-point FG	3-point FGA	FT	FTA	Rebounds Off.	Rebounds Def.	Rebounds Tot.	PF	TP	A	TO	BLK	S	MIN
3	WILL ROWLAND	5	10	0	0	3	3	0	2	2	2	13	3	2	0	0	
12	AL MITCHELL	1	5	1	1	0	0	0	4	4	2	3	0	1	0	2	
42	NOD CARTER	5	8	1	2	3	3	1	2	3	2	14	0	1	0	1	
43	KEVIN FANN	3	5	0	1	3	6	1	1	2	0	9	1	3	0	0	
45	TOMMY MAXWELL	1	1	0	0	0	0	0	1	1	2	2	0	1	0	0	
4	JASON GREEN																
5	JIMMY KAWAHITO																
10	CARLOS ELDER																
24	MATT COBLE	2	2	0	0	0	2	0	0	0	0	4	0	1	0	0	
32	BEN SHAIN																
34	BART SHAIN																
41	MORLON FIELD																
44	CHAD HIBDON																
	TEAM REBOUNDS (included in Totals)									0							
	TOTALS	17	31	2	4	9	14	2	10	12	8	45	4	9	0	3	

TOTAL FG%: 1st half (17-31) .548 2nd half _____ Game _____ Deadball rebounds 1

3-Pt. FG%: 1st half (2-5) .500 2nd half _____ Game _____

FT%: 1st half (9-14) .643 2nd half _____ Game _____

Technical fouls: _____

Attendance: _____

Officials: _____

SCORE BY PERIODS	1st QUARTER	2nd QUARTER	OT	OT	HALF ~~FINAL~~
McMINN COUNTY	17	23			40
OAKLAND	21	24			45

NCAA 6649-8/89

1984 Class AAA State Boys' Basketball Tournament

March 21 - March 24, 1984 · Vanderbilt Memorial Gym - Nashville, TN

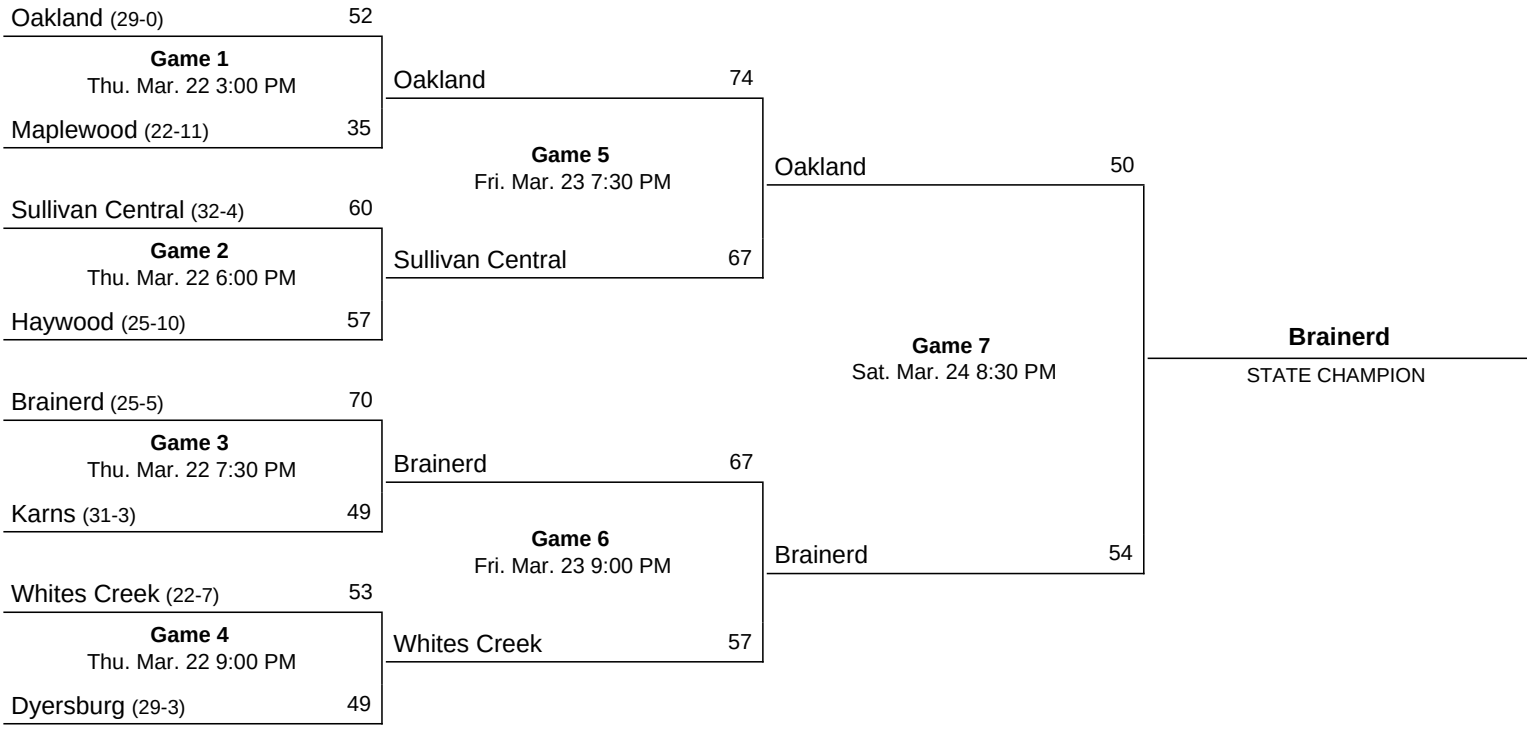

9

OFFICIAL NCAA BASKETBALL BOX SCORE

Date March 22, 1984 Site Memorial Gym, Nashville TN

VISITORS (Last Name, First)

No.	Oakland (30-0)		FG	FGA	FT	FTA	REB	PF	TP	A	TO	BLK	S	MIN
10	Neal Murray	f	3	6	2	4	9	2	8					
12	Mike Stacey	f	2	3	0	0	0	1	4					
22	Bill Black	c	3	4	1	2	3	4	7					
24	Allen Swader	g	0	7	4	6	0	1	4					
32	Dale Melton	g	1	2	0	0	1	0	2					
34	Norris Chesterfield		6	15	4	4	9	1	16					
40	Ladarrow McAdoo		0	1	0	0	0	0	0					
41	Jay Stewart						0							
42	Junior Swader		1	2	0	0	1	3	2					
44	Dennis Roach		3	3	3	4	6	3	9					
	TEAM REBOUNDS (Included in Totals)						6							
	TOTALS		19	43	14	20	35	15	52		9			

FG %: 1st Half 45 (9-20) 2nd Half 43.4 (10-23) Game 44.1

FT %: 1st Half 100 (4-4) 2nd Half 62.5 (10-16) Game 70

Deadball Rebounds 0

HOME

No.	Maplewood (22-12)		FG	FGA	FT	FTA	REB	PF	TP	A	TO	BLK	S	MIN
10	Thymes Holford	f	2	10	0	0	4	1	4					
12	Steve Forte	f	0	0	0	0	0	2	0					
14	Michael Sweat	c	0	3	0	0	0	0	0					
20	Larry Chatman	g	0	0	0	0	0	2	0					
22	Carl Holder	g	0	1	0	0	0	0	0					
24	James Jordan													
30	Isaac Henderson		5	12	1	2	5	4	11					
32	Eric Campbell													
34	Reggie Martin													
40	Reggie Gordon		2	11	4	12	7	2	8					
42	Terrence Brown		4	6	0	0	12	5	8					
44	Tyrone Hill		2	4	0	2	3	1	4					
	TEAM REBOUNDS (Included in Totals)						5							
	TOTALS		15	47	5	16	36	17	35		14			

FG %: 1st Half 36.3 (8-22) 2nd Half 28 (7-25) Game 31.9

FT %: 1st Half 16.7 (1-6) 2nd Half 40 (4-10) Game 31.2

Deadball Rebounds 2

OFFICIALS: Don Crain and James Shoemaker

Technical Fouls: —

Attendance 5,269

©by National Collegiate Athletic Association 1979

SCORE BY PERIODS	1st 10.	2nd 10.	3rd	4th	FINAL
Oakland	10	12	14	16	52
Maplewood	13	4	7	11	35

HALFTIME STATISTICS

	MURFREESBORO OAKLAND		MAPLEWOOD	
SCORE	22		17	
FGM-FGA FG%	9-20	45%	8-22	36.3%
FTM-FTA FT%	4-4	100%	1-6	16.7%
REBOUNDS	14		15	
SCORING LEADERS	Chesterfield	8	Holford	4
	Murray	6	Henderson	4
			Brown	4
REBOUNDING LEADERS	Murray	4	Gordon	4
	Chesterfield	3	Brown	4
	Roach	3		
THREE OR MORE FOULS	—		—	

17

OFFICIAL NCAA BASKETBALL BOX SCORE

Date March 23, 1984 Site Memorial Gym, Nashville, TN

VISITORS (Last Name, First)

No.	Sullivan Central (33-5)	FG	FGA	FT	FTA	REB	PF	TP	MIN	A	TO	BLK	S
11	Scott Steez												
15	Brad Dye												
21	Todd Foster	0	1	0	0	1	4	0					
23	Baron Miner	3	3	3	5	3	2	9					
25	Kevin Bear	0	1	0	0	0	0	0					
31	Mike Arnold												
33	Steve Crowder	11	20	7	7	4	3	29					
35	Chris Holt	3	7	0	0	3	5	6					
41	John Scott	0	0	2	4	1	2	2					
43	Jeff Stidham	0	0	0	0	1	0	0					
44	Harold Dye	4	7	7	9	7	3	15					
51	Todd Helms	1	2	4	5	7	5	6					
	TEAM REBOUNDS (Included in Totals)					4							
	TOTALS	22	41	23	30	31	24	67			19		

FG %: 1st Half 50 (10-20) 2nd Half 57.1 (12-21) Game 53.7
FT %: 1st Half 87.5 (11-16) 2nd Half 64.3 (9-14) Game 76.7
Deadball Rebounds 1

HOME

No.	Murfreesboro Oakland (4-0)	FG	FGA	FT	FTA	REB	PF	TP	MIN	A	TO	BLK	S
10	Neal Murray	5	11	2	3	5	4	12					
12	Mike Stacey	0	2	0	0	0	1	0					
22	Bill Black	1	3	0	0	1	4	2					
24	Allen Swader	8	16	9	13	3	4	25					
32	Dale Melton												
34	Norris Chesterfield	8	16	8	11	5	2	24					
40	Ladarron McAdoo												
41	Jay Stewart												
42	Junior Swader	0	0	2	2	2	3	2					
44	Dennis Roach	2	2	5	11	8	4	9					
	TEAM REBOUNDS (Included in Totals)					6							
	TOTALS	24	50	26	40	30	22	74			9		

FG %: 1st Half 40.6 (13-32) 2nd Half 61.1 (11-18) Game 48
FT %: 1st Half 44.4 (4-9) 2nd Half 71 (22-31) Game 65
Deadball Rebounds 4

OFFICIALS: Kenny Dyer and Edward Tidwell

Technical Fouls:

Attendance

Copyright 1983 National Collegiate Athletic Association

SCORE BY PERIODS	1st H.	2nd H.	3rd OT	4th OT	FINAL
Sullivan Central	19	15	16	17	67
Oakland	12	18	18	26	74

HALFTIME STATISTICS

	SULLIVAN CENTRAL		MURFREESBORO OAKLAND	
SCORE	34		30	
FGM-FGA FG%	10-20	50%	13-32	40.6%
FTM-FTA FT%	14-16	87.5%	4-9	44.4%
REBOUNDS	16		16	
TURNOVERS	9		6	
SCORING LEADERS	Crowder	15	Chesterfield	15
	Dye	9	Swader, A.	11
	Helms	6	Murray	4
REBOUNDING LEADERS	Helms	4	Murray	5
	Crowder	3	Chesterfield	4
THREE OR MORE FOULS	Helms	3	J. Swader	3

21

OFFICIAL NCAA BASKETBALL BOX SCORE

Date March 28, 1984 Site Memorial Gym, Nashville, TN

VISITORS (Last Name, First)

No.	CHATTANOOGA BRAINERD (28-5)		FG	FGA	FT	FTA	REB	PF	TP	MIN	A	TO	BLK	S
3	Wilson, Benny	f												
4	Little, Brian	f												
5	Fears, Anthony	c	0	1	0	0	2	0	0					
10	Bone, Tim	g	8	16	3	5	1	2	19					
12	Few, Kevin	g												
14	Maffett, Joe		6	12	3	6	3	3	15					
20	Rawls, Keith		4	10	3	5	10	2	11					
22	Middlebrooks, ~~KASSN~~ Bill		2	2	1	2	3	4	5					
24	Myers, Dewayne		1	5	2	3	8	2	4					
30	Grant, Eric													
32	Fletbher, Kevin													
34	Ramsey, Chris		0	1	0	1	7	3	0					
	TEAM REBOUNDS (Included in Totals)						4							
	TOTALS		21	47	12	22	38	16	54			13		

FG %: 1st Half 42.3 (11-26) 2nd Half 47.6 (10-21) Game 44.7

FT %: 1st Half 60 (3-5) 2nd Half 52.9 (9-17) Game 54.5

Deadball Rebounds 2

HOME

No.	MURFREESBORO OAKLAND (31-1)		FG	FGA	FT	FTA	REB	PF	TP	MIN	A	TO	BLK	S
10	Murray, Neal	f	5	17	1	2	5	1	11					
12	Stacey, Mike	f	0	3	0	0	1	1	0					
22	Black, Bill	c	1	5	0	2	10	4	2					
24	Swader, Allen	g	5	19	1	2	7	4	11					
32	Melton, Dale	g												
34	Chesterfield, Morris		7	12	5	6	7	1	19					
40	McAdoo, Ladarron													
41	Stewart, Jay													
42	Swader, Junior		0	2	0	0	2	1	0					
44	Roach, Dennis		2	3	3	5	4	5	7					
	TEAM REBOUNDS (Included in Totals)						5							
	TOTALS		20	61	10	17	41	17	50			9		

FG %: 1st Half 31.4 (12-29) 2nd Half 25 (8-32) Game 32.8

FT %: 1st Half 100 (2-2) 2nd Half 53.3 (8-15) Game 58.8

Deadball Rebounds 3

OFFICIALS: Mike Smith and Steve Winnette

Technical Fouls: —

Attendance 8659

SCORE BY PERIODS

	1st H.	2nd H.	3rd Q.	4th Q.	FINAL
BRAINERD	14	11	15	14	54
OAKLAND	10	16	8	16	50

Copyright NAB Media in Collaboration with Arbitron Co.

HALFTIME STATISTICS

	Brainerd	Oakland
SCORE	25	26
FGM-FGA FG%	11-26 (42.3)	12-29 (31.4)
FTM-FTA FT%	3-5 (60.0)	2-2 (100.0)
REBOUNDS	17	17
TURNOVERS	6	6
SCORING LEADERS	Rawls-9	Chesterfield-16
	Bone-8	Murray-6
	Maffett-6	A. Swader-4
REBOUNDING LEADERS	Myers-6	Chesterfield-6
	Rawls-4	Black-4
THREE OR MORE FOULS	None	None

1983 Class AAA State Boys' Basketball Tournament

March 16 - June 19, 1983 · Vanderbilt Memorial Gym - Nashville, TN

Game 1
Thu. Mar. 17 6:00 PM

Melrose (34-3)	86
McMinn Co. (24-9)	37

Game 2
Thu. Mar. 17 3:00 PM

Nashville East (30-4)	72
Farragut (37-0)	70

Game 3
Thu. Mar. 17 9:00 PM

Briarcrest (27-2)	71
Cheatham Co. (23-10)	61

Game 4
Thu. Mar. 17 7:30 PM

Elizabethton (30-6)	53
Oakland (29-0)	52

Game 5
Fri. Mar. 18 7:30 PM

Melrose	71
Nashville East	63

Game 6
Fri. Mar. 18 9:00 PM

Briarcrest	80
Elizabethton	74

Game 7
Sat. Mar. 19 9:00 PM

Melrose	63
Briarcrest	47

Melrose
STATE CHAMPION

11

OFFICIAL NCAA BASKETBALL BOX SCORE

Date 3-17-83 Site Memorial GYM, Nashville T

VISITORS (Last Name, First)

No.	Oakland High School (29-1)		FG	FGA	FT	FTA	REB	PF	TP	MIN	A	TO	BLK	S
3	Louis Coppedge	f												
10	Neal Murray	f	1	5	0	0	1	1	2					
12	Fred Batten	c	6	9	0	1	4	5	12					
22	Bill Black	g												
24	Allen Swader	g	7	9	4	6	6	4	18					
30	Pat Ridley		1	5	0	0	3	2	2					
32	Dennis Roach													
34	Norris Chesterfield		2	8	0	0	5	2	4					
40	LaDarron McAdoo													
41	Mike Stacey						2							
42	Junior Swader													
44	Barry Roach		4	6	6	13	10	4	14					
	TEAM REBOUNDS (Included in Totals)						1							
	TOTALS		21	42	10	20	32	18	52					

FG %: 1st Half 62.5 (10-16) 2nd Half 42.3 (11-26) Game 50.0 (21-42)

FT %: 1st Half 46.2 (6-13) 2nd Half 57.1 (4-7) Game 50.0 (10-20)

Deadball Rebounds 3

HOME

No.	Elizabethton (31-6)		FG	FGA	FT	FTA	REB	PF	TP	MIN	A	TO	BLK	S
10	Kevin Kiser	f	4	14	2	3	2	1	10					
12	Sambo Crowder	f	0	1	0	0	0	0	0					
14	Bill Hambric	c												
20	Jimmy Price	g												
22	Keith Trammell	g	2	5	2	4		2	6					
24	Punchy Shearer													
32	Jeff McCoury													
34	Don Holsclaw		0	2	2	2		2	2					
42	Kelly Webb		3	5	0	0	4	5	6					
44	Keith Turner		4	15	7	8	11	5	15					
52	Chuck Madgett		2	2	0	1	6	0	4					
54	James Henry		4	6	2	2	8	5	10					
	TEAM REBOUNDS (Included in Totals)						1							
	TOTALS		19	50	15	20	32	20	53					

FG %: 1st Half 35.7 (10-28) 2nd Half 40.9 (9-22) Game 38.0 (19-50)

FT %: 1st Half 66.7 (2-3) 2nd Half 76.5 (13-17) Game 75.0 (15-20)

Deadball Rebounds 0

OFFICIALS:

Technical Fouls:

Attendance

Copyright 1982 National Collegiate Athletic Association

SCORE BY PERIODS	1st H.	2nd H.	OT	OT	FINAL
Oakland	14	12	12	14	52
Elizabethton	10	12	16	15	53

HALFTIME STATISTICS

	Oakland	Elizabethton
SCORE	26	22
FIELD GOALS MADE-ATTEMPTED/PERCENTAGE	10-16 62.5%	10-28 35.7%
FREE THROWS MADE-ATTEMPTED/PERCENTAGE	6-13 46.2%	2-3 66.7%
REBOUNDS	14 3 db	15
SCORING LEADERS	A. Swinder 12	Kiser 6
	Batten 6	Webb 6
	B. Roach 4	
REBOUNDING LEADERS	B. Roach 4	Turner 5
	Batten 3	Webb 4
	Chesterfield 3	Madgett 3
PLAYERS WITH THREE OR MORE FOULS		Webb 3
		Harvey 3

1982 Class AAA State Boys' Basketball Tournament

March 17 - March 20, 1982 · Murphy Center - MTSU - Murfreesboro, TN

Game 1
Thu. Mar. 18 3:00 PM

Gallatin (24-6)	60
Bradley Central (25-9)	59

Game 2
Thu. Mar. 18 6:00 PM

Memphis Central (27-6)	50
Science Hill (30-4)	44

Game 3
Thu. Mar. 18 7:30 PM

Maplewood (29-5)	90
Oakland (20-8)	59

Game 4
Thu. Mar. 18 9:00 PM

Austin-East (32-3)	68
Memphis North Side (28-8)	56

Game 5
Fri. Mar. 19 7:30 PM

Gallatin	49
Memphis Central	54

Game 6
Fri. Mar. 19 9:00 PM

Maplewood	76
Austin-East	80

Game 7
Sat. Mar. 20 9:00 PM

Memphis Central	53
Austin-East	49

Memphis Central

STATE CHAMPION

OFFICIAL NCAA BASKETBALL BOX SCORE

Date 3-18-82 Site Murfreesboro, TN.

VISITORS (Last Name, First)

No.	Oakland		FG	FGA	FT	FTA	REB	PF	TP	A	TO	BLK	S	MIN
34	Pat Ridley	f	4	7	1	2	8	1	9	0	1	0	0	
44	Barry Roach	f	4	17	0	0	10	1	8	2	5	0	0	
14	Rob Robinson	c	2	5	0	0	3	5	4	0	1	0	0	
12	Fred Batten	g	4	10	4	5	4	2	12	1	5	1	0	
24	Allen Swader	g	8	13	0	0	3	4	16	1	4	0	0	
20	Bobby Yeargans		3	7	0	0	0	2	6	0	1	0	0	
3	Louis Coppedge		1	2	0	0	0	0	2	1	0	0	0	
32	Norris Chesterfield		1	1	0	0	2	0	2	0	0	0	0	
5	Neal Murray													
40	Bill Williamson		0	1	0	0	0	0	0	0	0	0	0	
30	Henry Swader													
22	Lodarron McAdoo													
	TEAM REBOUNDS (Included in Totals)						4							
	TOTALS		27	63	5	7	34	15	59	5	17	1	0	

FG %: 1st Half 13-25-52.0 2nd Half 14-38-36.8 Game 27-63-42.9 Deadball Rebounds 0

FT %: 1st Half 3-3-100.0 2nd Half 2-4-50.0 Game 5-7-71.4

HOME

No.	Maplewood		FG	FGA	FT	FTA	REB	PF	TP	A	TO	BLK	S	MIN
24	Donald Reed	f	9	17	2	3	5	0	20	1	0	0	1	
30	Frank Short	f	7	9	1	2	12	2	15	1	2	0	0	
40	Lamont Ridley	c	5	7	3	5	7	4	13	1	0	0	0	
12	Terry Howard	g	13	26	5	7	3	4	31	4	3	0	1	
22	Jeff Turner	g	3	4	0	0	3	1	6	1	0	0	1	
10	Greg Davis		1	1	1	2	0	0	3	0	0	0	0	
42	Reggie Gordon		0	2	0	0	1	0	0	0	0	1	0	
50	Eric Johnson		0	1	0	0	1	1	0	0	3	0	0	
32	Joel Lanier		0	0	0	0	1	0	0	0	0	0	0	
34	Michael Kinnard		1	2	0	0	4	0	2	0	1	1	0	
20	Tim Morton		0	1	0	0	1	0	0	0	0	0	0	
14	Sean Wilbert		0	2	0	0	0	0	0	0	0	0	0	
	TEAM REBOUNDS (Included in Totals)						3							
	TOTALS		39	72	12	19	41	12	90	8	9	2	3	

FG %: 1st Half 18-33-54.5 2nd Half 21-39-53.8 Game 39-72-54.2 Deadball Rebounds 3

FT %: 1st Half 8-11-72.7 2nd Half 4-8-50.0 Game 12-19-63.2

OFFICIALS: Merritt Smith, Ray Asbury

Technical Fouls:

Attendance 2500

©by National Collegiate Athletic Association 1981

SCORE BY PERIODS

	1st H.	2nd H.	OT	OT	FINAL
Oakland	10	19	16	14	59
Maplewood	20	23	25	22	90

11

National Collegiate Athletic Association

QUICKIE BASKETBALL STATISTICS

First Half | Second Half | Final

(Circle one)

	Oakland (Visitors)	Maplewood (Home)
Team: Score	29	43
Field Goals (Made/Att./Pct.)	13–25 –52.0	18–33 –54.5
Free Throws (Made/Att./Pct.)	3–3 –100.0	7–11 –63.6
Rebounds	15	15
Fouls	9	6
Individual: Scoring Leaders	Batten-9	Howard-15
		Reed-11
		Ridley-11
Rebounding Leaders	Roach-4	Ridley-5
	Batten-4	Short-4
Three or More Fouls	Robinson-4	
	Swader, A-3	

Shot Chart

Team Oakland

Team Maplewood

Layups

Batten-9
Swader, A-6
Roach-4
Yeargans-4
Coppedge-2
Ridley-2
Robinson-2

Turnovers

1
2
3
4
5
6
7
8
9
10
11
12
13
14
15

Howard-15
Reed-11
Ridley-11
Turner-4
Short-2

Layups

Copyright 1981 National Collegiate Athletic Association

1979 Class AAA State Boys' Basketball Tournament

March 20 - March 24, 1979 · Murphy Center - MTSU - Murfreesboro, TN

Game 1
Thu. Mar. 22 4:00 PM

Memphis North Side	63
Morristown East	55

Game 2
Wed. Mar. 21 7:30 PM

Howard	66
Oakland	54

Game 3
Wed. Mar. 21 1:30 PM

Hamilton	60
Oak Ridge	52

Game 4
Tue. Mar. 20 6:00 PM

Brainerd	75
Hillsboro (25-7)	72

Game 5
Fri. Mar. 23 7:30 PM

Memphis North Side	71
Howard	69

Game 6
Fri. Mar. 23 9:00 PM

Hamilton	95
Brainerd	79

Game 7
Sat. Mar. 24 9:00 PM

Memphis North Side	97
Hamilton	59

Memphis North Side
STATE CHAMPION

9

OFFICIAL NCAA BASKETBALL BOX SCORE

Date MARCH 24, 1979 Site MTSU - STATE TOURNAMENT

VISITORS (Last Name, First)

No.	CHATTANOOGA HOWARD		FG	FGA	FT	FTA	REB	PF	TP	A	TO	BLK	S	MIN
53	White, Reginald	f	7	10	4	6	10	5	18	0	1			
11	Southers, Rodney	f	5	11	1	5	4	1	11	0	3			
51	Williams, James	c	5	11	8	8	10	0	18	1	4			
55	Morgan, Charles	g	2	6	4	5	4	2	8	0	4			
25	Strickland, Stanford	g	1	2	4	4	2	5	6	3	3			
3	Hubbard, Stanley		0	1			3			2	1			
21	[redacted] Coleman		1	1	3	4	1	0	5	0	1			
43	Boykins, Victor													
35	Jones, Ricardo													
45	Cooper, Roderick													
33	Smith, Ricky													
5	Lawrence, Aaron													
	TEAM REBOUNDS (Included in Totals)						5							
	TOTALS		21	42	24	32	39	13	66	6	17			

FG %: 1st Half ____ 2nd Half ____ Game 50% Deadball Rebounds ____

FT %: 1st Half ____ 2nd Half ____ Game 75%

HOME

No.	MURFREESBORO OAKLAND		FG	FGA	FT	FTA	REB	PF	TP	A	TO	BLK	S	MIN
22	Smith, Benny	f	3	8	3	3	5	5	9	0	2			
24	Blackburn, Ricky	f	5	10	2	2	7	4	12	0	0			
30	Bush, Tim	c	1	4	3	4	3	5	5	2	2			
32	Gossett, Tim	g	2	5	0	0	0	1	4	1	0			
14	James, Pat	g	7	20	4	5	4	5	18	3	5			
40	Dodd, Phil						0	1						
12	Ross, Jeff													
44	Gannon, Kevin		3	4	0	0	1	2	6					
10	Matthews, DeWayne													
34	Albert, Steve													
	TEAM REBOUNDS (Included in Totals)						2							
	TOTALS		21	51	12	14	32	23	54	6	9			

FG %: 1st Half ____ 2nd Half ____ Game 41.1 Deadball Rebounds ____

FT %: 1st Half ____ 2nd Half ____ Game 85.7

OFFICIALS: LEO MARTINDALE & JOE STEWART

Technical Fouls: ____

Attendance ____

©by National Collegiate Athletic Association 1979

SCORE BY PERIODS

	1st H.	2nd H.	OT	OT	FINAL
HOWARD	17	19	7	23	66
OAKLAND	11	7	22	14	54