Melrose High School
Boys' Basketball
Memphis, TN

POSTSEASON HISTORY REPORT

GENERATED APRIL 19, 2024

Summary

Championship Record: 19-4
Appearances (8): 2010, 1997, 1983, 1978, 1974, 1971, 1970, 1969
Finals Appearances/Runners-up (6): 1970, 1974, 1978, 1983, 1997, 2010
Championships (4): 2010, 1983, 1978, 1974

Finals Appearances

Year	Class	Award	Detail
1970		Team Runner-Up	
1974	Large	Team Champions	(33-0)
1978	Class AAA	Team Champions	(38-1)
1983	Class AAA	Team Champions	(37-3)
1997	Class AA	Team Runner-Up	(32-7)
2010	Class AAA	Team Champions	(37-4)

Awards

Year	Award	Name	Class
1974	Most Valuable Player	John Gunn	Large
1978	Most Valuable Player	James Campbell	Class AAA
2010	Most Valuable Player	Chris Jones	Class AAA

2010 Class AAA State Boys' Basketball Tournament

March 17 - March 20, 2010 · Murphy Center - MTSU - Murfreesboro, TN



Official Basketball Box Score
Melrose vs Siegel
3/18/10 3:15 PM at Murphy Center (Murfreesboro, TN)

VISITORS: Melrose 35-4

##	Player Name		TOT-FG FG-FGA	3-PT FG-FGA	FT-FTA	REBOUNDS OF	DE	TOT	PF	TP	A	TO	BLK	S	MIN
01	Thomas, Adonis.....	*	0-1	0-0	0-0	0	1	1	3	0	1	1	0	0	8
03	Jones, Chris.....	*	10-17	1-5	12-16	4	6	10	2	33	3	1	0	2	30
22	Parks, Bobby.....	*	3-5	0-1	2-3	2	2	4	1	8	1	2	0	1	25
33	Wilkerson, Telvin...	*	1-7	0-0	1-2	2	4	6	1	3	0	2	0	1	28
50	Rucker, Nate.....	*	3-3	0-0	3-4	1	0	1	4	9	0	1	0	0	11
00	McAfee, Cedric.....		3-7	0-3	4-6	0	1	1	3	10	1	2	0	0	13
02	Goodwin, Kenneth....		0-0	0-0	0-0	0	0	0	0	0	0	0	0	0	0+
05	Crawford, Markell...		0-1	0-0	1-2	0	1	1	0	1	1	0	0	1	4
10	Hampton, Davonte....		3-6	2-3	1-1	2	2	4	0	9	0	0	0	1	21
23	Hollimon, Jermaine..		1-6	0-4	0-0	0	0	0	1	2	1	1	0	2	11
24	Atwood, Willie.....		0-0	0-0	0-0	0	0	0	0	0	0	0	0	0	2
44	Moore, Darrius.....		1-2	0-0	1-2	1	3	4	2	3	0	0	2	0	7
	TEAM.....					2	4	6							
	Totals.....		25-55	3-16	25-36	14	24	38	17	78	8	10	2	8	160

TOTAL FG% 1st Half: 13-30 43.3%	2nd Half: 12-25 48.0%	Game: 45.5%	DEADB
3-Pt. FG% 1st Half: 1-11 9.1%	2nd Half: 2-5 40.0%	Game: 18.8%	REBS
F Throw % 1st Half: 10-13 76.9%	2nd Half: 15-23 65.2%	Game: 69.4%	5

HOME TEAM: Siegel 24-9

##	Player Name		TOT-FG FG-FGA	3-PT FG-FGA	FT-FTA	REBOUNDS OF	DE	TOT	PF	TP	A	TO	BLK	S	MIN
03	Ellis, DeVante'.....	*	2-3	2-3	0-0	1	2	3	3	6	1	2	0	0	25
12	Butler, Oscar.....	*	2-9	0-5	2-2	3	1	4	5	6	1	1	0	0	22
23	Gooch, Marc.....	*	2-10	1-6	3-8	5	3	8	2	8	1	6	1	2	30
35	Hammonds, Kerry.....	*	5-16	3-10	2-4	3	3	6	4	15	1	2	0	1	22
40	Williams, Cedrick...	*	4-5	0-0	0-0	2	4	6	5	8	0	4	3	0	22
01	Harris, Treyton.....		1-1	0-0	0-0	0	1	1	0	2	0	1	0	0	2
20	Adams, Kyle.....		0-1	0-1	0-0	0	0	0	0	0	0	0	0	0	4
22	McCord, Kris.....		0-1	0-0	0-0	0	0	0	2	0	0	0	0	0	2
25	Thomas, LaBrock.....		0-0	0-0	0-0	1	0	1	0	0	1	0	0	0	2
32	Smith, Connor.....		0-2	0-1	0-0	0	0	0	0	0	0	0	0	0	4
34	McDonald, JaNeal....		0-1	0-0	0-0	0	0	0	0	0	0	1	0	0	1
45	Mitchell, T.J.....		2-10	2-7	2-2	3	2	5	4	8	1	1	0	2	19
50	Tate, LeVon.....		0-1	0-1	0-0	0	0	0	0	0	0	0	0	0	0+
52	Hurt, Stephen.....		1-2	0-0	0-0	2	2	4	5	2	0	0	0	0	6
	TEAM.....					2	4	6							
	Totals.....		19-62	8-34	9-16	22	22	44	30	55	6	18	4	5	161

TOTAL FG% 1st Half: 6-20 30.0%	2nd Half: 13-42 31.0%	Game: 30.6%	DEADB
3-Pt. FG% 1st Half: 3-12 25.0%	2nd Half: 5-22 22.7%	Game: 23.5%	REBS
F Throw % 1st Half: 1-6 16.7%	2nd Half: 8-10 80.0%	Game: 56.3%	4

Officials: Tom Titus, Wayne Lawless, Dewayne Simpson
Technical fouls: Melrose-None. Siegel-None.
Attendance:

Score by Periods	1st	2nd	3rd	4th		Total
Melrose.....	19	18	17	24	-	78
Siegel.....	1	15	15	24	-	55

Play-by-Play
Melrose vs Siegel
3/18/10 3:15 PM at Murphy Center (Murfreesboro, TN)

1st PERIOD Play-by-Play (Page 1)

HOME TEAM: Siegel	TIME	SCORE	MAR	VISITORS: Melrose
	07:53			TURNOVR by Thomas, Adonis
TURNOVR by Hammonds, Kerry	07:46			
FOUL by Hammonds, Kerry (P1T1)	07:35			MISSED FT SHOT by Jones, Chris
	07:35			REBOUND (OFF) by (DEADBALL)
	07:35	0-1	V 1	GOOD! FT SHOT by Jones, Chris
TURNOVR by Gooch, Marc	07:25			
	07:23			STEAL by Parks, Bobby
	07:15	0-3	V 3	GOOD! JUMPER by Rucker, Nate [PNT]
	07:15			ASSIST by Parks, Bobby
MISSED 3 PTR by Hammonds, Kerry	06:56			
REBOUND (OFF) by Williams, Cedrick	06:56			
	06:55			FOUL by Rucker, Nate (P1T1)
TURNOVR by Ellis, DeVante'	06:53			
	06:52			STEAL by Wilkerson, Telvin
	06:50	0-5	V 5	GOOD! LAYUP by Wilkerson, Telvin [FB/PNT]
TURNOVR by Williams, Cedrick	06:40			
TIMEOUT 30sec	06:39			
	06:33			FOUL by Thomas, Adonis (P1T2)
GOOD! FT SHOT by Gooch, Marc	06:25	1-5	V 4	FOUL by Parks, Bobby (P1T3)
MISSED FT SHOT by Gooch, Marc	06:25			REBOUND (DEF) by Thomas, Adonis
	06:21			MISSED JUMPER by Wilkerson, Telvin
	06:21			REBOUND (OFF) by Parks, Bobby
REBOUND (DEF) by Ellis, DeVante'	06:14			MISSED JUMPER by Parks, Bobby
MISSED 3 PTR by Butler, Oscar	06:08			REBOUND (DEF) by (TEAM)
REBOUND (DEF) by Hammonds, Kerry	05:38			MISSED 3 PTR by Jones, Chris
	05:30			FOUL by Rucker, Nate (P2T4)
	05:30			SUB IN : Hollimon, Jermaine
	05:30			SUB OUT: Rucker, Nate
MISSED JUMPER by Gooch, Marc	05:25			REBOUND (DEF) by Wilkerson, Telvin
	05:16			MISSED 3 PTR by Hollimon, Jermaine
	05:16			REBOUND (OFF) by Jones, Chris
	04:57			MISSED JUMPER by Jones, Chris
	04:57			REBOUND (OFF) by Wilkerson, Telvin
BLOCK by Williams, Cedrick	04:54			MISSED LAYUP by Wilkerson, Telvin
REBOUND (DEF) by Gooch, Marc	04:52			
MISSED FT SHOT by Gooch, Marc	04:48			FOUL by Thomas, Adonis (P2T5)
REBOUND (OFF) by (DEADBALL)	04:48			
MISSED FT SHOT by Gooch, Marc	04:48			REBOUND (DEF) by Wilkerson, Telvin
SUB IN : Mitchell, T.J.	04:48			
SUB OUT: Butler, Oscar	04:48			
	04:28	1-7	V 6	GOOD! JUMPER by Jones, Chris [PNT]
FOUL by Ellis, DeVante' (P1T2)	04:28	1-8	V 7	GOOD! FT SHOT by Jones, Chris
MISSED FT SHOT by Hammonds, Kerry	04:17			FOUL by Thomas, Adonis (P3T6)
REBOUND (OFF) by (DEADBALL)	04:17			
MISSED FT SHOT by Hammonds, Kerry	04:17			REBOUND (DEF) by (TEAM)
	04:17			SUB IN : Hampton, Davonte
	04:17			SUB OUT: Thomas, Adonis
REBOUND (DEF) by Gooch, Marc	04:06			MISSED 3 PTR by Parks, Bobby
TURNOVR by Williams, Cedrick	03:50			
	03:49			STEAL by Hollimon, Jermaine
	03:46	1-10	V 9	GOOD! LAYUP by Jones, Chris [PNT]
FOUL by Hammonds, Kerry (P2T3)	03:46	1-11	V 10	GOOD! FT SHOT by Jones, Chris
SUB IN : Hurt, Stephen	03:46			
SUB OUT: Williams, Cedrick	03:46			
SUB IN : Thomas, LaBrock	03:36			
SUB IN : Butler, Oscar	03:36			
MISSED 3 PTR by Butler, Oscar	03:32			REBOUND (DEF) by Parks, Bobby
BLOCK by Gooch, Marc	03:27			MISSED LAYUP by Hollimon, Jermaine
	03:27			REBOUND (OFF) by (TEAM)
SUB OUT: Thomas, LaBrock	03:27			
SUB OUT: Butler, Oscar	03:27			
REBOUND (DEF) by (TEAM)	03:04			MISSED 3 PTR by Hollimon, Jermaine
SUB IN : Butler, Oscar	03:01			
SUB OUT: Hammonds, Kerry	03:01			
MISSED JUMPER by Gooch, Marc	02:51			REBOUND (DEF) by Hampton, Davonte
FOUL by Hurt, Stephen (P1T4)	02:45			
	02:35			TURNOVR by Hollimon, Jermaine
SUB IN : Smith, Connor	02:35			
SUB OUT: Butler, Oscar	02:35			
TURNOVR by Gooch, Marc	02:34			
SUB IN : Williams, Cedrick	02:34			

SUB OUT: Mitchell, T.J.	02:34			
	02:16			MISSED 3 PTR by Hollimon, Jermaine
	02:16			REBOUND (OFF) by Parks, Bobby
	02:14	1-13	V 12	GOOD! LAYUP by Parks, Bobby [PNT]
FOUL by Hurt, Stephen (P2T5)	02:14	1-14	V 13	GOOD! FT SHOT by Parks, Bobby
SUB IN : Mitchell, T.J.	02:14			SUB IN : McAfee, Cedric
SUB OUT: Hurt, Stephen	02:14			SUB OUT: Hollimon, Jermaine
MISSED 3 PTR by Smith, Connor	02:00			REBOUND (DEF) by (TEAM)
REBOUND (DEF) by Williams, Cedrick	01:43			MISSED 3 PTR by McAfee, Cedric
MISSED LAYUP by Smith, Connor	01:34			REBOUND (DEF) by Wilkerson, Telvin
	01:28	1-16	V 15	GOOD! JUMPER by Jones, Chris
MISSED 3 PTR by Gooch, Marc	00:59			REBOUND (DEF) by McAfee, Cedric
	00:50			MISSED 3 PTR by Hampton, Davonte
	00:50			REBOUND (OFF) by Jones, Chris
	00:03	1-19	V 18	GOOD! 3 PTR by Jones, Chris
	00:03			ASSIST by McAfee, Cedric

Melrose 19, Siegel 1

2nd PERIOD Play-by-Play (Page 1)

HOME TEAM: Siegel	TIME	SCORE	MAR	VISITORS: Melrose
SUB IN : Smith, Connor	08:00			SUB IN : McAfee, Cedric
SUB IN : Mitchell, T.J.	08:00			SUB IN : Hampton, Davonte
SUB OUT: Butler, Oscar	08:00			SUB OUT: Rucker, Nate
SUB OUT: Hammonds, Kerry	08:00			SUB OUT: Thomas, Adonis
GOOD! 3 PTR by Hammonds, Kerry	07:49	4-19	V 15	
ASSIST by Mitchell, T.J.	07:49			
REBOUND (DEF) by (TEAM)	07:27			MISSED 3 PTR by Jones, Chris
TURNOVR by Williams, Cedrick	07:03			
	06:50			MISSED JUMPER by Wilkerson, Telvin
	06:50			REBOUND (OFF) by Jones, Chris
	06:29			TURNOVR by Parks, Bobby
STEAL by Mitchell, T.J.	06:28			
MISSED 3 PTR by Mitchell, T.J.	06:19			REBOUND (DEF) by Jones, Chris
	06:10			TURNOVR by Jones, Chris
STEAL by Hammonds, Kerry	06:09			
FOUL by Hammonds, Kerry (P3T6)	06:06			
TURNOVR by Hammonds, Kerry	06:06			
SUB IN : Hurt, Stephen	06:06			
	05:43	4-21	V 17	GOOD! JUMPER by McAfee, Cedric
	05:34			FOUL by McAfee, Cedric (P1T7)
GOOD! JUMPER by Williams, Cedrick	05:26	6-21	V 15	
TIMEOUT TEAM	05:23			
REBOUND (DEF) by Ellis, DeVante'	05:14			MISSED JUMPER by Hampton, Davonte
MISSED 3 PTR by Mitchell, T.J.	04:58			REBOUND (DEF) by Hampton, Davonte
	04:47	6-23	V 17	GOOD! JUMPER by McAfee, Cedric
	04:47			ASSIST by Jones, Chris
GOOD! 3 PTR by Ellis, DeVante'	04:28	9-23	V 14	
FOUL by Hurt, Stephen (P3T7)	04:18	9-24	V 15	GOOD! FT SHOT by McAfee, Cedric
REBOUND (DEF) by Hurt, Stephen	04:18			MISSED FT SHOT by McAfee, Cedric
SUB IN : McDonald, JaNeal	04:18			
SUB OUT: Ellis, DeVante'	04:18			
TURNOVR by McDonald, JaNeal	04:09			
	04:06			STEAL by Jones, Chris
FOUL by Gooch, Marc (P1T8)	04:05	9-25	V 16	GOOD! FT SHOT by Jones, Chris
	04:05	9-26	V 17	GOOD! FT SHOT by Jones, Chris
SUB IN : Ellis, DeVante'	04:05			
SUB IN : Butler, Oscar	04:05			
SUB OUT: McDonald, JaNeal	04:05			
SUB OUT: Mitchell, T.J.	04:05			
MISSED 3 PTR by Gooch, Marc	03:52			REBOUND (DEF) by Jones, Chris
REBOUND (DEF) by Williams, Cedrick	03:44			MISSED 3 PTR by McAfee, Cedric
MISSED JUMPER by Williams, Cedrick	03:24			
REBOUND (OFF) by Hurt, Stephen	03:24			
MISSED JUMPER by Hurt, Stephen	03:21			BLOCK by Moore, Darrius
REBOUND (OFF) by Hurt, Stephen	03:20			
GOOD! JUMPER by Hurt, Stephen [PNT]	03:17	11-26	V 15	
	03:10	11-28	V 17	GOOD! LAYUP by Jones, Chris [PNT]
FOUL by Williams, Cedrick (P1T9)	03:10	11-29	V 18	GOOD! FT SHOT by Jones, Chris
	03:10			SUB IN : Hollimon, Jermaine
	03:10			SUB OUT: McAfee, Cedric
GOOD! JUMPER by Williams, Cedrick [PNT]	02:55	13-29	V 16	
	02:47	13-31	V 18	GOOD! LAYUP by Jones, Chris [PNT]
FOUL by Hurt, Stephen (P4T10)	02:47	13-32	V 19	GOOD! FT SHOT by Jones, Chris
	02:47			SUB IN : Moore, Darrius
	02:47			SUB OUT: Parks, Bobby
SUB IN : Mitchell, T.J.	02:45			

SUB OUT: Hurt, Stephen	02:45			
TURNOVR by Ellis, DeVante'	02:37			
	02:17	13-34	V 21	GOOD! JUMPER by Jones, Chris
TURNOVR by Gooch, Marc	02:00			STEAL by Hampton, Davonte
FOUL by Ellis, DeVante' (P2T11)	01:41	13-35	V 22	GOOD! FT SHOT by Wilkerson, Telvin
REBOUND (DEF) by Williams, Cedrick	01:41			MISSED FT SHOT by Wilkerson, Telvin
TURNOVR by Butler, Oscar	01:34			
	01:33			STEAL by Hollimon, Jermaine
	01:28	13-37	V 24	GOOD! JUMPER by Jones, Chris [PNT]
GOOD! 3 PTR by Gooch, Marc	01:13	16-37	V 21	
ASSIST by Butler, Oscar	01:13			
REBOUND (DEF) by (TEAM)	00:53			MISSED 3 PTR by Jones, Chris
MISSED 3 PTR by Mitchell, T.J.	00:02			REBOUND (DEF) by Jones, Chris

Melrose 37, Siegel 16

3rd PERIOD Play-by-Play (Page 1)

HOME TEAM: Siegel	TIME	SCORE	MAR	VISITORS: Melrose
MISSED 3 PTR by Hammonds, Kerry	07:48			
REBOUND (OFF) by Ellis, DeVante'	07:48			
MISSED JUMPER by Butler, Oscar	07:25			
REBOUND (OFF) by Hammonds, Kerry	07:25			
GOOD! LAYUP by Hammonds, Kerry [PNT]	07:20	18-37	V 19	
REBOUND (DEF) by Hammonds, Kerry	07:17			MISSED JUMPER by Thomas, Adonis
	07:17			FOUL by Wilkerson, Telvin (P1T1)
MISSED JUMPER by Hammonds, Kerry	06:49			
REBOUND (OFF) by Gooch, Marc	06:49			
GOOD! JUMPER by Gooch, Marc [PNT]	06:45	20-37	V 17	
	06:37	20-39	V 19	GOOD! LAYUP by Parks, Bobby [PNT]
	06:37			ASSIST by Thomas, Adonis
	06:11			SUB IN : Hollimon, Jermaine
	06:11			SUB OUT: Thomas, Adonis
MISSED JUMPER by Hammonds, Kerry	05:48			REBOUND (DEF) by Jones, Chris
FOUL by Butler, Oscar (P1T1)	05:38			
	05:37	20-41	V 21	GOOD! JUMPER by Jones, Chris
TURNOVR by Gooch, Marc	05:24			
FOUL by Williams, Cedrick (P2T2)	05:19			
	05:17			TURNOVR by Wilkerson, Telvin
STEAL by Gooch, Marc	05:16			
MISSED 3 PTR by Gooch, Marc	05:14			
REBOUND (OFF) by Gooch, Marc	05:14			
	05:13			FOUL by Rucker, Nate (P3T2)
	05:13			SUB IN : Hampton, Davonte
	05:13			SUB OUT: Rucker, Nate
FOUL by Williams, Cedrick (P3T3)	05:03			
TURNOVR by Williams, Cedrick	05:03			
REBOUND (DEF) by Williams, Cedrick	04:51			MISSED JUMPER by Jones, Chris
	04:50			FOUL by Jones, Chris (P1T3)
TURNOVR by Gooch, Marc	04:44			
BLOCK by Williams, Cedrick	04:32			MISSED LAYUP by Wilkerson, Telvin
	04:31			REBOUND (OFF) by Hampton, Davonte
FOUL by Butler, Oscar (P2T4)	04:25			
BLOCK by Williams, Cedrick	04:13			MISSED JUMPER by Wilkerson, Telvin
	04:11			REBOUND (OFF) by (TEAM)
	04:10			TURNOVR by Parks, Bobby
GOOD! JUMPER by Williams, Cedrick [PNT]	03:45	22-41	V 19	
ASSIST by Hammonds, Kerry	03:45			
	03:34	22-43	V 21	GOOD! LAYUP by Jones, Chris [PNT]
	03:31			FOUL by Hollimon, Jermaine (P1T4)
GOOD! 3 PTR by Hammonds, Kerry	03:23	25-43	V 18	
ASSIST by Ellis, DeVante'	03:23			
FOUL by Gooch, Marc (P2T5)	03:17			
	03:17			SUB IN : Moore, Darrius
	03:17			SUB OUT: Hollimon, Jermaine
	03:10			MISSED LAYUP by Jones, Chris
	03:10			REBOUND (OFF) by Moore, Darrius
	03:07	25-45	V 20	GOOD! JUMPER by Moore, Darrius [PNT]
MISSED LAYUP by Gooch, Marc	03:02			REBOUND (DEF) by (TEAM)
SUB IN : Mitchell, T.J.	03:01			
SUB OUT: Ellis, DeVante'	03:01			
FOUL by Mitchell, T.J. (P1T6)	02:56			
	02:51			MISSED JUMPER by McAfee, Cedric
	02:51			REBOUND (OFF) by Wilkerson, Telvin
	02:47			MISSED JUMPER by Wilkerson, Telvin
	02:47			REBOUND (OFF) by Hampton, Davonte
	02:34	25-48	V 23	GOOD! 3 PTR by Hampton, Davonte
	02:34			ASSIST by Jones, Chris

	02:23			SUB IN : McAfee, Cedric
	02:23			SUB OUT: Parks, Bobby
MISSED JUMPER by Mitchell, T.J.	02:19			
REBOUND (OFF) by Williams, Cedrick	02:19			
GOOD! LAYUP by Williams, Cedrick [PNT]	02:17	27-48	V 21	
REBOUND (DEF) by Mitchell, T.J.	02:04			MISSED 3 PTR by Jones, Chris
	01:59			FOUL by Jones, Chris (P2T5)
MISSED 3 PTR by Hammonds, Kerry	01:44			REBOUND (DEF) by Wilkerson, Telvin
STEAL by Gooch, Marc	01:36			TURNOVR by Wilkerson, Telvin
MISSED 3 PTR by Butler, Oscar	01:35			
REBOUND (OFF) by (TEAM)	01:35			
MISSED 3 PTR by Gooch, Marc	01:28			
REBOUND (OFF) by Mitchell, T.J.	01:28			
GOOD! FT SHOT by Mitchell, T.J.	01:25	28-48	V 20	FOUL by Moore, Darrius (P1T6)
GOOD! FT SHOT by Mitchell, T.J.	01:25	29-48	V 19	
SUB IN : McDonald, JaNeal	01:25			SUB IN : Rucker, Nate
SUB OUT: Butler, Oscar	01:25			SUB OUT: Moore, Darrius
	01:16	29-50	V 21	GOOD! LAYUP by Hampton, Davonte [PNT]
FOUL by Williams, Cedrick (P4T7)	01:12	29-51	V 22	GOOD! FT SHOT by Hampton, Davonte
SUB IN : Butler, Oscar	01:12			
SUB OUT: Williams, Cedrick	01:12			
MISSED 3 PTR by Hammonds, Kerry	00:58			
REBOUND (OFF) by Butler, Oscar	00:58			
GOOD! JUMPER by Butler, Oscar [PNT]	00:49	31-51	V 20	
	00:40			MISSED LAYUP by Hampton, Davonte
	00:40			REBOUND (OFF) by Rucker, Nate
	00:38	31-53	V 22	GOOD! LAYUP by Rucker, Nate [PNT]
FOUL by Butler, Oscar (P3T8)	00:38	31-54	V 23	GOOD! FT SHOT by Rucker, Nate
MISSED 3 PTR by Mitchell, T.J.	00:18			
REBOUND (OFF) by Gooch, Marc	00:18			
TURNOVR by Gooch, Marc	00:16			
	00:04			MISSED 3 PTR by McAfee, Cedric
	00:04			REBOUND (OFF) by Jones, Chris

Melrose 54, Siegel 31

4th PERIOD Play-by-Play (Page 1)

HOME TEAM: Siegel	TIME	SCORE	MAR	VISITORS: Melrose
SUB IN : Mitchell, T.J.	08:00			SUB IN : Hampton, Davonte
SUB OUT: Williams, Cedrick	08:00			SUB OUT: Thomas, Adonis
FOUL by Mitchell, T.J. (P2T9)	07:41			MISSED FT SHOT by Parks, Bobby
	07:41			REBOUND (OFF) by (DEADBALL)
	07:41	31-55	V 24	GOOD! FT SHOT by Parks, Bobby
	07:41			SUB IN : Thomas, Adonis
	07:41			SUB OUT: Hampton, Davonte
MISSED 3 PTR by Butler, Oscar	07:32			
REBOUND (OFF) by Gooch, Marc	07:32			
MISSED FT SHOT by Gooch, Marc	07:30			FOUL by Rucker, Nate (P4T7)
REBOUND (OFF) by (DEADBALL)	07:30			
GOOD! FT SHOT by Gooch, Marc	07:30	32-55	V 23	
FOUL by Hammonds, Kerry (P4T10)	07:18	32-56	V 24	GOOD! FT SHOT by Rucker, Nate
	07:18	32-57	V 25	GOOD! FT SHOT by Rucker, Nate
MISSED 3 PTR by Hammonds, Kerry	07:18			REBOUND (DEF) by Jones, Chris
SUB IN : Williams, Cedrick	07:18			
SUB OUT: Mitchell, T.J.	07:18			
FOUL by Williams, Cedrick (P5T11)	07:03			
TIMEOUT TEAM	07:03			
	07:03			MISSED FT SHOT by Jones, Chris
	07:03			REBOUND (OFF) by (DEADBALL)
REBOUND (DEF) by Hurt, Stephen	07:03			MISSED FT SHOT by Jones, Chris
SUB IN : Hurt, Stephen	07:03			
SUB OUT: Williams, Cedrick	07:03			
MISSED 3 PTR by Hammonds, Kerry	06:48			
REBOUND (OFF) by Butler, Oscar	06:48			
GOOD! LAYUP by Butler, Oscar [PNT]	06:44	34-57	V 23	
	06:29			TURNOVR by Rucker, Nate
GOOD! 3 PTR by Ellis, DeVante'	06:21	37-57	V 20	
ASSIST by Gooch, Marc	06:21			
TIMEOUT 30sec	06:19			
	06:04	37-59	V 22	GOOD! JUMPER by Rucker, Nate [PNT]
FOUL by Hurt, Stephen (P5T12)	06:04			MISSED FT SHOT by Rucker, Nate
REBOUND (DEF) by Hammonds, Kerry	06:04			
SUB IN : Mitchell, T.J.	06:04			SUB IN : Hampton, Davonte
SUB OUT: Hurt, Stephen	06:04			SUB OUT: Thomas, Adonis
TURNOVR by Mitchell, T.J.	06:02			
	06:01			STEAL by Jones, Chris
FOUL by Ellis, DeVante' (P3T13)	05:56			

	05:52	37-60	V 23	GOOD! FT SHOT by Jones, Chris
	05:52	37-61	V 24	GOOD! FT SHOT by Jones, Chris
MISSED JUMPER by Hammonds, Kerry	05:44			
REBOUND (OFF) by Mitchell, T.J.	05:44			
MISSED JUMPER by Mitchell, T.J.	05:40			
REBOUND (OFF) by (TEAM)	05:40			
GOOD! 3 PTR by Mitchell, T.J.	05:36	40-61	V 21	
FOUL by Mitchell, T.J. (P3T14)	05:19	40-62	V 22	GOOD! FT SHOT by Jones, Chris
REBOUND (DEF) by Gooch, Marc	05:19			MISSED FT SHOT by Jones, Chris
MISSED JUMPER by Hammonds, Kerry	05:01			REBOUND (DEF) by Parks, Bobby
	04:48	40-65	V 25	GOOD! 3 PTR by Hampton, Davonte
	04:48			ASSIST by Jones, Chris
MISSED 3 PTR by Butler, Oscar	04:32			
REBOUND (OFF) by Gooch, Marc	04:32			
MISSED 3 PTR by Ellis, DeVante'	04:21			REBOUND (DEF) by Jones, Chris
FOUL by Butler, Oscar (P4T15)	04:14	40-66	V 26	GOOD! FT SHOT by Jones, Chris
	04:14	40-67	V 27	GOOD! FT SHOT by Jones, Chris
SUB IN : Adams, Kyle	04:14			SUB IN : McAfee, Cedric
SUB OUT: Ellis, DeVante'	04:14			SUB IN : Crawford, Markell
	04:14			SUB OUT: Rucker, Nate
	04:14			SUB OUT: Wilkerson, Telvin
MISSED 3 PTR by Gooch, Marc	04:06			
REBOUND (OFF) by Hammonds, Kerry	04:03			
GOOD! FT SHOT by Hammonds, Kerry	04:03	41-67	V 26	FOUL by McAfee, Cedric (P2T8)
GOOD! FT SHOT by Hammonds, Kerry	04:03	42-67	V 25	
	03:49	42-69	V 27	GOOD! LAYUP by Parks, Bobby [PNT]
GOOD! 3 PTR by Mitchell, T.J.	03:29	45-69	V 24	
TIMEOUT TEAM	03:27			
REBOUND (DEF) by Butler, Oscar	03:10			MISSED LAYUP by Moore, Darrius
MISSED FT SHOT by Gooch, Marc	03:07			FOUL by Moore, Darrius (P2T9)
REBOUND (OFF) by (DEADBALL)	03:07			
GOOD! FT SHOT by Gooch, Marc	03:07	46-69	V 23	
	02:58			TURNOVR by McAfee, Cedric
STEAL by Mitchell, T.J.	02:57			
MISSED 3 PTR by Mitchell, T.J.	02:53			
REBOUND (OFF) by Butler, Oscar	02:53			
GOOD! FT SHOT by Butler, Oscar	02:52	47-69	V 22	FOUL by McAfee, Cedric (P3T10)
GOOD! FT SHOT by Butler, Oscar	02:52	48-69	V 21	
REBOUND (DEF) by Mitchell, T.J.	02:43			MISSED JUMPER by Crawford, Markell
MISSED JUMPER by Butler, Oscar	02:36			REBOUND (DEF) by Moore, Darrius
FOUL by Butler, Oscar (P5T16)	02:18			MISSED FT SHOT by McAfee, Cedric
	02:18			REBOUND (OFF) by (DEADBALL)
	02:18	48-70	V 22	GOOD! FT SHOT by McAfee, Cedric
SUB IN : Tate, LeVon	02:18			SUB IN : Moore, Darrius
SUB IN : McDonald, JaNeal	02:18			SUB IN : Atwood, Willie
SUB IN : Thomas, LaBrock	02:18			SUB IN : Hollimon, Jermaine
SUB OUT: Adams, Kyle	02:18			SUB OUT: Hampton, Davonte
SUB OUT: Butler, Oscar	02:18			SUB OUT: Jones, Chris
SUB OUT: Gooch, Marc	02:18			SUB OUT: Parks, Bobby
MISSED 3 PTR by Tate, LeVon	02:13			
REBOUND (OFF) by Thomas, LaBrock	02:01			
MISSED JUMPER by McDonald, JaNeal	01:59			REBOUND (DEF) by Moore, Darrius
FOUL by Mitchell, T.J. (P4T17)	01:54			MISSED FT SHOT by Crawford, Markell
	01:54			REBOUND (OFF) by (DEADBALL)
	01:54	48-71	V 23	GOOD! FT SHOT by Crawford, Markell
SUB IN : McCord, Kris	01:54			
SUB IN : Gooch, Marc	01:54			
SUB OUT: Tate, LeVon	01:54			
SUB OUT: McDonald, JaNeal	01:54			
MISSED 3 PTR by Hammonds, Kerry	01:46			
REBOUND (OFF) by Mitchell, T.J.	01:46			
MISSED JUMPER by Mitchell, T.J.	01:43			
REBOUND (OFF) by Hammonds, Kerry	01:43			
GOOD! JUMPER by Hammonds, Kerry	01:37	50-71	V 21	
FOUL by McCord, Kris (P1T18)	01:28	50-72	V 22	GOOD! FT SHOT by McAfee, Cedric
	01:28	50-73	V 23	GOOD! FT SHOT by McAfee, Cedric
SUB IN : Smith, Connor	01:28			
SUB IN : Harris, Treyton	01:28			
SUB OUT: Mitchell, T.J.	01:28			
SUB OUT: Thomas, LaBrock	01:28			
GOOD! 3 PTR by Hammonds, Kerry	01:16	53-73	V 20	
	01:11			TURNOVR by McAfee, Cedric
SUB IN : Thomas, LaBrock	01:11			
SUB IN : Adams, Kyle	01:11			
SUB OUT: Gooch, Marc	01:11			
SUB OUT: Hammonds, Kerry	01:11			
TURNOVR by Harris, Treyton	01:00			STEAL by Crawford, Markell
	00:56	53-75	V 22	GOOD! LAYUP by Hollimon, Jermaine [FB/PNT]
	00:56			ASSIST by Crawford, Markell
MISSED 3 PTR by Adams, Kyle	00:43			BLOCK by Moore, Darrius

	00:42			REBOUND (DEF) by Crawford, Markell
	00:35	53-77	V 24	GOOD! DUNK by McAfee, Cedric [PNT]
	00:35			ASSIST by Hollimon, Jermaine
MISSED LAYUP by McCord, Kris	00:21			REBOUND (DEF) by Moore, Darrius
FOUL by McCord, Kris (P2T19)	00:17	53-78	V 25	GOOD! FT SHOT by Moore, Darrius
REBOUND (DEF) by Harris, Treyton	00:17			MISSED FT SHOT by Moore, Darrius
	00:17			SUB IN : Goodwin, Kenneth
	00:17			SUB OUT: McAfee, Cedric
GOOD! LAYUP by Harris, Treyton [PNT]	00:07	55-78	V 23	
ASSIST by Thomas, LaBrock	00:07			
REBOUND (DEF) by (TEAM)	00:00			MISSED 3 PTR by Hollimon, Jermaine

Melrose 78, Siegel 55

Official Basketball Box Score -- 1st Half
Melrose vs Siegel
3/18/10 3:15 PM at Murphy Center (Murfreesboro, TN)

VISITORS: Melrose 35-4

##	Player Name		TOT-FG FG-FGA	3-PT FG-FGA	FT-FTA	REBOUNDS OF	DE	TOT	PF	TP	A	TO	BLK	S	MIN
01	Thomas, Adonis.....	*	0-0	0-0	0-0	0	1	1	3	0	0	1	0	0	4
03	Jones, Chris.....	*	8-12	1-4	7-8	3	3	6	0	24	1	1	0	1	16
22	Parks, Bobby.....	*	1-3	0-1	1-1	2	1	3	1	3	1	1	0	1	13
33	Wilkerson, Telvin...	*	1-4	0-0	1-2	1	3	4	0	3	0	0	0	1	16
50	Rucker, Nate.....	*	1-1	0-0	0-0	0	0	0	2	2	0	0	0	0	3
00	McAfee, Cedric.....		2-4	0-2	1-2	0	1	1	1	5	1	0	0	0	7
02	Goodwin, Kenneth....		0-0	0-0	0-0	0	0	0	0	0	0	0	0	0	0
05	Crawford, Markell...		0-0	0-0	0-0	0	0	0	0	0	0	0	0	0	0
10	Hampton, Davonte....		0-2	0-1	0-0	0	2	2	0	0	0	0	0	1	12
23	Hollimon, Jermaine..		0-4	0-3	0-0	0	0	0	0	0	0	1	0	2	6
24	Atwood, Willie.....		0-0	0-0	0-0	0	0	0	0	0	0	0	0	0	0
44	Moore, Darrius.....		0-0	0-0	0-0	0	0	0	0	0	0	0	1	0	3
	TEAM.....					1	3	4							
	Totals.....		13-30	1-11	10-13	7	14	21	7	37	3	4	1	6	80

TOTAL FG% 1st Half: 13-30 43.3%
3-Pt. FG% 1st Half: 1-11 9.1%
F Throw % 1st Half: 10-13 76.9%

HOME TEAM: Siegel 24-9

##	Player Name		TOT-FG FG-FGA	3-PT FG-FGA	FT-FTA	REBOUNDS OF	DE	TOT	PF	TP	A	TO	BLK	S	MIN
03	Ellis, DeVante'.....	*	1-1	1-1	0-0	0	2	2	2	3	0	2	0	0	16
12	Butler, Oscar.....	*	0-2	0-2	0-0	0	0	0	0	0	1	1	0	0	8
23	Gooch, Marc.....	*	1-5	1-3	1-4	0	2	2	1	4	0	3	1	0	16
35	Hammonds, Kerry.....	*	1-2	1-2	0-2	0	1	1	3	3	0	2	0	1	7
40	Williams, Cedrick...	*	2-3	0-0	0-0	1	3	4	1	4	0	3	1	0	15
01	Harris, Treyton.....		0-0	0-0	0-0	0	0	0	0	0	0	0	0	0	0
20	Adams, Kyle.....		0-0	0-0	0-0	0	0	0	0	0	0	0	0	0	0
22	McCord, Kris.....		0-0	0-0	0-0	0	0	0	0	0	0	0	0	0	0
25	Thomas, LaBrock.....		0-0	0-0	0-0	0	0	0	0	0	0	0	0	0	0+
32	Smith, Connor.....		0-2	0-1	0-0	0	0	0	0	0	0	0	0	0	3
34	McDonald, JaNeal....		0-0	0-0	0-0	0	0	0	0	0	0	1	0	0	0+
45	Mitchell, T.J.....		0-3	0-3	0-0	0	0	0	0	0	1	0	0	1	11
50	Tate, LeVon.....		0-0	0-0	0-0	0	0	0	0	0	0	0	0	0	0
52	Hurt, Stephen.....		1-2	0-0	0-0	2	1	3	4	2	0	0	0	0	5
	TEAM.....						3	3							
	Totals.....		6-20	3-12	1-6	3	12	15	11	16	2	12	2	2	81

TOTAL FG% 1st Half: 6-20 30.0%
3-Pt. FG% 1st Half: 3-12 25.0%
F Throw % 1st Half: 1-6 16.7%

Officials: Tom Titus, Wayne Lawless, Dewayne Simpson
Technical fouls: Melrose-None. Siegel-None.
Attendance:

Score by Periods	1st	2nd
Melrose.....	19	18
Siegel.....	1	15

Official Basketball Box Score -- 2nd Half
Melrose vs Siegel
3/18/10 3:15 PM at Murphy Center (Murfreesboro, TN)

VISITORS: Melrose 35-4

##	Player Name		TOT-FG FG-FGA	3-PT FG-FGA	FT-FTA	REBOUNDS OF	DE	TOT	PF	TP	A	TO	BLK	S	MIN
01	Thomas, Adonis.....	*	0-1	0-0	0-0	0	0	0	0	0	1	0	0	0	4
03	Jones, Chris.....	*	2-5	0-1	5-8	1	3	4	2	9	2	0	0	1	14
22	Parks, Bobby.....	*	2-2	0-0	1-2	0	1	1	0	5	0	1	0	0	12
33	Wilkerson, Telvin...	*	0-3	0-0	0-0	1	1	2	1	0	0	2	0	0	12
50	Rucker, Nate.....	*	2-2	0-0	3-4	1	0	1	2	7	0	1	0	0	8
00	McAfee, Cedric.....		1-3	0-1	3-4	0	0	0	2	5	0	2	0	0	6
02	Goodwin, Kenneth....		0-0	0-0	0-0	0	0	0	0	0	0	0	0	0	0+
05	Crawford, Markell...		0-1	0-0	1-2	0	1	1	0	1	1	0	0	1	4
10	Hampton, Davonte....		3-4	2-2	1-1	2	0	2	0	9	0	0	0	0	9
23	Hollimon, Jermaine..		1-2	0-1	0-0	0	0	0	1	2	1	0	0	0	5
24	Atwood, Willie.....		0-0	0-0	0-0	0	0	0	0	0	0	0	0	0	2
44	Moore, Darrius.....		1-2	0-0	1-2	1	3	4	2	3	0	0	1	0	4
	TEAM.....					1	1	2							
	Totals.....		12-25	2-5	15-23	7	10	17	10	41	5	6	1	2	80

TOTAL FG% 1st Half: 13-30 43.3% 2nd Half: 12-25 48.0% Game: 45.5%
3-Pt. FG% 1st Half: 1-11 9.1% 2nd Half: 2-5 40.0% Game: 18.8%
F Throw % 1st Half: 10-13 76.9% 2nd Half: 15-23 65.2% Game: 69.4%

HOME TEAM: Siegel 24-9

##	Player Name		TOT-FG FG-FGA	3-PT FG-FGA	FT-FTA	REBOUNDS OF	DE	TOT	PF	TP	A	TO	BLK	S	MIN
03	Ellis, DeVante'.....	*	1-2	1-2	0-0	1	0	1	1	3	1	0	0	0	9
12	Butler, Oscar.....	*	2-7	0-3	2-2	3	1	4	5	6	0	0	0	0	14
23	Gooch, Marc.....	*	1-5	0-3	2-4	5	1	6	1	4	1	3	0	2	14
35	Hammonds, Kerry.....	*	4-14	2-8	2-2	3	2	5	1	12	1	0	0	0	15
40	Williams, Cedrick...	*	2-2	0-0	0-0	1	1	2	4	4	0	1	2	0	7
01	Harris, Treyton.....		1-1	0-0	0-0	0	1	1	0	2	0	1	0	0	2
20	Adams, Kyle.....		0-1	0-1	0-0	0	0	0	0	0	0	0	0	0	4
22	McCord, Kris.....		0-1	0-0	0-0	0	0	0	2	0	0	0	0	0	2
25	Thomas, LaBrock.....		0-0	0-0	0-0	1	0	1	0	0	1	0	0	0	2
32	Smith, Connor.....		0-0	0-0	0-0	0	0	0	0	0	0	0	0	0	1
34	McDonald, JaNeal....		0-1	0-0	0-0	0	0	0	0	0	0	0	0	0	1
45	Mitchell, T.J.....		2-7	2-4	2-2	3	2	5	4	8	0	1	0	1	8
50	Tate, LeVon.....		0-1	0-1	0-0	0	0	0	0	0	0	0	0	0	0+
52	Hurt, Stephen.....		0-0	0-0	0-0	0	1	1	1	0	0	0	0	0	1
	TEAM.....					2	1	3							
	Totals.....		13-42	5-22	8-10	19	10	29	19	39	4	6	2	3	80

TOTAL FG% 1st Half: 6-20 30.0% 2nd Half: 13-42 31.0% Game: 30.6%
3-Pt. FG% 1st Half: 3-12 25.0% 2nd Half: 5-22 22.7% Game: 23.5%
F Throw % 1st Half: 1-6 16.7% 2nd Half: 8-10 80.0% Game: 56.3%

Officials: Tom Titus, Wayne Lawless, Dewayne Simpson
Technical fouls: Melrose-None. Siegel-None.
Attendance:

Score by Periods	1st	2nd	3rd	4th
Melrose.....	19	18	17	24
Siegel.....	1	15	15	24

Melrose vs Siegel (3/18/10 - Period 4 00:00)

POINTS OFF TURNOVERS	1	2	3	4	-	Tot
Melrose	11	9	0	4	-	24
Siegel	0	0	4	5	-	9

POINTS IN PAINT	1	2	3	4	-	Tot
Melrose	10	6	10	8	-	34
Siegel	0	4	10	4	-	18

2ND CHANCE POINTS	1	2	3	4	-	Tot
Melrose	6	0	8	0	-	14
Siegel	0	2	10	12	-	24

FAST BREAK POINTS	1	2	3	4	-	Tot
Melrose	2	0	0	2	-	4
Siegel	0	0	0	0	-	0

BENCH POINTS	1	2	3	4	-	Tot
Melrose	0	5	8	12	-	25
Siegel	0	2	2	8	-	12

SCORE TIED BY	1	2	3	4	-	Tot
Melrose	0	0	0	0	-	0
Siegel	0	0	0	0	-	0

LEAD GAINED BY	1	2	3	4	-	Tot
Melrose	0	0	0	0	-	0
Siegel	0	0	0	0	-	0

Official Basketball Box Score
Melrose vs Bearden
3/19/10 5:00 PM at Murphy Center (Murfreesboro, TN)

VISITORS: Melrose 36-4

##	Player Name		TOT-FG FG-FGA	3-PT FG-FGA	FT-FTA	REBOUNDS OF	DE	TOT	PF	TP	A	TO	BLK	S	MIN
01	Thomas, Adonis.....	*	7-8	0-0	5-6	3	6	9	0	19	1	3	2	0	32
03	Jones, Chris.....	*	9-14	2-5	2-2	2	1	3	5	22	2	6	0	1	27
22	Parks, Bobby.....	*	0-1	0-0	3-4	0	2	2	0	3	0	2	2	0	12
33	Wilkerson, Telvin...	*	1-3	0-2	0-1	1	3	4	0	2	3	2	0	0	17
50	Rucker, Nate.....	*	0-0	0-0	0-0	1	2	3	2	0	0	1	0	0	8
00	McAfee, Cedric.....		3-7	1-2	3-3	2	2	4	2	10	0	0	0	1	15
05	Crawford, Markell...		0-0	0-0	0-0	0	0	0	1	0	0	0	0	0	1
10	Hampton, Davonte....		0-4	0-2	1-2	0	4	4	2	1	0	0	1	1	20
23	Hollimon, Jermaine..		4-8	1-5	3-3	1	0	1	2	12	1	2	1	4	28
	TEAM.....					2	1	3							
	Totals.....		24-45	4-16	17-21	12	21	33	14	69	7	16	6	7	160

TOTAL FG% 1st Half:	9-20	45.0%	2nd Half:	15-25	60.0%	Game: 53.3%	DEADB
3-Pt. FG% 1st Half:	2-10	20.0%	2nd Half:	2-6	33.3%	Game: 25.0%	REBS
F Throw % 1st Half:	4-4	100 %	2nd Half:	13-17	76.5%	Game: 81.0%	0

HOME TEAM: Bearden 32-3

##	Player Name		TOT-FG FG-FGA	3-PT FG-FGA	FT-FTA	REBOUNDS OF	DE	TOT	PF	TP	A	TO	BLK	S	MIN
01	White, Rico.....	*	4-13	1-7	6-7	3	1	4	2	15	2	3	0	1	26
05	Greene, Ty.....	*	7-16	3-6	1-2	2	2	4	2	18	0	1	1	2	26
15	Winton, Will.....	*	4-11	1-1	0-0	7	1	8	0	9	1	2	0	1	21
30	Lawson, Jaeland.....	*	1-6	0-2	2-2	0	3	3	3	4	2	0	0	0	19
44	Phillips, Chris.....	*	0-4	0-0	0-0	3	3	6	2	0	0	0	0	3	21
03	Fair, Dion.....		1-5	1-2	0-0	0	0	0	2	3	3	2	0	2	14
12	Wright, Daquan.....		2-4	1-3	1-2	2	0	2	1	6	0	0	0	0	7
13	Peake, Spencer.....		1-4	0-0	0-0	3	0	3	3	2	0	1	0	0	10
23	Weida, Austin.....		0-1	0-0	0-0	0	1	1	0	0	0	0	0	0	6
32	Standifer, Drew.....		0-0	0-0	0-0	0	1	1	2	0	0	2	0	0	10
	TEAM.....					3	1	4							
	Totals.....		20-64	7-21	10-13	23	13	36	17	57	8	11	1	9	160

TOTAL FG% 1st Half:	10-32	31.3%	2nd Half:	10-32	31.3%	Game: 31.3%	DEADB
3-Pt. FG% 1st Half:	3-7	42.9%	2nd Half:	4-14	28.6%	Game: 33.3%	REBS
F Throw % 1st Half:	1-2	50.0%	2nd Half:	9-11	81.8%	Game: 76.9%	3

Officials: Jason Creek, Keith Shadowens, Craig Carmichael
Technical fouls: Melrose-None. Bearden-None.
Attendance:

Score by Periods	1st	2nd	3rd	4th		Total
Melrose.....	10	14	16	29	-	69
Bearden.....	12	12	9	24	-	57

Play-by-Play
Melrose vs Bearden
3/19/10 5:00 PM at Murphy Center (Murfreesboro, TN)

1st PERIOD Play-by-Play (Page 1)

HOME TEAM: Bearden	TIME	SCORE	MAR	VISITORS: Melrose
MISSED JUMPER by Greene, Ty	07:56			REBOUND (DEF) by Parks, Bobby
	07:35			TURNOVR by Jones, Chris
STEAL by Phillips, Chris	07:34			
GOOD! LAYUP by Greene, Ty [FB/PNT]	07:30	2-0	H 2	
BLOCK by Greene, Ty	07:21			MISSED JUMPER by Jones, Chris
	07:21			REBOUND (OFF) by (TEAM)
REBOUND (DEF) by Lawson, Jaeland	07:15			MISSED JUMPER by Parks, Bobby
MISSED JUMPER by Winton, Will	06:32			REBOUND (DEF) by Thomas, Adonis
FOUL by Lawson, Jaeland (P1T1)	06:31	2-1	H 1	GOOD! FT SHOT by Thomas, Adonis
	06:31	2-2	T 1	GOOD! FT SHOT by Thomas, Adonis
SUB IN : Peake, Spencer	06:31			
SUB OUT: Winton, Will	06:31			
MISSED 3 PTR by White, Rico	06:20			
REBOUND (OFF) by Greene, Ty	06:20			
MISSED JUMPER by Greene, Ty	06:06			REBOUND (DEF) by Rucker, Nate
REBOUND (DEF) by Phillips, Chris	05:57			MISSED 3 PTR by Wilkerson, Telvin
MISSED JUMPER by Lawson, Jaeland	05:29			
REBOUND (OFF) by Phillips, Chris	05:29			
MISSED JUMPER by Phillips, Chris	05:26			
REBOUND (OFF) by Peake, Spencer	05:26			
	05:26			FOUL by Rucker, Nate (P1T1)
SUB IN : Fair, Dion	05:26			
SUB IN : Winton, Will	05:26			
SUB IN : Standifer, Drew	05:26			
SUB OUT: Lawson, Jaeland	05:26			
SUB OUT: Phillips, Chris	05:26			
SUB OUT: Peake, Spencer	05:26			
	05:17			FOUL by Jones, Chris (P1T2)
MISSED JUMPER by Fair, Dion	05:14			
REBOUND (OFF) by Winton, Will	05:14			
MISSED JUMPER by Winton, Will	05:11			REBOUND (DEF) by Jones, Chris
	04:58			MISSED 3 PTR by Jones, Chris
	04:58			REBOUND (OFF) by Rucker, Nate
	04:53			TURNOVR by Rucker, Nate
STEAL by Fair, Dion	04:52			
GOOD! 3 PTR by White, Rico	04:47	5-2	H 3	
ASSIST by Fair, Dion	04:47			
FOUL by Standifer, Drew (P1T2)	04:26			
SUB IN : Wright, Daquan	04:26			SUB IN : Hollimon, Jermaine
SUB IN : Weida, Austin	04:26			SUB OUT: Parks, Bobby
SUB OUT: White, Rico	04:26			
SUB OUT: Greene, Ty	04:26			
	04:16			TURNOVR by Jones, Chris
STEAL by Winton, Will	04:15			
MISSED JUMPER by Fair, Dion	04:07			REBOUND (DEF) by Rucker, Nate
FOUL by Fair, Dion (P1T3)	03:51			
SUB IN : Peake, Spencer	03:51			
SUB IN : Phillips, Chris	03:51			
SUB IN : Lawson, Jaeland	03:51			
SUB OUT: Fair, Dion	03:51			
SUB OUT: Winton, Will	03:51			
SUB OUT: Standifer, Drew	03:51			
	03:36			TURNOVR by Jones, Chris
STEAL by Phillips, Chris	03:34			
GOOD! 3 PTR by Wright, Daquan	03:24	8-2	H 6	
ASSIST by Lawson, Jaeland	03:24			
	03:22			TIMEOUT 30sec
	03:02			MISSED 3 PTR by Hollimon, Jermaine
	03:02			REBOUND (OFF) by Jones, Chris
	02:59	8-4	H 4	GOOD! JUMPER by Jones, Chris [PNT]
GOOD! JUMPER by Lawson, Jaeland [PNT]	02:50	10-4	H 6	
	02:33	10-7	H 3	GOOD! 3 PTR by Jones, Chris
	02:33			ASSIST by Wilkerson, Telvin
	02:18			FOUL by Rucker, Nate (P2T3)
SUB IN : Winton, Will	02:17			SUB IN : Hampton, Davonte
SUB IN : White, Rico	02:17			SUB OUT: Rucker, Nate
SUB IN : Fair, Dion	02:17			
SUB IN : Greene, Ty	02:17			
SUB OUT: Peake, Spencer	02:17			
SUB OUT: Wright, Daquan	02:17			
SUB OUT: Weida, Austin	02:17			

SUB OUT: Lawson, Jaeland	02:17			
TURNOVR by Fair, Dion	02:14			STEAL by Hollimon, Jermaine
	02:10			TURNOVR by Hollimon, Jermaine
SUB IN : Standifer, Drew	02:08			
SUB OUT: Phillips, Chris	02:08			
GOOD! LAYUP by White, Rico [PNT]	01:45	12-7	H 5	
ASSIST by Winton, Will	01:45			
	01:37			TURNOVR by Thomas, Adonis
SUB IN : Lawson, Jaeland	01:33			
SUB OUT: Fair, Dion	01:33			
MISSED JUMPER by Winton, Will	01:18			REBOUND (DEF) by Wilkerson, Telvin
STEAL by White, Rico	00:55			TURNOVR by Wilkerson, Telvin
TIMEOUT 30sec	00:55			
SUB IN : Peake, Spencer	00:55			
SUB OUT: Winton, Will	00:55			
FOUL by Standifer, Drew (P2T4)	00:20			
TURNOVR by Standifer, Drew	00:20			
	00:00	12-10	H 2	GOOD! 3 PTR by Jones, Chris
	00:00			ASSIST by Wilkerson, Telvin

Bearden 12, Melrose 10

2nd PERIOD Play-by-Play (Page 1)

HOME TEAM: Bearden	TIME	SCORE	MAR	VISITORS: Melrose
	08:00			SUB IN : Hampton, Davonte
	08:00			SUB IN : Hollimon, Jermaine
	08:00			SUB OUT: Rucker, Nate
	08:00			SUB OUT: Parks, Bobby
MISSED LAYUP by Lawson, Jaeland	07:37			REBOUND (DEF) by Wilkerson, Telvin
	07:31			MISSED 3 PTR by Hampton, Davonte
	07:31			REBOUND (OFF) by Hollimon, Jermaine
	07:24	12-12	T 2	GOOD! JUMPER by Hollimon, Jermaine [PNT]
MISSED JUMPER by Greene, Ty	07:12			REBOUND (DEF) by Thomas, Adonis
	07:05			MISSED 3 PTR by Hollimon, Jermaine
	07:05			REBOUND (OFF) by Wilkerson, Telvin
	07:02			TURNOVR by Wilkerson, Telvin
MISSED 3 PTR by White, Rico	06:36			
REBOUND (OFF) by Winton, Will	06:36			
GOOD! JUMPER by Winton, Will [PNT]	06:34	14-12	H 2	
REBOUND (DEF) by Winton, Will	06:12			MISSED 3 PTR by Jones, Chris
MISSED 3 PTR by Greene, Ty	06:05			
REBOUND (OFF) by Winton, Will	06:05			
TURNOVR by Winton, Will	06:02			
SUB IN : Standifer, Drew	06:02			SUB IN : McAfee, Cedric
SUB IN : Peake, Spencer	06:02			SUB OUT: Hampton, Davonte
SUB OUT: Phillips, Chris	06:02			
SUB OUT: Winton, Will	06:02			
REBOUND (DEF) by Standifer, Drew	05:43			MISSED 3 PTR by Hollimon, Jermaine
TURNOVR by Standifer, Drew	05:39			
	05:38			STEAL by Hollimon, Jermaine
	05:36	14-14	T 3	GOOD! LAYUP by Hollimon, Jermaine [PNT]
MISSED JUMPER by Peake, Spencer	05:25			BLOCK by Thomas, Adonis
REBOUND (OFF) by Peake, Spencer	05:24			
MISSED JUMPER by Peake, Spencer	05:21			REBOUND (DEF) by Thomas, Adonis
FOUL by Peake, Spencer (P1T5)	05:18			
SUB IN : Fair, Dion	05:18			
SUB IN : Phillips, Chris	05:18			
SUB OUT: Lawson, Jaeland	05:18			
SUB OUT: Standifer, Drew	05:18			
	05:05			TURNOVR by Jones, Chris
GOOD! JUMPER by Greene, Ty	04:53	16-14	H 2	
	04:34	16-16	T 4	GOOD! LAYUP by Thomas, Adonis [PNT]
	04:34			ASSIST by Jones, Chris
SUB IN : Wright, Daquan	04:14			
SUB IN : Winton, Will	04:14			
SUB IN : Weida, Austin	04:14			
SUB OUT: White, Rico	04:14			
SUB OUT: Greene, Ty	04:14			
SUB OUT: Peake, Spencer	04:14			
	04:11			FOUL by Jones, Chris (P2T4)
GOOD! 3 PTR by Fair, Dion	03:39	19-16	H 3	
FOUL by Fair, Dion (P2T6)	03:26			
SUB IN : Lawson, Jaeland	03:26			SUB IN : Parks, Bobby
SUB OUT: Fair, Dion	03:26			SUB OUT: Jones, Chris
	03:19	19-18	H 1	GOOD! LAYUP by Thomas, Adonis [PNT]
	03:19			ASSIST by Wilkerson, Telvin
MISSED 3 PTR by Wright, Daquan	02:39			

REBOUND (OFF) by Phillips, Chris	02:39			
MISSED JUMPER by Phillips, Chris	02:37			BLOCK by Thomas, Adonis
REBOUND (OFF) by Wright, Daquan	02:36			
MISSED JUMPER by Weida, Austin	02:34			
REBOUND (OFF) by Winton, Will	02:34			
GOOD! JUMPER by Winton, Will [PNT]	02:31	21-18	H 3	
REBOUND (DEF) by Weida, Austin	02:03			MISSED JUMPER by McAfee, Cedric
MISSED JUMPER by Lawson, Jaeland	01:47			REBOUND (DEF) by Thomas, Adonis
	01:41	21-20	H 1	GOOD! LAYUP by Thomas, Adonis [PNT]
GOOD! JUMPER by Wright, Daquan	01:20	23-20	H 3	
FOUL by Phillips, Chris (P1T7)	01:01	23-21	H 2	GOOD! FT SHOT by Thomas, Adonis
	01:01	23-22	H 1	GOOD! FT SHOT by Thomas, Adonis
SUB IN : Peake, Spencer	01:01			SUB IN : Hampton, Davonte
SUB IN : Greene, Ty	01:01			SUB OUT: Parks, Bobby
SUB IN : White, Rico	01:01			SUB OUT: McAfee, Cedric
SUB IN : Standifer, Drew	01:01			
SUB OUT: Phillips, Chris	01:01			
SUB OUT: Wright, Daquan	01:01			
SUB OUT: Winton, Will	01:01			
SUB OUT: Weida, Austin	01:01			
MISSED JUMPER by White, Rico	00:59			REBOUND (DEF) by McAfee, Cedric
	00:48	23-24	V 1	GOOD! DUNK by Thomas, Adonis [PNT]
	00:48			ASSIST by Hollimon, Jermaine
	00:33			SUB IN : Crawford, Markell
MISSED JUMPER by White, Rico	00:04			
REBOUND (OFF) by Greene, Ty	00:04			
MISSED FT SHOT by Greene, Ty	00:01			FOUL by Crawford, Markell (P1T5)
REBOUND (OFF) by (DEADBALL)	00:01			
GOOD! FT SHOT by Greene, Ty	00:01	24-24	T 5	
REBOUND (DEF) by (TEAM)	00:00			MISSED 3 PTR by Wilkerson, Telvin

Bearden 24, Melrose 24

3rd PERIOD Play-by-Play (Page 1)

HOME TEAM: Bearden	TIME	SCORE	MAR	VISITORS: Melrose
	08:00			SUB IN : Hollimon, Jermaine
	08:00			SUB OUT: Parks, Bobby
	07:49	24-26	V 2	GOOD! JUMPER by Wilkerson, Telvin
FOUL by Lawson, Jaeland (P2T1)	07:49			MISSED FT SHOT by Wilkerson, Telvin
REBOUND (DEF) by Lawson, Jaeland	07:49			
MISSED JUMPER by Winton, Will	07:26			
REBOUND (OFF) by Winton, Will	07:26			
MISSED JUMPER by Winton, Will	07:24			REBOUND (DEF) by Wilkerson, Telvin
	07:20			SUB IN : Hampton, Davonte
	07:20			SUB OUT: Wilkerson, Telvin
	07:08			TURNOVR by Thomas, Adonis
STEAL by Greene, Ty	07:07			
MISSED 3 PTR by Lawson, Jaeland	06:57			
REBOUND (OFF) by Winton, Will	06:57			
GOOD! 3 PTR by Greene, Ty	06:37	27-26	H 1	
	06:20	27-28	V 1	GOOD! JUMPER by Jones, Chris
TURNOVR by Winton, Will	06:06			
SUB IN : Fair, Dion	06:06			SUB IN : Parks, Bobby
SUB IN : Standifer, Drew	06:06			SUB OUT: Rucker, Nate
SUB IN : Peake, Spencer	06:06			
SUB OUT: Lawson, Jaeland	06:06			
SUB OUT: Phillips, Chris	06:06			
SUB OUT: Winton, Will	06:06			
FOUL by Peake, Spencer (P2T2)	05:54	27-29	V 2	GOOD! FT SHOT by Parks, Bobby
	05:54	27-30	V 3	GOOD! FT SHOT by Parks, Bobby
MISSED JUMPER by Fair, Dion	05:36			BLOCK by Parks, Bobby
REBOUND (OFF) by Peake, Spencer	05:34			
GOOD! LAYUP by Peake, Spencer [PNT]	05:31	29-30	V 1	
	05:28			FOUL by Hollimon, Jermaine (P1T1)
	05:28			TURNOVR by Hollimon, Jermaine
MISSED JUMPER by Greene, Ty	04:47			REBOUND (DEF) by Hampton, Davonte
	04:35	29-32	V 3	GOOD! JUMPER by Jones, Chris
MISSED JUMPER by Peake, Spencer	04:18			
REBOUND (OFF) by White, Rico	04:18			
	04:17			FOUL by Hampton, Davonte (P1T2)
SUB IN : Lawson, Jaeland	04:15			
SUB IN : Wright, Daquan	04:15			
SUB IN : Weida, Austin	04:15			
SUB IN : Winton, Will	04:15			
SUB OUT: Fair, Dion	04:15			
SUB OUT: White, Rico	04:15			
SUB OUT: Greene, Ty	04:15			

SUB OUT: Peake, Spencer	04:15			
MISSED 3 PTR by Wright, Daquan	03:50			REBOUND (DEF) by Hampton, Davonte
	03:43			MISSED 3 PTR by Hollimon, Jermaine
	03:43			REBOUND (OFF) by Jones, Chris
SUB IN : Phillips, Chris	03:40			
SUB IN : White, Rico	03:40			
SUB OUT: Standifer, Drew	03:40			
SUB OUT: Weida, Austin	03:40			
	03:25			TURNOVR by Thomas, Adonis
STEAL by Phillips, Chris	03:23			
GOOD! LAYUP by Winton, Will [PNT]	03:18	31-32	V 1	
ASSIST by Lawson, Jaeland	03:18			
	02:56			TURNOVR by Parks, Bobby
SUB IN : Peake, Spencer	02:48			
SUB IN : Greene, Ty	02:48			
SUB OUT: Wright, Daquan	02:48			
SUB OUT: Winton, Will	02:48			
TURNOVR by Greene, Ty	02:42			STEAL by Hollimon, Jermaine
FOUL by Lawson, Jaeland (P3T3)	02:42			
SUB IN : Fair, Dion	02:42			
SUB OUT: Lawson, Jaeland	02:42			
STEAL by Fair, Dion	02:29			TURNOVR by Parks, Bobby
	02:29			SUB IN : McAfee, Cedric
	02:29			SUB OUT: Parks, Bobby
TURNOVR by Peake, Spencer	02:10			
FOUL by Phillips, Chris (P2T4)	01:59	31-33	V 2	GOOD! FT SHOT by Hollimon, Jermaine
	01:59	31-34	V 3	GOOD! FT SHOT by Hollimon, Jermaine
	01:59	31-35	V 4	GOOD! FT SHOT by Hollimon, Jermaine
SUB IN : Standifer, Drew	01:59			
SUB OUT: Phillips, Chris	01:59			
TURNOVR by Fair, Dion	01:54			
	01:53			STEAL by Hollimon, Jermaine
	01:51			MISSED LAYUP by McAfee, Cedric
	01:51			REBOUND (OFF) by McAfee, Cedric
	01:48			MISSED JUMPER by McAfee, Cedric
	01:48			REBOUND (OFF) by McAfee, Cedric
	01:47	31-37	V 6	GOOD! JUMPER by McAfee, Cedric [PNT]
FOUL by Peake, Spencer (P3T5)	01:47	31-38	V 7	GOOD! FT SHOT by McAfee, Cedric
SUB IN : Winton, Will	01:47			
SUB OUT: Peake, Spencer	01:47			
MISSED 3 PTR by White, Rico	01:32			
REBOUND (OFF) by Winton, Will	01:32			
MISSED JUMPER by Winton, Will	01:26			REBOUND (DEF) by Thomas, Adonis
	01:04			MISSED 3 PTR by Jones, Chris
	01:04			REBOUND (OFF) by Thomas, Adonis
	01:01	31-40	V 9	GOOD! JUMPER by Thomas, Adonis [PNT]
MISSED JUMPER by White, Rico	00:51			BLOCK by Hollimon, Jermaine
REBOUND (OFF) by (TEAM)	00:51			
TIMEOUT TEAM	00:51			
SUB IN : Lawson, Jaeland	00:51			
SUB OUT: Fair, Dion	00:51			
MISSED 3 PTR by Greene, Ty	00:47			
REBOUND (OFF) by White, Rico	00:47			
GOOD! LAYUP by White, Rico [PNT]	00:45	33-40	V 7	
	00:31			MISSED 3 PTR by McAfee, Cedric
	00:31			REBOUND (OFF) by Thomas, Adonis
	00:00			MISSED 3 PTR by Hampton, Davonte
	00:00			REBOUND (OFF) by (TEAM)

Melrose 40, Bearden 33

4th PERIOD Play-by-Play (Page 1)

HOME TEAM: Bearden	TIME	SCORE	MAR	VISITORS: Melrose
	08:00			SUB IN : Hollimon, Jermaine
	08:00			SUB IN : McAfee, Cedric
	08:00			SUB IN : Hampton, Davonte
	08:00			SUB OUT: Rucker, Nate
	08:00			SUB OUT: Wilkerson, Telvin
	08:00			SUB OUT: Parks, Bobby
	07:49	33-42	V 9	GOOD! JUMPER by Jones, Chris
MISSED 3 PTR by White, Rico	07:35			REBOUND (DEF) by McAfee, Cedric
	07:26	33-44	V 11	GOOD! LAYUP by Jones, Chris [PNT]
GOOD! FT SHOT by White, Rico	07:11	34-44	V 10	FOUL by Jones, Chris (P3T3)
GOOD! FT SHOT by White, Rico	07:11	35-44	V 9	
SUB IN : Fair, Dion	07:11			
SUB OUT: Lawson, Jaeland	07:11			
	06:57	35-47	V 12	GOOD! 3 PTR by McAfee, Cedric

GOOD! JUMPER by Greene, Ty	06:46	37-47	V 10	
ASSIST by Fair, Dion	06:46			
	06:36	37-50	V 13	GOOD! 3 PTR by Hollimon, Jermaine
	06:36			ASSIST by Thomas, Adonis
	06:35			TIMEOUT 30sec
GOOD! 3 PTR by Greene, Ty	06:17	40-50	V 10	
ASSIST by White, Rico	06:17			
	06:08			TURNOVR by Jones, Chris
STEAL by Greene, Ty	06:07			
MISSED JUMPER by Greene, Ty	06:04			BLOCK by Hampton, Davonte
REBOUND (OFF) by (TEAM)	06:04			
MISSED 3 PTR by White, Rico	05:55			
REBOUND (OFF) by White, Rico	05:55			
GOOD! FT SHOT by White, Rico	05:51	41-50	V 9	FOUL by McAfee, Cedric (P1T4)
GOOD! FT SHOT by White, Rico	05:51	42-50	V 8	
	05:41			FOUL by Jones, Chris (P4T5)
	05:41			TURNOVR by Jones, Chris
	05:41			SUB IN : Parks, Bobby
	05:41			SUB OUT: Jones, Chris
MISSED JUMPER by Phillips, Chris	04:46			BLOCK by Parks, Bobby
	04:44			REBOUND (DEF) by Parks, Bobby
	04:42	42-52	V 10	GOOD! LAYUP by Hollimon, Jermaine [FB/PNT]
MISSED JUMPER by Winton, Will	04:18			REBOUND (DEF) by Hampton, Davonte
REBOUND (DEF) by Greene, Ty	04:09			MISSED JUMPER by Hampton, Davonte
GOOD! 3 PTR by Greene, Ty	04:00	45-52	V 7	
ASSIST by Fair, Dion	04:00			
	03:49			MISSED JUMPER by Thomas, Adonis
	03:49			REBOUND (OFF) by Thomas, Adonis
	03:47	45-54	V 9	GOOD! JUMPER by Thomas, Adonis [PNT]
GOOD! LAYUP by White, Rico [PNT]	03:38	47-54	V 7	
FOUL by Greene, Ty (P1T6)	03:24			
TIMEOUT TEAM	03:24			
	03:24	47-55	V 8	GOOD! FT SHOT by Thomas, Adonis
REBOUND (DEF) by Phillips, Chris	03:24			MISSED FT SHOT by Thomas, Adonis
SUB IN : Lawson, Jaeland	03:24			SUB IN : Jones, Chris
SUB OUT: Fair, Dion	03:24			SUB OUT: Parks, Bobby
TURNOVR by White, Rico	03:09			STEAL by McAfee, Cedric
FOUL by Greene, Ty (P2T7)	03:06	47-56	V 9	GOOD! FT SHOT by McAfee, Cedric
	03:06	47-57	V 10	GOOD! FT SHOT by McAfee, Cedric
TURNOVR by White, Rico	02:58			
	02:57			STEAL by Hampton, Davonte
REBOUND (DEF) by Greene, Ty	02:54			MISSED JUMPER by Hampton, Davonte
MISSED 3 PTR by Lawson, Jaeland	02:44			
REBOUND (OFF) by Phillips, Chris	02:44			
MISSED JUMPER by Phillips, Chris	02:42			REBOUND (DEF) by Thomas, Adonis
REBOUND (DEF) by Phillips, Chris	02:29			MISSED JUMPER by Jones, Chris
	02:26			FOUL by Hollimon, Jermaine (P2T6)
MISSED 3 PTR by Fair, Dion	02:12			REBOUND (DEF) by Hampton, Davonte
	02:04			TIMEOUT TEAM
	01:53	47-59	V 12	GOOD! LAYUP by McAfee, Cedric [PNT]
GOOD! 3 PTR by Winton, Will	01:35	50-59	V 9	
ASSIST by White, Rico	01:35			
FOUL by White, Rico (P1T8)	01:25	50-60	V 10	GOOD! FT SHOT by Jones, Chris
	01:25	50-61	V 11	GOOD! FT SHOT by Jones, Chris
SUB IN : Fair, Dion	01:25			
SUB OUT: Lawson, Jaeland	01:25			
MISSED 3 PTR by Greene, Ty	01:19			REBOUND (DEF) by (TEAM)
	01:07	50-63	V 13	GOOD! DUNK by Thomas, Adonis [PNT]
	01:07			ASSIST by Jones, Chris
MISSED JUMPER by Greene, Ty	00:56			
REBOUND (OFF) by (TEAM)	00:56			
TURNOVR by White, Rico	00:54			
	00:53			STEAL by Jones, Chris
	00:51	50-65	V 15	GOOD! LAYUP by Jones, Chris [FB/PNT]
GOOD! FT SHOT by White, Rico	00:32	51-65	V 14	FOUL by Hampton, Davonte (P2T7)
MISSED FT SHOT by White, Rico	00:32			
REBOUND (OFF) by (DEADBALL)	00:32			
GOOD! FT SHOT by White, Rico	00:32	52-65	V 13	
SUB IN : Lawson, Jaeland	00:32			
SUB IN : Wright, Daquan	00:32			
SUB OUT: Phillips, Chris	00:32			
SUB OUT: Winton, Will	00:32			
SUB OUT: Fair, Dion	00:32			
FOUL by White, Rico (P2T9)	00:30	52-66	V 14	GOOD! FT SHOT by Hampton, Davonte
REBOUND (DEF) by Lawson, Jaeland	00:30			MISSED FT SHOT by Hampton, Davonte
GOOD! FT SHOT by Lawson, Jaeland	00:25	53-66	V 13	FOUL by McAfee, Cedric (P2T8)
GOOD! FT SHOT by Lawson, Jaeland	00:25	54-66	V 12	
	00:19	54-68	V 14	GOOD! LAYUP by Jones, Chris [FB/PNT]
MISSED 3 PTR by White, Rico	00:11			
REBOUND (OFF) by Wright, Daquan	00:11			

MISSED FT SHOT by Wright, Daquan	00:09			FOUL by Jones, Chris (P5T9)
REBOUND (OFF) by (DEADBALL)	00:09			
	00:09			SUB IN : Parks, Bobby
	00:09			SUB OUT: Jones, Chris
GOOD! FT SHOT by Wright, Daquan	00:08	55-68	V 13	
FOUL by Wright, Daquan (P1T10)	00:08	55-69	V 14	GOOD! FT SHOT by Parks, Bobby
REBOUND (DEF) by White, Rico	00:08			MISSED FT SHOT by Parks, Bobby
GOOD! JUMPER by Greene, Ty [PNT]	00:03	57-69	V 12	

Melrose 69, Bearden 57

Official Basketball Box Score -- 1st Half
Melrose vs Bearden
3/19/10 5:00 PM at Murphy Center (Murfreesboro, TN)

VISITORS: Melrose 36-4

##	Player Name		TOT-FG FG-FGA	3-PT FG-FGA	FT-FTA	REBOUNDS OF	DE	TOT	PF	TP	A	TO	BLK	S	MIN
01	Thomas, Adonis.....	*	4-4	0-0	4-4	0	4	4	0	12	0	1	2	0	16
03	Jones, Chris.....	*	3-6	2-4	0-0	1	1	2	2	8	1	4	0	0	13
22	Parks, Bobby.....	*	0-1	0-0	0-0	0	1	1	0	0	0	0	0	0	6
33	Wilkerson, Telvin...	*	0-2	0-2	0-0	1	2	3	0	0	3	2	0	0	16
50	Rucker, Nate.....	*	0-0	0-0	0-0	1	2	3	2	0	0	1	0	0	6
00	McAfee, Cedric.....		0-1	0-0	0-0	0	1	1	0	0	0	0	0	0	5
05	Crawford, Markell...		0-0	0-0	0-0	0	0	0	1	0	0	0	0	0	1
10	Hampton, Davonte....		0-1	0-1	0-0	0	0	0	0	0	0	0	0	0	5
23	Hollimon, Jermaine..		2-5	0-3	0-0	1	0	1	0	4	1	1	0	2	12
	TEAM.....					1		1							
	Totals.....		9-20	2-10	4-4	5	11	16	5	24	5	9	2	2	80

TOTAL FG% 1st Half: 9-20 45.0%
3-Pt. FG% 1st Half: 2-10 20.0%
F Throw % 1st Half: 4-4 100 %

HOME TEAM: Bearden 32-3

##	Player Name		TOT-FG FG-FGA	3-PT FG-FGA	FT-FTA	REBOUNDS OF	DE	TOT	PF	TP	A	TO	BLK	S	MIN
01	White, Rico.....	*	2-6	1-3	0-0	0	0	0	0	5	0	0	0	1	11
05	Greene, Ty.....	*	2-6	0-1	1-2	2	0	2	0	5	0	0	1	0	11
15	Winton, Will.....	*	2-5	0-0	0-0	4	1	5	0	4	1	1	0	1	9
30	Lawson, Jaeland.....	*	1-4	0-0	0-0	0	1	1	1	2	1	0	0	0	12
44	Phillips, Chris.....	*	0-2	0-0	0-0	2	1	3	1	0	0	0	0	2	10
03	Fair, Dion.....		1-3	1-1	0-0	0	0	0	2	3	1	1	0	1	4
12	Wright, Daquan.....		2-3	1-2	0-0	1	0	1	0	5	0	0	0	0	5
13	Peake, Spencer.....		0-2	0-0	0-0	2	0	2	1	0	0	0	0	0	7
23	Weida, Austin.....		0-1	0-0	0-0	0	1	1	0	0	0	0	0	0	5
32	Standifer, Drew.....		0-0	0-0	0-0	0	1	1	2	0	0	2	0	0	6
	TEAM.....						1	1							
	Totals.....		10-32	3-7	1-2	11	6	17	7	24	3	4	1	5	80

TOTAL FG% 1st Half: 10-32 31.3%
3-Pt. FG% 1st Half: 3-7 42.9%
F Throw % 1st Half: 1-2 50.0%

Officials: Jason Creek, Keith Shadowens, Craig Carmichael
Technical fouls: Melrose-None. Bearden-None.
Attendance:

Score by Periods	1st	2nd
Melrose.....	10	14
Bearden.....	12	12

Official Basketball Box Score -- 2nd Half
Melrose vs Bearden
3/19/10 5:00 PM at Murphy Center (Murfreesboro, TN)

VISITORS: Melrose 36-4

##	Player Name		TOT-FG FG-FGA	3-PT FG-FGA	FT-FTA	REBOUNDS OF	DE	TOT	PF	TP	A	TO	BLK	S	MIN
01	Thomas, Adonis.....	*	3-4	0-0	1-2	3	2	5	0	7	1	2	0	0	16
03	Jones, Chris.....	*	6-8	0-1	2-2	1	0	1	3	14	1	2	0	1	14
22	Parks, Bobby.....	*	0-0	0-0	3-4	0	1	1	0	3	0	2	2	0	6
33	Wilkerson, Telvin...	*	1-1	0-0	0-1	0	1	1	0	2	0	0	0	0	1
50	Rucker, Nate.....	*	0-0	0-0	0-0	0	0	0	0	0	0	0	0	0	2
00	McAfee, Cedric.....		3-6	1-2	3-3	2	1	3	2	10	0	0	0	1	10
05	Crawford, Markell...		0-0	0-0	0-0	0	0	0	0	0	0	0	0	0	0
10	Hampton, Davonte....		0-3	0-1	1-2	0	4	4	2	1	0	0	1	1	15
23	Hollimon, Jermaine..		2-3	1-2	3-3	0	0	0	2	8	0	1	1	2	16
	TEAM.....					1	1	2							
	Totals.....		15-25	2-6	13-17	7	10	17	9	45	2	7	4	5	80

TOTAL FG% 1st Half: 9-20 45.0% 2nd Half: 15-25 60.0% Game: 53.3%
3-Pt. FG% 1st Half: 2-10 20.0% 2nd Half: 2-6 33.3% Game: 25.0%
F Throw % 1st Half: 4-4 100 % 2nd Half: 13-17 76.5% Game: 81.0%

HOME TEAM: Bearden 32-3

##	Player Name		TOT-FG FG-FGA	3-PT FG-FGA	FT-FTA	REBOUNDS OF	DE	TOT	PF	TP	A	TO	BLK	S	MIN
01	White, Rico.....	*	2-7	0-4	6-7	3	1	4	2	10	2	3	0	0	15
05	Greene, Ty.....	*	5-10	3-5	0-0	0	2	2	2	13	0	1	0	2	15
15	Winton, Will.....	*	2-6	1-1	0-0	3	0	3	0	5	0	1	0	0	12
30	Lawson, Jaeland.....	*	0-2	0-2	2-2	0	2	2	2	2	1	0	0	0	7
44	Phillips, Chris.....	*	0-2	0-0	0-0	1	2	3	1	0	0	0	0	1	11
03	Fair, Dion.....		0-2	0-1	0-0	0	0	0	0	0	2	1	0	1	10
12	Wright, Daquan.....		0-1	0-1	1-2	1	0	1	1	1	0	0	0	0	2
13	Peake, Spencer.....		1-2	0-0	0-0	1	0	1	2	2	0	1	0	0	3
23	Weida, Austin.....		0-0	0-0	0-0	0	0	0	0	0	0	0	0	0	1
32	Standifer, Drew.....		0-0	0-0	0-0	0	0	0	0	0	0	0	0	0	4
	TEAM.....					3		3							
	Totals.....		10-32	4-14	9-11	12	7	19	10	33	5	7	0	4	80

TOTAL FG% 1st Half: 10-32 31.3% 2nd Half: 10-32 31.3% Game: 31.3%
3-Pt. FG% 1st Half: 3-7 42.9% 2nd Half: 4-14 28.6% Game: 33.3%
F Throw % 1st Half: 1-2 50.0% 2nd Half: 9-11 81.8% Game: 76.9%

Officials: Jason Creek, Keith Shadowens, Craig Carmichael

Technical fouls: Melrose-None. Bearden-None.
Attendance:

Score by Periods	1st	2nd	3rd	4th
Melrose.....	10	14	16	29
Bearden.....	12	12	9	24

Melrose vs Bearden (3/19/10 - Period 4 00:00)

POINTS OFF TURNOVERS	1	2	3	4	- Tot
Melrose.....	3	2	8	4	- 17
Bearden.....	10	4	5	2	- 21

POINTS IN PAINT	1	2	3	4	- Tot
Melrose.....	2	12	4	14	- 32
Bearden.....	6	4	6	4	- 20

2ND CHANCE POINTS	1	2	3	4	- Tot
Melrose.....	2	2	5	2	- 11
Bearden.....	0	5	7	3	- 15

FAST BREAK POINTS	1	2	3	4	- Tot
Melrose.....	0	0	0	6	- 6
Bearden.....	2	0	0	0	- 2

BENCH POINTS	1	2	3	4	- Tot
Melrose.....	0	4	6	13	- 23
Bearden.....	3	5	2	1	- 11

SCORE TIED BY	1	2	3	4	- Tot
Melrose.....	1	3	0	0	- 4
Bearden.....	0	1	0	0	- 1

LEAD GAINED BY	1	2	3	4	- Tot
Melrose.....	0	1	1	0	- 2
Bearden.....	0	0	1	0	- 1

Official Basketball Box Score
White Station vs Melrose
03/20/10 6:00 p.m. at Murphy Center, Murfreesboro, Tenn.

VISITORS: White Station 28-8

##	Player Name		TOT-FG FG-FGA	3-PT FG-FGA	FT-FTA	REBOUNDS OF	DE	TOT	PF	TP	A	TO	BLK	S	MIN
01	Jackson, Joe.....	*	7-18	3-5	5-8	3	4	7	4	22	6	5	0	2	32
04	Burton, Julian.....	*	4-8	3-3	1-2	0	5	5	5	12	3	3	0	0	21
20	Hollins, Andre.....	*	2-12	0-6	0-0	2	3	5	4	4	1	1	0	1	29
33	Johnson, Nino.....	*	1-9	0-0	2-5	6	4	10	4	4	1	1	1	1	21
55	Williams, Marvin....	*	2-3	0-0	0-0	5	2	7	3	4	0	2	0	0	16
02	Bullock, Bandon.....		0-0	0-0	0-0	0	0	0	1	0	0	0	0	0	1
03	Bowman, Michael.....		1-1	1-1	0-0	0	0	0	1	3	0	0	0	0	1
10	White, James.....		0-0	0-0	0-0	0	0	0	0	0	0	0	0	0	0+
11	Green, Harry.....		4-9	2-6	1-2	1	1	2	2	11	2	3	0	1	22
30	Woodfork, William...		0-0	0-0	0-0	0	0	0	5	0	0	0	0	1	3
40	Tucker, Rodriguez...		4-4	0-0	0-1	1	1	2	0	8	0	0	0	1	7
44	Miles, Jordan.....		0-0	0-0	2-2	1	0	1	1	2	0	1	0	0	7
	TEAM.....					2	2	4							
	Totals.....		25-64	9-21	11-20	21	22	43	30	70	13	16	1	7	160

TOTAL FG% 1st Half: 12-29	41.4%	2nd Half: 13-35	37.1%	Game: 39.1%	DEADB	
3-Pt. FG% 1st Half: 4-9	44.4%	2nd Half: 5-12	41.7%	Game: 42.9%	REBS	
F Throw % 1st Half: 5-6	83.3%	2nd Half: 6-14	42.9%	Game: 55.0%	4	

HOME TEAM: Melrose 36-4

##	Player Name		TOT-FG FG-FGA	3-PT FG-FGA	FT-FTA	REBOUNDS OF	DE	TOT	PF	TP	A	TO	BLK	S	MIN
01	Thomas, Adonis.....	*	5-11	2-4	7-11	1	12	13	1	19	2	3	4	2	32
03	Jones, Chris.....	*	8-14	1-2	18-19	1	1	2	2	35	0	4	0	4	31
22	Parks, Bobby.....	*	0-2	0-1	1-5	1	2	3	3	1	1	0	0	2	23
33	Wilkerson, Telvin...	*	2-5	0-1	1-3	1	4	5	4	5	0	4	0	1	22
44	Moore, Darrius.....	*	0-0	0-0	0-0	0	1	1	0	0	0	0	0	0	6
00	McAfee, Cedric.....		2-4	0-2	0-0	0	1	1	3	4	1	0	0	0	14
10	Hampton, Davonte....		0-1	0-1	4-4	1	0	1	4	4	0	2	0	1	11
23	Hollimon, Jermaine..		2-5	2-4	1-2	0	0	0	2	7	0	0	0	1	21
24	Atwood, Willie.....		0-0	0-0	0-2	1	0	1	0	0	0	0	0	0	1
	TEAM.....					1	2	3							
	Totals.....		19-42	5-15	32-46	7	23	30	19	75	4	13	4	11	161

TOTAL FG% 1st Half: 12-28	42.9%	2nd Half: 7-14	50.0%	Game: 45.2%	DEADB	
3-Pt. FG% 1st Half: 4-11	36.4%	2nd Half: 1-4	25.0%	Game: 33.3%	REBS	
F Throw % 1st Half: 7-12	58.3%	2nd Half: 25-34	73.5%	Game: 69.6%	8	

Officials: Jason Creek, Dewayne Simpson,Wayne Loveless
Technical fouls: White Station-None. Melrose-None.
Attendance:

Score by Periods	1st	2nd	3rd	4th		Total
White Station.....	16	17	17	20	-	70
Melrose.....	16	19	20	20	-	75

John Taylor-Beech,Rico White-Bearden,Ty Greene-Bearden,Telvin James-Northeast
Alex Poythress-Northeast,Joe Jackson-White Station,**Chris Jones-Melrose MVP
Andre Hollins-White Station,Nino Johnson-White Station,Adonis Thomas-
Melrose

Play-by-Play
White Station vs Melrose
03/20/10 6:00 p.m. at Murphy Center, Murfreesboro, Tenn.

1st PERIOD Play-by-Play (Page 1)

HOME TEAM: Melrose	TIME	SCORE	MAR	VISITORS: White Station
REBOUND (DEF) by Wilkerson, Telvin	07:31			MISSED JUMPER by Williams, Marvin
GOOD! JUMPER by Jones, Chris	07:20	2-0	H 2	
	06:59			TURNOVR by Jackson, Joe
STEAL by Thomas, Adonis	06:58			
TURNOVR by Thomas, Adonis	06:55			
	06:53			STEAL by Johnson, Nino
	06:47			TURNOVR by Jackson, Joe
STEAL by Parks, Bobby	06:46			
MISSED 3 PTR by Jones, Chris	06:41			REBOUND (DEF) by Jackson, Joe
	06:24	2-3	V 1	GOOD! 3 PTR by Burton, Julian
	06:24			ASSIST by Johnson, Nino
MISSED JUMPER by Wilkerson, Telvin	05:51			
REBOUND (OFF) by Parks, Bobby	05:51			
	05:36			FOUL by Williams, Marvin (P1T1)
TURNOVR by Wilkerson, Telvin	05:36			STEAL by Hollins, Andre
	05:36			MISSED 3 PTR by Hollins, Andre
	05:36			REBOUND (OFF) by Williams, Marvin
FOUL by Parks, Bobby (P1T1)	05:32			
REBOUND (DEF) by Moore, Darrius	05:14			MISSED JUMPER by Burton, Julian
MISSED 3 PTR by Parks, Bobby	05:10			REBOUND (DEF) by (TEAM)
	04:55	2-6	V 4	GOOD! 3 PTR by Jackson, Joe
	04:55			ASSIST by Burton, Julian
MISSED JUMPER by Thomas, Adonis	04:43			REBOUND (DEF) by Burton, Julian
	04:37			MISSED JUMPER by Johnson, Nino
	04:37			REBOUND (OFF) by Jackson, Joe
	04:35	2-8	V 6	GOOD! JUMPER by Jackson, Joe [PNT]
TIMEOUT 30sec	04:35			
SUB IN : Hollimon, Jermaine	04:35			
SUB OUT: Moore, Darrius	04:35			
GOOD! 3 PTR by Hollimon, Jermaine	04:24	5-8	V 3	
ASSIST by Parks, Bobby	04:24			
	04:05			TURNOVR by Jackson, Joe
GOOD! LAYUP by Wilkerson, Telvin [PNT]	03:51	7-8	V 1	
REBOUND (DEF) by Parks, Bobby	03:28			MISSED JUMPER by Burton, Julian
MISSED JUMPER by Jones, Chris	03:21			
REBOUND (OFF) by Thomas, Adonis	03:21			
GOOD! FT SHOT by Thomas, Adonis	03:17	8-8	T 1	FOUL by Williams, Marvin (P2T2)
GOOD! FT SHOT by Thomas, Adonis	03:17	9-8	H 1	
	03:07	9-10	V 1	GOOD! JUMPER by Hollins, Andre
GOOD! 3 PTR by Thomas, Adonis	02:51	12-10	H 2	
REBOUND (DEF) by (TEAM)	02:41			MISSED 3 PTR by Hollins, Andre
MISSED 3 PTR by Thomas, Adonis	02:33			REBOUND (DEF) by Burton, Julian
	02:26			MISSED LAYUP by Burton, Julian
	02:26			REBOUND (OFF) by Johnson, Nino
	02:23			MISSED JUMPER by Johnson, Nino
	02:23			REBOUND (OFF) by (TEAM)
	02:21			SUB IN : Green, Harry
	02:21			SUB OUT: Williams, Marvin
	02:15	12-12	T 2	GOOD! JUMPER by Jackson, Joe [PNT]
MISSED JUMPER by Jones, Chris	01:45			REBOUND (DEF) by Burton, Julian
FOUL by Hollimon, Jermaine (P1T2)	01:42			
	01:30	12-14	V 2	GOOD! JUMPER by Hollins, Andre
MISSED LAYUP by Thomas, Adonis	01:15			BLOCK by Johnson, Nino
	01:13			REBOUND (DEF) by Johnson, Nino
	01:10			TURNOVR by Johnson, Nino
STEAL by Parks, Bobby	01:09			
GOOD! FT SHOT by Parks, Bobby	01:06	13-14	V 1	FOUL by Johnson, Nino (P1T3)
MISSED FT SHOT by Parks, Bobby	01:06			REBOUND (DEF) by Hollins, Andre
SUB IN : McAfee, Cedric	01:06			
SUB OUT: Hollimon, Jermaine	01:06			
REBOUND (DEF) by Thomas, Adonis	00:58			MISSED LAYUP by Johnson, Nino
GOOD! LAYUP by Jones, Chris [PNT]	00:49	15-14	H 1	
	00:36			MISSED JUMPER by Jackson, Joe
	00:36			REBOUND (OFF) by (TEAM)
	00:35			TURNOVR by Green, Harry
	00:35			SUB IN : Miles, Jordan
	00:35			SUB OUT: Burton, Julian
MISSED FT SHOT by Wilkerson, Telvin	00:13			FOUL by Jackson, Joe (P1T4)
REBOUND (OFF) by (DEADBALL)	00:13			

GOOD! FT SHOT by Wilkerson, Telvin	00:13	16-14	H 2	
	00:01			MISSED 3 PTR by Jackson, Joe
	00:01			REBOUND (OFF) by Green, Harry
	00:00	16-16	T 3	GOOD! LAYUP by Green, Harry [PNT]

Melrose 16, White Station 16

2nd PERIOD Play-by-Play (Page 1)

HOME TEAM: Melrose	TIME	SCORE	MAR	VISITORS: White Station
SUB IN : McAfee, Cedric	08:00			SUB IN : Miles, Jordan
SUB IN : Hampton, Davonte	08:00			SUB IN : Green, Harry
SUB OUT: Jones, Chris	08:00			SUB OUT: Burton, Julian
SUB OUT: Moore, Darrius	08:00			SUB OUT: Williams, Marvin
MISSED 3 PTR by Wilkerson, Telvin	07:45			REBOUND (DEF) by Green, Harry
	07:39			TURNOVR by Jackson, Joe
STEAL by Hampton, Davonte	07:38			
MISSED 3 PTR by McAfee, Cedric	07:32			
REBOUND (OFF) by (TEAM)	07:32			
GOOD! JUMPER by Wilkerson, Telvin [PNT]	07:08	18-16	H 2	
MISSED FT SHOT by Wilkerson, Telvin	07:08			FOUL by Johnson, Nino (P2T5)
	07:08			REBOUND (DEF) by Johnson, Nino
	06:52			MISSED 3 PTR by Hollins, Andre
	06:52			REBOUND (OFF) by Miles, Jordan
FOUL by Wilkerson, Telvin (P1T3)	06:52	18-17	H 1	GOOD! FT SHOT by Miles, Jordan
	06:52	18-18	T 4	GOOD! FT SHOT by Miles, Jordan
SUB IN : Jones, Chris	06:52			SUB IN : Williams, Marvin
SUB OUT: Hampton, Davonte	06:52			SUB IN : Burton, Julian
	06:52			SUB OUT: Hollins, Andre
	06:52			SUB OUT: Miles, Jordan
GOOD! 3 PTR by Thomas, Adonis	06:30	21-18	H 3	
ASSIST by McAfee, Cedric	06:30			
	06:03	21-21	T 5	GOOD! 3 PTR by Green, Harry
	06:03			ASSIST by Burton, Julian
MISSED JUMPER by Wilkerson, Telvin	05:51			REBOUND (DEF) by Williams, Marvin
	05:40			MISSED JUMPER by Green, Harry
	05:40			REBOUND (OFF) by Williams, Marvin
FOUL by Wilkerson, Telvin (P2T4)	05:37			
SUB IN : Hollimon, Jermaine	05:37			
SUB IN : Hampton, Davonte	05:37			
SUB OUT: Wilkerson, Telvin	05:37			
SUB OUT: McAfee, Cedric	05:37			
	05:32			TURNOVR by Burton, Julian
MISSED LAYUP by Hollimon, Jermaine	05:10			REBOUND (DEF) by Johnson, Nino
FOUL by Hollimon, Jermaine (P2T5)	05:07			
	04:52			MISSED JUMPER by Jackson, Joe
	04:52			REBOUND (OFF) by Williams, Marvin
	04:48	21-23	V 2	GOOD! LAYUP by Williams, Marvin [PNT]
MISSED 3 PTR by Hampton, Davonte	04:37			REBOUND (DEF) by Burton, Julian
	04:30	21-25	V 4	GOOD! LAYUP by Green, Harry [PNT]
	04:30			ASSIST by Burton, Julian
	04:12			FOUL by Burton, Julian (P1T6)
TIMEOUT MEDIA	04:10			
SUB IN : Atwood, Willie	04:10			SUB IN : Hollins, Andre
SUB IN : McAfee, Cedric	04:10			SUB OUT: Burton, Julian
SUB OUT: Hollimon, Jermaine	04:10			
SUB OUT: Hampton, Davonte	04:10			
MISSED LAYUP by Thomas, Adonis	04:07			REBOUND (DEF) by Johnson, Nino
	03:46			MISSED JUMPER by Jackson, Joe
	03:46			REBOUND (OFF) by Hollins, Andre
MISSED 3 PTR by Thomas, Adonis	03:36			
REBOUND (OFF) by Wilkerson, Telvin	03:36			
TURNOVR by Wilkerson, Telvin	03:34			
MISSED LAYUP by Parks, Bobby	03:08			
REBOUND (OFF) by Atwood, Willie	03:08			
MISSED FT SHOT by Atwood, Willie	03:08			FOUL by Williams, Marvin (P3T7)
REBOUND (OFF) by (DEADBALL)	03:08			
MISSED FT SHOT by Atwood, Willie	03:08			REBOUND (DEF) by Jackson, Joe
REBOUND (DEF) by Jones, Chris	02:55			MISSED 3 PTR by Hollins, Andre
GOOD! LAYUP by Thomas, Adonis [PNT]	02:47	23-25	V 2	
GOOD! FT SHOT by Thomas, Adonis	02:47	24-25	V 1	FOUL by Jackson, Joe (P2T8)
SUB IN : Moore, Darrius	02:47			SUB IN : Miles, Jordan
SUB OUT: Atwood, Willie	02:47			SUB IN : Tucker, Rodriguez
	02:47			SUB OUT: Williams, Marvin
	02:47			SUB OUT: Johnson, Nino
	02:32	24-27	V 3	GOOD! JUMPER by Jackson, Joe

GOOD! LAYUP by McAfee, Cedric [PNT]	02:17	26-27	V 1	
FOUL by Parks, Bobby (P2T6)	02:06			
SUB IN : Hollimon, Jermaine	02:06			
SUB OUT: Parks, Bobby	02:06			
	02:00	26-30	V 4	GOOD! 3 PTR by Green, Harry
	02:00			ASSIST by Jackson, Joe
GOOD! LAYUP by Jones, Chris [PNT]	01:50	28-30	V 2	
REBOUND (DEF) by Thomas, Adonis	01:39			MISSED JUMPER by Hollins, Andre
GOOD! FT SHOT by Thomas, Adonis	01:38	29-30	V 1	FOUL by Miles, Jordan (P1T9)
GOOD! FT SHOT by Thomas, Adonis	01:38	30-30	T 6	
	01:38			SUB IN : Johnson, Nino
	01:38			SUB OUT: Tucker, Rodriguez
FOUL by McAfee, Cedric (P1T7)	01:20	30-31	V 1	GOOD! FT SHOT by Jackson, Joe
	01:20	30-32	V 2	GOOD! FT SHOT by Jackson, Joe
	01:20			SUB IN : Burton, Julian
	01:20			SUB OUT: Miles, Jordan
GOOD! 3 PTR by Jones, Chris	01:06	33-32	H 1	
	00:56			TURNOVR by Green, Harry
STEAL by Jones, Chris	00:55			
GOOD! LAYUP by Jones, Chris [PNT]	00:53	35-32	H 3	
FOUL by McAfee, Cedric (P2T8)	00:01	35-33	H 2	GOOD! FT SHOT by Jackson, Joe
REBOUND (DEF) by McAfee, Cedric	00:01			MISSED FT SHOT by Jackson, Joe
	00:01			SUB IN : Miles, Jordan
	00:01			SUB OUT: Johnson, Nino

Melrose 35, White Station 33

3rd PERIOD Play-by-Play (Page 1)

HOME TEAM: Melrose	TIME	SCORE	MAR	VISITORS: White Station
SUB IN : Hollimon, Jermaine	08:00			
SUB OUT: Moore, Darrius	08:00			
BLOCK by Thomas, Adonis	07:43			MISSED JUMPER by Jackson, Joe
	07:41			REBOUND (OFF) by Johnson, Nino
	07:40			MISSED JUMPER by Johnson, Nino
	07:40			REBOUND (OFF) by Johnson, Nino
REBOUND (DEF) by Parks, Bobby	07:37			MISSED JUMPER by Johnson, Nino
	07:37			FOUL by Johnson, Nino (P3T1)
GOOD! JUMPER by Thomas, Adonis [PNT]	07:24	37-33	H 4	
	07:06			MISSED JUMPER by Johnson, Nino
	07:06			REBOUND (OFF) by Hollins, Andre
	07:03			MISSED JUMPER by Hollins, Andre
	07:03			REBOUND (OFF) by Jackson, Joe
FOUL by Parks, Bobby (P3T1)	06:59			MISSED FT SHOT by Jackson, Joe
	06:59			REBOUND (OFF) by (DEADBALL)
	06:59	37-34	H 3	GOOD! FT SHOT by Jackson, Joe
SUB IN : McAfee, Cedric	06:59			
SUB OUT: Parks, Bobby	06:59			
GOOD! JUMPER by Jones, Chris [PNT]	06:47	39-34	H 5	
	06:30			TURNOVR by Williams, Marvin
STEAL by Wilkerson, Telvin	06:29			
GOOD! FT SHOT by Jones, Chris	06:19	40-34	H 6	FOUL by Burton, Julian (P2T2)
GOOD! FT SHOT by Jones, Chris	06:19	41-34	H 7	
	06:05			MISSED JUMPER by Johnson, Nino
	06:05			REBOUND (OFF) by Johnson, Nino
FOUL by Wilkerson, Telvin (P3T2)	06:02			MISSED FT SHOT by Johnson, Nino
	06:02			REBOUND (OFF) by (DEADBALL)
	06:02	41-35	H 6	GOOD! FT SHOT by Johnson, Nino
SUB IN : Hampton, Davonte	06:02			
SUB OUT: Wilkerson, Telvin	06:02			
GOOD! JUMPER by Thomas, Adonis [PNT]	05:54	43-35	H 8	
FOUL by Hampton, Davonte (P1T3)	05:43			
STEAL by Hollimon, Jermaine	05:43			TURNOVR by Burton, Julian
MISSED 3 PTR by Hollimon, Jermaine	05:34			
REBOUND (OFF) by Jones, Chris	05:34			
	05:30			FOUL by Johnson, Nino (P4T3)
	05:28			TIMEOUT 30sec
GOOD! FT SHOT by Jones, Chris	05:28	44-35	H 9	
GOOD! FT SHOT by Jones, Chris	05:28	45-35	H 10	
	05:18			TURNOVR by Burton, Julian
STEAL by Thomas, Adonis	05:17			
MISSED LAYUP by Jones, Chris	05:11			REBOUND (DEF) by Williams, Marvin
BLOCK by Thomas, Adonis	05:03			MISSED JUMPER by Johnson, Nino
REBOUND (DEF) by Thomas, Adonis	05:00			
GOOD! LAYUP by McAfee, Cedric [FB/PNT]	04:57	47-35	H 12	
ASSIST by Thomas, Adonis	04:57			

	04:45	47-38	H 9	GOOD! 3 PTR by Jackson, Joe
	04:45			ASSIST by Hollins, Andre
GOOD! LAYUP by Jones, Chris [FB/PNT]	04:38	49-38	H 11	
GOOD! FT SHOT by Jones, Chris	04:38	50-38	H 12	FOUL by Jackson, Joe (P3T4)
	04:38			SUB IN : Green, Harry
	04:38			SUB OUT: Johnson, Nino
TIMEOUT media	04:37			
FOUL by Hampton, Davonte (P2T4)	04:16			
	04:16			SUB IN : Miles, Jordan
	04:16			SUB OUT: Williams, Marvin
	04:09	50-41	H 9	GOOD! 3 PTR by Burton, Julian
	04:05			ASSIST by Jackson, Joe
	04:00			FOUL by Green, Harry (P1T5)
GOOD! 3 PTR by Hollimon, Jermaine	03:55	53-41	H 12	
ASSIST by Thomas, Adonis	03:55			
	03:40			FOUL by Hollins, Andre (P1T6)
	03:40			TURNOVR by Hollins, Andre
TURNOVR by Jones, Chris	03:31			
REBOUND (DEF) by Thomas, Adonis	03:13			MISSED JUMPER by Jackson, Joe
MISSED 3 PTR by McAfee, Cedric	03:04			REBOUND (DEF) by Hollins, Andre
BLOCK by Thomas, Adonis	02:57			MISSED LAYUP by Burton, Julian
REBOUND (DEF) by Thomas, Adonis	02:55			
TURNOVR by Thomas, Adonis	02:53			
SUB IN : Wilkerson, Telvin	02:53			
SUB OUT: McAfee, Cedric	02:53			
	02:39			TURNOVR by Miles, Jordan
STEAL by Jones, Chris	02:38			
TURNOVR by Jones, Chris	02:35			
	02:34			STEAL by Green, Harry
FOUL by Jones, Chris (P1T5)	02:32			
	02:31			MISSED FT SHOT by Green, Harry
	02:31			REBOUND (OFF) by (DEADBALL)
	02:31	53-42	H 11	GOOD! FT SHOT by Green, Harry
	02:31			SUB IN : Woodfork, William
	02:31			SUB OUT: Miles, Jordan
MISSED 3 PTR by Hollimon, Jermaine	02:18			REBOUND (DEF) by Hollins, Andre
	02:08	53-45	H 8	GOOD! 3 PTR by Burton, Julian
	02:08			ASSIST by Green, Harry
TIMEOUT 30sec	02:01			
MISSED FT SHOT by Parks, Bobby	01:36			FOUL by Woodfork, William (P1T7)
REBOUND (OFF) by (DEADBALL)	01:36			
FOUL by Hampton, Davonte (P3T6)	01:34			
	01:28			MISSED FT SHOT by Jackson, Joe
	01:28			REBOUND (OFF) by (DEADBALL)
	01:28	53-46	H 7	GOOD! FT SHOT by Jackson, Joe
	01:28			SUB IN : Tucker, Rodriguez
	01:28			SUB OUT: Woodfork, William
MISSED JUMPER by Thomas, Adonis	01:15			REBOUND (DEF) by (TEAM)
REBOUND (DEF) by Thomas, Adonis	00:55			MISSED JUMPER by Hollins, Andre
MISSED FT SHOT by Parks, Bobby	00:38			FOUL by Burton, Julian (P3T8)
REBOUND (OFF) by (DEADBALL)	00:38			
MISSED FT SHOT by Parks, Bobby	00:38			
REBOUND (OFF) by (DEADBALL)	00:38			
TURNOVR by Hampton, Davonte	00:36			
	00:35			STEAL by Jackson, Joe
	00:32	53-48	H 5	GOOD! LAYUP by Burton, Julian [PNT]
	00:32			ASSIST by Jackson, Joe
MISSED JUMPER by Jones, Chris	00:12			
REBOUND (OFF) by Hampton, Davonte	00:12			
	00:11			FOUL by Burton, Julian (P4T9)
GOOD! FT SHOT by Hampton, Davonte	00:09	54-48	H 6	
GOOD! FT SHOT by Hampton, Davonte	00:09	55-48	H 7	
	00:09			SUB IN : Bullock, Bandon
	00:09			SUB OUT: Burton, Julian
	00:00	55-50	H 5	GOOD! JUMPER by Tucker, Rodriguez
	00:00			ASSIST by Jackson, Joe

Melrose 55, White Station 50

4th PERIOD Play-by-Play (Page 1)

HOME TEAM: Melrose	TIME	SCORE	MAR	VISITORS: White Station
SUB IN : Hollimon, Jermaine	08:00			SUB IN : Bullock, Bandon
SUB OUT: Moore, Darrius	08:00			SUB IN : Green, Harry
	08:00			SUB IN : Tucker, Rodriguez
	08:00			SUB OUT: Burton, Julian

	08:00			SUB OUT: Johnson, Nino
	08:00			SUB OUT: Williams, Marvin
GOOD! FT SHOT by Hollimon, Jermaine	07:43	56-50	H 6	FOUL by Bullock, Bandon (P1T10)
MISSED FT SHOT by Hollimon, Jermaine	07:43			REBOUND (DEF) by Jackson, Joe
	07:26	56-52	H 4	GOOD! LAYUP by Tucker, Rodriguez [PNT]
	07:26			ASSIST by Jackson, Joe
MISSED FT SHOT by Thomas, Adonis	06:55			FOUL by Green, Harry (P2T11)
REBOUND (OFF) by (DEADBALL)	06:55			
GOOD! FT SHOT by Thomas, Adonis	06:55	57-52	H 5	
	06:55			SUB IN : Woodfork, William
	06:55			SUB OUT: Bullock, Bandon
REBOUND (DEF) by Wilkerson, Telvin	06:40			MISSED 3 PTR by Jackson, Joe
TURNOVR by Wilkerson, Telvin	06:38			STEAL by Tucker, Rodriguez
	06:36			MISSED 3 PTR by Green, Harry
	06:36			REBOUND (OFF) by Jackson, Joe
	06:31			SUB IN : Johnson, Nino
	06:31			SUB OUT: Woodfork, William
	06:30			TURNOVR by Green, Harry
STEAL by Jones, Chris	06:29			
MISSED JUMPER by Jones, Chris	06:26			REBOUND (DEF) by Tucker, Rodriguez
BLOCK by Thomas, Adonis	06:14			MISSED JUMPER by Hollins, Andre
	06:13			REBOUND (OFF) by Johnson, Nino
FOUL by Thomas, Adonis (P1T7)	06:13			MISSED FT SHOT by Johnson, Nino
REBOUND (DEF) by Thomas, Adonis	06:13			
GOOD! LAYUP by Jones, Chris [PNT]	06:04	59-52	H 7	
TIMEOUT 30sec	06:00			
	05:46			MISSED LAYUP by Jackson, Joe
	05:46			REBOUND (OFF) by Johnson, Nino
	05:44	59-54	H 5	GOOD! JUMPER by Johnson, Nino [PNT]
TURNOVR by Jones, Chris	05:37			
REBOUND (DEF) by Thomas, Adonis	05:23			MISSED 3 PTR by Green, Harry
MISSED FT SHOT by Thomas, Adonis	05:02			FOUL by Jackson, Joe (P4T12)
REBOUND (OFF) by (DEADBALL)	05:02			
MISSED FT SHOT by Thomas, Adonis	05:02			REBOUND (DEF) by Burton, Julian
	05:02			SUB IN : Burton, Julian
	05:02			SUB OUT: Jackson, Joe
FOUL by Jones, Chris (P2T8)	04:54	59-55	H 4	GOOD! FT SHOT by Burton, Julian
REBOUND (DEF) by (TEAM)	04:54			MISSED FT SHOT by Burton, Julian
TIMEOUT MEDIA	04:53			
	04:53			SUB IN : Jackson, Joe
	04:53			SUB IN : Woodfork, William
	04:53			SUB OUT: Green, Harry
	04:53			SUB OUT: Burton, Julian
TURNOVR by Wilkerson, Telvin	04:35			
	04:34			STEAL by Woodfork, William
REBOUND (DEF) by Thomas, Adonis	04:28			MISSED 3 PTR by Hollins, Andre
GOOD! FT SHOT by Jones, Chris	04:22	60-55	H 5	FOUL by Woodfork, William (P2T13)
GOOD! FT SHOT by Jones, Chris	04:22	61-55	H 6	
	04:22			SUB IN : Miles, Jordan
	04:22			SUB IN : Burton, Julian
	04:22			SUB OUT: Tucker, Rodriguez
	04:22			SUB OUT: Woodfork, William
FOUL by Wilkerson, Telvin (P4T9)	03:46	61-56	H 5	GOOD! FT SHOT by Johnson, Nino
REBOUND (DEF) by Thomas, Adonis	03:46			MISSED FT SHOT by Johnson, Nino
	03:46			SUB IN : Woodfork, William
	03:46			SUB OUT: Miles, Jordan
TURNOVR by Thomas, Adonis	03:24			
	03:24			SUB IN : Green, Harry
	03:24			SUB OUT: Burton, Julian
REBOUND (DEF) by Wilkerson, Telvin	03:11			MISSED JUMPER by Jackson, Joe
GOOD! FT SHOT by Jones, Chris	03:02	62-56	H 6	FOUL by Woodfork, William (P3T14)
GOOD! FT SHOT by Jones, Chris	03:02	63-56	H 7	
	03:02			SUB IN : Tucker, Rodriguez
	03:02			SUB IN : Williams, Marvin
	03:02			SUB OUT: Johnson, Nino
	03:02			SUB OUT: Woodfork, William
	02:40	63-58	H 5	GOOD! LAYUP by Tucker, Rodriguez [PNT]
	02:40			ASSIST by Jackson, Joe
	02:36			TIMEOUT TEAM
SUB IN : Hampton, Davonte	02:36			
SUB OUT: Wilkerson, Telvin	02:36			
	02:34			SUB IN : Woodfork, William
	02:34			SUB OUT: Williams, Marvin
FOUL by Hampton, Davonte (P4T10)	02:24			
TURNOVR by Hampton, Davonte	02:24			
SUB IN : McAfee, Cedric	02:24			SUB IN : Williams, Marvin
SUB OUT: Hampton, Davonte	02:24			SUB OUT: Woodfork, William
	02:07			MISSED 3 PTR by Green, Harry

	02:07			REBOUND (OFF) by Tucker, Rodriguez
	02:05	63-60	H 3	GOOD! JUMPER by Tucker, Rodriguez [PNT]
FOUL by McAfee, Cedric (P3T11)	02:05			MISSED FT SHOT by Tucker, Rodriguez
REBOUND (DEF) by Thomas, Adonis	02:05			
	02:05			SUB IN : Woodfork, William
	02:05			SUB OUT: Williams, Marvin
GOOD! FT SHOT by Jones, Chris	01:53	64-60	H 4	FOUL by Woodfork, William (P4T15)
GOOD! FT SHOT by Jones, Chris	01:53	65-60	H 5	
SUB IN : Hampton, Davonte	01:53			SUB IN : Williams, Marvin
SUB IN : Wilkerson, Telvin	01:53			SUB IN : Burton, Julian
SUB OUT: McAfee, Cedric	01:53			SUB OUT: Woodfork, William
SUB OUT: Hollimon, Jermaine	01:53			SUB OUT: Tucker, Rodriguez
	01:33			MISSED 3 PTR by Green, Harry
	01:33			REBOUND (OFF) by Williams, Marvin
	01:30			TURNOVR by Williams, Marvin
	01:28			TIMEOUT TEAM
	01:28			SUB IN : Woodfork, William
	01:28			SUB OUT: Williams, Marvin
GOOD! FT SHOT by Jones, Chris	01:22	66-60	H 6	FOUL by Hollins, Andre (P2T16)
GOOD! FT SHOT by Jones, Chris	01:22	67-60	H 7	
	01:22			SUB IN : Williams, Marvin
	01:22			SUB OUT: Woodfork, William
REBOUND (DEF) by Thomas, Adonis	01:06			MISSED 3 PTR by Hollins, Andre
GOOD! FT SHOT by Jones, Chris	01:01	68-60	H 8	FOUL by Burton, Julian (P5T17)
GOOD! FT SHOT by Jones, Chris	01:01	69-60	H 9	
	01:01			SUB IN : Bowman, Michael
	01:01			SUB OUT: Burton, Julian
	00:53	69-63	H 6	GOOD! 3 PTR by Bowman, Michael
	00:53			ASSIST by Green, Harry
	00:52			TIMEOUT TEAM
	00:52			SUB IN : Bullock, Bandon
	00:52			SUB IN : Woodfork, William
	00:52			SUB OUT: Williams, Marvin
	00:52			SUB OUT: Bowman, Michael
GOOD! FT SHOT by Hampton, Davonte	00:41	70-63	H 7	FOUL by Woodfork, William (P5T18)
GOOD! FT SHOT by Hampton, Davonte	00:41	71-63	H 8	
	00:41			SUB IN : Williams, Marvin
	00:41			SUB IN : Bowman, Michael
	00:41			SUB OUT: Bullock, Bandon
	00:41			SUB OUT: Woodfork, William
	00:34			MISSED LAYUP by Jackson, Joe
	00:34			REBOUND (OFF) by Williams, Marvin
	00:33	71-65	H 6	GOOD! TIP-IN by Williams, Marvin [PNT]
	00:33			TIMEOUT 30sec
	00:33			SUB IN : Bullock, Bandon
	00:33			SUB IN : Tucker, Rodriguez
	00:33			SUB OUT: Williams, Marvin
	00:33			SUB OUT: Bowman, Michael
MISSED FT SHOT by Jones, Chris	00:31			FOUL by Hollins, Andre (P3T19)
REBOUND (OFF) by (DEADBALL)	00:31			
GOOD! FT SHOT by Jones, Chris	00:31	72-65	H 7	
	00:31			SUB IN : Bowman, Michael
	00:31			SUB IN : Williams, Marvin
	00:31			SUB OUT: Bullock, Bandon
	00:31			SUB OUT: Tucker, Rodriguez
REBOUND (DEF) by Wilkerson, Telvin	00:23			MISSED JUMPER by Jackson, Joe
GOOD! FT SHOT by Jones, Chris	00:19	73-65	H 8	FOUL by Bowman, Michael (P1T20)
GOOD! FT SHOT by Jones, Chris	00:19	74-65	H 9	
	00:19			TURNOVR by Jackson, Joe
STEAL by Jones, Chris	00:18			
TURNOVR by Jones, Chris	00:14			
	00:13			STEAL by Jackson, Joe
	00:12	74-67	H 7	GOOD! DUNK by Jackson, Joe [FB/PNT]
GOOD! FT SHOT by Thomas, Adonis	00:06	75-67	H 8	FOUL by Hollins, Andre (P4T21)
MISSED FT SHOT by Thomas, Adonis	00:06			REBOUND (DEF) by Jackson, Joe
	00:06			SUB IN : White, James
	00:06			SUB OUT: Hollins, Andre
	00:00	75-70	H 5	GOOD! 3 PTR by Jackson, Joe

Official Basketball Box Score -- 1st Half
White Station vs Melrose
03/20/10 6:00 p.m. at Murphy Center, Murfreesboro, Tenn.

VISITORS: White Station 28-8

##	Player Name		TOT-FG FG-FGA	3-PT FG-FGA	FT-FTA	REBOUNDS OF	DE	TOT	PF	TP	A	TO	BLK	S	MIN
01	Jackson, Joe.....	*	4-8	1-2	3-4	1	2	3	2	12	1	4	0	0	16
04	Burton, Julian.....	*	1-4	1-1	0-0	0	4	4	1	3	3	1	0	0	11
20	Hollins, Andre.....	*	2-7	0-4	0-0	1	1	2	0	4	0	0	0	1	13
33	Johnson, Nino.....	*	0-3	0-0	0-0	1	4	5	2	0	1	1	1	1	15
55	Williams, Marvin....	*	1-2	0-0	0-0	3	1	4	3	2	0	0	0	0	10
02	Bullock, Bandon.....		0-0	0-0	0-0	0	0	0	0	0	0	0	0	0	0
03	Bowman, Michael.....		0-0	0-0	0-0	0	0	0	0	0	0	0	0	0	0
10	White, James.....		0-0	0-0	0-0	0	0	0	0	0	0	0	0	0	0
11	Green, Harry.....		4-5	2-2	0-0	1	1	2	0	10	0	2	0	0	10
30	Woodfork, William...		0-0	0-0	0-0	0	0	0	0	0	0	0	0	0	0
40	Tucker, Rodriguez...		0-0	0-0	0-0	0	0	0	0	0	0	0	0	0	1
44	Miles, Jordan.....		0-0	0-0	2-2	1	0	1	1	2	0	0	0	0	4
	TEAM.....					2	1	3							
	Totals.....		12-29	4-9	5-6	10	14	24	9	33	5	8	1	2	80

TOTAL FG% 1st Half: 12-29 41.4%
3-Pt. FG% 1st Half: 4-9 44.4%
F Throw % 1st Half: 5-6 83.3%

HOME TEAM: Melrose 36-4

##	Player Name		TOT-FG FG-FGA	3-PT FG-FGA	FT-FTA	REBOUNDS OF	DE	TOT	PF	TP	A	TO	BLK	S	MIN
01	Thomas, Adonis.....	*	3-8	2-4	5-5	1	2	3	0	13	0	1	0	1	16
03	Jones, Chris.....	*	5-8	1-2	0-0	0	1	1	0	11	0	0	0	1	15
22	Parks, Bobby.....	*	0-2	0-1	1-2	1	1	2	2	1	1	0	0	2	14
33	Wilkerson, Telvin...	*	2-5	0-1	1-3	1	1	2	2	5	0	2	0	0	10
44	Moore, Darrius.....	*	0-0	0-0	0-0	0	1	1	0	0	0	0	0	0	6
00	McAfee, Cedric.....		1-2	0-1	0-0	0	1	1	2	2	1	0	0	0	9
10	Hampton, Davonte....		0-1	0-1	0-0	0	0	0	0	0	0	0	0	1	3
23	Hollimon, Jermaine..		1-2	1-1	0-0	0	0	0	2	3	0	0	0	0	7
24	Atwood, Willie.....		0-0	0-0	0-2	1	0	1	0	0	0	0	0	0	1
	TEAM.....					1	1	2							
	Totals.....		12-28	4-11	7-12	5	8	13	8	35	2	3	0	5	81

TOTAL FG% 1st Half: 12-28 42.9%
3-Pt. FG% 1st Half: 4-11 36.4%
F Throw % 1st Half: 7-12 58.3%

Officials: Jason Creek, Dewayne Simpson,Wayne Loveless
Technical fouls: White Station-None. Melrose-None.
Attendance:

Score by Periods	1st	2nd
White Station.....	16	17
Melrose.....	16	19

John Taylor-Beech,Rico White-Bearden,Ty Greene-Bearden,Telvin James-Northeast
Alex Poythress-Northeast,Joe Jackson-White Station,**Chris Jones-Melrose MVP
Andre Hollins-White Station,Nino Johnson-White Station,Adonis Thomas-
Melrose

Official Basketball Box Score -- 2nd Half
White Station vs Melrose
03/20/10 6:00 p.m. at Murphy Center, Murfreesboro, Tenn.

VISITORS: White Station 28-8

##	Player Name		TOT-FG FG-FGA	3-PT FG-FGA	FT-FTA	REBOUNDS OF	DE	TOT	PF	TP	A	TO	BLK	S	MIN
01	Jackson, Joe.....	*	3-10	2-3	2-4	2	2	4	2	10	5	1	0	2	16
04	Burton, Julian.....	*	3-4	2-2	1-2	0	1	1	4	9	0	2	0	0	10
20	Hollins, Andre.....	*	0-5	0-2	0-0	1	2	3	4	0	1	1	0	0	16
33	Johnson, Nino.....	*	1-6	0-0	2-5	5	0	5	2	4	0	0	0	0	6
55	Williams, Marvin....	*	1-1	0-0	0-0	2	1	3	0	2	0	2	0	0	6
02	Bullock, Bandon.....		0-0	0-0	0-0	0	0	0	1	0	0	0	0	0	1
03	Bowman, Michael.....		1-1	1-1	0-0	0	0	0	1	3	0	0	0	0	1
10	White, James.....		0-0	0-0	0-0	0	0	0	0	0	0	0	0	0	0+
11	Green, Harry.....		0-4	0-4	1-2	0	0	0	2	1	2	1	0	1	12
30	Woodfork, William...		0-0	0-0	0-0	0	0	0	5	0	0	0	0	1	3
40	Tucker, Rodriguez...		4-4	0-0	0-1	1	1	2	0	8	0	0	0	1	6
44	Miles, Jordan.....		0-0	0-0	0-0	0	0	0	0	0	0	1	0	0	3
	TEAM.....						1	1							
	Totals.....		13-35	5-12	6-14	11	8	19	21	37	8	8	0	5	80

TOTAL FG% 1st Half: 12-29	41.4%	2nd Half: 13-35	37.1%	Game: 39.1%
3-Pt. FG% 1st Half: 4-9	44.4%	2nd Half: 5-12	41.7%	Game: 42.9%
F Throw % 1st Half: 5-6	83.3%	2nd Half: 6-14	42.9%	Game: 55.0%

HOME TEAM: Melrose 36-4

##	Player Name		TOT-FG FG-FGA	3-PT FG-FGA	FT-FTA	REBOUNDS OF	DE	TOT	PF	TP	A	TO	BLK	S	MIN
01	Thomas, Adonis.....	*	2-3	0-0	2-6	0	10	10	1	6	2	2	4	1	16
03	Jones, Chris.....	*	3-6	0-0	18-19	1	0	1	2	24	0	4	0	3	16
22	Parks, Bobby.....	*	0-0	0-0	0-3	0	1	1	1	0	0	0	0	0	9
33	Wilkerson, Telvin...	*	0-0	0-0	0-0	0	3	3	2	0	0	2	0	1	12
44	Moore, Darrius.....	*	0-0	0-0	0-0	0	0	0	0	0	0	0	0	0	0
00	McAfee, Cedric.....		1-2	0-1	0-0	0	0	0	1	2	0	0	0	0	5
10	Hampton, Davonte....		0-0	0-0	4-4	1	0	1	4	4	0	2	0	0	8
23	Hollimon, Jermaine..		1-3	1-3	1-2	0	0	0	0	4	0	0	0	1	14
24	Atwood, Willie.....		0-0	0-0	0-0	0	0	0	0	0	0	0	0	0	0
	TEAM.....						1	1							
	Totals.....		7-14	1-4	25-34	2	15	17	11	40	2	10	4	6	80

TOTAL FG% 1st Half: 12-28	42.9%	2nd Half: 7-14	50.0%	Game: 45.2%
3-Pt. FG% 1st Half: 4-11	36.4%	2nd Half: 1-4	25.0%	Game: 33.3%
F Throw % 1st Half: 7-12	58.3%	2nd Half: 25-34	73.5%	Game: 69.6%

Officials: Jason Creek, Dewayne Simpson,Wayne Loveless
Technical fouls: White Station-None. Melrose-None.
Attendance:

Score by Periods	1st	2nd	3rd	4th
White Station.....	16	17	17	20
Melrose.....	16	19	20	20

John Taylor-Beech,Rico White-Bearden,Ty Greene-Bearden,Telvin James-Northeast
Alex Poythress-Northeast,Joe Jackson-White Station,**Chris Jones-Melrose MVP
Andre Hollins-White Station,Nino Johnson-White Station,Adonis Thomas-
Melrose

Newspaper Box Score
White Station vs Melrose
03/20/10 6:00 p.m. at Murphy Center, Murfreesboro, Tenn.
At Murphy Center, Murfreesboro, Tenn.
MELROSE 75, WHITE STATION 70
WHITE STATION (28-8)
Jackson, Joe 7-18 5-8 22; Burton, Julian 4-8 1-2 12; Green, Harry 4-9 1-2 11; Tucker, Rodriguez 4-4 0-1 8; Williams, Marvin 2-3 0-0 4; Hollins, Andre 2-12 0-0 4; Johnson, Nino 1-9 2-5 4; Bowman, Michael 1-1 0-0 3; Miles, Jordan 0-0 2-2 2; Woodfork, William 0-0 0-0 0; White, James 0-0 0-0 0; Bullock, Bandon 0-0 0-0 0. Totals 25-64 11-20 70.
MELROSE (36-4)
Jones, Chris 8-14 18-19 35; Thomas, Adonis 5-11 7-11 19; Hollimon, Jermaine 2-5 1-2 7; Wilkerson, Telvin 2-5 1-3 5; Hampton, Davonte 0-1 4-4 4; McAfee, Cedric 2-4 0-0 4; Parks, Bobby 0-2 1-5 1; Moore, Darrius 0-0 0-0 0; Atwood, Willie 0-0 0-2 0. Totals 19-42 32-46 75.

White Station.....	16	17	17	20	-	70
Melrose.....	16	19	20	20	-	75

3-point goals--White Station 9-21 (Burton, Julian 3-3; Jackson, Joe 3-5; Green, Harry 2-6; Bowman, Michael 1-1; Hollins, Andre 0-6), Melrose 5-15 (Thomas, Adonis 2-4; Hollimon, Jermaine 2-4; Jones, Chris 1-2; McAfee, Cedric 0-2; Parks, Bobby 0-1; Hampton, Davonte 0-1; Wilkerson, Telvin 0-1). Fouled out--White Station-Woodfork, William; Burton, Julian, Melrose-None. Rebounds--White Station 43 (Johnson, Nino 10), Melrose 30 (Thomas, Adonis 13). Assists--White Station 13 (Jackson, Joe 6), Melrose 4 (Thomas, Adonis 2). Total fouls--White Station 30, Melrose 19. Technical fouls--White Station-None, Melrose-None.
John Taylor-Beech,Rico White-Bearden,Ty Greene-Bearden,Telvin James-Northeast
Alex Poythress-Northeast,Joe Jackson-White Station,**Chris Jones-Melrose MVP
Andre Hollins-White Station,Nino Johnson-White Station,Adonis Thomas-Melrose

White Station vs Melrose (03/20/10 - Period 4 00:00)

POINTS OFF TURNOVERS	1	2	3	4	-	Tot
White Station.....	0	0	3	4	-	7
Melrose.....	4	4	4	2	-	14

POINTS IN PAINT	1	2	3	4	-	Tot
White Station.....	6	4	2	12	-	24
Melrose.....	4	10	10	2	-	26

2ND CHANCE POINTS	1	2	3	4	-	Tot
White Station.....	6	4	2	6	-	18
Melrose.....	2	2	4	0	-	8

FAST BREAK POINTS	1	2	3	4	-	Tot
White Station.....	0	0	0	2	-	2
Melrose.....	0	0	4	0	-	4

BENCH POINTS	1	2	3	4	-	Tot
White Station.....	2	10	3	9	-	24
Melrose.....	3	2	7	3	-	15

SCORE TIED BY	1	2	3	4	-	Tot
White Station.....	2	2	0	0	-	4
Melrose.....	1	1	0	0	-	2

LEAD GAINED BY	1	2	3	4	-	Tot
White Station.....	3	1	0	0	-	4
Melrose.....	3	1	0	0	-	4

1997 Class AA State Boys' Basketball Tournament

March 12 - March 15, 1997 · Murphy Center - MTSU - Murfreesboro, TN

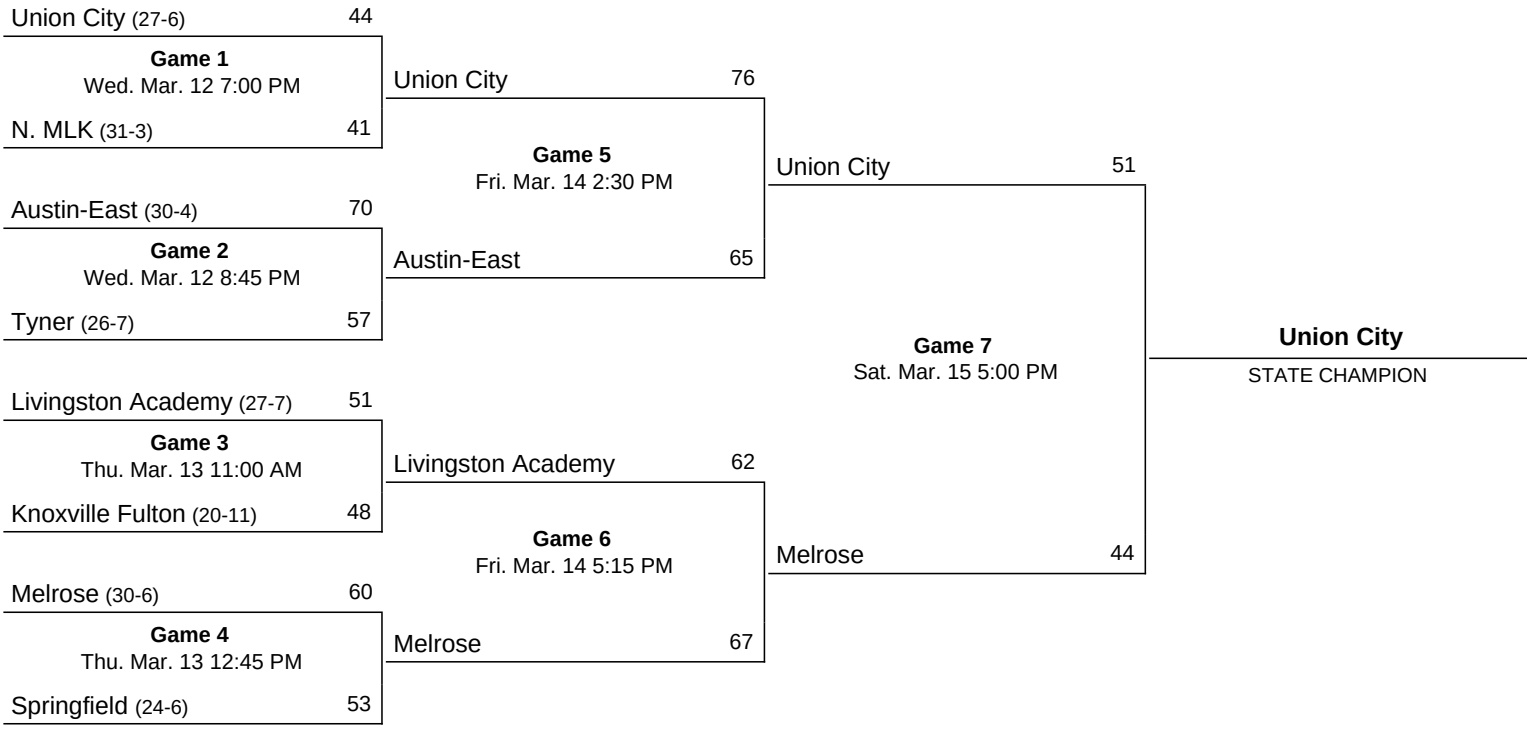

Springfield High School (24-7) Date: March 13, 1997

	SHS (VISITORS)		Total FG	Total AT	3-Pts FG	3-Pts AT	FT	FT AT	Rebounds OF	Rebounds DF	Rebounds To	PF	TP	A	TO	BK	ST	MN
4	Black, Phillip	f	5	14	2	5	3	3	2	4	6	2	15	2	4	0	2	30
41	White, Bobby	f	3	6	1	1	1	4	2	0	2	5	8	1	1	2	0	27
11	Walker, David	c	8	20	0	0	3	4	5	3	8	3	19	0	4	4	0	28
5	Farmer, Dereckus	g	2	5	0	0	2	3	1	4	5	1	6	4	4	0	6	32
23	Hurt, Dee	g	2	9	1	1	0	0	2	4	6	1	5	2	1	0	1	32
55	Snorton, Derrick		0	1	0	0	0	0	2	0	2	3	0	3	0	0	1	8
35	Dunn, Joey		0	0	0	0	0	0	0	0	0	0	0	0	1	0	0	3
15	Gunn, Nathan		--	--	--	--	--	--	--	--	--	--	--	--	--	--	--	DNP
21	Burr, Travis		--	--	--	--	--	--	--	--	--	--	--	--	--	--	--	DNP
25	Jones, Biffie		--	--	--	--	--	--	--	--	--	--	--	--	--	--	--	DNP
31	West, James		--	--	--	--	--	--	--	--	--	--	--	--	--	--	--	DNP
33	Lucas, Antwaun		--	--	--	--	--	--	--	--	--	--	--	--	--	--	--	DNP
45	Hilliard, Anthony		--	--	--	--	--	--	--	--	--	--	--	--	--	--	--	DNP
51	Cabell, Jacques		--	--	--	--	--	--	--	--	--	--	--	--	--	--	--	DNP
53	Huskey, Dontez		--	--	--	--	--	--	--	--	--	--	--	--	--	--	--	DNP
	Team Totals								0	0	0				0			
	TOTALS		20	55	4	7	9	14	14	15	29	15	53	12	15	6	10	160

Deadball Rebounds: 2, 0: 2

Tot FG %:	1st Half:	12-23	.522	2nd Half: 8-32 .250	Game: .364
3-Pt FG %:	1st Half:	3- 4	.750	2nd Half: 1- 3 .333	Game: .571
FT % :	1st Half:	3- 6	.500	2nd Half: 6- 8 .750	Game: .643

Melrose High School (31-6)

	MHS (HOME)		Total FG	Total AT	3-Pts FG	3-Pts AT	FT	FT AT	Rebounds OF	Rebounds DF	Rebounds To	PF	TP	A	TO	BK	ST	MN
32	Kimble, Kenny	f	7	11	3	3	0	2	4	5	9	1	17	1	4	1	2	28
40	Graham, Dracus	f	3	5	0	0	4	6	2	2	4	2	10	0	2	3	1	29
54	Smith, Daniel	c	6	11	0	0	2	2	7	2	9	3	14	1	3	0	1	30
20	Brooks, Jeremiah	g	6	18	2	10	1	2	0	8	8	2	15	2	4	0	1	30
34	Rodgers, Wade	g	0	0	0	0	0	0	0	1	1	0	0	2	0	0	0	5
24	Stewart, David		0	0	0	0	0	0	0	1	1	1	0	0	1	0	1	8
44	Wilson, Cedric		1	4	0	2	0	0	0	2	2	2	2	4	5	0	0	21
10	Sims, Charles		1	4	0	0	0	0	3	0	3	0	2	0	0	1	0	8
50	Paine, David		0	0	0	0	0	0	0	0	0	0	0	0	0	0	0	0+
12	Moore, Raymon		--	--	--	--	--	--	--	--	--	--	--	--	--	--	--	DNP
14	Moore, Mario		--	--	--	--	--	--	--	--	--	--	--	--	--	--	--	DNP
22	Patterson, Rickey		--	--	--	--	--	--	--	--	--	--	--	--	--	--	--	DNP
30	Ester, Andre		--	--	--	--	--	--	--	--	--	--	--	--	--	--	--	DNP
42	Turner, Bryant		--	--	--	--	--	--	--	--	--	--	--	--	--	--	--	DNP
52	McCarroll, Nick		--	--	--	--	--	--	--	--	--	--	--	--	--	--	--	DNP
	Team Totals								1	3	4				0			
	TOTALS		24	53	5	15	7	12	17	24	41	11	60	10	19	5	6	160

Deadball Rebounds: 2, 0: 2

Tot FG %:	1st Half:	11-27	.407	2nd Half: 13-26 .500	Game: .453
3-Pt FG %:	1st Half:	3- 8	.375	2nd Half: 2- 7 .286	Game: .333
FT % :	1st Half:	5- 6	.833	2nd Half: 2- 6 .333	Game: .583

	1st	2nd	OT	OT	Tot
SHS	30	23			53
MHS	30	30			60

OFFICIALS: Darryl Martin, Steve Long, John Bailey
Technical Fouls: none
Attendance: TBA
Comments: 1997 TSSAA Boys State Tournament -- Class AA Quarterfinal

SHS 12 18 16 7
MHS 14 16 21 9

OFFICIAL NCAA BASKETBALL BOX SCORE - FIRST HALF

Springfield High School

Date: March 13, 1997

	SHS (VISITORS)		Total FG	Total AT	3-Pts FG	3-Pts AT	FT	FT AT	Rebounds OF	Rebounds DF	Rebounds To	PF	TP	A	TO	BK	ST	MN
4	Black, Phillip	f	3	5	2	3	0	0	0	0	0	1	8	0	3	0	1	13
41	White, Bobby	f	1	4	0	0	1	4	2	0	2	1	3	1	1	2	0	13
11	Walker, David	c	4	7	0	0	0	0	1	2	3	2	8	0	3	1	0	13
5	Farmer, Dereckus	g	2	3	0	0	2	2	0	3	3	0	6	3	1	0	3	16
23	Hurt, Dee	g	2	4	1	1	0	0	0	2	2	0	5	1	0	0	0	16
55	Snorton, Derrick		0	0	0	0	0	0	0	0	0	2	0	3	0	0	1	6
35	Dunn, Joey		0	0	0	0	0	0	0	0	0	0	0	0	0	0	0	3
15	Gunn, Nathan		0	0	0	0	0	0	0	0	0	0	0	0	0	0	0	--
21	Burr, Travis		0	0	0	0	0	0	0	0	0	0	0	0	0	0	0	--
25	Jones, Biffie		0	0	0	0	0	0	0	0	0	0	0	0	0	0	0	--
31	West, James		0	0	0	0	0	0	0	0	0	0	0	0	0	0	0	--
33	Lucas, Antwaun		0	0	0	0	0	0	0	0	0	0	0	0	0	0	0	--
45	Hilliard, Anthony		0	0	0	0	0	0	0	0	0	0	0	0	0	0	0	--
51	Cabell, Jacques		0	0	0	0	0	0	0	0	0	0	0	0	0	0	0	--
53	Huskey, Dontez		0	0	0	0	0	0	0	0	0	0	0	0	0	0	0	--
	Team Totals								0	0	0				0			
	TOTALS		12	23	3	4	3	6	3	7	10	6	30	8	8	3	5	80

Deadball Rebounds: 1, 0: 1

Tot FG %: 1st Half: 12-23 .522
3-Pt FG %: 1st Half: 3- 4 .750
FT % : 1st Half: 3- 6 .500

Melrose High School

	MHS (HOME)		Total FG	Total AT	3-Pts FG	3-Pts AT	FT	FT AT	Rebounds OF	Rebounds DF	Rebounds To	PF	TP	A	TO	BK	ST	MN
32	Kimble, Kenny	f	2	3	1	1	0	0	1	3	4	1	5	1	1	0	1	13
40	Graham, Dracus	f	1	2	0	0	3	4	1	1	2	0	5	0	0	0	1	14
54	Smith, Daniel	c	4	7	0	0	2	2	3	0	3	0	10	1	2	0	0	16
20	Brooks, Jeremiah	g	3	11	2	7	0	0	0	3	3	1	8	0	1	0	0	14
34	Rodgers, Wade	g	0	0	0	0	0	0	0	1	1	0	0	2	0	0	0	5
24	Stewart, David		0	0	0	0	0	0	0	1	1	1	0	0	1	0	1	8
44	Wilson, Cedric		0	0	0	0	0	0	0	0	0	0	0	0	3	0	0	5
10	Sims, Charles		1	4	0	0	0	0	3	0	3	0	2	0	0	0	0	5
12	Moore, Raymon		0	0	0	0	0	0	0	0	0	0	0	0	0	0	0	--
14	Moore, Mario		0	0	0	0	0	0	0	0	0	0	0	0	0	0	0	--
22	Patterson, Rickey		0	0	0	0	0	0	0	0	0	0	0	0	0	0	0	--
30	Ester, Andre		0	0	0	0	0	0	0	0	0	0	0	0	0	0	0	--
42	Turner, Bryant		0	0	0	0	0	0	0	0	0	0	0	0	0	0	0	--
50	Paine, David		0	0	0	0	0	0	0	0	0	0	0	0	0	0	0	--
52	McCarroll, Nick		0	0	0	0	0	0	0	0	0	0	0	0	0	0	0	--
	Team Totals								0	1	1				0			
	TOTALS		11	27	3	8	5	6	8	10	18	3	30	4	8	0	3	80

Deadball Rebounds: 2, 0: 2

Tot FG %: 1st Half: 11-27 .407
3-Pt FG %: 1st Half: 3- 8 .375
FT % : 1st Half: 5- 6 .833

SHS 12 18
MHS 14 16

	1st	2nd	OT	OT	Tot
SHS	30				30
MHS	30				30

OFFICIALS: Darryl Martin, Steve Long, John Bailey
Technical Fouls:
Attendance: TBA
Comments: 1997 TSSAA Boys State Tournament -- Class AA Quarterfinal

OFFICIAL NCAA BASKETBALL BOX SCORE
Melrose HIgh School (32-6)

Site: Murfreesboro, Tenn.
Date: March 14, 1997

	MHS (VISITORS)		Total FG	Total AT	3-Pts FG	3-Pts AT	FT	FT AT	Rebounds OF	Rebounds DF	Rebounds To	PF	TP	A	TO	BK	ST	MN
34	Rodgers, Wade	f	1	1	0	0	1	2	0	0	0	0	3	3	0	0	2	9
40	Graham, Dracus	f	2	5	0	0	1	2	2	1	3	3	5	0	0	0	1	13
54	Smith, Daniel	c	5	8	0	0	5	7	7	6	13	2	15	0	2	0	3	32
20	Brooks, Jeremiah	g	12	25	8	16	2	2	0	2	2	3	34	0	1	0	2	32
32	Kimble, Kenny	g	2	7	0	3	0	0	0	2	2	1	4	5	1	1	1	31
10	Sims, Charles		0	0	0	0	0	0	0	0	0	0	0	0	0	0	0	7
44	Wilson, Cedric		0	2	0	2	1	4	1	1	2	4	1	2	1	0	2	18
50	Paine, David		0	0	0	0	0	0	0	0	0	0	0	0	1	0	0	9
24	Stewart, David		0	1	0	0	5	6	0	1	1	1	5	0	0	0	0	8
30	Ester, Andre		0	0	0	0	0	0	0	0	0	0	0	1	0	0	0	1
12	Moore, Raymon		--	--	--	--	--	--	--	--	--	--	--	--	--	--	--	DNP
14	Moore, Mario		--	--	--	--	--	--	--	--	--	--	--	--	--	--	--	DNP
22	Patterson, Rickey		--	--	--	--	--	--	--	--	--	--	--	--	--	--	--	DNP
42	Turner, Bryant		--	--	--	--	--	--	--	--	--	--	--	--	--	--	--	DNP
52	McCarroll, Nick		--	--	--	--	--	--	--	--	--	--	--	--	--	--	--	DNP
	Team Totals								0	0	0				0			
	TOTALS		22	49	8	21	15	23	10	13	23	14	67	11	7	1	11	160

Deadball Rebounds: 3, 0: 3

Tot FG %:	1st Half:	10-25	.400	2nd Half: 12-24 .500	Game: .449
3-Pt FG %:	1st Half:	3- 8	.375	2nd Half: 5-13 .385	Game: .381
FT % :	1st Half:	1- 4	.250	2nd Half: 14-19 .737	Game: .652

Livingston Academy High School (27-8)

	LA (HOME)		Total FG	Total AT	3-Pts FG	3-Pts AT	FT	FT AT	Rebounds OF	Rebounds DF	Rebounds To	PF	TP	A	TO	BK	ST	MN
21	Miller, Jimmy	f	14	19	1	1	1	1	2	7	9	5	30	1	2	2	0	31
22	Swallows, Grant	f	2	5	2	5	0	0	0	3	3	1	6	6	2	0	0	32
42	Poston, Elliot	c	7	11	0	0	4	5	1	6	7	5	18	1	1	1	2	31
5	Johnson, Brandon	g	0	3	0	1	2	3	1	1	2	3	2	6	2	0	0	32
14	Harris, Derek	g	1	1	0	0	0	0	0	0	0	5	2	2	6	0	0	22
30	Copeland, Mitch		1	1	0	0	0	0	1	1	2	0	2	1	1	0	0	10
15	Aldridge, Bryan		0	1	0	0	0	0	0	0	0	0	0	0	0	0	0	1
32	Robbins, Brandon		0	1	0	1	0	0	0	0	0	0	0	0	0	0	0	1
40	Billings, John		1	1	0	0	0	0	1	0	1	0	2	0	0	0	0	0+
13	Mitchell, William		--	--	--	--	--	--	--	--	--	--	--	--	--	--	--	DNP
23	Richardson, Chad		--	--	--	--	--	--	--	--	--	--	--	--	--	--	--	DNP
44	Berta, Robbie		--	--	--	--	--	--	--	--	--	--	--	--	--	--	--	DNP
45	Dailey, Brian		--	--	--	--	--	--	--	--	--	--	--	--	--	--	--	DNP
	Team Totals								0	3	3				1			
	TOTALS		26	43	3	8	7	9	6	21	27	19	62	17	15	3	2	160

Deadball Rebounds: 0, 1: 1

Tot FG %:	1st Half:	12-18	.667	2nd Half: 14-25 .560	Game: .605
3-Pt FG %:	1st Half:	1- 3	.333	2nd Half: 2- 5 .400	Game: .375
FT % :	1st Half:	2- 4	.500	2nd Half: 5- 5 1.000	Game: .778

	1st	2nd	OT	OT	Tot
MHS	24	43			67
LA	27	35			62

OFFICIALS: Jim Fox, Bill Compton, Darryl Martin
Technical Fouls: none
Attendance: TBA
Comments: 1997 TSSAA Boys State Tournament -- Class AA Semifinal

MHS 14 10 18 25
LA 17 10 16 19

OFFICIAL NCAA BASKETBALL BOX SCORE - FIRST HALF

Melrose HIgh School — Date: March 14, 1997

	MHS (VISITORS)		Total FG	Total AT	3-Pts FG	3-Pts AT	FT	FT AT	Rebounds OF	Rebounds DF	Rebounds To	PF	TP	A	TO	BK	ST	MN
34	Rodgers, Wade	f	0	0	0	0	0	0	0	0	0	0	0	2	0	0	1	5
40	Graham, Dracus	f	2	4	0	0	1	2	1	1	2	3	5	0	0	0	0	9
54	Smith, Daniel	c	3	6	0	0	0	0	3	4	7	0	6	0	1	0	2	16
20	Brooks, Jeremiah	g	5	12	3	7	0	0	0	2	2	2	13	0	1	0	1	16
32	Kimble, Kenny	g	0	2	0	1	0	0	0	0	0	1	0	3	1	0	1	16
10	Sims, Charles		0	0	0	0	0	0	0	0	0	0	0	0	0	0	0	4
44	Wilson, Cedric		0	0	0	0	0	2	1	0	1	0	0	0	1	0	0	6
50	Paine, David		0	0	0	0	0	0	0	0	0	0	0	0	0	0	0	3
24	Stewart, David		0	1	0	0	0	0	0	0	0	1	0	0	0	0	0	5
12	Moore, Raymon		0	0	0	0	0	0	0	0	0	0	0	0	0	0	0	--
14	Moore, Mario		0	0	0	0	0	0	0	0	0	0	0	0	0	0	0	--
22	Patterson, Rickey		0	0	0	0	0	0	0	0	0	0	0	0	0	0	0	--
30	Ester, Andre		0	0	0	0	0	0	0	0	0	0	0	0	0	0	0	--
42	Turner, Bryant		0	0	0	0	0	0	0	0	0	0	0	0	1	0	0	--
52	McCarroll, Nick		0	0	0	0	0	0	0	0	0	0	0	0	0	0	0	--
	Team Totals								0	0	0				0			
	TOTALS		10	25	3	8	1	4	5	7	12	7	24	5	5	0	5	80

Deadball Rebounds: 1, 0: 1

Tot FG %: 1st Half: 10-25 .400
3-Pt FG %: 1st Half: 3- 8 .375
FT % : 1st Half: 1- 4 .250

Livingston Academy High School

	LA (HOME)		Total FG	Total AT	3-Pts FG	3-Pts AT	FT	FT AT	Rebounds OF	Rebounds DF	Rebounds To	PF	TP	A	TO	BK	ST	MN
21	Miller, Jimmy	f	8	10	0	0	0	0	1	4	5	0	16	0	0	2	0	16
22	Swallows, Grant	f	1	3	1	3	0	0	0	1	1	0	3	4	1	0	0	16
42	Poston, Elliot	c	3	4	0	0	2	3	0	3	3	1	8	1	0	1	2	16
5	Johnson, Brandon	g	0	1	0	0	0	1	0	1	1	0	0	3	0	0	0	16
14	Harris, Derek	g	0	0	0	0	0	0	0	0	0	3	0	2	5	0	0	16
13	Mitchell, William		0	0	0	0	0	0	0	0	0	0	0	0	0	0	0	--
15	Aldridge, Bryan		0	0	0	0	0	0	0	0	0	0	0	0	0	0	0	--
23	Richardson, Chad		0	0	0	0	0	0	0	0	0	0	0	0	0	0	0	--
30	Copeland, Mitch		0	0	0	0	0	0	0	0	0	0	0	0	0	0	0	--
32	Robbins, Brandon		0	0	0	0	0	0	0	0	0	0	0	0	0	0	0	--
40	Billings, John		0	0	0	0	0	0	0	0	0	0	0	0	0	0	0	--
44	Berta, Robbie		0	0	0	0	0	0	0	0	0	0	0	0	0	0	0	--
45	Dailey, Brian		0	0	0	0	0	0	0	0	0	0	0	0	0	0	0	--
	Team Totals								0	2	2				0			
	TOTALS		12	18	1	3	2	4	1	11	12	4	27	10	6	3	2	80

Deadball Rebounds: 0, 1: 1

Tot FG %: 1st Half: 12-18 .667
3-Pt FG %: 1st Half: 1- 3 .333
FT % : 1st Half: 2- 4 .500

MHS 14 10
LA 17 10

	1st	2nd	OT	OT	Tot
MHS	24				24
LA	27				27

OFFICIALS: Jim Fox, Bill Compton, Darryl Martin
Technical Fouls:
Attendance: TBA
Comments: 1997 TSSAA Boys State Tournament -- Class AA Semifinal

OFFICIAL NCAA BASKETBALL BOX SCORE
Melrose High School (32-7)

Site: Murfreesboro, Tenn.
Date: March 15, 1997

	MHS (VISITORS)		Total FG	Total AT	3-Pts FG	3-Pts AT	FT	FT AT	Rebounds OF	Rebounds DF	Rebounds To	PF	TP	A	TO	BK	ST	MN
34	Rodgers, Wade	f	0	0	0	0	0	0	0	0	0	2	0	0	2	0	0	4
40	Graham, Dracus	f	2	3	0	1	0	0	0	3	3	0	4	0	0	1	1	25
54	Smith, Daniel	c	3	3	0	0	2	2	4	4	8	2	8	0	2	0	1	32
20	Brooks, Jeremiah	g	4	18	1	9	0	2	4	3	7	5	9	2	2	0	1	31
32	Kimble, Kenny	g	3	4	0	0	1	2	0	4	4	3	7	1	1	1	1	19
44	Wilson, Cedric		4	7	2	4	0	0	0	0	0	4	10	2	3	0	1	29
10	Sims, Charles		0	0	0	0	0	0	1	0	1	1	0	0	0	0	0	8
24	Stewart, David		2	6	2	5	0	0	1	0	1	5	6	1	3	0	0	16
50	Paine, David		0	0	0	0	0	0	0	2	2	0	0	0	0	1	0	11
30	Ester, Andre		0	1	0	0	0	0	0	0	0	0	0	0	0	0	0	1
14	Moore, Mario		0	0	0	0	0	0	0	0	0	0	0	0	0	0	0	0+
22	Patterson, Rickey		0	0	0	0	0	0	0	0	0	0	0	0	0	0	0	0+
12	Moore, Raymon		--	--	--	--	--	--	--	--	--	--	--	--	--	--	--	DNP
42	Turner, Bryant		--	--	--	--	--	--	--	--	--	--	--	--	--	--	--	DNP
52	McCarroll, Nick		--	--	--	--	--	--	--	--	--	--	--	--	--	--	--	DNP
	Team Totals								0	0	0				0			
	TOTALS		18	42	5	19	3	6	10	16	26	22	44	6	13	3	5	160

Deadball Rebounds: 2, 0: 2

Tot FG %: 1st Half: 8-18 .444	2nd Half: 10-24 .417	Game: .429
3-Pt FG %: 1st Half: 1- 6 .167	2nd Half: 4-13 .308	Game: .263
FT % : 1st Half: 0- 0 .000	2nd Half: 3- 6 .500	Game: .500

Union City High School (30-6)

	UC (HOME)		Total FG	Total AT	3-Pts FG	3-Pts AT	FT	FT AT	Rebounds OF	Rebounds DF	Rebounds To	PF	TP	A	TO	BK	ST	MN
34	Hayslett, Jeff	f	0	2	0	1	4	6	4	4	8	3	4	0	1	0	2	30
42	Williams, Marcus	f	4	10	1	3	5	10	3	7	10	3	14	3	2	0	5	36
44	Jones, James	c	0	0	0	0	0	0	0	0	0	2	0	1	1	0	2	28
10	King, Chad	g	5	14	1	5	10	11	3	2	5	1	21	0	0	0	1	32-
30	Davis, Nate	g	4	14	2	5	2	4	4	1	5	1	12	1	2	0	1	32-
31	Clark, Reed		0	2	0	1	0	0	1	0	1	0	0	1	0	0	0	3
33	Acree, Will		0	0	0	0	0	0	1	0	1	0	0	0	1	0	0	3
24	Morris, Aaron		0	0	0	0	0	0	0	0	0	0	0	0	0	0	0	0+
25	Genes, Kyonn		0	0	0	0	0	0	0	0	0	0	0	0	0	0	0	0+
35	Lewis, Jackie		0	0	0	0	0	0	0	1	1	0	0	0	0	0	0	0+
40	Hepler, Ryan		0	0	0	0	0	0	0	0	0	0	0	0	0	0	0	0+
45	Williams, Eric		--	--	--	--	--	--	--	--	--	--	--	--	--	--	--	DNP
	Team Totals								0	0	0				0			
	TOTALS		13	42	4	15	21	31	16	15	31	10	51	6	7	0	11	164

Deadball Rebounds: 7, 0: 7

Tot FG %: 1st Half: 5-22 .227	2nd Half: 8-20 .400	Game: .310
3-Pt FG %: 1st Half: 2- 9 .222	2nd Half: 2- 6 .333	Game: .267
FT % : 1st Half: 2- 2 1.000	2nd Half: 19-29 .655	Game: .677

	1st	2nd	OT	OT	Tot
MHS	17	27			44
UC	14	37			51

OFFICIALS: Jim Fox, Danny Freeman, Sam Northcutt
Technical Fouls: none
Attendance: TBA
Comments: 1997 TSSAA Boys State Tournament -- Class AA Championship

MHS 9 8 10 17
UC 7 7 11 26

OFFICIAL NCAA BASKETBALL BOX SCORE - FIRST HALF

Melrose High School

Date: March 15, 1997

	MHS (VISITORS)		Total FG	Total AT	3-Pts FG	3-Pts AT	FT	FT AT	Rebounds OF	Rebounds DF	Rebounds To	PF	TP	A	TO	BK	ST	MN
34	Rodgers, Wade	f	0	0	0	0	0	0	0	0	0	0	0	0	2	0	0	3
40	Graham, Dracus	f	2	3	0	1	0	0	0	3	3	0	4	0	0	1	1	15
54	Smith, Daniel	c	1	1	0	0	0	0	1	2	3	0	2	0	0	0	1	16
20	Brooks, Jeremiah	g	3	9	0	3	0	0	1	2	3	2	6	2	0	0	1	16
32	Kimble, Kenny	g	0	0	0	0	0	0	0	0	0	2	0	1	0	0	0	3
44	Wilson, Cedric		2	4	1	2	0	0	0	0	0	0	5	1	2	0	1	13
10	Sims, Charles		0	0	0	0	0	0	1	0	1	0	0	0	0	0	0	5
24	Stewart, David		0	1	0	0	0	0	0	0	0	0	0	0	1	0	0	8
50	Paine, David		0	0	0	0	0	0	0	1	1	0	0	0	0	1	0	1
12	Moore, Raymon		0	0	0	0	0	0	0	0	0	0	0	0	0	0	0	--
14	Moore, Mario		0	0	0	0	0	0	0	0	0	0	0	0	0	0	0	--
22	Patterson, Rickey		0	0	0	0	0	0	0	0	0	0	0	0	0	0	0	--
30	Ester, Andre		0	0	0	0	0	0	0	0	0	0	0	0	0	0	0	--
42	Turner, Bryant		0	0	0	0	0	0	0	0	0	0	0	0	0	0	0	--
52	McCarroll, Nick		0	0	0	0	0	0	0	0	0	0	0	0	0	0	0	--
	Team Totals								0	0	0				0			
	TOTALS		8	18	1	6	0	0	3	8	11	4	17	4	5	2	4	80

Deadball Rebounds: 0, 0: 0

Tot FG %: 1st Half: 8-18 .444
3-Pt FG %: 1st Half: 1- 6 .167
FT % : 1st Half: 0- 0 .000

Union City High School

	UC (HOME)		Total FG	Total AT	3-Pts FG	3-Pts AT	FT	FT AT	Rebounds OF	Rebounds DF	Rebounds To	PF	TP	A	TO	BK	ST	MN
34	Hayslett, Jeff	f	0	2	0	1	0	0	2	2	4	1	0	0	1	0	0	14
42	Williams, Marcus	f	3	7	1	2	0	0	2	5	7	1	7	1	2	0	1	20
44	Jones, James	c	0	0	0	0	0	0	0	0	0	0	0	1	0	0	1	13
10	King, Chad	g	1	4	0	2	2	2	1	0	1	1	4	0	0	0	0	16
30	Davis, Nate	g	1	7	1	3	0	0	2	0	2	1	3	1	2	0	1	16
31	Clark, Reed		0	2	0	1	0	0	1	0	1	0	0	1	0	0	0	3
33	Acree, Will		0	0	0	0	0	0	1	0	1	0	0	0	1	0	0	2
24	Morris, Aaron		0	0	0	0	0	0	0	0	0	0	0	0	0	0	0	--
25	Genes, Kyonn		0	0	0	0	0	0	0	0	0	0	0	0	0	0	0	--
35	Lewis, Jackie		0	0	0	0	0	0	0	0	0	0	0	0	0	0	0	--
40	Hepler, Ryan		0	0	0	0	0	0	0	0	0	0	0	0	0	0	0	--
45	Williams, Eric		0	0	0	0	0	0	0	0	0	0	0	0	0	0	0	--
	Team Totals								0	0	0				0			
	TOTALS		5	22	2	9	2	2	9	7	16	4	14	4	6	0	3	84

Deadball Rebounds: 0, 0: 0

Tot FG %: 1st Half: 5-22 .227
3-Pt FG %: 1st Half: 2- 9 .222
FT % : 1st Half: 2- 2 1.000

MHS 9 8
UC 7 7

	1st	2nd	OT	OT	Tot
MHS	17				17
UC	14				14

OFFICIALS: Jim Fox, Danny Freeman, Sam Northcutt
Technical Fouls:
Attendance: TBA
Comments: 1997 TSSAA Boys State Tournament -- Class AA Championship

1983 Class AAA State Boys' Basketball Tournament

March 16 - June 19, 1983 · Vanderbilt Memorial Gym - Nashville, TN

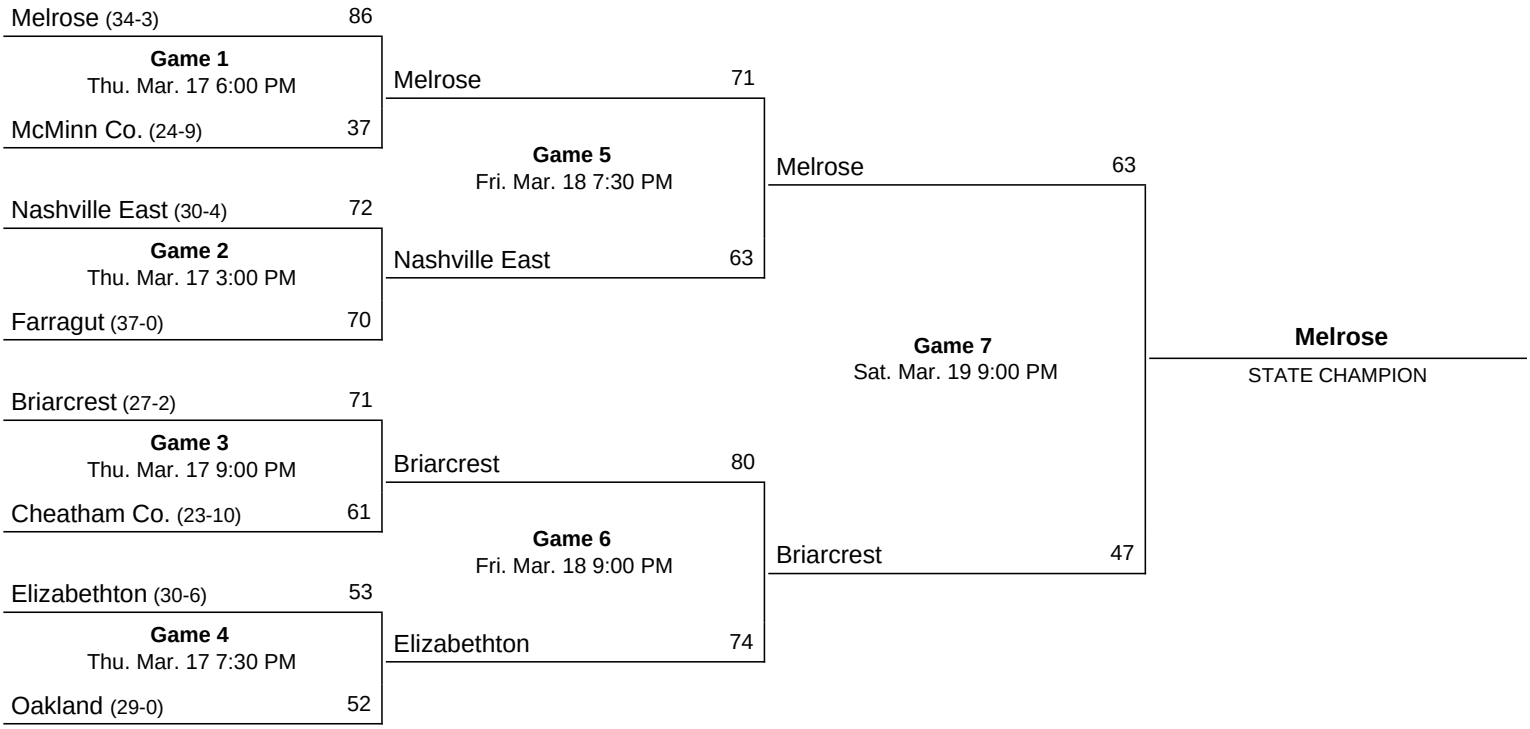

10

OFFICIAL NCAA BASKETBALL BOX SCORE

Date March 17, 1983 Site Memorial Gym, Nashville TN

VISITORS (Last Name, First)

No.	McMinn County (24-10)		FG	FGA	FT	FTA	REB	PF	TP	MIN	A	TO	BLK	S
14	Chris Webb	f	3	8	0	0	3	1	6					
20	Mike Masingale	f	1	6	3	4	5	3	5					
30	Jamie Kennedy	c	2	4	1	2	1	1	5					
32	Keith Harris	g	6	22	0	0	8	3	12					
40	Marvin Wilkerson	g	3	15	0	0	2	2	6					
10	Ken Healer													
2	Brian Daniel													
22	David Spradling		0	1	0	0	1		0					
24	Dennis Hicks		0	1	0	0		1	0					
34	Scott Forrest		0	1	0	0	1		0					
42	Ronnie Collier		0	0	0	0	1		0					
44	Keith Ables		1	6	1	2	3	1	3					
	TEAM REBOUNDS (Included in Totals)						6							
	TOTALS		16	64	5	8	31	12	37					

FG %: 1st Half 8-33 (24.2) 2nd Half 8-31 (25.8) Game 16-64 (25.0)

FT %: 1st Half 4-6 (66.7) 2nd Half 1-2 (50.0) Game 5-8 (62.5) Deadball Rebounds 0

OME

No.	Memphis Melrose (35-3)		FG	FGA	FT	FTA	REB	PF	TP	MIN	A	TO	BLK	S
0	Sidney Atkins	f	7	11	1	2	9		15					
10	Gerald Tibbs	f	8	13	0	1	1		16					
2	Alphonso Jackson	c	4	8	0	0	4	1	8					
0	William Bedford	g	7	9	2	3	13	2	16					
2	DeWayne Bailey	g	3	8	0	1	5		6					
	Richardo Brooks		2	5	1	2	4	2	5					
2	Fred Jones		3	7	2	2	1	2	8					
0	Danny Turner		3	4	0	0	1		6					
2	Jesse Dahney		2	4	0	0	4		4					
4	Michael Bailey		1	1	0	0	5	1	2					
4	Marvin Cash		0	1	0	0	3	1	0					
4	Roosevelt Combs		0	2	0	0	3	2	0					
	TEAM REBOUNDS (Included in Totals)						5							
	TOTALS		40	73	6	11	58	11	86					

FG %: 1st Half 17-34 (50.0) 2nd Half 23-29 (59.0) Game 40-73 (54.8)

FT %: 1st Half 4-5 (80.0) 2nd Half 2-6 (33.3) Game 6-11 (54.5) Deadball Rebounds 1

FICIALS:

chnical Fouls:

endance

SCORE BY PERIODS	1st	2nd	3rd	4th	FINAL
McMinn	8	12	12	5	37
Memphis Melrose	16	22	29	19	86

Copyright 1982 National Collegiate Athletic Association

HALFTIME STATISTICS

	McMinn County	Memphis Melrose
SCORE	20	38
FIELD GOALS MADE-ATTEMPTED/PERCENTAGE	8-33 24.2	17-34 50.0
FREE THROWS MADE-ATTEMPTED/PERCENTAGE	4-6 66.7	4-5 80.0
REBOUNDS	20	25
SCORING LEADERS	Harris-8 Masingale-5	Atkins-12 Tibbs-6 Jackson-6 Bedford-6
REBOUNDING LEADERS	Harris-8 Masingale-3	Bedford-10 Jackson-4 Atkins-3
PLAYERS WITH THREE OR MORE FOULS		

17

OFFICIAL NCAA BASKETBALL BOX SCORE

Date 3/10/83 Site V.U.

VISITORS (Last Name, First)

No.	Melrose (36-3)		FG	FGA	FT	FTA	REB	PF	TP	MIN	A	TO	BLK	S
4	Richard Brooks	f	0	0	0	0	4	1	0					
10	Sidney Atkins	f	4	9	4	7	1	3	12					
22	Fred Jones	c	2	2	3	6	1	2	7					
30	Danny Turner	g	0	2	0	0	0	0	0					
32	Jesse Dabney	g												
34	Michael Bailey		2	2	0	0	0	2	4					
40	Gerald Tibbs		3	10	3	5	1	1	9					
42	Alphonso Jackson		7	13	0	0	8	2	14					
44	MARVIN Cash													
50	William Bedford		4	7	2	2	8	3	10					
52	DeWayne Bailey		3	5	1	1	5	3	7					
54	Roosevelt Combs		3	7	2	4	6	0	8					
	TEAM REBOUNDS (Included in Totals)						4							
	TOTALS		28	57	15	25	38	17	71					

FG %: 1st Half 51.6 (16-31) 2nd Half 46.2 (12-26) Game 49.1

FT %: 1st Half 60.0 (6-10) 2nd Half 60.0 (9-15) Game 60.0

Deadball Rebounds 3

HOME

No.	Nashville - East (31-5)		FG	FGA	FT	FTA	REB	PF	TP	MIN	A	TO	BLK	S
10	Larry Williams	f												
12	Chuck Jackson	f												
14	David White	c												
20	Anthony Moore	g	2	4	1	2	3	2	5					
22	Jubal Cooper	g	5	18	2	3	0	4	12					
24	Floyd Moody		0	0	2	2	1	0	2					
30	Kevin Williams													
32	Nathan Tucker		4	10	2	2	6	4	10					
34	Philip Wilson													
40	Tyrus Baynham		11	17	5	9	11	4	27					
44	Jeffrey Boyd		2	5	3	4	7	5	7					
	TEAM REBOUNDS (Included in Totals)						4							
	TOTALS		24	54	15	22	32	19	63					

FG %: 1st Half 42.9 (12-28) 2nd Half 46.2 (12-26) Game 44.4

FT %: 1st Half 54.5 (6-11) 2nd Half 81.8 (9-11) Game 68.2

Deadball Rebounds 3

OFFICIALS:

Technical Fouls: Combs (Melrose), East (no defense)

Attendance

Copyright 1982 National Collegiate Athletic Association

SCORE BY PERIODS

	1st H.	2nd H.	3rd OT	4th OT	FINAL
Melrose	24	14	11	22	71
East	15	15	19	14	63

HALFTIME STATISTICS

	Melrose	Nashville - East
SCORE	38	30
FIELD GOALS MADE-ATTEMPTED/PERCENTAGE	16-31-51.6	12-28-42.9
FREE THROWS MADE-ATTEMPTED/PERCENTAGE	6-10-60.0	6-11-54.5
REBOUNDS	20	18
SCORING LEADERS	JACKSON-10	BAYNHAM 13
	ATKINS-10	COOPER 7
		TUCKER-6
REBOUNDING LEADERS	BROOKS - 4	BAYNHAM- 7
	REDFORD - 4	BOYD- 5
	D. BAILEY- 4	TUCKER- 3
	COMBS - 4	
PLAYERS WITH THREE OR MORE FOULS	NONE	NONE

21

OFFICIAL NCAA BASKETBALL BOX SCORE

Date MARCH 19, 1983 Site MEMORIAL GYM, NASHVILLE

VISITORS (Last Name, First)

No.	BRIARCREST (29-3)		FG	FGA	FT	FTA	REB	PF	TP	MIN	A	TO	BLK	S
10	MIKE VAN HOOZER	f												
15	RICKY PEARSON	f	2	5	0	0	3	3	4					
20	KEVIN DAILEY	c	3	9	1	2	1	2	7					
22	DREW SIPPEL	g	1	12	3	5	6	4	5					
32	MARK STORY	g												
33	JOHN WILFONG		6	14	6	7	4	4	18					
34	WAYNE SMITH													
40	BOBBY WOODS													
44	TOM PARROTT		0	0	0	0	1	0	0					
54	DONNIE SPENCE		3	11	7	8	12	3	13					
	TEAM REBOUNDS (Included in Totals)						4							
	TOTALS		15	51	17	22	31	16	47					

FG %: 1st Half 38.5 (10-26) 2nd Half 20.0 (5-25) Game 29.4

FT %: 1st Half 76.9 (10-13) 2nd Half 77.8 (7-9) Game 77.3

Deadball Rebounds 2

HOME

No.	MEMPHIS MELROSE (37-3)		FG	FGA	FT	FTA	REB	PF	TP	MIN	A	TO	BLK	S
4	RICARDO BROOKS	f	0	1	0	0	1	0	0					
10	SIDNEY ATKINS	f	9	21	4	4	7	1	22					
22	FRED JONES	c	0	4	3	4	3	2	3					
30	DANNY TURNER	g												
32	JESSE DABNEY	g	0	0	0	0	1	0	0					
34	MICHAEL BAILEY		3	5	0	0	5	1	6					
40	GERALD TIBBS		1	2	5	6	1	3	7					
42	ALPHONSO JACKSON		2	3	0	0	0	2	4					
44	MARVIN CASH													
50	WILLIAM BEDFORD		5	11	1	2	13	3	11					
52	DEWAYNE BAILEY		0	1	0	0	3	0	0					
54	ROOSEVELT COMBS		5	8	0	0	5	3	10					
	TEAM REBOUNDS (Included in Totals)						2							
	TOTALS		25	56	13	16	41	15	63					

FG %: 1st Half 48.4 (15-31) 2nd Half 40.0 (10-25) Game 44.6

FT %: 1st Half 50.0 (2-4) 2nd Half 91.6 (11-12) Game 81.3

Deadball Rebounds 1

OFFICIALS:

Technical Fouls:

Attendance 9022

SCORE BY PERIODS

	1st H.	2nd H.	3 OT	4 OT	FINAL
BRIARCREST	16	16	12	6	47
MEMPHIS MELROSE					

Copyright 1982 National Collegiate Athletic Association

HALFTIME STATISTICS

	BRIARCREST	MELROSE
SCORE	30	32
FIELD GOALS MADE-ATTEMPTED/PERCENTAGE	10-26 38.5	15-31 48.4
FREE THROWS MADE-ATTEMPTED/PERCENTAGE	10-13 76.9	2-4 50.0
REBOUNDS	16	19
SCORING LEADERS	WILFONG-12	AOKINS-8
	DAILEY-7	M. BAILEY-6
		JACKSON-6
REBOUNDING LEADERS	SPENCE-4	REDFORD-6
	PEARSON-3	AOKINS-4
	SIPPEL-3	
PLAYERS WITH THREE OR MORE FOULS	NONE	NONE

1978 Class AAA State Boys' Basketball Tournament

March 14 - March 18, 1978 · Murphy Center - MTSU - Murfreesboro, TN

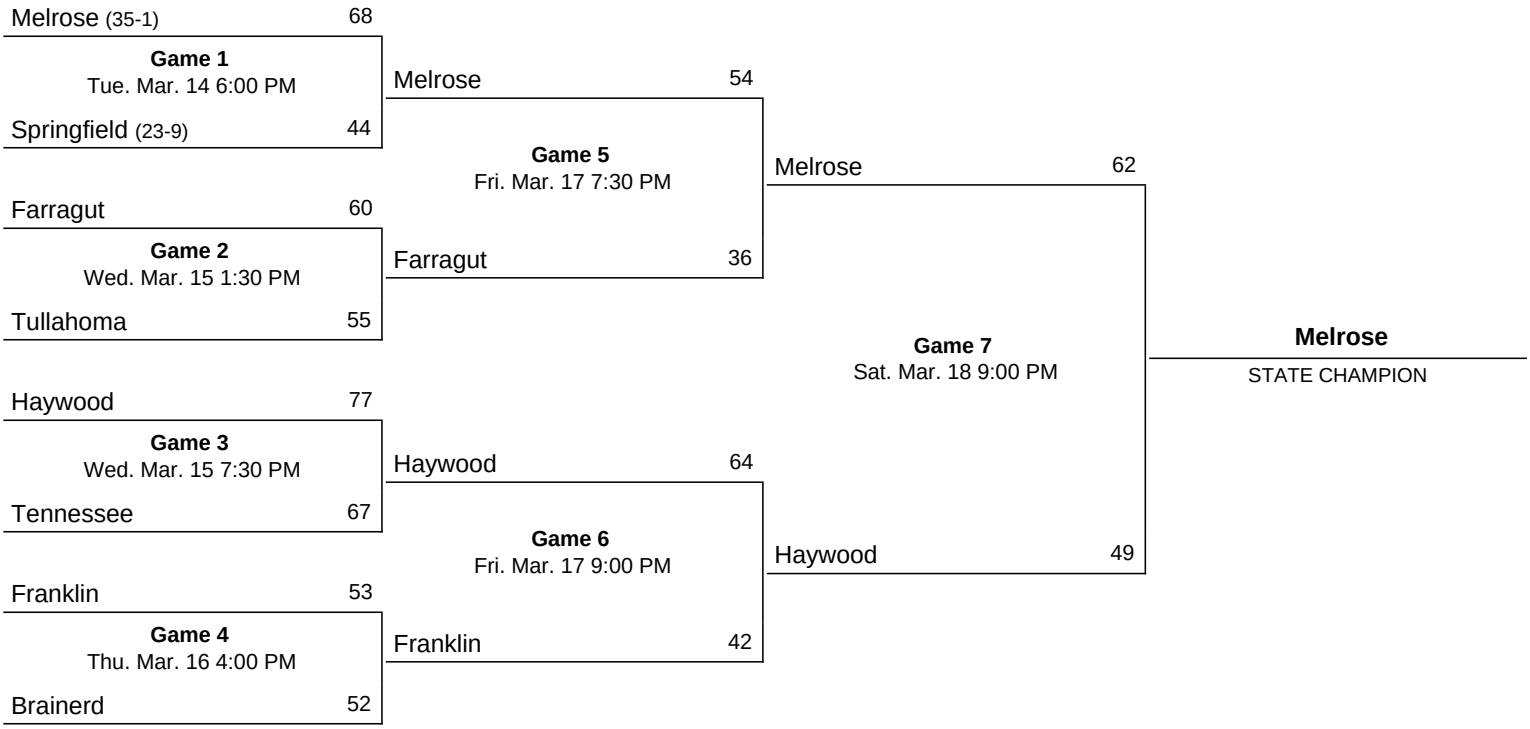

3

AAA

OFFICIAL NCAA BASKETBALL BOX SCORE

Date March 14, 1978 Site Murphy Center - MTSU

VISITORS (Last Name, First)

No.	Memphis Melrose		FG	FGA	FT	FTA	REB	PF	TP	A	TO	BLK	S	MI
33	James Campbell	f	5	10	1	4	2	3	11	0	1			
53	Rubin Jackson	f	7	10	5	6	9	4	19	1	1			
51	Chris Rogers	c	2	8	1	2	6	4	5	0	2			
41	John Marion	g	3	9	0	0	1	1	6	3	1			
5	Michael Brooks	g	5	8	3	4	4	0	13	8	1			
55	Darrell Smith		3	5	2	2	6	0	8	0	2			
45	Darrell Crawford		2	3	2	2	3	1	6	0	2			
43	Kelvin Wilburn		0	3	0	0	2	2	0	1	2			
31	Tracey Chandler		0	0	0	0	0	1	0	0	0			
11	Zackery Pounders		0	2	0	0	0	1	0	0	0			
23	Larry Thompson		0	1	0	0	0	0	0	1	0			
35	Clinmons Jones		0	1	0	0	0	1	0	0	0			
	TEAM REBOUNDS (Included in Totals)						5							
	TOTALS		27	60	14	20	38	18	68	14	12			

FG %: 1st Half 17-31 (54.8) 2nd Half ____ Game 45.0 Deadball Rebounds

FT %: 1st Half 5-6 (83.3) 2nd Half ____ Game 70.0

HOME

No.	Springfield		FG	FGA	FT	FTA	REB	PF	TP	A	TO	BLK	S	MIN
42	Tony Dean	f	0	3	0	0	3	4	0	1	2			
34	James Darden	f	1	3	2	3	3	1	4	0	3			
44	Willie Terry	c	5	12	4	4	3	1	14	0	3			
10	Ricky Hudson	g	3	11	1	2	6	4	7	2	5			
14	Rayford Stanton	g	1	2	3	5	3	1	5	1	6			
20	Darrell Woodard		0	3	1	2	7	2	1	1	4			
52	Kenny Gardner		4	6	5	9	4	1	13	1	2			
22	Chuck Head		0	0	0	0	1	0	0	0	0			
25	Daryl Terry		0	0	0	0	0	0	0	0	0			
51	Chris Hassell		0	1	0	0	2	0	0	0	1			
54	Barry Herndon		0	1	0	0	1	0	0	0	0			
	TEAM REBOUNDS (Included in Totals)						5							
	TOTALS		14	42	16	25	38	14	44	6	26			

FG %: 1st Half 9-20 (45.0) 2nd Half ____ Game 33.3 Deadball Rebounds

FT %: 1st Half 6-9 (66.7) 2nd Half ____ Game 64.0

OFFICIALS: Jones & McClellan

Technical Fouls:

Attendance

©by National Collegiate Athletic Association 1970

SCORE BY PERIODS

	1st H.	2nd H.	OT	OT	FINAL
Melrose	21	18	12	17	68
Springfield	10	14	12	8	44

17 AAA

OFFICIAL NCAA BASKETBALL BOX SCORE

Date March 17, 1978 Site Murphy Center - MTSU

VISITORS (Last Name, First)

No.	KNOXVILLE FARRAGUT		FG	FGA	FT	FTA	REB	PF	TP	A	TO	BLK	S	MIN
15	Bill Bates	f	3	8	1	4	2	5	7	1	2			
53	Jim Branch	f	1	7	1	2	3	1	3	0	1			
55	Steve Carpenter	c	2	4	1	2	6	2	5	0	1			
25	Tim Heldman	g	1	6	1	1	2	1	3	3	4			
43	Jimmy Elliott	g	7	14	0	0	3	2	14	3	9			
45	Tom Starnes		1	4	0	1	5	2	2	0	1			
41	Mark Kennedy		0	0	0	0	0	1	0	0	0			
13	Jimmy Gill		0	4	2	4	2	0	2	0	1			
35	John Brown		0	0	0	0	1	0	0	0	0			
31	Mike Jenkins		0	0	0	0	0	0	0	0	0			
21	Benjie Sams		0	0	0	0	0	0	0	0	0			
	TEAM REBOUNDS (Included in Totals)						9							
	TOTALS		15	47	6	14	33	14	36	7	19			

FG %: 1st Half 43.4 (10-23) 2nd Half ____ Game 31.9 Deadball Rebounds ____

FT %: 1st Half 50.0 (3-6) 2nd Half ____ Game 42.8

HOME

No.	MEMPHIS MELROSE		FG	FGA	FT	FTA	REB	PF	TP	A	TO	BLK	S	MIN
32	James Campbell	f	7	11	1	2	9	1	15	1	6			
52	Rubin Jackson	f	5	11	1	1	4	3	11	0	5			
50	Chris Rogers	c	3	9	1	1	5	3	7	0	2			
40	John Marion	g	3	7	0	0	7	2	6	2	3			
4	Michael Brooks	g	3	9	1	3	3	1	7	9	3			
54	Darrell Smith		1	3	0	0	1	2	2	0	0			
44	Darrell Crawford		0	0	0	0	1	2	0	0	0			
42	Kelvin Wilburn		1	1	2	4	1	0	4	1	1			
30	Tracey Chandler		0	1	0	0	2	1	0	1	1			
10	Zackery Pounders		1	0	0	0	0	0	2	0	0			
22	Larry Thompson		0	0	0	1	0	0	0	0	0			
34	Climmons Jones		0	0	0	0	0	0	0	0	0			
	TEAM REBOUNDS (Included in Totals)						8							
	TOTALS		24	52	6	12	41	15	54	14	21			

FG %: 1st Half 39.4 (13-33) 2nd Half ____ Game 46.1 Deadball Rebounds ____

FT %: 1st Half 60.0 (3-5) 2nd Half ____ Game 50.0

OFFICIALS: Drury & Jones

Technical Fouls: Campbell (Melrose)

Attendance ____

©by National Collegiate Athletic Association 1976

SCORE BY PERIODS	1st Half	2nd Half	3rd Set	4th Set	FINAL
FARRAGUT	9	14	11	2	36
MELROSE	17	12	13	12	54

OFFICIAL NCAA BASKETBALL BOX SCORE

Date March 18, 1978 Site Murphy Center - MTSU

VISITORS (Last Name, First)

No.	BROWNSVILLE		FG	FGA	FT	FTA	REB	PF	TP	A	TO	BLK	S	MIN
45	Bobby Nixon	f	1	3	0	0	2	4	2	2	0			
33	Michael Thompson	f	5	14	0	1	0	3	10	1	1			
35	Everette Musgraves	c	10	25	0	2	13	2	20	0	3			
13	Robert Jones	g	2	7	0	4	6	0	4	1	3			
11	Lee Singleton	g	5	18	0	0	4	3	10	1	5			
21	Jerome Fouse		0	3	1	2	1	1	1	0	1			
41	Michael Nelson		1	5	0	1	7	1	2	0	0			
	Ervin Perry													
	Ossie Liggons													
	Carl Outlaw													
	James Jones													
	Keith Franklin													
	TEAM REBOUNDS (Included in Totals)						9							
	TOTALS		24	75	1	10	51	14	49	5	13			

FG %: 1st Half 37.9 (11-29) 2nd Half _____ Game 32.0 Deadball Rebounds _____

FT %: 1st Half 20.0 (1-5) 2nd Half _____ Game 10% _____

HOME

No.	MELROSE		FG	FGA	FT	FTA	REB	PF	TP	A	TO	BLK	S	MIN
32	James Campbell	f	11	17	4	4	8	0	26	4	5			
52	Rubin Jackson	f	3	9	2	4	10	3	8	1	2			
50	Chris Rogers	c	3	5	2	2	10	4	8	2	4			
40	John Marion	g	4	7	0	0	3	2	8	2	1			
4	Michael Brooks	g	4	9	3	4	1	2	11	9	4			
54	Darrell Smith			1			3			0	1			
44	Darrell Crawford			1			0			0	0			
42	Kevin Wilburn		0	2	1	2	1	1	1	0	0			
30	Tracey Chandler			1			0			0	0			
10	Zachery Pounders													
22	Larry Thompson													
34	Clinmons Jones													
	TEAM REBOUNDS (Included in Totals)						4							
	TOTALS		25	52	12	16	40	12	62	18	17			

FG %: 1st Half 48.2 (14-29) 2nd Half _____ Game 48.0 Deadball Rebounds _____

FT %: 1st Half 83.3 (5-6) 2nd Half _____ Game 75.0 _____

OFFICIALS: Asbury & Dozier

Technical Fouls: _____

Attendance 8,453 (Session)

©by National Collegiate Athletic Association 1978

SCORE BY PERIODS	1st H.	2nd H.	OT	OT	FINAL
BROWNSVILLE	10	13	8	18	49
MELROSE	18	15	13	16	62

1974 Large Class State Boys' Basketball Tournament

March 12 - March 15, 1974 · Mid-South Coliseum - Memphis, TN

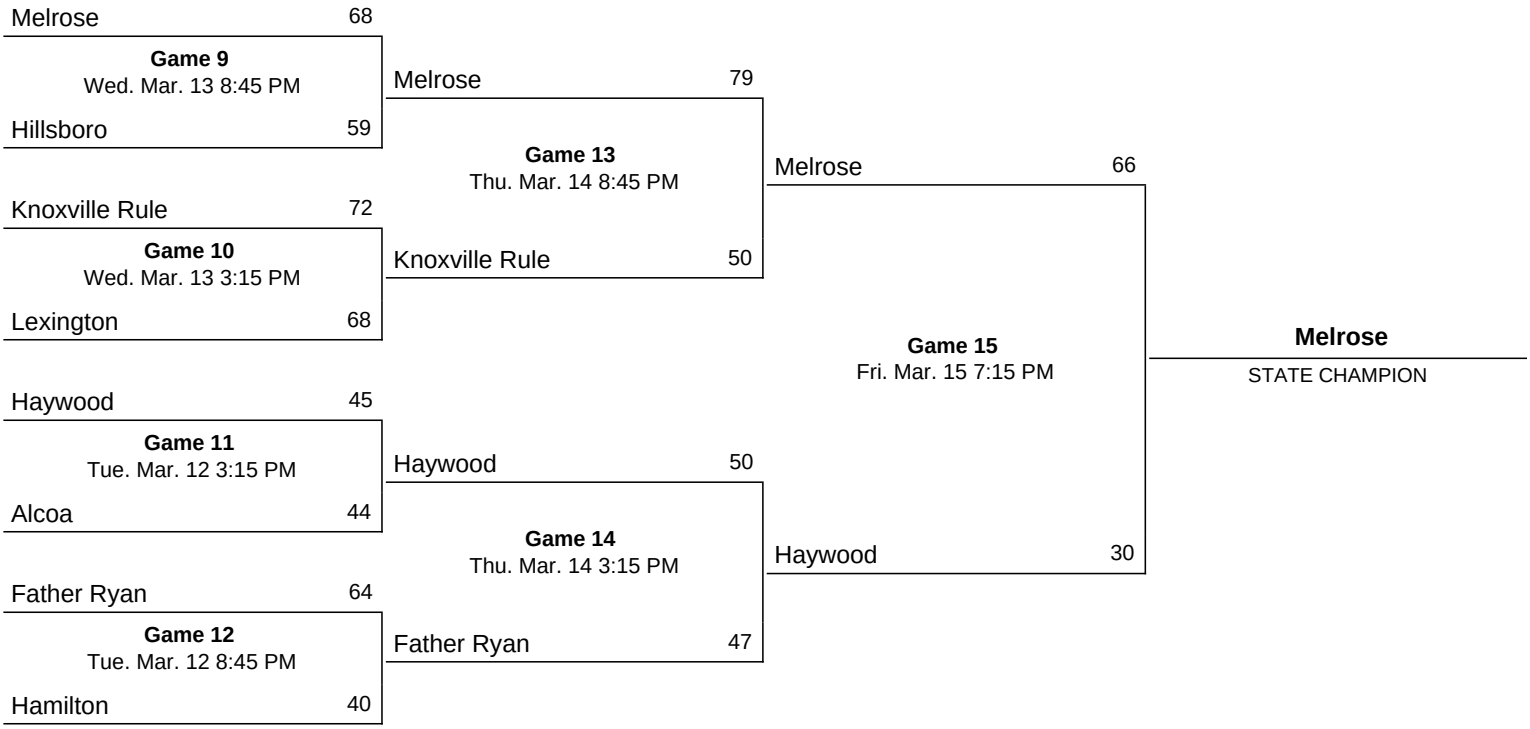

Mem Melrose	FG-A	FT-A	Reb	PF	TP
Bradley	5-14	4-4	12	4	14
Horton	2-6	1-2	11	4	5
Gunn	9-16	1-2	15	2	19
Wright	9-21	4-6	8	2	22
Armour	1-3	0-0	3	2	2
Jackson	0-2	3-4	1	2	3
Hamilton	0-0	0-0	1	0	0
Brooks	0-0	0-2	1	0	0
Campbell	1-3	1-1	3	1	3
Hill					
McKinney					
Golden					
TOTALS	27-65	14-21	55	17	68
Pct:	41.5%	66.7%			

PLACE Mid-South Coliseum

DATE 3-13-74

ATTENDANCE est. 8,750

SCORE AT HALF
Melrose 34
Hillsboro 31

TURNOVERS

OFFICIALS
Leo Martindale
Doyle Humm

Nash Hillsboro	FG-A	FT-A	Reb	PF	TP
Moss	3-10	7-9	3	4	13
Ford	1-3	0-0	5	0	2
Davis	4-6	0-1	7	4	8
Fitzgerald	4-13	2-2	0	3	10
Futrell	10-21	0-0	2	3	30
Young	1-10	0-2	4	2	2
Roberts	0-3	2-2	2	0	2
Cortnee	0-0	0-0	0	0	0
Hill	1-1	0-0	1	1	2
Sherman	0-0	0-0	0	0	0
TOTALS	24-67	11-16	24	17	59
Pct:	35.8%	68.7%			

MEMPHIS STATE UNIVERSITY
SPORTS INFORMATION SERVICES

Mem Melrose	FG-A	FT-A	Reb	PF	TP
Bradley	3-16	2-2	11	1	8
Horton	3-12	0-0	5	2	6
Armour	6-18	0-0	3	3	12
Wright	5-13	7-9	0	0	17
Gunn	8-13	4-6	14	3	20
Jackson	1-5	0-0	3	2	2
Hamilton	1-4	1-2	4	0	3
Campbell	1-1	0-0	1	2	2
Brooks	2-2	1-2	5	0	5
Hill	1-2	0-0	2	0	2
McKinney	1-2	0-0	0	0	2
Golden	0-0	0-0	0	1	0
TOTALS	32-76	15-21	48	14	79
Pct:	42.1%	71.4%			

PLACE Mid South Coliseum

DATE 3-14-74

ATTENDANCE

SCORE AT HALF

Melrose - 33
Rule - 27

TURNOVERS

Melrose - 17
Rule - 21

OFFICIALS

Leo Martindale
Jay Turnbow

Knox Rule	FG-A	FT-A	Reb	PF	TP
Foxx	2-11	0-1	1	3	4
McClellan	11-17	0-0	3	3	22
Thomas	2-11	2-4	10	2	6
Bamar	1-9	1-2	8	2	3
Cross	2-8	0-0	2	1	4
Taylor, W.	1-1	0-1	0	1	2
Taylor, E.	3-8	1-1	3	3	7
Murriel	1-3	0-1	0	2	2
Giles	0-0	0-0	0	0	0
TOTALS	23-68	4-10	27	17	50
Pct:	33.8%	40.0%			

MEMPHIS STATE UNIVERSITY
SPORTS INFORMATION SERVICES

MELROSE (66) — Bradley 24, Horton 6, Armour 8, Wright 7, Gunn 11, Jackson 2, Hamilton 2, Campbell 4, Hill 2.

BROWNSVILLE (30) — D. DeMoss 8, Prewitt 9, Waller 6, Dye 4, Smith 2, Taylor 1.

Halftime: Melrose 28-18.

ALL-TOURNAMENT TEAM

CLASS

Teddy McKeeman, Happy Valley; Greg Patterson, Catholic (Knoxville); Matt Brown, Catholic (Knoxville); Howard McHaney, Dresden; Most Valuable Player—Marty Street, Happy Valley.

CLASS L

James Bradley, Melrose; Alvin Wright, Melrose; Dale DeMoss, Haywood; James McClellan, Rule. Most Valuable Player — John Gunn, Melrose.

1971 State Boys' Basketball Tournament

March 9 - March 13, 1971

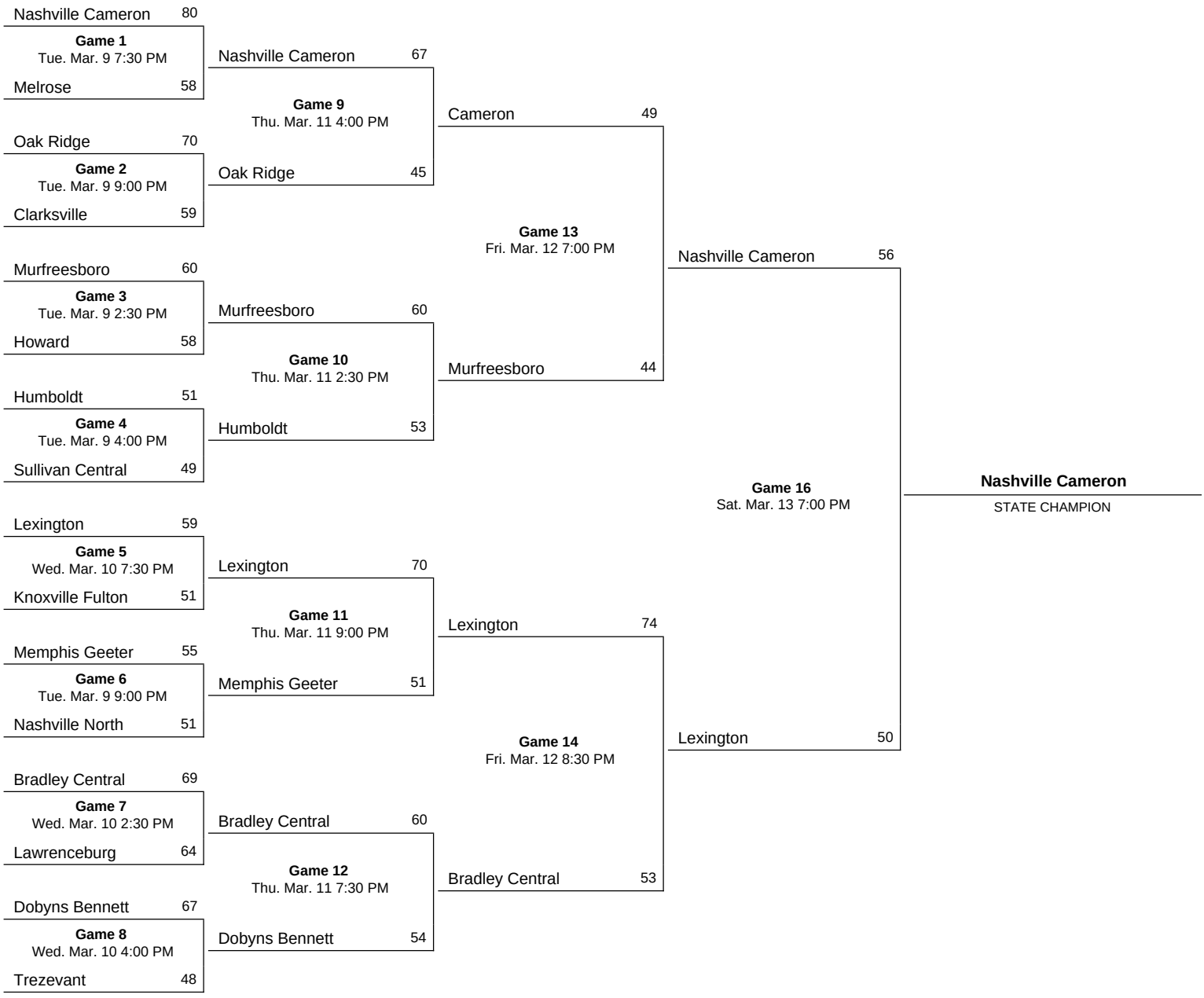

Consolation Contests

Mar. 13 8:30 PM Game 15 Third Place **Murfreesboro 64**, Bradley Central 46 **Stats**

State Form 103-A—Order Masters from Ned West, 2660 Acorn Avenue, N.E., Atlanta, Georgia 30305

OFFICIAL BASKETBALL BOX

MEMPHIS MELROSE	FIELD GOALS MADE	FIELD GOALS ATT'D.	FREE THROWS MADE	FREE THROWS ATT'D.	REBOUNDS	ASSTS	PER. FOULS	TOTAL POINTS	TURNOVERS	MINS. PLAYED
WALKER	1	4	0	0	5	1	1	2	1	
THOMPSON	4	8	4	5	4	0	1	12	3	
BARNES	5	18	2	4	5	0	3	12	0	
HILL	7	15	2	2	3	0	1	16	2	
WATKINS	2	3	5	7	6	0	0	9	4	
BATTS	0	3	0	0	0	0	0	0	0	
CRUTCHER	0	0	1	2	3	0	4	1	2	
WOODS	1	3	2	2	0	0	1	4	0	
ROBINSON	1	1	0	0	2	0	0	2	0	
WARD	0	1	0	0	0	0	0	0	0	
TEAM					4					
TOTALS	21	57	16	22	32	1	11	58	12	

PERCENTAGES: FGs: 1st H. 2nd H. Game 37%
FTs: 1st H. 2nd H. Game 73%
Shots Missed
Team Rebounds

NASHVILLE CAMERON	FIELD GOALS MADE	FIELD GOALS ATT'D.	FREE THROWS MADE	FREE THROWS ATT'D.	REBOUNDS	ASSTS	PER. FOULS	TOTAL POINTS	TURNOVERS	MINS. PLAYED
BEARD	2	5	1	2	15	3	5	5	3	
COOPER	4	9	1	2	5	6	3	9	4	
VAUGHN	19	32	7	12	16	0	1	45	2	
EDMONDSON	5	11	0	0	3	1	1	10	1	
JACKMAN	1	6	0	0	1	2	4	2	1	
BAKER	2	3	0	0	1	0	0	4	0	
KNIGHT	0	0	0	0	1	0	1	0	1	
BROOKS	1	2	3	4	5	1	0	5	1	
MILLER	0	1	0	0	0	0	0	0	0	
JOHNSON	0	0	0	0	1	0	0	0	0	
TEAM					3					
TOTALS	34	69	12	20	51	13	15	80	13	

PERCENTAGES: FGs: 1st H. 2nd H. Game 49%
FTs: 1st H. 2nd H. Game 60%
Shots Missed
Team Rebounds

OFFICIALS MATHIS & MEREDITH
CROWD
DATE MARCH 9 1971

SCORE BY PERIODS	1	2	3	4	OP	SP	O
MELROSE	15	14	13	16			58
CAMERON	18	20	20	22			80

1970 State Boys' Basketball Tournament

March 12 - March 15, 1970 · UT Knoxville - Knoxville, TN

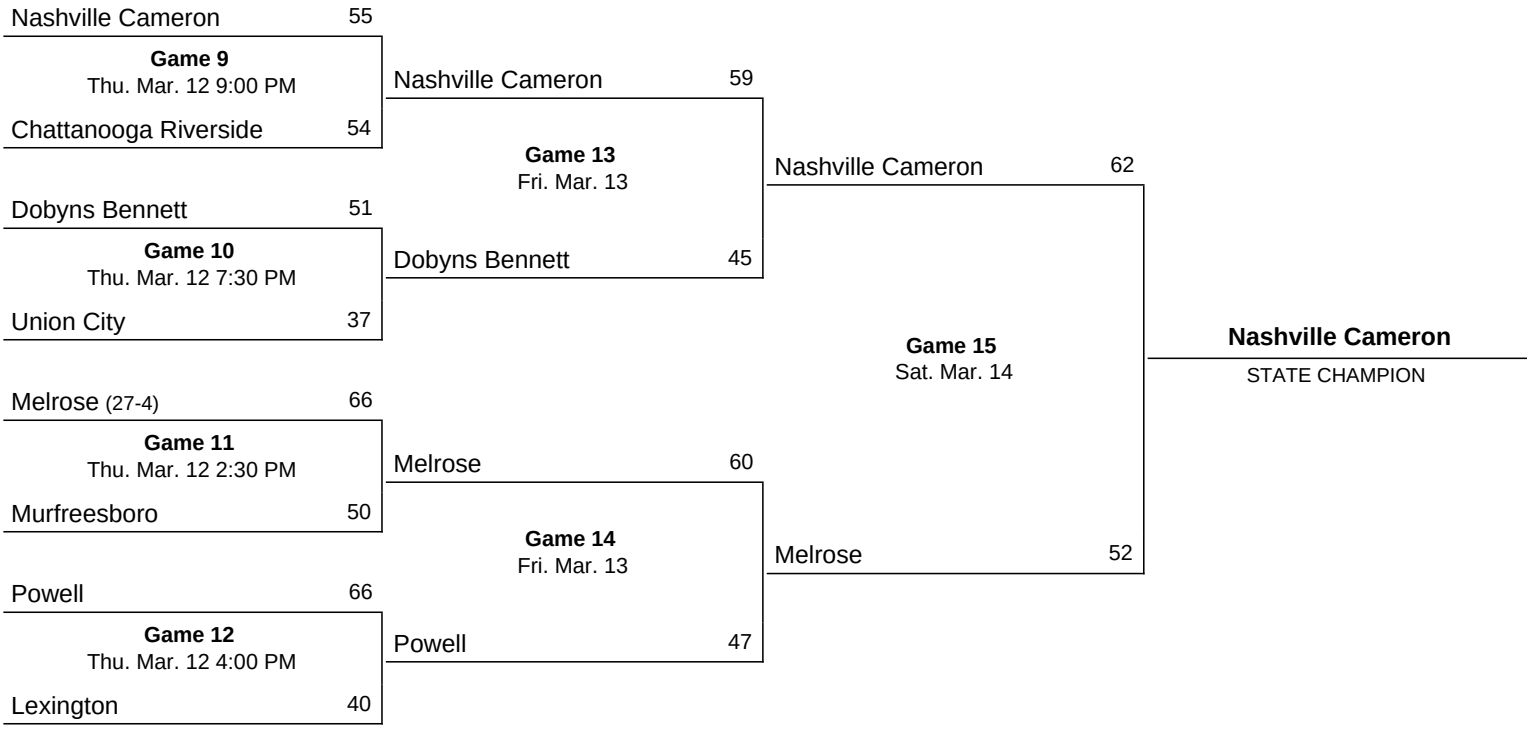

Consolation Contests

Mar. 14	Game 15	Third Place	**Dobyns Bennett 63**, Powell 54	Stats

UNIVERSITY OF TENNESSEE
SPORTS PUBLICITY 2:30

DATE: March 12, 1970 Thur. Afternoon

ATTENDANCE:

POINTS SCORED EACH PERIOD

		First Half		Second Half		EP	EP	Final
A	Melrose	14	19	20	13			66
B	Murfreesboro	18	17	9	6			50

TEAM MELROSE	FIELD GOALS MADE	ATT.	PER-CENT	FREE THROWS MADE	ATT.	PER-CENT	RE-BOUNDS	PER. FOULS	ASSTS.	TOTAL POINTS
WALKER	1	2		0	0		2	0		2
PALMER	2	5		2	2		5	2		6
CALDWELL	0	2		2	3		5	2		2
THOMPSON	7	13		0	0		7	2		14
BENTON	7	26		1	2		7	2		15
MALLOY	4	11		1	2		2	2		9
SANDERS	0	0		0	0		2			0
WATKINS	5	12		4	5		11	1		14
MARIS	2	4		0	0		0	0		4
HILL	0	0		0	0		1	0		0
TEAM							6			
TOTALS	28	75	37.3	10	14	71.4	48	11		66

TEAM MURFREESBORO	FIELD GOALS MADE	ATT.	PER-CENT	FREE THROWS MADE	ATT.	PER-CENT	RE-BOUNDS	PER. FOULS	ASSTS.	TOTAL POINTS
MARTIN	5	9		4	5		7	2		14
FANN	3	6		1	1		2	2		7
LANNOM	6	13		0	0		9	1		12
RUCKER	1	4		1	2		9	2		3
PARSONS	3	10		2	3		1	1		8
ALEXANDER	2	8		2	2		4	3		6
[illegible]										
[illegible]										
TODD	0	1		0	0		0	0		0
[illegible]										
TEAM							5			
TOTALS	20	51	39.2	10	13	76.9	37	11		50

Elbert Fielden & Myers Coffman

UNIVERSITY OF TENNESSEE
SPORTS PUBLICITY

DATE: March 13, 1970

ATTENDANCE: 10,000 (Est)

POINTS SCORED EACH PERIOD

	First Half		Second Half		EP	EP	Final
Melrose	15	[redacted]	11	20			60
Powell	7	[redacted]	15	13			47

TEAM Melrose	FIELD GOALS MADE	ATT.	PER-CENT	FREE THROWS MADE	ATT,	PER-CENT	RE-BOUNDS	PER. FOULS	ASSTS.	TOTAL POINTS
Walker	6	6		1	3		7	0		13
Palmer	3	5		2	3		9	3		8
Caldwell	4	6		2	8		9	3		10
Thompson	4	9		1	2		3	1		9
Benton	8	17		4	7		3	1		20
Malloy	0	1		0	0		1	0		0
Sanders	0	0		0	0		0	0		0
Watkins	0	2		0	0		2	3		0
~~Martin~~										
~~Hill~~										
TEAM							11			
TOTALS	25	46	543	10	23	435	45	11		60

TEAM Powell	FIELD GOALS MADE	ATT.	PER-CENT	FREE THROWS MADE	ATT.	PER-CENT	RE-BOUNDS	PER. FOULS	ASSTS.	TOTAL POINTS
Sellers	2	9		0	1		4	3		4
Woody	2	5		0	1		6	4		4
Ogan	9	19		2	5		11	4		20
Johnson	4	9		0	2		0	3		8
Swafford	3	11		0	0		2	0		6
~~Lloyd~~										
Young	2	5		0	0		1	4		4
Bright	0	2		1	1		0	2		1
~~Stanley~~										
TEAM							10			
TOTALS	22	60	367	3	10	30.0	34	20		47

Officials: Elbert Fielden & Ray Street

UNIVERSITY OF TENNESSEE
SPORTS PUBLICITY STATE CHAMPIONSHIP

DATE: March 14, 1970 8:30

ATTENDANCE: 8000 (EST)

A -

B -

POINTS SCORED EACH PERIOD	First Half		Second Half		EP	EP	Final
Melrose [redacted]	12	14	16	10			52
Cameron	9	22	21	10			62

TEAM Memphis Melrose	FIELD GOALS			FREE THROWS			RE-BOUNDS	PER. FOULS	ASSTS.	TOTAL POINTS
	MADE	ATT.	PER-CENT	MADE	ATT.	PER-CENT				
WALKER	3	7		1	2		6	0		7
PALMER	6	18		6	7		12	4		18
CALDWELL	0	0		0	0		1	2		0
THOMPSON	2	12		2	2		6	2		6
BENTON	4	17		3	4		1	2		11
MALLORY	3	8		0	0		3	4		6
~~SANDERS~~										
WATKINS	0	3		1	5		4	3		1
MARIS	1	4		1	1		1	2		3
~~WELS~~										
TEAM							10			
TOTALS	19	69	27.5	14	21	66.7	44	19		52

TEAM Nashville Cameron	FIELD GOALS			FREE THROWS			RE-BOUNDS	PER. FOULS	ASSTS.	TOTAL POINTS
	MADE	ATT.	PER-CENT	MADE	ATT.	PER-CENT				
CORLEW	6	21		0	1		9	2		12
BEARD	1	5		0	2		13	2		2
VAUGHN	13	22		5	10		20	4		31
LEWIS	2	7		2	3		2	3		6
EDMONSON	1	4		3	3		4	2		5
COOPER	3	6		0	0		4	2		6
~~KNIGHT~~										
~~BAKER~~										
MERRELL	0	0		0	0		1	0		0
~~TOLLIVER~~										
TEAM							8			
TOTALS	26	65	40.0	10	19	52.6	61	15		62

Officials: Elbert Fielden & James McClellan

1969 State Boys' Basketball Tournament

March 10 - March 15, 1969

Consolation Contests

Mar. 15 7:00 PM Game 31 Third Place **Melrose 92**, Jackson Merry 61 **Stats**

Stats Form 103-A—Order Masters from Ned Grant, 2040 North Kostner, Suite 1, Chicago, Illinois 60639

GAME 5

OFFICIAL BASKETBALL BOX

MEMPHIS MELROSE	FIELD GOALS MADE	FIELD GOALS ATT'D.	FREE THROWS MADE	FREE THROWS ATT'D.	RE-BOUNDS	ASS'TS	PER. FOULS	TOTAL POINTS	TURN-OVERS	MINS. PLAYED
LARRY FINCH	10	26	7	8	2		2	27		
CHARLIE WALKER	1	5	0	0	10		0	2		
RONNIE ROBINSON	8	10	1	1	14		3	17		
CARL PALMER	3	10	1	1	1		1	7		
EDWIN BELL	2	7	0	0	1		0	4		
LARRY MALLORY	3	7	0	0	3		2	6		
MELVIN CALDWELL	0	0	0	0	3		2	0		
WILLIE MARIS	0	1	0	0	1		0	0		
EDWARD BENTON	4	9	4	4	2		0	12		
TONY CLARK	1	3	0	0	2		1	2		
TOTALS	32	78	13	14	39		11	77		

PERCENTAGES: FGs: 1st H 41.0% 2nd H Game 41.0%
FTs: 1st H 90.0% 2nd H Game 92.9%

Shots Missed 47
Team Rebounds 3

UNION CITY	FIELD GOALS MADE	FIELD GOALS ATT'D.	FREE THROWS MADE	FREE THROWS ATT'D.	RE-BOUNDS	ASS'TS	PER. FOULS	TOTAL POINTS	TURN-OVERS	MINS. PLAYED
BARRY JOHNSON	4	15	2	2	9		2	10		
MIKE RAUCHLE	5	11	2	3	6		1	12		
JACOB ROBINSON	5	6	6	7	6		2	16		
JACK CUNNINGHAM	1	9	0	1	8		1	2		
KIM STERLING	0	0	0	0	1		1	0		
BILL WARD	3	6	0	0	3		1	6		
GENE FOWLER	0	0	0	0	2		0	0		
STEVE RONEY	1	1	0	0	1		0	2		
TOTALS	19	48	10	13	36		8	48		

PERCENTAGES: FGs: 1st H 30.8% 2nd H Game 39.6%
FTs: 1st H 75.0% 2nd H Game 76.9%

Shots Missed 32
Team Rebounds 1

OFFICIALS Hutton and Bunch
CROWD
DATE MARCH 11, 1969

SCORE BY PERIODS	1	2	3	4	EP	EP	G
MELROSE	25	16	18	19			77
UNION CITY	11	11	12	14			48

State Form [illegible]

12

OFFICIAL BASKETBALL BOX

MEMPHIS MELROSE	FIELD GOALS MADE	FIELD GOALS ATT'D.	FREE THROWS MADE	FREE THROWS ATT'D.	RE-BOUNDS	ASS'TS	PER. FOULS	TOTAL POINTS	TURN-OVERS	MINS. PLAYED
CHARLIE WALKER	0	2	0	0	3		2	0		
EDWIN BELL	3	6	1	2	6		4	7		
RONNIE ROBINSON	6	9	4	4	8		4	16		
LARRY FINCH	13	23	6	8	0		5	32		
CARL PALMER	3	5	2	2	2		0	8		
LARRY MALLORY	0	0	0	0	2		1	0		
EDWARD BENTON	0	1	0	0	3		0	0		
MELVIN CALDWELL	0	1	0	0	0		2	0		
WILLIE MARIS	0	1	0	0	0		0	0		
TOTALS	25	48	13	16	24		18	63		

PERCENTAGES: FGs: 1st H 56.0% 2nd H Game 52.1% Shots Missed 26
FGs: 1st H 75.0% 2nd H Game 81.3% Team Rebounds 2

KINGSPORT	FIELD GOALS MADE	FIELD GOALS ATT'D.	FREE THROWS MADE	FREE THROWS ATT'D.	RE-BOUNDS	ASS'TS	PER. FOULS	TOTAL POINTS	TURN-OVERS	MINS. PLAYED
GEORGE PENN	3	3	1	1	4		2	7		
JERRY THOMPSON	2	9	9	11	6		3	13		
MIKE McDAVID	4	12	2	2	8		1	10		
RONNIE RELEFORD	1	5	0	0	2		1	2		
DAVID HUNLEY	3	5	0	1	3		2	6		
ED GILMORE	8	13	7	9	7		4	23		
JIM WOLFE	0	2	0	0	0		0	0		
TOTALS	21	49	19	24	30		13	61		

PERCENTAGES: FGs: 1st H 36.0% 2nd H Game 42.9% Shots Missed 33
FGs: 1st H 92.3% 2nd H Game 79.2% Team Rebounds 3

OFFICIALS CROWELL AND SMITH
CROWD 4000
DATE MARCH 13, 1969

SCORE BY PERIODS	1	2	3	4	EP	EP	G
MELROSE	16	15	13	14	5		63
KINGSPORT	12	18	18	10	3		61

15

MELROSE	FIELD GOALS MADE	FIELD GOALS ATTEMPTED	FREE THROWS MADE	FREE THROWS ATTEMPTED	REBOUNDS	ASSISTS	PERS. FOULS	TOTAL POINTS	TIMES BURNED	MINS. PLAYED
LARRY FINCH	5	17	4	4	2		3	12		
CHARLIE WALKER	1	1	1	1	5		1	3		
RONALD ROBINSON	6	10	1	2	13		4	17		
CARL PALMER	5	18	3	6	5		3	13		
EDWIN BELL	5	9	2	6	6		2	12		
LARRY MALLORY	2	6	0	0	3		3	4		
WILLIE MARIS	2	8	0	0	1		1	4		
EDWARD BENTON	0	3	0	0	0		0	0		
TONY CLARK	0	1	0	0	0		3	0		
TOTALS	27	73	11	19	35		20	65		

PERCENTAGES: FGs: 1st H. 42.4% 2nd H. Game 37.0% Shots Missed 54

FTs: 1st H. 70.0% 2nd H. Game 57.9% Team Rebounds 3

RIVERSIDE	FIELD GOALS MADE	FIELD GOALS ATTEMPTED	FREE THROWS MADE	FREE THROWS ATTEMPTED	REBOUNDS	ASSISTS	PERS. FOULS	TOTAL POINTS	TURNOVERS	MINS. PLAYED
LARRY BAKER	5	7	3	3	6		0	13		
RICHARD FUQUA	13	16	11	13	8		2	37		
JOHNNY LAWERANCE	0	2	0	1	2		3	0		
JESSE TRAYLOR	4	8	1	2	4		4	9		
EDDIE WOODS	2	8	1	1	10		3	5		
BILLY POINTER	4	7	3	4	1		1	11		
CHARLIE ANDREWS	0	2	0	0	6		1	0		
TOTALS	28	47	19	24	37		14	75		

PERCENTAGES: FGs: 1st H. 63.6% 2nd H. Game 59.6% Shots Missed 24

FTs: 1st H. 92.3% 2nd H. Game 79.2% Team Rebounds 3

OFFICIALS McDANIEL & POWELL

CROWD 11,000 (SELLOUT)

DATE MARCH 14, 1969

SCORE BY PERIODS	1	2	3	4	OT	OT	TOTAL
MELROSE	15	20	14	16			65
RIVERSIDE	19	27	17	12			75

17

MERRY	FIELD GOALS MADE	FIELD GOALS ATT'D.	FREE THROWS MADE	FREE THROWS ATT'D.	RE-BOUNDS	ASSTS	PER. FOULS	TOTAL POINTS	TURN-OVERS	MINS. PLAYED
MANLEY FULLER	8	15	3	5	22		0	19		
JAMES EPPERSON	5	12	1	3	0		1	11		
EDWARD JONES	5	13	1	6	17		4	11		
BRUCE WILLIS	6	18	1	2	13		4	13		
VINSON CAWTHORN	1	6	0	0	0		1	2		
LOUIS CUNNINGHAM	1	4	0	1	1		1	2		
NATHANIEL BUTLER	0	2	1	3	0		0	1		
DON SMITH	0	2	0	0	0		0	0		
BOOKER COLEMAN	1	2	0	0	3		0	2		
FRED DOUGLASS	0	1	0	0	0		0	0		
TOTALS	27	75	7	20	56		11	61		

PERCENTAGES: FGs: 1st H. 37.5% 2nd H. Game 36.0%
FTs: 1st H. 45.5% 2nd H. Game 35.0%

Shots Missed 61
Team Rebounds 5

MELROSE	FIELD GOALS MADE	FIELD GOALS ATT'D.	FREE THROWS MADE	FREE THROWS ATT'D.	RE-BOUNDS	ASSTS	PER. FOULS	TOTAL POINTS	TURN-OVERS	MINS. PLAYED
RONNIE ROBINSON	5	12	4	7	22		4	14		
CARL PALMER	9	20	1	1	4		1	19		
EDWIN BELL	1	5	1	2	3		1	3		
WILLIE MARIS	11	21	0	0	4		2	22		
LARRY MALLORY	3	9	0	0	8		3	6		
EDWARD BENTON	10	24	0	0	7		1	20		
CHARLIE WALKER	2	7	2	3	7		2	6		
MELVIN CALDWELL	0	0	0	2	3		0	0		
TONY CLARK	1	2	0	0	0		0	2		
TOTALS	42	100	8	15	58		14	92		

PERCENTAGES: FGs: 1st H. 41.4% 2nd H. Game 42.0%
FTs: 1st H. 41.7% 2nd H. Game 53.3%

Shots Missed 65
Team Rebounds 5

OFFICIALS BUNCH AND McDANIEL
CROWD 11,094 (CAPACITY)
DATE MARCH 15, 1969

SCORE BY PERIODS	1	2	3	4	OT	OT	G
MERRY	20	15	14	12			61
MELROSE	21	18	32	21			92