Meigs Co. High School
Girls' Basketball
Decatur, TN

POSTSEASON HISTORY REPORT

GENERATED APRIL 25, 2024

Summary

Championship Record: 10-6
Appearances (8): 2021, 2014, 1995, 1994, 1993, 1992, 1991, 1962
Finals Appearances/Runners-up (3): 1992, 1993, 1995
Championships (2): 1995, 1993

Finals Appearances

Year	Class	Award	Detail
1992	Class AA	Team Runner-Up	(35-2)
1993	Class AA	Team Champions	(37-1)
1995	Class AA	Team Champions	(37-1)

Awards

Year	Award	Name	Class
1992	Miss Basketball	Rachael Powell	Class AA
1993	Miss Basketball	Rachael Powell	Class AA
1993	Most Valuable Player	Rachel Powell	Class AA
1994	Miss Basketball	Misty Greene	Class AA
1995	Miss Basketball	Misty Greene	Class AA
1995	Most Valuable Player	Misty Greene	Class AA

2021 Class AA State Girls' Basketball Tournament

March 10 - March 13, 2021 · MTSU - Murphy Center

Game 1
Wed. Mar. 10 7:00 PM
MTSU

Meigs Co. (21-5)	30
Westview (27-1)	41

Game 2
Wed. Mar. 10 8:30 PM
MTSU

Grainger (34-3)	64
Maplewood (11-2)	37

Game 3
Thu. Mar. 11 10:00 AM
MTSU

Macon Co. (24-6)	49
Covington (25-6)	34

Game 4
Thu. Mar. 11 11:30 AM
MTSU

Northview Aca. (33-1)	43
Creek Wood (29-6)	35

Game 5
Fri. Mar. 12 2:30 PM
MTSU

Westview	33
Grainger	45

Game 6
Fri. Mar. 12 4:00 PM
MTSU

Macon Co.	73
Northview Aca.	59

Game 7
Sat. Mar. 13 2:00 PM
MTSU

Grainger	40
Macon Co.	51

Macon Co.
STATE CHAMPION

Official Basketball Box Score -- Game Totals -- Final Statistics
Westview vs Meigs Co.
3/10/21 7:00 PM at Murfreesboro, TN (Murphy Center)

Westview 41 • 27-1

##	Player		Total FG-FGA	3-Ptr FG-FGA	FT-FTA	Rebounds Off	Def	Tot	PF	TP	A	TO	Blk	Stl	Min
12	Gordon, Abby	*	1-1	1-1	0-0	2	1	3	0	3	3	2	0	2	27
34	Harrison, Jada	*	2-13	1-8	4-4	1	3	4	2	9	4	4	0	3	32
35	Leyhue, Avery	*	3-8	3-8	0-0	1	4	5	0	9	0	1	0	0	31
40	Leyhue, Emerson	*	4-7	1-2	0-0	1	2	3	2	9	2	1	0	1	27
42	Barr, Angelina	*	4-5	0-0	0-0	2	3	5	2	8	0	0	1	0	21
14	Sheffield, Caitlyn		1-1	1-1	0-0	0	1	1	0	3	2	0	0	0	5
15	Alexander, Kylee		0-6	0-5	0-0	0	1	1	1	0	1	2	0	1	17
	Team					2	2	4							
	Totals		15-41	7-25	4-4	9	17	26	7	41	12	10	1	7	160

	1st		2nd		3rd		4th		Game		Deadball Rebounds
FG %:	1-10	10.0%	5-10	50.0%	5-11	45.5%	4-10	40.0%	15-41	36.6%	
3FG %:	1-8	12.5%	2-6	33.3%	2-7	28.6%	2-4	50.0%	7-25	28.0%	
FT %:	0-0	0.0%	0-0	0.0%	2-2	100.0%	2-2	100.0%	4-4	100.0%	0

Meigs Co. 30 • 21-5

##	Player		Total FG-FGA	3-Ptr FG-FGA	FT-FTA	Rebounds Off	Def	Tot	PF	TP	A	TO	Blk	Stl	Min
01	Crowder, Anna	*	2-7	0-1	1-2	3	5	8	1	5	1	2	0	0	29
04	Stone, Jacelyn	*	3-12	0-5	1-2	0	1	1	3	7	3	1	1	0	32
10	Powell, Jaci	*	2-4	2-4	0-0	0	6	6	2	6	1	2	0	0	30
15	Wade, Ansley	*	3-4	1-2	2-2	1	2	3	3	9	0	5	0	2	30
25	Crowder, Ella	*	1-2	1-1	0-0	0	1	1	1	3	0	1	1	0	31
02	Lawson, Talley		0-1	0-1	0-0	0	0	0	0	0	0	2	0	1	6
13	Hennessee, Cayden		0-0	0-0	0-0	0	1	1	0	0	0	0	0	0	2
	Team					0	0	0							
	Totals		11-30	4-14	4-6	4	16	20	10	30	5	13	2	3	160

	1st		2nd		3rd		4th		Game		Deadball Rebounds
FG %:	4-6	66.7%	2-6	33.3%	1-8	12.5%	4-10	40.0%	11-30	36.7%	
3FG %:	2-4	50.0%	1-3	33.3%	0-3	0.0%	1-4	25.0%	4-14	28.6%	
FT %:	0-0	0.0%	2-4	50.0%	0-0	0.0%	2-2	100.0%	4-6	66.7%	0,1

Officials:
Technical fouls: Westview-None. Meigs Co.-None.
Attendance:

Score by periods	1st	2nd	3rd	4th	Total
Westview	3	12	14	12	41
Meigs Co.	10	7	2	11	30

Points	In Paint	Off T/O	2nd Chance	Fast Break	Bench
WESTVI	16	10	4	4	3
MEIGS	12	2	2	2	0

Last FG - WESTVIEW 4th-01:42, MEIGS 4th-00:46.
Largest lead - WESTVIEW by 11 4th-04:15, MEIGS by 8 2nd-04:12.
WESTVIEW led for 15:31. MEIGS led for 13:28. Game was tied for 03:01.

Score tied - 2 times.
Lead changed - 2 times.

Westview vs Meigs Co.
3/10/21 7:00 PM at Murfreesboro, TN (Murphy Center)
1st PERIOD Play-by-Play (Page 1)

HOME TEAM: Meigs Co.	Time	Score	Margin	VISITORS: Westview
	07:39	0-3	V 3	GOOD! 3 PTR by Leyhue, Avery
	07:39			ASSIST by Harrison, Jada
TURNOVR by Wade, Ansley	07:13			
	07:12			STEAL by Leyhue, Emerson
	07:06			TURNOVR by Harrison, Jada
MISSED 3 PTR by Stone, Jacelyn	06:49			REBOUND (DEF) by Leyhue, Emerson
REBOUND (DEF) by Powell, Jaci	06:33			MISSED LAYUP by Leyhue, Emerson
GOOD! 3 PTR by Powell, Jaci	06:11	3-3	T 1	
ASSIST by Stone, Jacelyn	06:11			
REBOUND (DEF) by Powell, Jaci	05:41			MISSED 3 PTR by Harrison, Jada
GOOD! 3 PTR by Crowder, Ella	05:16	6-3	H 3	
ASSIST by Powell, Jaci	05:16			
REBOUND (DEF) by Crowder, Anna	04:51			MISSED 3 PTR by Leyhue, Avery
GOOD! JUMPER by Stone, Jacelyn	04:14	8-3	H 5	
FOUL by Stone, Jacelyn (P1T1)	04:01			
	03:45			FOUL by Leyhue, Emerson (P1T1)
	03:45			TURNOVR by Leyhue, Emerson
	03:45			SUB IN : Alexander, Kylee
	03:45			SUB OUT: Barr, Angelina
TURNOVR by Crowder, Anna	03:06			
REBOUND (DEF) by Wade, Ansley	02:52			MISSED 3 PTR by Harrison, Jada
MISSED 3 PTR by Powell, Jaci	02:29			REBOUND (DEF) by (TEAM)
	02:16			MISSED 3 PTR by Alexander, Kylee
	02:16			REBOUND (OFF) by Gordon, Abby
	02:08			MISSED 3 PTR by Harrison, Jada
	02:08			REBOUND (OFF) by Leyhue, Emerson
REBOUND (DEF) by Powell, Jaci	01:51			MISSED 3 PTR by Alexander, Kylee
GOOD! LAYUP by Stone, Jacelyn [PNT]	01:39	10-3	H 7	
REBOUND (DEF) by Powell, Jaci	01:13			MISSED 3 PTR by Harrison, Jada
TURNOVR by Wade, Ansley	00:58			
	00:57			STEAL by Alexander, Kylee
REBOUND (DEF) by Crowder, Anna	00:03			MISSED LAYUP by Alexander, Kylee

Meigs Co. 10, Westview 3

1st period-only	In Paint	Off T/O	2nd Chance	Fast Break	Bench	
Westview	0	0	0	0	0	Score tied - 1 time.
Meigs Co.	2	0	0	0	0	Lead changed - 1 time.

Westview vs Meigs Co.
3/10/21 7:00 PM at Murfreesboro, TN (Murphy Center)
2nd PERIOD Play-by-Play (Page 1)

HOME TEAM: Meigs Co.	Time	Score	Margin	VISITORS: Westview
SUB IN : Lawson, Talley	08:00			SUB IN : Alexander, Kylee
SUB IN : Hennessee, Cayden	08:00			SUB OUT: Barr, Angelina
SUB OUT: Wade, Ansley	08:00			
SUB OUT: Powell, Jaci	08:00			
TURNOVR by Lawson, Talley	07:46			
	07:45			STEAL by Harrison, Jada
	07:41			TURNOVR by Harrison, Jada
STEAL by Lawson, Talley	07:40			
TURNOVR by Lawson, Talley	07:37			
	07:36			STEAL by Harrison, Jada
REBOUND (DEF) by Crowder, Ella	07:27			MISSED 3 PTR by Leyhue, Avery
MISSED JUMPER by Stone, Jacelyn	07:15			REBOUND (DEF) by Gordon, Abby
	06:50	10-5	H 5	GOOD! LAYUP by Leyhue, Emerson [PNT]
	06:50			ASSIST by Alexander, Kylee
MISSED 3 PTR by Stone, Jacelyn	06:30			REBOUND (DEF) by Leyhue, Emerson
REBOUND (DEF) by Stone, Jacelyn	06:15			MISSED 3 PTR by Leyhue, Avery
GOOD! LAYUP by Stone, Jacelyn [PNT]	06:06	12-5	H 7	
REBOUND (DEF) by Hennessee, Cayden	05:50			MISSED JUMPER by Harrison, Jada
TURNOVR by Stone, Jacelyn	05:43			
	05:42			STEAL by Gordon, Abby
	05:39			TURNOVR by Gordon, Abby
SUB IN : Powell, Jaci	05:39			SUB IN : Barr, Angelina
SUB IN : Wade, Ansley	05:39			SUB OUT: Leyhue, Emerson
SUB OUT: Hennessee, Cayden	05:39			
SUB OUT: Crowder, Anna	05:39			
MISSED 3 PTR by Lawson, Talley	04:41			REBOUND (DEF) by Alexander, Kylee
FOUL by Powell, Jaci (P1T2)	04:36			
SUB IN : Crowder, Anna	04:36			SUB IN : Sheffield, Caitlyn
SUB OUT: Crowder, Ella	04:36			SUB OUT: Gordon, Abby
	04:31	12-7	H 5	GOOD! LAYUP by Barr, Angelina [FB/PNT]
	04:31			ASSIST by Sheffield, Caitlyn
GOOD! 3 PTR by Wade, Ansley	04:12	15-7	H 8	
ASSIST by Crowder, Anna	04:12			
FOUL by Stone, Jacelyn (P2T3)	04:01			
SUB IN : Crowder, Ella	04:01			
SUB OUT: Lawson, Talley	04:01			
	03:46			TURNOVR by Leyhue, Avery
	03:45			SUB IN : Leyhue, Emerson
	03:45			SUB OUT: Leyhue, Avery
TURNOVR by Powell, Jaci	03:27			
	03:14	15-10	H 5	GOOD! 3 PTR by Sheffield, Caitlyn
	03:14			ASSIST by Leyhue, Emerson
GOOD! FT SHOT by Crowder, Anna	02:46	16-10	H 6	FOUL by Leyhue, Emerson (P2T2)
MISSED FT SHOT by Crowder, Anna	02:46			REBOUND (DEF) by Sheffield, Caitlyn
	02:46			SUB IN : Leyhue, Avery
	02:46			SUB OUT: Leyhue, Emerson
REBOUND (DEF) by Crowder, Anna	02:35			MISSED 3 PTR by Harrison, Jada
MISSED JUMPER by Stone, Jacelyn	02:04			REBOUND (DEF) by Harrison, Jada
	01:54	16-12	H 4	GOOD! LAYUP by Barr, Angelina [FB/PNT]
	01:54			ASSIST by Harrison, Jada
TURNOVR by Crowder, Anna	01:35			
SUB IN : Lawson, Talley	01:35			
SUB OUT: Crowder, Anna	01:35			
	01:01	16-15	H 1	GOOD! 3 PTR by Leyhue, Avery
	01:01			ASSIST by Sheffield, Caitlyn
GOOD! FT SHOT by Stone, Jacelyn	00:13	17-15	H 2	FOUL by Barr, Angelina (P1T3)
MISSED FT SHOT by Stone, Jacelyn	00:13			REBOUND (DEF) by Leyhue, Avery
REBOUND (DEF) by Powell, Jaci	00:05			MISSED 3 PTR by Alexander, Kylee

Westview vs Meigs Co.
3/10/21 7:00 PM at Murfreesboro, TN (Murphy Center)
2nd PERIOD Play-by-Play (Page 2)

HOME TEAM: Meigs Co.	Time	Score	Margin	VISITORS: Westview

Meigs Co. 17, Westview 15

2nd period-only	In Paint	Off T/O	2nd Chance	Fast Break	Bench	
Westview	6	6	0	4	3	Score tied - 0 times.
Meigs Co.	2	0	0	0	0	Lead changed - 0 times.

Westview vs Meigs Co.
3/10/21 7:00 PM at Murfreesboro, TN (Murphy Center)
3rd PERIOD Play-by-Play (Page 1)

HOME TEAM: Meigs Co.	Time	Score	Margin	VISITORS: Westview
	07:48	17-17	T 2	GOOD! LAYUP by Harrison, Jada [PNT]
	07:48			ASSIST by Gordon, Abby
MISSED JUMPER by Crowder, Anna	07:25			BLOCK by Barr, Angelina
REBOUND (OFF) by Crowder, Anna	07:23			
MISSED LAYUP by Crowder, Anna	07:20			REBOUND (DEF) by Barr, Angelina
	07:09			MISSED LAYUP by Harrison, Jada
	07:09			REBOUND (OFF) by Barr, Angelina
	06:47			MISSED 3 PTR by Harrison, Jada
	06:47			REBOUND (OFF) by Leyhue, Avery
	06:19			MISSED 3 PTR by Harrison, Jada
	06:19			REBOUND (OFF) by (TEAM)
FOUL by Wade, Ansley (P1T1)	06:03	17-18	V 1	GOOD! FT SHOT by Harrison, Jada
	06:03	17-19	V 2	GOOD! FT SHOT by Harrison, Jada
MISSED LAYUP by Crowder, Ella	05:45			REBOUND (DEF) by Leyhue, Avery
	05:13	17-21	V 4	GOOD! LAYUP by Leyhue, Emerson [PNT]
MISSED 3 PTR by Powell, Jaci	05:06			
REBOUND (OFF) by Wade, Ansley	05:06			
MISSED 3 PTR by Stone, Jacelyn	05:01			REBOUND (DEF) by Barr, Angelina
	04:43	17-24	V 7	GOOD! 3 PTR by Leyhue, Emerson
	04:43			ASSIST by Harrison, Jada
TIMEOUT TEAM	04:38			
GOOD! JUMPER by Wade, Ansley [PNT]	03:54	19-24	V 5	
	03:38	19-27	V 8	GOOD! 3 PTR by Gordon, Abby
	03:38			ASSIST by Leyhue, Emerson
	03:10			SUB IN : Alexander, Kylee
	03:10			SUB OUT: Barr, Angelina
TURNOVR by Wade, Ansley	02:54			
	02:24	19-29	V 10	GOOD! JUMPER by Leyhue, Emerson [PNT]
TURNOVR by Wade, Ansley	02:04			
	02:03			STEAL by Gordon, Abby
FOUL by Wade, Ansley (P2T2)	02:01			
REBOUND (DEF) by Crowder, Anna	01:44			MISSED 3 PTR by Alexander, Kylee
MISSED LAYUP by Stone, Jacelyn	01:19			REBOUND (DEF) by Leyhue, Avery
REBOUND (DEF) by Crowder, Anna	01:06			MISSED 3 PTR by Leyhue, Avery
MISSED 3 PTR by Stone, Jacelyn	00:48			REBOUND (DEF) by Harrison, Jada
	00:33			FOUL by Harrison, Jada (P1T1)
	00:33			TURNOVR by Harrison, Jada
TURNOVR by Powell, Jaci	00:04			
BLOCK by Stone, Jacelyn	00:00			MISSED 3 PTR by Leyhue, Emerson
REBOUND (DEF) by (DEADBALL)	00:00			

Westview 29, Meigs Co. 19

3rd period-only	In Paint	Off T/O	2nd Chance	Fast Break	Bench	
Westview	6	2	2	0	0	Score tied - 1 time.
Meigs Co.	2	0	0	0	0	Lead changed - 1 time.

Westview vs Meigs Co.
3/10/21 7:00 PM at Murfreesboro, TN (Murphy Center)
4th PERIOD Play-by-Play (Page 1)

HOME TEAM: Meigs Co.	Time	Score	Margin	VISITORS: Westview
	08:00			SUB IN : Alexander, Kylee
	08:00			SUB OUT: Barr, Angelina
STEAL by Wade, Ansley	07:47			TURNOVR by Gordon, Abby
	07:47			SUB IN : Barr, Angelina
	07:47			SUB OUT: Alexander, Kylee
MISSED 3 PTR by Crowder, Anna	07:25			REBOUND (DEF) by Barr, Angelina
	06:52			TIMEOUT 30sec
REBOUND (DEF) by Wade, Ansley	06:47			MISSED JUMPER by Barr, Angelina
GOOD! LAYUP by Crowder, Anna [PNT]	06:17	21-29	V 8	
ASSIST by Stone, Jacelyn	06:17			
BLOCK by Crowder, Ella	05:49			MISSED JUMPER by Leyhue, Emerson
	05:49			REBOUND (OFF) by (TEAM)
	05:47			MISSED JUMPER by Harrison, Jada
	05:47			REBOUND (OFF) by Harrison, Jada
	05:43			MISSED 3 PTR by Leyhue, Avery
	05:43			REBOUND (OFF) by Gordon, Abby
	05:31			MISSED JUMPER by Harrison, Jada
	05:31			REBOUND (OFF) by Barr, Angelina
	05:25	21-31	V 10	GOOD! LAYUP by Barr, Angelina [PNT]
GOOD! FT SHOT by Wade, Ansley	04:49	22-31	V 9	FOUL by Barr, Angelina (P2T2)
GOOD! FT SHOT by Wade, Ansley	04:49	23-31	V 8	
FOUL by Stone, Jacelyn (P3T3)	04:16			
TIMEOUT TEAM	04:16			
	04:16			SUB IN : Alexander, Kylee
	04:16			SUB OUT: Barr, Angelina
	04:15	23-34	V 11	GOOD! 3 PTR by Harrison, Jada
	04:15			ASSIST by Gordon, Abby
GOOD! 3 PTR by Powell, Jaci	04:06	26-34	V 8	
ASSIST by Stone, Jacelyn	04:06			
REBOUND (DEF) by Powell, Jaci	03:54			MISSED 3 PTR by Alexander, Kylee
MISSED 3 PTR by Wade, Ansley	03:42			
REBOUND (OFF) by Crowder, Anna	03:42			
MISSED JUMPER by Crowder, Anna	03:37			
REBOUND (OFF) by Crowder, Anna	03:37			
GOOD! LAYUP by Crowder, Anna [PNT]	03:31	28-34	V 6	
FOUL by Crowder, Anna (P1T4)	03:07			
	03:07			SUB IN : Barr, Angelina
	03:07			SUB OUT: Alexander, Kylee
	03:06	28-37	V 9	GOOD! 3 PTR by Leyhue, Avery
	03:06			ASSIST by Gordon, Abby
MISSED JUMPER by Crowder, Anna	02:33			REBOUND (DEF) by (TEAM)
	02:29			TIMEOUT 30sec
	02:12			FOUL by Harrison, Jada (P2T3)
	02:12			TURNOVR by Harrison, Jada
TURNOVR by Wade, Ansley	02:00			
	01:59			STEAL by Harrison, Jada
	01:42	28-39	V 11	GOOD! LAYUP by Barr, Angelina [PNT]
	01:42			ASSIST by Harrison, Jada
TURNOVR by Crowder, Ella	01:24			
	01:03			SUB IN : Alexander, Kylee
	01:03			SUB OUT: Barr, Angelina
	00:49			TURNOVR by Alexander, Kylee
STEAL by Wade, Ansley	00:47			
GOOD! LAYUP by Wade, Ansley [FB/PNT]	00:46	30-39	V 9	
FOUL by Crowder, Ella (P1T5)	00:22			
TIMEOUT TEAM	00:22			
FOUL by Wade, Ansley (P3T6)	00:22			
	00:21			FOUL by Alexander, Kylee (P1T4)
	00:21			TURNOVR by Alexander, Kylee
	00:21			SUB IN : Barr, Angelina
	00:21			SUB OUT: Alexander, Kylee
MISSED JUMPER by Stone, Jacelyn	00:12			

Westview vs Meigs Co.
3/10/21 7:00 PM at Murfreesboro, TN (Murphy Center)
4th PERIOD Play-by-Play (Page 2)

HOME TEAM: Meigs Co.	Time	Score	Margin	VISITORS: Westview
	00:12			REBOUND (DEF) by Harrison, Jada
FOUL by Powell, Jaci (P2T7)	00:04	30-40	V 10	GOOD! FT SHOT by Harrison, Jada
	00:04	30-41	V 11	GOOD! FT SHOT by Harrison, Jada
MISSED 3 PTR by Stone, Jacelyn	00:00			REBOUND (DEF) by Leyhue, Avery

Westview 41, Meigs Co. 30

4th period-only	In Paint	Off T/O	2nd Chance	Fast Break	Bench	
Westview	4	2	2	0	0	Score tied - 0 times.
Meigs Co.	6	2	2	2	0	Lead changed - 0 times.

Official Basketball Box Score -- Thru 1st Period
Westview vs Meigs Co.
3/10/21 7:00 PM at Murfreesboro, TN (Murphy Center)

Westview 3 • 27-1

##	Player		Total FG-FGA	3-Ptr FG-FGA	FT-FTA	Rebounds Off	Def	Tot	PF	TP	A	TO	Blk	Stl	Min
12	Gordon, Abby	*	0-0	0-0	0-0	1	0	1	0	0	0	0	0	0	8
34	Harrison, Jada	*	0-4	0-4	0-0	0	0	0	0	0	1	1	0	0	8
35	Leyhue, Avery	*	1-2	1-2	0-0	0	0	0	0	3	0	0	0	0	8
40	Leyhue, Emerson	*	0-1	0-0	0-0	1	1	2	1	0	0	1	0	1	8
42	Barr, Angelina	*	0-0	0-0	0-0	0	0	0	0	0	0	0	0	0	4
15	Alexander, Kylee		0-3	0-2	0-0	0	0	0	0	0	0	0	0	1	3
	Team					0	1	1							
	Totals		1-10	1-8	0-0	2	2	4	1	3	1	2	0	2	-

1st - FG %:	1-10	10.0%	Game: 1-10	10.0%
3FG %:	1-8	12.5%	1-8	12.5%
FT %:	0-0	0.0%	0-0	0.0%

Deadball Rebounds
0

Meigs Co. 10 • 21-5

##	Player		Total FG-FGA	3-Ptr FG-FGA	FT-FTA	Rebounds Off	Def	Tot	PF	TP	A	TO	Blk	Stl	Min
01	Crowder, Anna	*	0-0	0-0	0-0	0	2	2	0	0	0	1	0	0	8
04	Stone, Jacelyn	*	2-3	0-1	0-0	0	0	0	1	4	1	0	0	0	8
10	Powell, Jaci	*	1-2	1-2	0-0	0	4	4	0	3	1	0	0	0	8
15	Wade, Ansley	*	0-0	0-0	0-0	0	1	1	0	0	0	2	0	0	8
25	Crowder, Ella	*	1-1	1-1	0-0	0	0	0	0	3	0	0	0	0	8
	Team					0	0	0							
	Totals		4-6	2-4	0-0	0	7	7	1	10	2	3	0	0	-

1st - FG %:	4-6	66.7%	Game: 4-6	66.7%
3FG %:	2-4	50.0%	2-4	50.0%
FT %:	0-0	0.0%	0-0	0.0%

Deadball Rebounds
0

Officials:
Technical fouls: Westview-None. Meigs Co.-None.
Attendance:

Score by periods	1st	2nd	3rd	4th	Total
Westview	3	0	0	0	3
Meigs Co.	10	0	0	0	10

Points	In Paint	Off T/O	2nd Chance	Fast Break	Bench
WESTVI	0	0	0	0	0
MEIGS	2	0	0	0	0

Last FG - WESTVIEW 1st-07:39, MEIGS 1st-01:39.
Largest lead - WESTVIEW by 3 1st-07:39, MEIGS by 7 1st-01:39.
WESTVIEW led for 01:28. MEIGS led for 29:16. Game was tied for -6:-44.

Score tied - 1 time.
Lead changed - 1 time.

Official Basketball Box Score -- Thru 2nd Period
Westview vs Meigs Co.
3/10/21 7:00 PM at Murfreesboro, TN (Murphy Center)

Westview 15 • 27-1

			Total	3-Ptr		Rebounds									
##	Player		FG-FGA	FG-FGA	FT-FTA	Off	Def	Tot	PF	TP	A	TO	Blk	Stl	Min
12	Gordon, Abby	*	0-0	0-0	0-0	1	1	2	0	0	0	1	0	1	11
34	Harrison, Jada	*	0-6	0-5	0-0	0	1	1	0	0	2	2	0	2	16
35	Leyhue, Avery	*	2-5	2-5	0-0	0	1	1	0	6	0	1	0	0	15
40	Leyhue, Emerson	*	1-2	0-0	0-0	1	2	3	2	2	1	1	0	1	11
42	Barr, Angelina	*	2-2	0-0	0-0	0	0	0	1	4	0	0	0	0	9
14	Sheffield, Caitlyn		1-1	1-1	0-0	0	1	1	0	3	2	0	0	0	4
15	Alexander, Kylee		0-4	0-3	0-0	0	1	1	0	0	1	0	0	1	11
	Team					0	1	1							
	Totals		6-20	3-14	0-0	2	8	10	3	15	6	5	0	5	-

1st - FG %:	1-10	10.0%	2nd:	5-10	50.0%	Game:	6-20	30.0%
3FG %:	1-8	12.5%		2-6	33.3%		3-14	21.4%
FT %:	0-0	0.0%		0-0	0.0%		0-0	0.0%

Deadball Rebounds
0

Meigs Co. 17 • 21-5

			Total	3-Ptr		Rebounds									
##	Player		FG-FGA	FG-FGA	FT-FTA	Off	Def	Tot	PF	TP	A	TO	Blk	Stl	Min
01	Crowder, Anna	*	0-0	0-0	1-2	0	3	3	0	1	1	2	0	0	13
04	Stone, Jacelyn	*	3-7	0-2	1-2	0	1	1	2	7	1	1	0	0	16
10	Powell, Jaci	*	1-2	1-2	0-0	0	5	5	1	3	1	1	0	0	13
15	Wade, Ansley	*	1-1	1-1	0-0	0	1	1	0	3	0	2	0	0	13
25	Crowder, Ella	*	1-1	1-1	0-0	0	1	1	0	3	0	0	0	0	15
02	Lawson, Talley		0-1	0-1	0-0	0	0	0	0	0	0	2	0	1	5
13	Hennessee, Cayden		0-0	0-0	0-0	0	1	1	0	0	0	0	0	0	2
	Team					0	0	0							
	Totals		6-12	3-7	2-4	0	12	12	3	17	3	8	0	1	-

1st - FG %:	4-6	66.7%	2nd:	2-6	33.3%	Game:	6-12	50.0%
3FG %:	2-4	50.0%		1-3	33.3%		3-7	42.9%
FT %:	0-0	0.0%		2-4	50.0%		2-4	50.0%

Deadball Rebounds
0

Officials:
Technical fouls: Westview-None. Meigs Co.-None.
Attendance:

Score by periods	1st	2nd	3rd	4th	Total
Westview	3	12	0	0	15
Meigs Co.	10	7	0	0	17

Points	In Paint	Off T/O	2nd Chance	Fast Break	Bench
WESTVI	6	6	0	4	3
MEIGS	4	0	0	0	0

Last FG - WESTVIEW 2nd-01:01, MEIGS 2nd-04:12.
Largest lead - WESTVIEW by 3 1st-07:39, MEIGS by 8 2nd-04:12.
WESTVIEW led for 01:28. MEIGS led for 29:16. Game was tied for -6:-44.

Score tied - 1 time.
Lead changed - 1 time.

Official Basketball Box Score -- Thru 3rd Period
Westview vs Meigs Co.
3/10/21 7:00 PM at Murfreesboro, TN (Murphy Center)

Westview 29 • 27-1

##	Player		Total FG-FGA	3-Ptr FG-FGA	FT-FTA	Rebounds Off	Def	Tot	PF	TP	A	TO	Blk	Stl	Min
12	Gordon, Abby	*	1-1	1-1	0-0	1	1	2	0	3	1	1	0	2	19
34	Harrison, Jada	*	1-10	0-7	2-2	0	2	2	1	4	3	3	0	2	24
35	Leyhue, Avery	*	2-6	2-6	0-0	1	3	4	0	6	0	1	0	0	23
40	Leyhue, Emerson	*	4-6	1-2	0-0	1	2	3	2	9	2	1	0	1	19
42	Barr, Angelina	*	2-2	0-0	0-0	1	2	3	1	4	0	0	1	0	14
14	Sheffield, Caitlyn		1-1	1-1	0-0	0	1	1	0	3	2	0	0	0	4
15	Alexander, Kylee		0-5	0-4	0-0	0	1	1	0	0	1	0	0	1	14
	Team					1	1	2							
	Totals		11-31	5-21	2-2	5	13	18	4	29	9	6	1	6	-

	1st		2nd		3rd		Game		Deadball Rebounds
FG %:	1-10	10.0%	5-10	50.0%	5-11	45.5%	11-31	35.5%	0
3FG %:	1-8	12.5%	2-6	33.3%	2-7	28.6%	5-21	23.8%	
FT %:	0-0	0.0%	0-0	0.0%	2-2	100.0%	2-2	100.0%	

Meigs Co. 19 • 21-5

##	Player		Total FG-FGA	3-Ptr FG-FGA	FT-FTA	Rebounds Off	Def	Tot	PF	TP	A	TO	Blk	Stl	Min
01	Crowder, Anna	*	0-2	0-0	1-2	1	5	6	0	1	1	2	0	0	21
04	Stone, Jacelyn	*	3-10	0-4	1-2	0	1	1	2	7	1	1	1	0	24
10	Powell, Jaci	*	1-3	1-3	0-0	0	5	5	1	3	1	2	0	0	21
15	Wade, Ansley	*	2-2	1-1	0-0	1	1	2	2	5	0	4	0	0	21
25	Crowder, Ella	*	1-2	1-1	0-0	0	1	1	0	3	0	0	0	0	23
02	Lawson, Talley		0-1	0-1	0-0	0	0	0	0	0	0	2	0	1	5
13	Hennessee, Cayden		0-0	0-0	0-0	0	1	1	0	0	0	0	0	0	2
	Team					0	1	1							
	Totals		7-20	3-10	2-4	2	15	17	5	19	3	11	1	1	-

	1st		2nd		3rd		Game		Deadball Rebounds
FG %:	4-6	66.7%	2-6	33.3%	1-8	12.5%	7-20	35.0%	0,1
3FG %:	2-4	50.0%	1-3	33.3%	0-3	0.0%	3-10	30.0%	
FT %:	0-0	0.0%	2-4	50.0%	0-0	0.0%	2-4	50.0%	

Officials:
Technical fouls: Westview-None. Meigs Co.-None.
Attendance:

Score by periods	1st	2nd	3rd	4th	Total
Westview	3	12	14	0	29
Meigs Co.	10	7	2	0	19

Points	In Paint	Off T/O	2nd Chance	Fast Break	Bench
WESTVI	12	8	2	4	3
MEIGS	6	0	0	0	0

Last FG - WESTVIEW 3rd-02:24, MEIGS 3rd-03:54.
Largest lead - WESTVIEW by 10 3rd-02:24, MEIGS by 8 2nd-04:12.
WESTVIEW led for 15:31. MEIGS led for 13:28. Game was tied for -4:-59.

Score tied - 2 times.
Lead changed - 2 times.

2014 Class A State Girls' Basketball Tournament

March 5 - March 8, 2014 · Middle Tennessee State University - Murfreesboro



Official Basketball Box Score
Meigs County vs Clarkrange
03/06/14 11:30am at Murphy Center (Murfreesboro, Tenn.)

VISITORS: Meigs County 31-4

##	Player Name		TOT-FG FG-FGA	3-PT FG-FGA	FT-FTA	REBOUNDS OF	DE	TOT	PF	TP	A	TO	BLK	S	MIN
03	Boggess, Taylor.....	*	3-9	2-5	2-4	0	1	1	2	10	1	6	0	1	32
04	Swafford,Emileigh...	*	5-11	1-4	19-21	0	7	7	2	30	0	4	2	3	32
13	Kilpatrick, Brandi..	*	4-6	0-0	10-10	3	3	6	5	18	1	0	0	0	32
21	Hampton, Madison....	*	1-3	0-1	3-6	0	2	2	2	5	2	3	0	1	32
23	Davis, Angel.....	*	2-4	0-0	0-0	1	3	4	3	4	2	3	0	3	27
11	Lewis, Megan.....		0-0	0-0	0-0	0	0	0	0	0	0	0	0	0	2
25	Crowder, Alyson.....		0-0	0-0	0-0	0	0	0	1	0	0	0	0	0	3
	TEAM.....					1	1	2				1			
	Totals.....		15-33	3-10	34-41	5	17	22	15	67	6	17	2	8	160

TOTAL FG% 1st Half: 10-17 58.8% 2nd Half: 5-16 31.3% Game: 45.5% DEADB
3-Pt. FG% 1st Half: 1-4 25.0% 2nd Half: 2-6 33.3% Game: 30.0% REBS
F Throw % 1st Half: 14-15 93.3% 2nd Half: 20-26 76.9% Game: 82.9% 4

HOME TEAM: Clarkrange 32-3

##	Player Name		TOT-FG FG-FGA	3-PT FG-FGA	FT-FTA	REBOUNDS OF	DE	TOT	PF	TP	A	TO	BLK	S	MIN
03	Shaver, Cheyenne....	*	4-10	1-6	0-0	2	3	5	5	9	0	1	0	2	25
31	Smith, Lexi.....	*	1-4	1-3	0-0	1	1	2	4	3	1	3	0	3	32
34	Dailey, Tesia.....	*	1-4	0-2	0-0	3	1	4	5	2	9	7	0	1	30
41	Meadows, Kara.....	*	8-15	0-2	6-7	5	4	9	4	22	0	3	0	1	28
54	Cooper, Britanny....	*	8-22	1-7	7-10	7	7	14	3	24	1	3	0	0	32
01	Stephens, Brianna...		0-0	0-0	0-0	0	0	0	0	0	0	0	0	0	1
10	Ruden, Faith Van....		1-2	1-1	2-2	1	0	1	5	5	2	0	0	3	9
15	Edwards, Britanny...		0-0	0-0	0-0	1	0	1	1	0	0	0	0	0	3
	TEAM.....														
	Totals.....		23-57	4-21	15-19	20	16	36	27	65	13	17	0	10	160

TOTAL FG% 1st Half: 11-30 36.7% 2nd Half: 12-27 44.4% Game: 40.4% DEADB
3-Pt. FG% 1st Half: 1-8 12.5% 2nd Half: 3-13 23.1% Game: 19.0% REBS
F Throw % 1st Half: 7-8 87.5% 2nd Half: 8-11 72.7% Game: 78.9% 1

Officials: Jeff Little, Rodney Lawary, Kenneth Blue
Technical fouls: Meigs County-None. Clarkrange-Dailey, Tesia.
Attendance:

Score by Periods	1st	2nd	3rd	4th		Total
Meigs County.....	21	14	13	19	-	67
Clarkrange.....	13	17	10	25	-	65

Play-by-Play
Meigs County vs Clarkrange
03/06/14 11:30am at Murphy Center (Murfreesboro, Tenn.)

1st PERIOD Play-by-Play (Page 1)

HOME TEAM: Clarkrange	TIME	SCORE	MAR	VISITORS: Meigs County
GOOD! FT SHOT by Cooper, Britanny	07:49	1-0	H 1	FOUL by Davis, Angel (P1T1)
GOOD! FT SHOT by Cooper, Britanny	07:49	2-0	H 2	
STEAL by Shaver, Cheyenne	07:45			TURNOVR by Boggess, Taylor
MISSED 3 PTR by Shaver, Cheyenne	07:34			REBOUND (DEF) by Swafford,Emileigh
REBOUND (DEF) by Cooper, Britanny	07:27			MISSED JUMPER by Boggess, Taylor
TURNOVR by Cooper, Britanny	07:21			
	07:20			STEAL by Davis, Angel
	07:18	2-2	T 1	GOOD! LAYUP by Davis, Angel [PNT]
MISSED 3 PTR by Shaver, Cheyenne	06:59			REBOUND (DEF) by Davis, Angel
	06:45	2-5	V 3	GOOD! 3 PTR by Boggess, Taylor
	06:45			ASSIST by Kilpatrick, Brandi
GOOD! JUMPER by Meadows, Kara	06:11	4-5	V 1	
ASSIST by Dailey, Tesia	06:11			
	06:03			TURNOVR by Davis, Angel
MISSED 3 PTR by Cooper, Britanny	05:57			REBOUND (DEF) by Swafford,Emileigh
	05:51	4-7	V 3	GOOD! JUMPER by Swafford,Emileigh [PNT]
MISSED JUMPER by Cooper, Britanny	05:34			
REBOUND (OFF) by Meadows, Kara	05:34			
MISSED JUMPER by Meadows, Kara	05:29			REBOUND (DEF) by Swafford,Emileigh
	05:24			TURNOVR by Swafford,Emileigh
TIMEOUT 30sec	05:17			
GOOD! JUMPER by Meadows, Kara [PNT]	05:06	6-7	V 1	
	04:50			TURNOVR by Boggess, Taylor
STEAL by Smith, Lexi	04:48			
MISSED JUMPER by Meadows, Kara	04:35			
REBOUND (OFF) by Cooper, Britanny	04:35			
MISSED JUMPER by Cooper, Britanny	04:32			
REBOUND (OFF) by Shaver, Cheyenne	04:32			
GOOD! JUMPER by Shaver, Cheyenne [PNT]	04:29	8-7	H 1	
REBOUND (DEF) by Dailey, Tesia	04:18			MISSED JUMPER by Davis, Angel
FOUL by Smith, Lexi (P1T1)	03:58			
TURNOVR by Smith, Lexi	03:58			
FOUL by Cooper, Britanny (P1T2)	03:50	8-8	T 2	GOOD! FT SHOT by Swafford,Emileigh
	03:50	8-9	V 1	GOOD! FT SHOT by Swafford,Emileigh
GOOD! JUMPER by Cooper, Britanny [PNT]	03:36	10-9	H 1	
ASSIST by Dailey, Tesia	03:36			
	03:13	10-11	V 1	GOOD! JUMPER by Boggess, Taylor [PNT]
FOUL by Meadows, Kara (P1T3)	02:48			
TURNOVR by Meadows, Kara	02:48			
	02:48			SUB IN : Crowder, Alyson
	02:48			SUB OUT: Davis, Angel
REBOUND (DEF) by Shaver, Cheyenne	02:39			MISSED 3 PTR by Swafford,Emileigh
TURNOVR by Meadows, Kara	02:29			
	02:27			STEAL by Boggess, Taylor
FOUL by Meadows, Kara (P2T4)	02:08	10-12	V 2	GOOD! FT SHOT by Kilpatrick, Brandi
	02:08	10-13	V 3	GOOD! FT SHOT by Kilpatrick, Brandi
SUB IN : Ruden, Faith Van	02:08			
SUB OUT: Meadows, Kara	02:08			
	02:01			FOUL by Crowder, Alyson (P1T2)
	02:01			SUB IN : Lewis, Megan
	02:01			SUB OUT: Crowder, Alyson
TURNOVR by Smith, Lexi	02:00			
	01:58			STEAL by Swafford,Emileigh
	01:47			MISSED 3 PTR by Boggess, Taylor
	01:47			REBOUND (OFF) by Kilpatrick, Brandi
FOUL by Shaver, Cheyenne (P1T5)	01:46	10-14	V 4	GOOD! FT SHOT by Kilpatrick, Brandi
	01:46	10-15	V 5	GOOD! FT SHOT by Kilpatrick, Brandi
GOOD! FT SHOT by Cooper, Britanny	01:28	11-15	V 4	FOUL by Hampton, Madison (P1T3)
MISSED FT SHOT by Cooper, Britanny	01:28			REBOUND (DEF) by Kilpatrick, Brandi
	01:22	11-17	V 6	GOOD! JUMPER by Swafford,Emileigh [PNT]
FOUL by Ruden, Faith Van (P1T6)	01:22			MISSED FT SHOT by Swafford,Emileigh
REBOUND (DEF) by Shaver, Cheyenne	01:22			
FOUL by Cooper, Britanny (P2T7)	01:05			
TURNOVR by Cooper, Britanny	01:05			
FOUL by Dailey, Tesia (P1T8)	00:52	11-18	V 7	GOOD! FT SHOT by Swafford,Emileigh
	00:52	11-19	V 8	GOOD! FT SHOT by Swafford,Emileigh
SUB IN : Meadows, Kara	00:52			SUB IN : Davis, Angel
SUB OUT: Ruden, Faith Van	00:52			SUB OUT: Lewis, Megan
GOOD! JUMPER by Cooper, Britanny [PNT]	00:32	13-19	V 6	

00:08 13-21 V 8 GOOD! JUMPER by Hampton, Madison [PNT]

Meigs County 21, Clarkrange 13

2nd PERIOD Play-by-Play (Page 1)

HOME TEAM: Clarkrange	TIME	SCORE	MAR	VISITORS: Meigs County
	07:48			TURNOVR by Swafford,Emileigh
MISSED 3 PTR by Smith, Lexi	07:25			
REBOUND (OFF) by Cooper, Britanny	07:25			
MISSED JUMPER by Cooper, Britanny	07:22			REBOUND (DEF) by Swafford,Emileigh
REBOUND (DEF) by Cooper, Britanny	07:03			MISSED JUMPER by Boggess, Taylor
TURNOVR by Dailey, Tesia	06:58			
	06:43			FOUL by Boggess, Taylor (P1T4)
	06:43			TURNOVR by Boggess, Taylor
MISSED 3 PTR by Cooper, Britanny	06:28			
REBOUND (OFF) by Dailey, Tesia	06:28			
GOOD! JUMPER by Shaver, Cheyenne [PNT]	06:24	15-21	V 6	
ASSIST by Dailey, Tesia	06:24			
	06:18	15-23	V 8	GOOD! JUMPER by Kilpatrick, Brandi
	06:18			ASSIST by Davis, Angel
TURNOVR by Smith, Lexi	05:51			
	05:50			STEAL by Davis, Angel
	05:40	15-25	V 10	GOOD! JUMPER by Kilpatrick, Brandi [PNT]
TIMEOUT TEAM	05:26			
MISSED JUMPER by Meadows, Kara	05:11			REBOUND (DEF) by Kilpatrick, Brandi
	04:58	15-27	V 12	GOOD! JUMPER by Kilpatrick, Brandi
	04:58			ASSIST by Boggess, Taylor
MISSED JUMPER by Cooper, Britanny	04:36			
REBOUND (OFF) by Meadows, Kara	04:36			
GOOD! JUMPER by Meadows, Kara [PNT]	04:33	17-27	V 10	
FOUL by Meadows, Kara (P3T9)	04:17	17-28	V 11	GOOD! FT SHOT by Kilpatrick, Brandi
	04:17	17-29	V 12	GOOD! FT SHOT by Kilpatrick, Brandi
MISSED JUMPER by Meadows, Kara	03:52			
REBOUND (OFF) by Cooper, Britanny	03:52			
MISSED JUMPER by Cooper, Britanny	03:51			BLOCK by Swafford,Emileigh
REBOUND (OFF) by Meadows, Kara	03:50			
GOOD! FT SHOT by Meadows, Kara	03:49	18-29	V 11	FOUL by Boggess, Taylor (P2T5)
GOOD! FT SHOT by Meadows, Kara	03:49	19-29	V 10	
	03:40			TURNOVR by Hampton, Madison
STEAL by Smith, Lexi	03:39			
MISSED JUMPER by Meadows, Kara	03:30			
REBOUND (OFF) by Cooper, Britanny	03:30			
GOOD! FT SHOT by Cooper, Britanny	03:28	20-29	V 9	FOUL by Kilpatrick, Brandi (P1T6)
GOOD! FT SHOT by Cooper, Britanny	03:28	21-29	V 8	
	03:28			SUB IN : Crowder, Alyson
	03:28			SUB OUT: Davis, Angel
REBOUND (DEF) by Cooper, Britanny	03:13			MISSED JUMPER by Swafford,Emileigh
MISSED 3 PTR by Meadows, Kara	02:59			REBOUND (DEF) by Swafford,Emileigh
FOUL by Shaver, Cheyenne (P2T10)	02:49	21-30	V 9	GOOD! FT SHOT by Swafford,Emileigh
	02:49	21-31	V 10	GOOD! FT SHOT by Swafford,Emileigh
GOOD! JUMPER by Meadows, Kara [PNT]	02:37	23-31	V 8	
ASSIST by Cooper, Britanny	02:37			
REBOUND (DEF) by Meadows, Kara	02:15			MISSED 3 PTR by Boggess, Taylor
MISSED 3 PTR by Dailey, Tesia	01:55			REBOUND (DEF) by Hampton, Madison
FOUL by Cooper, Britanny (P3T11)	01:50	23-32	V 9	GOOD! FT SHOT by Kilpatrick, Brandi
	01:50	23-33	V 10	GOOD! FT SHOT by Kilpatrick, Brandi
SUB IN : Ruden, Faith Van	01:50			SUB IN : Lewis, Megan
SUB OUT: Meadows, Kara	01:50			SUB OUT: Crowder, Alyson
MISSED JUMPER by Smith, Lexi	01:35			BLOCK by Swafford,Emileigh
REBOUND (OFF) by Cooper, Britanny	01:33			
GOOD! JUMPER by Cooper, Britanny [PNT]	01:31	25-33	V 8	
	01:21	25-35	V 10	GOOD! LAYUP by Swafford,Emileigh [PNT]
GOOD! JUMPER by Cooper, Britanny [PNT]	01:05	27-35	V 8	
ASSIST by Ruden, Faith Van	01:05			
	00:44			TURNOVR by Boggess, Taylor
STEAL by Dailey, Tesia	00:43			
MISSED LAYUP by Dailey, Tesia	00:39			REBOUND (DEF) by Boggess, Taylor
	00:32			TURNOVR by Boggess, Taylor
STEAL by Ruden, Faith Van	00:31			
GOOD! 3 PTR by Shaver, Cheyenne	00:24	30-35	V 5	
ASSIST by Ruden, Faith Van	00:24			
	00:19			TURNOVR by Hampton, Madison

Meigs County 35, Clarkrange 30

3rd PERIOD Play-by-Play (Page 1)

HOME TEAM: Clarkrange	TIME	SCORE	MAR	VISITORS: Meigs County
TURNOVR by Dailey, Tesia	07:45			
REBOUND (DEF) by Cooper, Britanny	07:35			MISSED 3 PTR by Swafford,Emileigh
MISSED 3 PTR by Cooper, Britanny	07:13			REBOUND (DEF) by Kilpatrick, Brandi
REBOUND (DEF) by Meadows, Kara	07:02			MISSED JUMPER by Boggess, Taylor
GOOD! FT SHOT by Cooper, Britanny	06:41	31-35	V 4	FOUL by Davis, Angel (P2T1)
GOOD! FT SHOT by Cooper, Britanny	06:41	32-35	V 3	
	06:22			MISSED 3 PTR by Boggess, Taylor
	06:22			REBOUND (OFF) by Kilpatrick, Brandi
REBOUND (DEF) by Shaver, Cheyenne	06:18			MISSED JUMPER by Davis, Angel
GOOD! JUMPER by Meadows, Kara	05:58	34-35	V 1	
	05:42			MISSED 3 PTR by Hampton, Madison
	05:42			REBOUND (OFF) by Kilpatrick, Brandi
REBOUND (DEF) by Smith, Lexi	05:34			MISSED JUMPER by Hampton, Madison
	05:33			FOUL by Kilpatrick, Brandi (P2T2)
MISSED JUMPER by Shaver, Cheyenne	05:16			
REBOUND (OFF) by Cooper, Britanny	05:16			
GOOD! JUMPER by Cooper, Britanny	05:15	36-35	H 1	
	05:07			TIMEOUT 30sec
REBOUND (DEF) by Meadows, Kara	04:53			MISSED JUMPER by Kilpatrick, Brandi
TURNOVR by Dailey, Tesia	04:37			
	04:36			STEAL by Swafford,Emileigh
REBOUND (DEF) by Cooper, Britanny	04:31			MISSED JUMPER by Swafford,Emileigh
TURNOVR by Cooper, Britanny	04:29			
	04:28			STEAL by Hampton, Madison
	04:21	36-38	V 2	GOOD! 3 PTR by Boggess, Taylor
	04:21			ASSIST by Davis, Angel
MISSED 3 PTR by Cooper, Britanny	04:02			
REBOUND (OFF) by Dailey, Tesia	04:02			
	04:01			FOUL by Swafford,Emileigh (P1T3)
TURNOVR by Meadows, Kara	03:50			
	03:42	36-41	V 5	GOOD! 3 PTR by Swafford,Emileigh
	03:42			ASSIST by Hampton, Madison
GOOD! JUMPER by Meadows, Kara	03:23	38-41	V 3	
ASSIST by Dailey, Tesia	03:23			
REBOUND (DEF) by Cooper, Britanny	03:10			MISSED 3 PTR by Swafford,Emileigh
TURNOVR by Dailey, Tesia	03:00			
FOUL by Shaver, Cheyenne (P3T1)	02:37	38-42	V 4	GOOD! FT SHOT by Boggess, Taylor
	02:37	38-43	V 5	GOOD! FT SHOT by Boggess, Taylor
MISSED 3 PTR by Dailey, Tesia	02:19			
REBOUND (OFF) by Dailey, Tesia	02:19			
TURNOVR by Dailey, Tesia	02:15			
	02:14			STEAL by Davis, Angel
	02:13			TURNOVR by Swafford,Emileigh
SUB IN : Ruden, Faith Van	02:13			
SUB OUT: Dailey, Tesia	02:13			
MISSED 3 PTR by Shaver, Cheyenne	01:54			REBOUND (DEF) by (TEAM)
TIMEOUT TEAM	01:53			
	01:35			MISSED JUMPER by Swafford,Emileigh
	01:35			REBOUND (OFF) by (TEAM)
FOUL by Meadows, Kara (P4T2)	01:28	38-44	V 6	GOOD! FT SHOT by Swafford,Emileigh
	01:28	38-45	V 7	GOOD! FT SHOT by Swafford,Emileigh
SUB IN : Dailey, Tesia	01:28			
SUB OUT: Meadows, Kara	01:28			
MISSED JUMPER by Cooper, Britanny	01:16			
REBOUND (OFF) by Shaver, Cheyenne	01:16			
GOOD! JUMPER by Shaver, Cheyenne [PNT]	01:12	40-45	V 5	
	01:04	40-47	V 7	GOOD! JUMPER by Kilpatrick, Brandi
	01:04			ASSIST by Hampton, Madison
TURNOVR by Dailey, Tesia	00:54			
	00:53			STEAL by Swafford,Emileigh
FOUL by Dailey, Tesia (P2T3)	00:47			
FOUL by Ruden, Faith Van (P2T4)	00:28			
	00:19			TURNOVR by Boggess, Taylor
STEAL by Ruden, Faith Van	00:18			
MISSED 3 PTR by Shaver, Cheyenne	00:10			
REBOUND (OFF) by Ruden, Faith Van	00:10			
MISSED JUMPER by Ruden, Faith Van	00:06			REBOUND (DEF) by Hampton, Madison
FOUL by Shaver, Cheyenne (P4T5)	00:00			MISSED FT SHOT by Hampton, Madison
	00:00			REBOUND (OFF) by (DEADBALL)
	00:00	40-48	V 8	GOOD! FT SHOT by Hampton, Madison

Meigs County 48, Clarkrange 40

4th PERIOD Play-by-Play (Page 1)

HOME TEAM: Clarkrange	TIME	SCORE	MAR	VISITORS: Meigs County
	07:46	40-50	V 10	GOOD! JUMPER by Swafford,Emileigh [PNT]
MISSED 3 PTR by Shaver, Cheyenne	07:24			REBOUND (DEF) by Davis, Angel
	07:19			TURNOVR by Davis, Angel
STEAL by Shaver, Cheyenne	07:18			
FOUL by Shaver, Cheyenne (P5T6)	07:13			
TURNOVR by Shaver, Cheyenne	07:13			
SUB IN : Ruden, Faith Van	07:13			
SUB OUT: Shaver, Cheyenne	07:13			
FOUL by Smith, Lexi (P2T7)	06:48	40-51	V 11	GOOD! FT SHOT by Swafford,Emileigh
	06:48	40-52	V 12	GOOD! FT SHOT by Swafford,Emileigh
GOOD! JUMPER by Meadows, Kara	06:36	42-52	V 10	
ASSIST by Dailey, Tesia	06:36			
FOUL by Ruden, Faith Van (P3T8)	06:07	42-53	V 11	GOOD! FT SHOT by Swafford,Emileigh
	06:07	42-54	V 12	GOOD! FT SHOT by Swafford,Emileigh
GOOD! JUMPER by Cooper, Britanny	05:59	44-54	V 10	
ASSIST by Dailey, Tesia	05:59			
	05:38			TURNOVR by Davis, Angel
STEAL by Meadows, Kara	05:35			
GOOD! 3 PTR by Ruden, Faith Van	05:30	47-54	V 7	
ASSIST by Dailey, Tesia	05:30			
FOUL TECHNCL by Dailey, Tesia	05:12			
FOUL by Dailey, Tesia (P3T9)	05:12	47-55	V 8	GOOD! FT SHOT by Swafford,Emileigh
	05:12			MISSED FT SHOT by Swafford,Emileigh
	05:12			REBOUND (OFF) by (DEADBALL)
	05:04			TURNOVR by Swafford,Emileigh
STEAL by Ruden, Faith Van	05:02			
GOOD! FT SHOT by Ruden, Faith Van	05:01	48-55	V 7	FOUL by Hampton, Madison (P2T4)
GOOD! FT SHOT by Ruden, Faith Van	05:01	49-55	V 6	
FOUL by Dailey, Tesia (P4T10)	04:32	49-56	V 7	GOOD! FT SHOT by Hampton, Madison
REBOUND (DEF) by Cooper, Britanny	04:32			MISSED FT SHOT by Hampton, Madison
GOOD! FT SHOT by Meadows, Kara	04:32	50-56	V 6	FOUL by Kilpatrick, Brandi (P3T5)
GOOD! FT SHOT by Meadows, Kara	04:32	51-56	V 5	
	03:53			TIMEOUT TEAM
FOUL by Ruden, Faith Van (P4T11)	03:51	51-57	V 6	GOOD! FT SHOT by Swafford,Emileigh
	03:51	51-58	V 7	GOOD! FT SHOT by Swafford,Emileigh
MISSED JUMPER by Cooper, Britanny	03:37			
REBOUND (OFF) by Cooper, Britanny	03:37			
MISSED FT SHOT by Cooper, Britanny	03:32			FOUL by Davis, Angel (P3T6)
REBOUND (OFF) by (DEADBALL)	03:32			
MISSED FT SHOT by Cooper, Britanny	03:32			REBOUND (DEF) by Davis, Angel
	03:22			TURNOVR by (TEAM)
TURNOVR by Dailey, Tesia	03:11			
FOUL by Ruden, Faith Van (P5T12)	03:08			MISSED FT SHOT by Hampton, Madison
	03:08			REBOUND (OFF) by (DEADBALL)
	03:08	51-59	V 8	GOOD! FT SHOT by Hampton, Madison
SUB IN : Edwards, Britanny	03:08			
SUB OUT: Ruden, Faith Van	03:08			
MISSED JUMPER by Cooper, Britanny	02:57			
REBOUND (OFF) by Smith, Lexi	02:57			
GOOD! JUMPER by Dailey, Tesia	02:47	53-59	V 6	
FOUL by Edwards, Britanny (P1T13)	02:21	53-60	V 7	GOOD! FT SHOT by Kilpatrick, Brandi
	02:21	53-61	V 8	GOOD! FT SHOT by Kilpatrick, Brandi
GOOD! JUMPER by Cooper, Britanny [PNT]	02:12	55-61	V 6	
ASSIST by Dailey, Tesia	02:12			
	01:41			MISSED JUMPER by Kilpatrick, Brandi
	01:41			REBOUND (OFF) by Davis, Angel
	01:37	55-63	V 8	GOOD! JUMPER by Davis, Angel [PNT]
GOOD! 3 PTR by Smith, Lexi	01:19	58-63	V 5	
ASSIST by Dailey, Tesia	01:19			
TIMEOUT TEAM	01:08			
FOUL by Dailey, Tesia (P5T14)	01:07	58-64	V 6	GOOD! FT SHOT by Swafford,Emileigh
	01:07	58-65	V 7	GOOD! FT SHOT by Swafford,Emileigh
SUB IN : Stephens, Brianna	01:07			
SUB OUT: Dailey, Tesia	01:07			
MISSED 3 PTR by Cooper, Britanny	00:58			
REBOUND (OFF) by Meadows, Kara	00:58			
GOOD! FT SHOT by Meadows, Kara	00:55	59-65	V 6	
MISSED FT SHOT by Meadows, Kara	00:55			REBOUND (DEF) by Swafford,Emileigh
STEAL by Smith, Lexi	00:48			TURNOVR by Hampton, Madison
MISSED 3 PTR by Meadows, Kara	00:42			REBOUND (DEF) by Swafford,Emileigh
	00:29			TIMEOUT TEAM
FOUL by Smith, Lexi (P3T15)	00:25	59-66	V 7	GOOD! FT SHOT by Swafford,Emileigh
	00:25	59-67	V 8	GOOD! FT SHOT by Swafford,Emileigh

GOOD! 3 PTR by Cooper, Britanny	00:18	62-67	V 5	
ASSIST by Smith, Lexi	00:18			
TIMEOUT TEAM	00:16			
	00:16			FOUL by Swafford,Emileigh (P2T7)
MISSED 3 PTR by Cooper, Britanny	00:16			
REBOUND (OFF) by Meadows, Kara	00:16			
GOOD! JUMPER by Meadows, Kara [PNT]	00:13	64-67	V 3	
	00:08			FOUL by Kilpatrick, Brandi (P4T8)
GOOD! FT SHOT by Meadows, Kara	00:06	65-67	V 2	
FOUL by Smith, Lexi (P4T16)	00:06			MISSED FT SHOT by Boggess, Taylor
	00:06			REBOUND (OFF) by (DEADBALL)
REBOUND (DEF) by Meadows, Kara	00:06			MISSED FT SHOT by Boggess, Taylor
	00:06			SUB IN : Crowder, Alyson
	00:06			SUB OUT: Kilpatrick, Brandi
MISSED 3 PTR by Smith, Lexi	00:00			
REBOUND (OFF) by Edwards, Britanny	00:00			
	00:55			FOUL by Kilpatrick, Brandi (P5T9)

Meigs County 67, Clarkrange 65

Newspaper Box Score
Meigs County vs Clarkrange
03/06/14 11:30am at Murphy Center (Murfreesboro, Tenn.)
At Murphy Center (Murfreesboro, Tenn.)
MEIGS COUNTY 67, CLARKRANGE 65
MEIGS COUNTY (31-4)
Swafford,Emileigh 5-11 19-21 30; Kilpatrick, Brandi 4-6 10-10 18; Boggess, Taylor 3-9 2-4 10; Hampton, Madison 1-3 3-6 5; Davis, Angel 2-4 0-0 4; Crowder, Alyson 0-0 0-0 0; Lewis, Megan 0-0 0-0 0. Totals 15-33 34-41 67.
CLARKRANGE (32-3)
Cooper, Britanny 8-22 7-10 24; Meadows, Kara 8-15 6-7 22; Shaver, Cheyenne 4-10 0-0 9; Ruden, Faith Van 1-2 2-2 5; Smith, Lexi 1-4 0-0 3; Dailey, Tesia 1-4 0-0 2; Edwards, Britanny 0-0 0-0 0; Stephens, Brianna 0-0 0-0 0. Totals 23-57 15-19 65.

Meigs County.....	21	14	13	19	-	67
Clarkrange.....	13	17	10	25	-	65

3-point goals--Meigs County 3-10 (Boggess, Taylor 2-5; Swafford,Emileigh 1-4; Hampton, Madison 0-1), Clarkrange 4-21 (Smith, Lexi 1-3; Ruden, Faith Van 1-1; Cooper, Britanny 1-7; Shaver, Cheyenne 1-6; Dailey, Tesia 0-2; Meadows, Kara 0-2). Fouled out--Meigs County-Kilpatrick, Brandi, Clarkrange-Ruden, Faith Van; Shaver, Cheyenne; Dailey, Tesia.
Rebounds--Meigs County 22 (Swafford,Emileigh 7), Clarkrange 36 (Cooper, Britanny 14). Assists--Meigs County 6 (Davis, Angel 2; Hampton, Madison 2), Clarkrange 13 (Dailey, Tesia 9). Total fouls--Meigs County 15, Clarkrange 27. Technical fouls--Meigs County-None, Clarkrange-Dailey, Tesia.

Meigs County vs Clarkrange (03/06/14 - Period 4 00:00)

POINTS OFF TURNOVERS	1	2	3	4 - Tot
Meigs County.....	10	2	8	3 - 23
Clarkrange.....	4	7	0	5 - 16

POINTS IN PAINT	1	2	3	4 - Tot
Meigs County.....	10	4	0	4 - 18
Clarkrange.....	8	10	2	4 - 24

2ND CHANCE POINTS	1	2	3	4 - Tot
Meigs County.....	2	0	2	2 - 6
Clarkrange.....	2	10	4	6 - 22

FAST BREAK POINTS	1	2	3	4 - Tot
Meigs County.....	0	0	0	0 - 0
Clarkrange.....	0	0	0	0 - 0

BENCH POINTS	1	2	3	4 - Tot
Meigs County.....	0	0	0	0 - 0
Clarkrange.....	0	0	0	5 - 5

SCORE TIED BY	1	2	3	4 - Tot
Meigs County.....	2	0	0	0 - 2
Clarkrange.....	0	0	0	0 - 0

LEAD GAINED BY	1	2	3	4 - Tot
Meigs County.....	3	0	1	0 - 4
Clarkrange.....	2	0	1	0 - 3

Official Basketball Box Score
Meigs County vs Union City
03/07/14 2:45pm at Murphy Center (Murfreesboro, Tenn.)

VISITORS: Meigs County 32-5

##	Player Name		TOT-FG FG-FGA	3-PT FG-FGA	FT-FTA	REBOUNDS OF	DE	TOT	PF	TP	A	TO	BLK	S	MIN
03	Boggess, Taylor.....	*	2-10	0-3	1-2	2	1	3	1	5	0	1	0	0	30
04	Swafford,Emileigh...	*	3-8	0-3	11-11	1	4	5	3	17	1	2	3	1	28
13	Kilpatrick, Brandi..	*	0-5	0-0	4-4	2	2	4	3	4	0	1	0	1	20
21	Hampton, Madison....	*	3-6	1-4	0-0	0	1	1	2	7	0	3	0	0	30
23	Davis, Angel.....	*	1-4	0-2	0-2	2	2	4	1	2	0	2	0	2	14
01	Woods, Kelsey.....		0-0	0-0	0-0	0	0	0	0	0	0	0	0	0	2
11	Lewis, Megan.....		2-2	0-0	0-0	1	0	1	2	4	1	0	0	1	7
15	Perkinson, Bailey...		1-1	0-0	0-0	0	0	0	1	2	0	0	0	0	2
25	Crowder, Alyson.....		0-2	0-1	0-0	0	2	2	2	0	0	2	0	1	12
33	Dawson, Alex.....		0-1	0-0	0-0	1	0	1	1	0	1	3	0	0	15
	TEAM.....					3	1	4							
	Totals.....		12-39	1-13	16-19	12	13	25	16	41	3	14	3	6	160

TOTAL FG% 1st Half: 5-20 25.0% 2nd Half: 7-19 36.8% Game: 30.8% DEADB
3-Pt. FG% 1st Half: 1-7 14.3% 2nd Half: 0-6 0.0% Game: 7.7% REBS
F Throw % 1st Half: 6-9 66.7% 2nd Half: 10-10 100 % Game: 84.2% 1

HOME TEAM: Union City 36-0

##	Player Name		TOT-FG FG-FGA	3-PT FG-FGA	FT-FTA	REBOUNDS OF	DE	TOT	PF	TP	A	TO	BLK	S	MIN
13	Fair, Raven.....	*	3-5	1-2	0-0	0	2	2	3	7	0	1	1	5	28
25	Fair, Amber.....	*	7-20	1-2	4-4	4	7	11	4	19	0	3	3	0	26
30	Hudson, Jackie.....	*	3-7	1-2	1-2	2	4	6	2	8	7	3	0	4	29
32	Nettles, Tamara.....	*	3-5	0-0	6-6	3	1	4	3	12	0	1	0	0	19
33	Bynum, Kaleigh.....	*	0-1	0-0	2-2	2	1	3	2	2	1	3	0	1	25
10	Vaughn, Tykesha.....		0-1	0-0	0-0	0	0	0	0	0	0	1	0	0	2
11	Reaves, Kealie.....		0-0	0-0	0-0	0	0	0	1	0	0	0	0	0	14
14	Ware, Essence.....		0-0	0-0	0-0	0	0	0	0	0	0	1	0	0	2
22	Davis, Kristian.....		0-1	0-1	0-0	1	0	1	1	0	0	0	0	0	7
24	Youngblood, A.....		0-0	0-0	0-0	0	0	0	0	0	0	0	0	0	0+
31	Bishop, Alivia.....		0-0	0-0	0-0	0	0	0	0	0	0	0	0	0	1
42	Skinner, T.....		0-1	0-0	2-4	1	1	2	1	2	0	0	1	1	7
45	Cawthon, Erica.....		0-0	0-0	0-0	0	0	0	0	0	0	0	0	0	0+
50	Young, Kendra.....		0-0	0-0	0-0	0	0	0	0	0	0	0	0	0	0+
	TEAM.....					1	1	2							
	Totals.....		16-41	3-7	15-18	14	17	31	17	50	8	13	5	11	160

TOTAL FG% 1st Half: 9-24 37.5% 2nd Half: 7-17 41.2% Game: 39.0% DEADB
3-Pt. FG% 1st Half: 2-6 33.3% 2nd Half: 1-1 100 % Game: 42.9% REBS
F Throw % 1st Half: 9-10 90.0% 2nd Half: 6-8 75.0% Game: 83.3% 1

Officials:
Technical fouls: Meigs County-None. Union City-None.
Attendance:

Score by Periods	1st	2nd	3rd	4th		Total
Meigs County.....	5	12	10	14	-	41
Union City.....	21	8	13	8	-	50

Play-by-Play
Meigs County vs Union City
03/07/14 2:45pm at Murphy Center (Murfreesboro, Tenn.)

1st PERIOD Play-by-Play (Page 1)

HOME TEAM: Union City	TIME	SCORE	MAR	VISITORS: Meigs County
	07:43			FOUL by Kilpatrick, Brandi (P1T1)
MISSED JUMPER by Hudson, Jackie	07:37			REBOUND (DEF) by Davis, Angel
	07:23			TURNOVR by Hampton, Madison
STEAL by Fair, Raven	07:22			
MISSED JUMPER by Fair, Amber	07:13			BLOCK by Swafford,Emileigh
REBOUND (OFF) by Nettles, Tamara	07:12			
MISSED JUMPER by Fair, Amber	06:58			
REBOUND (OFF) by Hudson, Jackie	06:58			
GOOD! JUMPER by Nettles, Tamara [PNT]	06:54	2-0	H 2	
	06:32			TURNOVR by Davis, Angel
GOOD! FT SHOT by Nettles, Tamara	06:09	3-0	H 3	FOUL by Kilpatrick, Brandi (P2T2)
GOOD! FT SHOT by Nettles, Tamara	06:09	4-0	H 4	
	06:09			SUB IN : Crowder, Alyson
	06:09			SUB OUT: Kilpatrick, Brandi
GOOD! 3 PTR by Fair, Amber	05:43	7-0	H 7	
ASSIST by Hudson, Jackie	05:43			
FOUL by Nettles, Tamara (P1T1)	05:39	7-1	H 6	GOOD! FT SHOT by Swafford,Emileigh
	05:39	7-2	H 5	GOOD! FT SHOT by Swafford,Emileigh
BLOCK by Fair, Amber	05:29			MISSED JUMPER by Swafford,Emileigh
REBOUND (DEF) by Fair, Amber	05:29			
MISSED 3 PTR by Fair, Amber	05:11			
REBOUND (OFF) by Fair, Amber	05:11			
MISSED JUMPER by Fair, Amber	05:09			REBOUND (DEF) by Boggess, Taylor
	05:02			TURNOVR by Boggess, Taylor
STEAL by Hudson, Jackie	05:01			
GOOD! FT SHOT by Fair, Amber	04:47	8-2	H 6	FOUL by Swafford,Emileigh (P1T3)
GOOD! FT SHOT by Fair, Amber	04:47	9-2	H 7	
FOUL by Hudson, Jackie (P1T2)	04:47			
SUB IN : Skinner, T.	04:47			
SUB OUT: Nettles, Tamara	04:47			
	04:31			MISSED 3 PTR by Swafford,Emileigh
	04:31			REBOUND (OFF) by Boggess, Taylor
REBOUND (DEF) by Hudson, Jackie	04:29			MISSED LAYUP by Boggess, Taylor
GOOD! LAYUP by Fair, Raven [PNT]	04:22	11-2	H 9	
ASSIST by Hudson, Jackie	04:22			
	04:20			TIMEOUT 30sec
BLOCK by Fair, Raven	04:01			MISSED 3 PTR by Swafford,Emileigh
	04:01			REBOUND (OFF) by (TEAM)
BLOCK by Skinner, T.	03:43			MISSED JUMPER by Davis, Angel
REBOUND (DEF) by Fair, Raven	03:41			
MISSED JUMPER by Bynum, Kaleigh	03:32			REBOUND (DEF) by Davis, Angel
REBOUND (DEF) by Fair, Amber	03:22			MISSED JUMPER by Swafford,Emileigh
SUB IN : Nettles, Tamara	03:16			SUB IN : Dawson, Alex
SUB OUT: Bynum, Kaleigh	03:16			SUB OUT: Davis, Angel
MISSED JUMPER by Fair, Amber	02:57			
REBOUND (OFF) by Nettles, Tamara	02:57			
GOOD! JUMPER by Nettles, Tamara [PNT]	02:54	13-2	H 11	
	02:29			TURNOVR by Hampton, Madison
STEAL by Hudson, Jackie	02:28			
MISSED LAYUP by Fair, Raven	02:25			
REBOUND (OFF) by (TEAM)	02:25			
SUB IN : Reaves, Kealie	02:17			
SUB OUT: Fair, Amber	02:17			
MISSED FT SHOT by Skinner, T.	02:11			FOUL by Dawson, Alex (P1T4)
REBOUND (OFF) by (DEADBALL)	02:11			
GOOD! FT SHOT by Skinner, T.	02:11	14-2	H 12	
SUB IN : Bynum, Kaleigh	02:11			
SUB OUT: Skinner, T.	02:11			
	02:01	14-4	H 10	GOOD! JUMPER by Hampton, Madison
GOOD! FT SHOT by Nettles, Tamara	01:42	15-4	H 11	FOUL by Crowder, Alyson (P1T5)
GOOD! FT SHOT by Nettles, Tamara	01:42	16-4	H 12	
SUB IN : Fair, Amber	01:42			SUB IN : Davis, Angel
SUB OUT: Hudson, Jackie	01:42			SUB OUT: Crowder, Alyson
	01:29			MISSED JUMPER by Boggess, Taylor
	01:29			REBOUND (OFF) by Boggess, Taylor
FOUL by Nettles, Tamara (P2T3)	01:24			
	01:22	16-5	H 11	GOOD! FT SHOT by Boggess, Taylor
REBOUND (DEF) by Fair, Amber	01:22			MISSED FT SHOT by Boggess, Taylor
SUB IN : Hudson, Jackie	01:22			

SUB OUT: Nettles, Tamara	01:22			
MISSED JUMPER by Hudson, Jackie	01:15			REBOUND (DEF) by Hampton, Madison
	01:06			MISSED 3 PTR by Boggess, Taylor
	01:06			REBOUND (OFF) by Davis, Angel
FOUL by Fair, Raven (P1T4)	01:03			MISSED FT SHOT by Davis, Angel
	01:03			REBOUND (OFF) by (DEADBALL)
REBOUND (DEF) by Fair, Raven	01:03			MISSED FT SHOT by Davis, Angel
SUB IN : Skinner, T.	01:03			
SUB OUT: Bynum, Kaleigh	01:03			
GOOD! JUMPER by Fair, Amber [PNT]	00:07	18-5	H 13	
ASSIST by Hudson, Jackie	00:07			
STEAL by Hudson, Jackie	00:00			TURNOVR by Davis, Angel
GOOD! 3 PTR by Hudson, Jackie	00:00	21-5	H 16	

Union City 21, Meigs County 5

2nd PERIOD Play-by-Play (Page 1)

HOME TEAM: Union City	TIME	SCORE	MAR	VISITORS: Meigs County
	07:53	21-7	H 14	GOOD! JUMPER by Swafford,Emileigh [PNT]
TURNOVR by Hudson, Jackie	07:38			
	07:36			STEAL by Davis, Angel
	07:28			TURNOVR by Kilpatrick, Brandi
STEAL by Skinner, T.	07:27			
MISSED JUMPER by Fair, Amber	07:11			BLOCK by Swafford,Emileigh
	07:08			REBOUND (DEF) by Swafford,Emileigh
REBOUND (DEF) by Hudson, Jackie	07:05			MISSED 3 PTR by Davis, Angel
SUB IN : Davis, Kristian	07:01			
SUB IN : Skinner, T.	07:01			
SUB OUT: Nettles, Tamara	07:01			
SUB OUT: Bynum, Kaleigh	07:01			
GOOD! JUMPER by Hudson, Jackie [PNT]	07:00	23-7	H 16	
	06:31			MISSED 3 PTR by Boggess, Taylor
	06:31			REBOUND (OFF) by Kilpatrick, Brandi
REBOUND (DEF) by Skinner, T.	06:27			MISSED LAYUP by Kilpatrick, Brandi
	06:25			FOUL by Kilpatrick, Brandi (P3T6)
SUB IN : Reaves, Kealie	06:25			SUB IN : Dawson, Alex
SUB IN : Bynum, Kaleigh	06:25			SUB IN : Crowder, Alyson
SUB OUT: Davis, Kristian	06:25			SUB OUT: Swafford,Emileigh
SUB OUT: Skinner, T.	06:25			SUB OUT: Davis, Angel
MISSED 3 PTR by Hudson, Jackie	05:54			REBOUND (DEF) by (TEAM)
	05:35	23-10	H 13	GOOD! 3 PTR by Hampton, Madison
	05:35			ASSIST by Dawson, Alex
GOOD! JUMPER by Fair, Amber [PNT]	04:58	25-10	H 15	
ASSIST by Hudson, Jackie	04:58			
	04:48			TURNOVR by Crowder, Alyson
STEAL by Fair, Raven	04:47			
MISSED JUMPER by Fair, Amber	04:44			
REBOUND (OFF) by Fair, Amber	04:44			
GOOD! JUMPER by Fair, Amber [PNT]	04:41	27-10	H 17	
	04:32			TIMEOUT TEAM
SUB IN : Davis, Kristian	04:32			
SUB OUT: Reaves, Kealie	04:32			
FOUL by Davis, Kristian (P1T5)	04:14	27-11	H 16	GOOD! FT SHOT by Swafford,Emileigh
	04:14	27-12	H 15	GOOD! FT SHOT by Swafford,Emileigh
	04:14			SUB IN : Swafford,Emileigh
	04:14			SUB OUT: Kilpatrick, Brandi
MISSED 3 PTR by Davis, Kristian	03:58			
REBOUND (OFF) by Davis, Kristian	03:58			
MISSED 3 PTR by Fair, Raven	03:51			REBOUND (DEF) by Crowder, Alyson
	03:27	27-14	H 13	GOOD! JUMPER by Hampton, Madison [PNT]
MISSED JUMPER by Fair, Amber	02:51			REBOUND (DEF) by Swafford,Emileigh
	02:43	27-16	H 11	GOOD! JUMPER by Swafford,Emileigh
FOUL by Fair, Amber (P1T6)	02:43	27-17	H 10	GOOD! FT SHOT by Swafford,Emileigh
SUB IN : Reaves, Kealie	02:43			
SUB OUT: Fair, Amber	02:43			
GOOD! FT SHOT by Nettles, Tamara	02:14	28-17	H 11	FOUL by Crowder, Alyson (P2T7)
GOOD! FT SHOT by Nettles, Tamara	02:14	29-17	H 12	
	02:09			TURNOVR by Swafford,Emileigh
TURNOVR by Hudson, Jackie	01:44			
FOUL by Hudson, Jackie (P2T7)	01:44			
	01:34			MISSED JUMPER by Boggess, Taylor
	01:34			REBOUND (OFF) by Dawson, Alex
	01:32			MISSED JUMPER by Dawson, Alex
	01:32			REBOUND (OFF) by (TEAM)
SUB IN : Fair, Amber	01:23			

SUB OUT: Hudson, Jackie	01:23			
BLOCK by Fair, Amber	01:21			MISSED JUMPER by Crowder, Alyson
	01:19			REBOUND (OFF) by (TEAM)
REBOUND (DEF) by Fair, Amber	01:06			MISSED 3 PTR by Hampton, Madison
FOUL by Fair, Amber (P2T8)	00:59			
TURNOVR by Fair, Amber	00:59			
STEAL by Fair, Raven	00:30			TURNOVR by Dawson, Alex
TIMEOUT 30sec	00:30			
SUB IN : Hudson, Jackie	00:30			
SUB OUT: Reaves, Kealie	00:30			
TURNOVR by Hudson, Jackie	00:00			STEAL by Crowder, Alyson

Union City 29, Meigs County 17

3rd PERIOD Play-by-Play (Page 1)

HOME TEAM: Union City	TIME	SCORE	MAR	VISITORS: Meigs County
MISSED JUMPER by Nettles, Tamara	07:34			
REBOUND (OFF) by Bynum, Kaleigh	07:33			
GOOD! FT SHOT by Bynum, Kaleigh	07:33	30-17	H 13	FOUL by Davis, Angel (P1T1)
GOOD! FT SHOT by Bynum, Kaleigh	07:33	31-17	H 14	
	07:12			TURNOVR by Hampton, Madison
STEAL by Fair, Raven	07:11			
GOOD! LAYUP by Fair, Raven [FB/PNT]	07:09	33-17	H 16	
	06:55			MISSED 3 PTR by Swafford,Emileigh
	06:55			REBOUND (OFF) by Davis, Angel
	06:50	33-19	H 14	GOOD! JUMPER by Davis, Angel [PNT]
MISSED LAYUP by Fair, Amber	06:34			
REBOUND (OFF) by Bynum, Kaleigh	06:34			
GOOD! JUMPER by Fair, Amber [PNT]	06:30	35-19	H 16	
ASSIST by Bynum, Kaleigh	06:30			
REBOUND (DEF) by Fair, Amber	06:06			MISSED JUMPER by Kilpatrick, Brandi
TURNOVR by Fair, Amber	06:02			STEAL by Davis, Angel
REBOUND (DEF) by Fair, Amber	06:01			MISSED JUMPER by Boggess, Taylor
	05:45			FOUL by Boggess, Taylor (P1T2)
	05:45			SUB IN : Dawson, Alex
	05:45			SUB OUT: Davis, Angel
MISSED LAYUP by Hudson, Jackie	05:23			
REBOUND (OFF) by Hudson, Jackie	05:23			
GOOD! LAYUP by Hudson, Jackie [PNT]	05:21	37-19	H 18	
	05:17			TIMEOUT 30sec
FOUL by Fair, Raven (P2T1)	05:06			
SUB IN : Reaves, Kealie	05:06			
SUB OUT: Fair, Raven	05:06			
	04:57	37-21	H 16	GOOD! JUMPER by Boggess, Taylor
MISSED JUMPER by Fair, Amber	04:26			REBOUND (DEF) by Swafford,Emileigh
	04:20	37-23	H 14	GOOD! LAYUP by Boggess, Taylor [FB/PNT]
	04:20			ASSIST by Swafford,Emileigh
TURNOVR by Fair, Amber	03:51			
SUB IN : Fair, Raven	03:44			
SUB OUT: Fair, Amber	03:44			
REBOUND (DEF) by Nettles, Tamara	03:35			MISSED JUMPER by Kilpatrick, Brandi
	03:33			FOUL by Hampton, Madison (P1T3)
GOOD! JUMPER by Nettles, Tamara	03:13	39-23	H 16	
ASSIST by Hudson, Jackie	03:13			
	02:55			TURNOVR by Dawson, Alex
STEAL by Fair, Raven	02:54			
GOOD! 3 PTR by Fair, Raven	02:46	42-23	H 19	
ASSIST by Hudson, Jackie	02:46			
	02:40			TIMEOUT TEAM
	02:30			TURNOVR by Dawson, Alex
STEAL by Bynum, Kaleigh	02:29			
TIMEOUT TEAM	01:52			
	01:47			FOUL by Hampton, Madison (P2T4)
TURNOVR by Bynum, Kaleigh	01:47			
FOUL by Bynum, Kaleigh (P1T2)	01:37	42-24	H 18	GOOD! FT SHOT by Kilpatrick, Brandi
	01:37	42-25	H 17	GOOD! FT SHOT by Kilpatrick, Brandi
SUB IN : Fair, Amber	01:37			SUB IN : Lewis, Megan
SUB OUT: Bynum, Kaleigh	01:37			SUB OUT: Dawson, Alex
	01:25			TURNOVR by Crowder, Alyson
TURNOVR by Fair, Raven	01:14			
	01:13			STEAL by Kilpatrick, Brandi
	00:52	42-27	H 15	GOOD! JUMPER by Swafford,Emileigh [PNT]
SUB IN : Skinner, T.	00:41			
SUB OUT: Nettles, Tamara	00:41			
MISSED JUMPER by Skinner, T.	00:31			REBOUND (DEF) by Kilpatrick, Brandi

FOUL by Skinner, T. (P1T3)	00:19			
REBOUND (DEF) by Hudson, Jackie	00:05			MISSED 3 PTR by Hampton, Madison

Union City 42, Meigs County 27

4th PERIOD Play-by-Play (Page 1)

HOME TEAM: Union City	TIME	SCORE	MAR	VISITORS: Meigs County
FOUL by Reaves, Kealie (P1T4)	07:52			
REBOUND (DEF) by (TEAM)	07:45			MISSED 3 PTR by Hampton, Madison
	07:32			FOUL by Swafford,Emileigh (P2T5)
MISSED LAYUP by Fair, Amber	07:14			BLOCK by Swafford,Emileigh
REBOUND (OFF) by Fair, Amber	07:13			
MISSED LAYUP by Fair, Amber	07:12			REBOUND (DEF) by Kilpatrick, Brandi
REBOUND (DEF) by Bynum, Kaleigh	06:58			MISSED JUMPER by Boggess, Taylor
	06:50			FOUL by Lewis, Megan (P1T6)
SUB IN : Reaves, Kealie	06:50			
SUB OUT: Fair, Raven	06:50			
MISSED JUMPER by Fair, Amber	06:21			
REBOUND (OFF) by Nettles, Tamara	06:21			
MISSED JUMPER by Nettles, Tamara	06:18			
REBOUND (OFF) by Fair, Amber	06:18			
GOOD! LAYUP by Fair, Amber [PNT]	06:16	44-27	H 17	
	06:02			TURNOVR by Swafford,Emileigh
STEAL by Hudson, Jackie	06:01			
GOOD! FT SHOT by Hudson, Jackie	04:47	45-27	H 18	FOUL by Lewis, Megan (P2T7)
MISSED FT SHOT by Hudson, Jackie	04:47			REBOUND (DEF) by Swafford,Emileigh
SUB IN : Fair, Raven	04:47			SUB IN : Lewis, Megan
SUB OUT: Fair, Amber	04:47			SUB OUT: Davis, Angel
REBOUND (DEF) by Hudson, Jackie	04:46			MISSED 3 PTR by Boggess, Taylor
TURNOVR by Nettles, Tamara	04:46			
FOUL by Fair, Amber (P3T5)	04:46			
BLOCK by Fair, Amber	04:46			MISSED JUMPER by Kilpatrick, Brandi
	04:46			REBOUND (OFF) by Kilpatrick, Brandi
FOUL by Fair, Amber (P4T6)	04:46	45-28	H 17	GOOD! FT SHOT by Kilpatrick, Brandi
	04:46	45-29	H 16	GOOD! FT SHOT by Kilpatrick, Brandi
SUB IN : Fair, Amber	04:46			
SUB OUT: Reaves, Kealie	04:46			
TURNOVR by Bynum, Kaleigh	04:24			
REBOUND (DEF) by Fair, Amber	04:09			MISSED JUMPER by Kilpatrick, Brandi
GOOD! FT SHOT by Fair, Amber	03:39	46-29	H 17	FOUL by Swafford,Emileigh (P3T8)
GOOD! FT SHOT by Fair, Amber	03:39	47-29	H 18	
SUB IN : Reaves, Kealie	03:39			
SUB OUT: Fair, Amber	03:39			
	03:31			MISSED 3 PTR by Davis, Angel
	03:31			REBOUND (OFF) by Swafford,Emileigh
FOUL by Nettles, Tamara (P3T7)	03:30	47-30	H 17	GOOD! FT SHOT by Swafford,Emileigh
	03:30	47-31	H 16	GOOD! FT SHOT by Swafford,Emileigh
SUB IN : Fair, Amber	03:30			
SUB OUT: Reaves, Kealie	03:30			
GOOD! LAYUP by Fair, Amber [PNT]	02:50	49-31	H 18	
ASSIST by Hudson, Jackie	02:50			
SUB IN : Reaves, Kealie	02:28			
SUB OUT: Fair, Amber	02:28			
FOUL by Bynum, Kaleigh (P2T8)	02:11	49-32	H 17	GOOD! FT SHOT by Swafford,Emileigh
	02:11	49-33	H 16	GOOD! FT SHOT by Swafford,Emileigh
SUB IN : Fair, Amber	02:11			
SUB OUT: Reaves, Kealie	02:11			
TURNOVR by Bynum, Kaleigh	01:46			
	01:45			STEAL by Swafford,Emileigh
FOUL by Fair, Raven (P3T9)	01:35	49-34	H 15	GOOD! FT SHOT by Swafford,Emileigh
	01:35	49-35	H 14	GOOD! FT SHOT by Swafford,Emileigh
SUB IN : Skinner, T.	01:35			SUB IN : Dawson, Alex
SUB IN : Bishop, Alivia	01:35			SUB IN : Woods, Kelsey
SUB IN : Vaughn, Tykesha	01:35			SUB IN : Perkinson, Bailey
SUB IN : Davis, Kristian	01:35			SUB IN : Crowder, Alyson
SUB IN : Ware, Essence	01:35			SUB OUT: Swafford,Emileigh
SUB OUT: Nettles, Tamara	01:35			SUB OUT: Kilpatrick, Brandi
SUB OUT: Fair, Raven	01:35			SUB OUT: Hampton, Madison
SUB OUT: Bynum, Kaleigh	01:35			SUB OUT: Boggess, Taylor
SUB OUT: Hudson, Jackie	01:35			SUB OUT: Lewis, Megan
SUB OUT: Fair, Amber	01:35			
TURNOVR by Vaughn, Tykesha	01:29			
	01:23			MISSED 3 PTR by Crowder, Alyson
	01:23			REBOUND (OFF) by Lewis, Megan
	01:21	49-37	H 12	GOOD! LAYUP by Lewis, Megan [PNT]

TURNOVR by Ware, Essence	00:41			
	00:40			STEAL by Lewis, Megan
	00:38	49-39	H 10	GOOD! LAYUP by Lewis, Megan [FB/PNT]
MISSED JUMPER by Vaughn, Tykesha	00:30			
REBOUND (OFF) by Skinner, T.	00:30			
GOOD! FT SHOT by Skinner, T.	00:21	50-39	H 11	FOUL by Perkinson, Bailey (P1T9)
MISSED FT SHOT by Skinner, T.	00:21			REBOUND (DEF) by Crowder, Alyson
SUB IN : Cawthon, Erica	00:21			
SUB IN : Youngblood, A.	00:21			
SUB OUT: Skinner, T.	00:21			
SUB OUT: Bishop, Alivia	00:21			
	00:13	50-41	H 9	GOOD! JUMPER by Perkinson, Bailey
	00:13			ASSIST by Lewis, Megan
SUB IN : Young, Kendra	00:09			
SUB OUT: Davis, Kristian	00:09			

Union City 50, Meigs County 41

Newspaper Box Score
Meigs County vs Union City
03/07/14 2:45pm at Murphy Center (Murfreesboro, Tenn.)
At Murphy Center (Murfreesboro, Tenn.)
UNION CITY 50, MEIGS COUNTY 41
MEIGS COUNTY (32-5)
Swafford,Emileigh 3-8 11-11 17; Hampton, Madison 3-6 0-0 7; Boggess, Taylor 2-10 1-2 5; Kilpatrick, Brandi 0-5 4-4 4; Lewis, Megan 2-2 0-0 4; Perkinson, Bailey 1-1 0-0 2; Davis, Angel 1-4 0-2 2; Dawson, Alex 0-1 0-0 0; Crowder, Alyson 0-2 0-0 0; Woods, Kelsey 0-0 0-0 0. Totals 12-39 16-19 41.
UNION CITY (36-0)
Fair, Amber 7-20 4-4 19; Nettles, Tamara 3-5 6-6 12; Hudson, Jackie 3-7 1-2 8; Fair, Raven 3-5 0-0 7; Bynum, Kaleigh 0-1 2-2 2; Skinner, T. 0-1 2-4 2; Cawthon, Erica 0-0 0-0 0; Young, Kendra 0-0 0-0 0; Bishop, Alivia 0-0 0-0 0; Youngblood, A. 0-0 0-0 0; Davis, Kristian 0-1 0-0 0; Ware, Essence 0-0 0-0 0; Reaves, Kealie 0-0 0-0 0; Vaughn, Tykesha 0-1 0-0 0. Totals 16-41 15-18 50.

Meigs County.....	5	12	10	14	-	41
Union City.....	21	8	13	8	-	50

3-point goals--Meigs County 1-13 (Hampton, Madison 1-4; Boggess, Taylor 0-3; Davis, Angel 0-2; Crowder, Alyson 0-1; Swafford,Emileigh 0-3), Union City 3-7 (Fair, Raven 1-2; Hudson, Jackie 1-2; Fair, Amber 1-2; Davis, Kristian 0-1). Fouled out--Meigs County-None, Union City-None. Rebounds--Meigs County 25 (Swafford,Emileigh 5), Union City 31 (Fair, Amber 11). Assists--Meigs County 3 (Dawson, Alex 1; Lewis, Megan 1; Swafford,Emileigh 1), Union City 8 (Hudson, Jackie 7). Total fouls--Meigs County 16, Union City 17. Technical fouls--Meigs County-None, Union City-None.

Meigs County vs Union City (03/07/14 - Period 4 00:00)

POINTS OFF TURNOVERS	1	2	3	4 - Tot
Meigs County.....	0	0	4	8 - 12
Union City.....	13	2	5	1 - 21

POINTS IN PAINT	1	2	3	4 - Tot
Meigs County.....	0	4	6	4 - 14
Union City.....	8	6	6	4 - 24

2ND CHANCE POINTS	1	2	3	4 - Tot
Meigs County.....	1	0	2	6 - 9
Union City.....	5	2	6	3 - 16

FAST BREAK POINTS	1	2	3	4 - Tot
Meigs County.....	0	0	2	2 - 4
Union City.....	0	0	2	0 - 2

BENCH POINTS	1	2	3	4 - Tot
Meigs County.....	0	0	0	6 - 6
Union City.....	1	0	0	1 - 2

SCORE TIED BY	1	2	3	4 - Tot
Meigs County.....	0	0	0	0 - 0
Union City.....	0	0	0	0 - 0

LEAD GAINED BY	1	2	3	4 - Tot
Meigs County.....	0	0	0	0 - 0
Union City.....	0	0	0	0 - 0

1995 Class AA State Girls' Basketball Tournament

March 8 - March 11, 1995 · Middle Tennessee State University - Murfreesboro

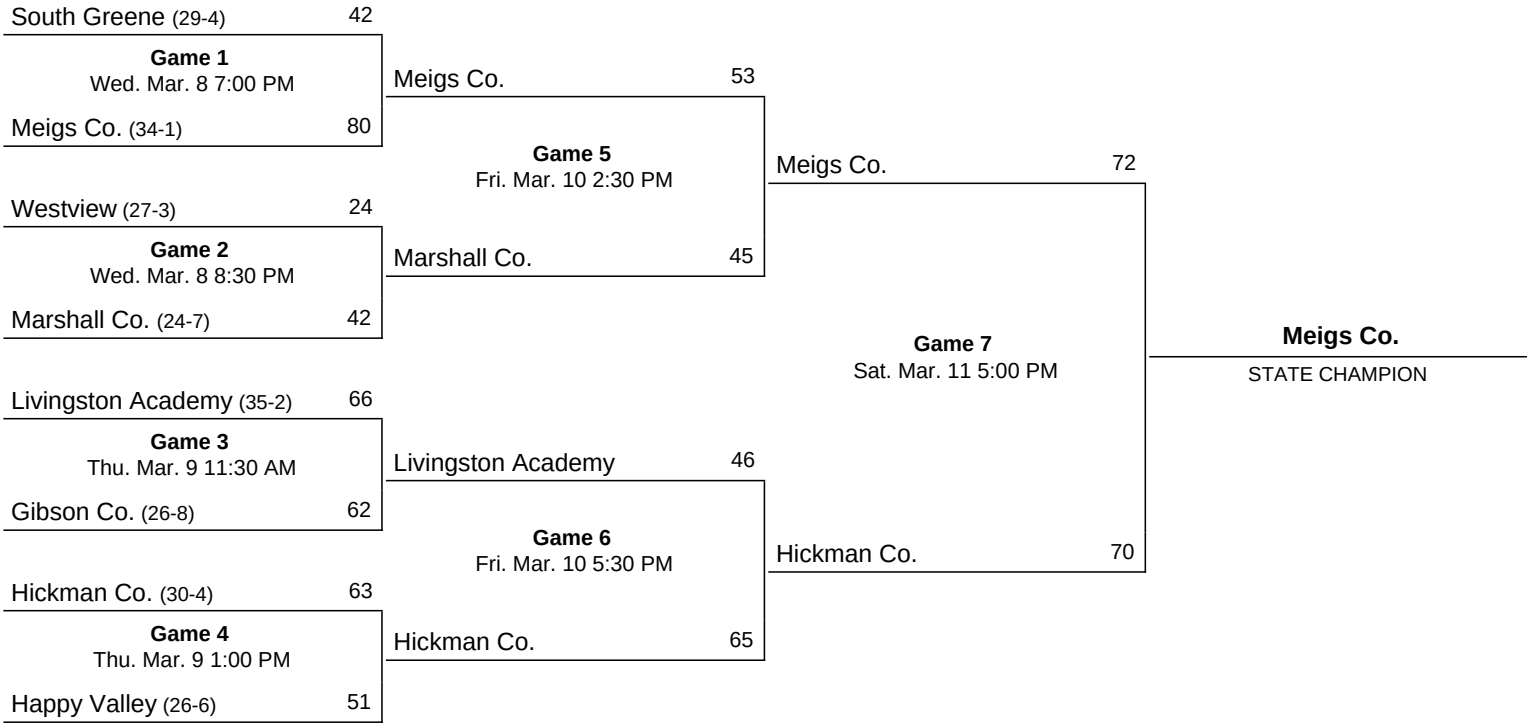

AA

010

OFFICIAL NCAA BASKETBALL BOX SCORE — Site: MURFREESBORO, TENN.

MEIGS COUNTY HIGH SCHOOL (35-1) — Date: March 8, 1995

	MCHS (VISITORS)		Total FG	Total AT	3-Pts FG	3-Pts AT	FT	FT AT	Rebounds OF	Rebounds DF	Rebounds To	PF	TP	A	TO	BK	ST	MN
31	Grooms, Denise	f	3	7	1	4	5	6	0	3	3	3	12	2	0	0	4	26
33	Simmons, Tanya	f	2	4	0	1	0	1	2	5	7	3	4	4	3	0	2	27
43	Jones, Leah	c	6	10	0	0	1	2	2	1	3	3	13	3	0	0	1	28
3	Irwin, Pam	g	8	10	1	2	3	3	1	3	4	4	20	2	2	1	4	21
13	Greene, Misty	g	10	18	0	3	7	11	2	5	7	3	27	3	2	0	3	28
15	Meadows, Wendy		0	1	0	0	0	0	0	0	0	0	0	0	0	0	0	4
21	Renner, Danah		1	2	0	0	0	0	1	0	1	0	2	0	0	0	1	4
25	Letner, Becky		0	1	0	0	0	0	0	0	0	0	0	2	0	0	0	13
45	Oran, Crystal		0	0	0	0	0	0	1	0	1	0	0	0	1	0	0	4
53	Wilson, Amber		1	2	0	0	0	0	0	0	0	1	2	0	0	0	0	5
11	Hutsell, Cindy		0	0	0	0	0	0	0	0	0	0	0	0	0	0	0	0+
41	Brown, Autumn		0	0	0	0	0	0	0	0	0	0	0	0	0	0	1	0+
55	Harris, Nacole		--	--	--	--	--	--	--	--	--	--	--	--	--	--	--	DNP
	Team Totals								0	0	0				0			
	TOTALS		31	55	2	10	16	23	9	17	26	17	80	16	8	1	16	160

Deadball Rebounds: 4, 0: 4

Tot FG %:	1st Half:	17-28	.607	2nd Half: 14-27	.519	Game: .564
3-Pt FG %:	1st Half:	1- 6	.167	2nd Half: 1- 4	.250	Game: .200
FT % :	1st Half:	6-10	.600	2nd Half: 10-13	.769	Game: .696

SOUTH GREENE HIGH SCHOOL (29-5)

	SGHS (HOME)		Total FG	Total AT	3-Pts FG	3-Pts AT	FT	FT AT	Rebounds OF	Rebounds DF	Rebounds To	PF	TP	A	TO	BK	ST	MN
20	Huff, Kelly	f	0	2	0	0	0	0	1	1	2	1	0	0	1	0	0	18
44	Whaley, Carmen	f	0	3	0	1	2	2	0	0	0	5	2	1	1	0	0	13
50	Booth, Debbi	c	7	15	0	0	2	3	1	2	3	4	16	0	2	0	0	28
14	Coffey, Chrystal	g	1	5	0	3	2	2	0	0	0	1	4	3	4	0	0	23
40	Dunn, Melissa	g	4	8	0	0	2	2	2	7	9	1	10	0	7	0	0	27
10	Holt, Pam		0	0	0	0	0	0	0	0	0	0	0	0	0	0	0	2
30	Brotherton, Kari		0	0	0	0	0	0	0	0	0	0	0	0	2	0	0	4
32	Williams, Cassidy		0	2	0	1	2	2	1	4	5	2	2	1	7	0	0	18
42	Haire, Shalene		1	3	0	0	6	6	2	4	6	2	8	3	0	0	0	27
54	Shelton, Tara		0	0	0	0	0	0	0	0	0	0	0	0	0	0	0	1
11	Myers, Mandie		0	0	0	0	0	0	0	0	0	0	0	0	1	0	0	0+
21	Collins, Melanie		0	0	0	0	0	0	0	0	0	0	0	0	0	0	0	0+
31	Neas, Kelli		0	0	0	0	0	0	0	0	0	0	0	0	0	0	0	0+
	Team Totals								1	0	1				0			
	TOTALS		13	38	0	5	16	17	8	18	26	16	42	8	25	0	0	160

Deadball Rebounds: 1, 0: 1

Tot FG %:	1st Half:	5-17	.294	2nd Half: 8-21	.381	Game: .342
3-Pt FG %:	1st Half:	0- 3	.000	2nd Half: 0- 2	.000	Game: .000
FT % :	1st Half:	8- 8	1.000	2nd Half: 8- 9	.889	Game: .941

	1st	2nd	OT	OT	Tot
MCHS	41	39			80
SGHS	18	24			42

OFFICIALS: LEE MOSS,BRIAN BARRACH,DALE CLARK

Technical Fouls: SGHS COACH;SGHS COACH-EJECTED

Attendance: TBA

Comments: TSSAA CLASS AA QUARTERFINALS

	1	2	3	4	Final
Meigs County	24	17	19	20	80
South Greene	2	16	12	12	42

01 AA

CURRENT STATS - HALFTIME CompuSTATS / San Diego,CA (619)296-7834

MEIGS COUNTY HIGH SCHOOL Date: March 8, 1995

	MCHS (VISITORS)		FG	AT	3-pts FG	3-pts AT	FT	AT	OF	DF	To	PF	TP	A	TO	BK	ST	MN
31	Grooms,Denise	f	3	7	1*	4*	1	2	0	1	1	0	8	1	0	0	3*	16
33	Simmons,Tanya	f	2	2	0	0	0	0	1*	3*	4*	2	4	1	2*	0	2	13
43	Jones,Leah	c	2	4	0	0	0	0	1*	1	2	2	4	2*	0	0	1	16
03	Irwin,Pam	g	5*	6	0	0	1	1	0	1	1	3*	11	1	1	1*	1	12
13	Greene,Misty	g	5*	9*	0	2	4*	7*	1*	3*	4*	2	14*<	2*	0	0	2	15
11	Hutsell,Cindy		0	0	0	0	0	0	0	0	0	0	0	0	0	0	0	0
15	Meadows,Wendy		0	0	0	0	0	0	0	0	0	0	0	0	0	0	0	0
21	Renner,Danah		0	0	0	0	0	0	0	0	0	0	0	0	0	0	0	0
25	Letner,Becky		0	0	0	0	0	0	0	0	0	0	0	1	0	0	0	7
41	Brown,Autumn		0	0	0	0	0	0	0	0	0	0	0	0	0	0	0	0
45	Oran,Crystal		0	0	0	0	0	0	0	0	0	0	0	0	0	0	0	0
53	Wilson,Amber		0	0	0	0	0	0	0	0	0	0	0	0	0	0	0	1
55	Harris,Nacole		0	0	0	0	0	0	0	0	0	0	0	0	0	0	0	0
	Team Totals								0	0	0				3			
	TOTALS		17	28	1	6	6	10	3	9	12	9	41	8	3	1	9	80

Deadball Rebounds: 2, 0: 2

Tot FG %:	1st Half:	17-28	.607	2nd Half:	0- 0	.000	Game:	.607
3-Pt FG %:	1st Half:	1- 6	.167	2nd Half:	0- 0	.000	Game:	.167
FT % :	1st Half:	6-10	.600	2nd Half:	0- 0	.000	Game:	.600

SOUTH GREENE HIGH SCHOOL

	SGHS (HOME)		FG	AT	3-Pts FG	3-Pts AT	FT	AT	OF	DF	To	PF	TP	A	TO	BK	ST	MN
20	Huff,Kelly	f	0	1	0	0	0	0	0	1	1	0	0	0	1	0	0	12
44	Whaley,Carmen	f	0	0	0	0	0	0	0	0	0	3*	0	0	1	0	0	4
50	Booth,Debbi	c	3*	6*	0	0	0	0	0	1	1	2	6*<	0	1	0	0	12
14	Coffey,Chrystal	g	1	5	0	3*	2	2	0	0	0	0	4	2*	2	0	0	16
40	Dunn,Melissa	g	1	3	0	0	0	0	0	4*	4*	1	2	0	2	0	0	13
10	Holt,Pam		0	0	0	0	0	0	0	0	0	0	0	0	0	0	0	0
11	Myers,Mandie		0	0	0	0	0	0	0	0	0	0	0	0	0	0	0	0
21	Collins,Melanie		0	0	0	0	0	0	0	0	0	0	0	0	0	0	0	0
30	Brotherton,Kari		0	0	0	0	0	0	0	0	0	0	0	0	0	0	0	0
31	Neas,Kelli		0	0	0	0	0	0	0	0	0	0	0	0	0	0	0	0
32	Williams,Cassidy		0	1	0	0	2	2	1*	2	3	1	2	1	5*	0	0	10
42	Haire,Shalene		0	1	0	0	4*	4*	1*	2	3	1	4	0	0	0	0	12
54	Shelton,Tara		0	0	0	0	0	0	0	0	0	0	0	0	0	0	0	1
	Team Totals								1	0	1				12			
	TOTALS		5	17	0	3	8	8	3	10	13	8	18	3	12	0	0	80

Deadball Rebounds: 0, 0: 0

Tot FG %:	1st Half:	5-17	.294	2nd Half:	0- 0	.000	Game:	.294
3-Pt FG %:	1st Half:	0- 3	.000	2nd Half:	0- 0	.000	Game:	.000
FT % :	1st Half:	8- 8	1.000	2nd Half:	0- 0	.000	Game:	1.000

* - Denotes high in that category

SGHS: largest lead: 0 No. of leads: 0
MCHS: largest lead: 26 No. of leads: 1

Lead Changes: 0 No. of Ties: 0

	1	2
Meigs County	24	17
South Greene	2	16

010

OFFICIAL NCAA BASKETBALL BOX SCORE — Site: MURFREESBORO, TENN.

MARSHALL COUNTY HIGH SCHOOL (25-8) — Date: March 10, 1995

MAHS (VISITORS)			Total FG	Total AT	3-Pts FG	3-Pts AT	FT	AT	Rebounds OF	DF	To	PF	TP	A	TO	BK	ST	MN
21	GILBERT, MIKITA	f	4	6	0	0	3	4	1	3	4	3	11	0	0	0	0	22
30	KLINK, SHERRI	f	3	5	0	0	1	1	2	3	5	2	7	0	1	0	1	25
32	HAISLIP, NICKY	c	0	4	0	2	1	2	2	1	3	4	1	2	3	0	0	23
24	MORRIS, JILL	g	6	15	1	6	3	4	0	3	3	3	16	2	4	0	2	32
25	MAXWELL, ANGIE	g	3	5	0	0	0	0	2	6	8	4	6	4	1	1	0	32-
22	FAGAN, LISA		0	0	0	0	0	0	0	0	0	3	0	0	0	0	0	7
23	PARKS, CANDACE		2	6	0	1	0	0	2	1	3	1	4	2	1	0	2	19
11	REESE, STEPHANIE		--	--	--	--	--	--	--	--	--	--	--	--	--	--	--	DNP
13	CRUTCHER, NAKIA		--	--	--	--	--	--	--	--	--	--	--	--	--	--	--	DNP
14	DAVIS, ANDREA		--	--	--	--	--	--	--	--	--	--	--	--	--	--	--	DNP
15	HEIRHOLZER, DAWN		--	--	--	--	--	--	--	--	--	--	--	--	--	--	--	DNP
31	KNICKERBOCKER, CHERIE		--	--	--	--	--	--	--	--	--	--	--	--	--	--	--	DNP
33	DAVIS, LAMECIA		--	--	--	--	--	--	--	--	--	--	--	--	--	--	--	DNP
	Team Totals								0	1	1				0			
	TOTALS		18	41	1	9	8	11	9	18	27	20	45	10	10	1	5	160

Deadball Rebounds: 2, 0: 2

Tot FG %:	1st Half:	11-20	.550	2nd Half:	7-21	.333	Game:	.439
3-Pt FG %:	1st Half:	1- 2	.500	2nd Half:	0- 7	.000	Game:	.111
FT % :	1st Half:	1- 1	1.000	2nd Half:	7-10	.700	Game:	.727

MEIGS COUNTY HIGH SCHOOL (36-1)

MCHS (HOME)			Total FG	Total AT	3-Pts FG	3-Pts AT	FT	AT	Rebounds OF	DF	To	PF	TP	A	TO	BK	ST	MN
3	Irwin, Pam	f	5	6	0	0	4	5	1	1	2	2	14	1	2	1	3	31
31	Grooms, Denise	f	4	9	2	4	3	6	1	3	4	2	13	1	2	0	1	32
13	Greene, Misty	c	6	12	1	4	4	6	1	5	6	3	17	1	0	0	1	32
35	Simmons, Tanya	g	2	4	0	1	0	0	0	5	5	4	4	2	2	0	0	16
43	Jones, Leah	g	2	5	0	1	1	2	1	0	1	2	5	4	4	0	4	32-
25	Letner, Becky		0	0	0	0	0	0	1	0	1	0	0	1	0	0	0	17
11	Hutsell, Cindy		--	--	--	--	--	--	--	--	--	--	--	--	--	--	--	DNP
15	Meadows, Wendy		--	--	--	--	--	--	--	--	--	--	--	--	--	--	--	DNP
21	Renner, Danah		--	--	--	--	--	--	--	--	--	--	--	--	--	--	--	DNP
41	Brown, Autumn		--	--	--	--	--	--	--	--	--	--	--	--	--	--	--	DNP
45	Oran, Crystal		--	--	--	--	--	--	--	--	--	--	--	--	--	--	--	DNP
53	Wilson, Amber		--	--	--	--	--	--	--	--	--	--	--	--	--	--	--	DNP
55	Harris, Nacole		--	--	--	--	--	--	--	--	--	--	--	--	--	--	--	DNP
	Team Totals								0	1	1				0			
	TOTALS		19	36	3	10	12	19	5	15	20	13	53	10	10	1	9	160

Deadball Rebounds: 1, 0: 1

Tot FG %:	1st Half:	12-21	.571	2nd Half:	7-15	.467	Game:	.528
3-Pt FG %:	1st Half:	1- 3	.333	2nd Half:	2- 7	.286	Game:	.300
FT % :	1st Half:	4- 6	.667	2nd Half:	8-13	.615	Game:	.632

	1st	2nd	OT	OT	Tot
MAHS	24	21			45
MCHS	29	24			53

	1	2	3	4	FINAL
Marshall County	13	11	10	11	45
Meigs County	16	13	12	12	53

OFFICIALS: DALE CLARK, DAN BENNETT, JOHN BAILEY

Technical Fouls: none

Attendance: 3982

Comments: TSSAA CLASS AA SEMIFINALS

01
CURRENT STATS - HALFTIME CompuSTATS / San Diego,CA (619)296-7834

MARSHALL COUNTY HIGH SCHOOL Date: March 10, 1995

MAHS (VISITORS)		FG	AT	FG	AT	FT	AT	OF	DF	To	PF	TP	A	TO	BK	ST	MN
		Total-3-pts						Rebounds									
21 GILBERT,MIKITA	f	2	3	0	0	0	0	0	2*	2	3*	4	0	0	0	0	7
30 KLINK,SHERRI	f	1	2	0	0	0	0	2*	2*	4*	0	2	0	0	0	0	11
32 HAISLIP,NICKY	c	0	2	0	1*	0	0	1	1	2	2	0	2*	2	0	0	16
24 MORRIS,JILL	g	4*	6*	1*	1*	1*	1*	0	1	1	0	10*<	2*	3*	0	1*	16
25 MAXWELL,ANGIE	g	3	4	0	0	0	0	0	2*	2	1	6	2*	0	0	0	16
11 REESE,STEPHANIE		0	0	0	0	0	0	0	0	0	0	0	0	0	0	0	0
13 CRUTCHER,NAKIA		0	0	0	0	0	0	0	0	0	0	0	0	0	0	0	0
14 DAVIS,ANDREA		0	0	0	0	0	0	0	0	0	0	0	0	0	0	0	0
15 HEIRHOLZER,DAWN		0	0	0	0	0	0	0	0	0	0	0	0	0	0	0	0
22 FAGAN,LISA		0	0	0	0	0	0	0	0	0	1	0	0	0	0	0	5
23 PARKS,CANDACE		1	3	0	0	0	0	0	0	0	1	2	1	0	0	0	9
31 KNICKERBOCKER,CHERIE		0	0	0	0	0	0	0	0	0	0	0	0	0	0	0	0
33 DAVIS,LAMECIA		0	0	0	0	0	0	0	0	0	0	0	0	0	0	0	0
Team Totals								0	0	0				5			
TOTALS		11	20	1	2	1	1	3	8	11	8	24	7	5	0	1	80

Deadball Rebounds: 0, 0: 0

Tot FG %:	1st Half:	11-20 .550	2nd Half:	0- 0 .000	Game:	.550
3-Pt FG %:	1st Half:	1- 2 .500	2nd Half:	0- 0 .000	Game:	.500
FT % :	1st Half:	1- 1 1.000	2nd Half:	0- 0 .000	Game:	1.000

MEIGS COUNTY HIGH SCHOOL

MCHS (HOME)		FG	AT	FG	AT	FT	AT	OF	DF	To	PF	TP	A	TO	BK	ST	MN
		Total-3-Pts						Rebounds									
03 Irwin,Pam	f	2	2	0	0	0	0	0	1	1	2*	4	1	1	0	1	15
31 Grooms,Denise	f	2	6	0	1*	1	2	1*	1	2*	0	5	1	0	0	0	16
13 Greene,Misty	c	5*	7*	1*	1*	3*	4*	0	2*	2*	1	14*<	1	0	0	0	16
35 Simmons,Tanya	g	1	3	0	1*	0	0	0	2*	2*	1	2	2	2*	0	0	8
43 Jones,Leah	g	2	3	0	0	0	0	1*	0	1	1	4	3*	1	0	3*	16
11 Hutsell,Cindy		0	0	0	0	0	0	0	0	0	0	0	0	0	0	0	0
15 Meadows,Wendy		0	0	0	0	0	0	0	0	0	0	0	0	0	0	0	0
21 Renner,Danah		0	0	0	0	0	0	0	0	0	0	0	0	0	0	0	0
25 Letner,Becky		0	0	0	0	0	0	1*	0	1	0	0	1	0	0	0	9
41 Brown,Autumn		0	0	0	0	0	0	0	0	0	0	0	0	0	0	0	0
45 Oran,Crystal		0	0	0	0	0	0	0	0	0	0	0	0	0	0	0	0
53 Wilson,Amber		0	0	0	0	0	0	0	0	0	0	0	0	0	0	0	0
55 Harris,Nacole		0	0	0	0	0	0	0	0	0	0	0	0	0	0	0	0
Team Totals								0	0	0				4			
TOTALS		12	21	1	3	4	6	3	6	9	5	29	9	4	0	4	80

Deadball Rebounds: 0, 0: 0

Tot FG %:	1st Half:	12-21 .571	2nd Half:	0- 0 .000	Game:	.571
3-Pt FG %:	1st Half:	1- 3 .333	2nd Half:	0- 0 .000	Game:	.333
FT % :	1st Half:	4- 6 .667	2nd Half:	0- 0 .000	Game:	.667

* - Denotes high in that category

MCHS: largest lead: 6 No. of leads: 6
MAHS: largest lead: 6 No. of leads: 3

Lead Changes: 3 No. of Ties: 5

Marshall County 13 11
Meigs County 16 13

010

OFFICIAL NCAA BASKETBALL BOX SCORE — Site: MURFEESBORO, TENN.

HICKMAN COUNTY HIGH SCHOOL (32-5) — Date: March 11, 1995

	HCHS (VISITORS)		Total FG	Total AT	3-Pts FG	3-Pts AT	FT	FT AT	Rebounds OF	Rebounds DF	Rebounds To	PF	TP	A	TO	BK	ST	MN
15	MANGRUM, ALICIA	f	8	11	0	0	0	0	0	6	6	1	16	0	2	0	0	28
40	NEELY, RHONDA	f	4	7	0	0	2	2	1	5	6	5	10	2	4	1	1	27
23	BAKER, MARISA	c	0	0	0	0	0	0	0	1	1	1	0	0	0	0	0	3
21	VINCENT, EMILY	g	2	4	2	3	0	0	0	3	3	1	6	6	4	0	0	32-
25	MYATT, BECKY	g	9	16	2	5	5	5	2	3	5	1	25	8	2	0	0	32
20	MATHIS, AMANDA		4	6	3	5	0	0	0	1	1	1	11	1	0	0	0	25
45	SCATES, TALISHA		1	1	0	0	0	1	0	3	3	3	2	0	0	0	0	13
10	ATKINSON, CELENA		--	--	--	--	--	--	--	--	--	--	--	--	--	--	--	DNP
14	DICK, JENNIFER		--	--	--	--	--	--	--	--	--	--	--	--	--	--	--	DNP
22	JUDD, AMANDA		--	--	--	--	--	--	--	--	--	--	--	--	--	--	--	DNP
31	WALLACE, NICOLE		--	--	--	--	--	--	--	--	--	--	--	--	--	--	--	DNP
43	MCCLAIN, EUGENIA		--	--	--	--	--	--	--	--	--	--	--	--	--	--	--	DNP
	Team Totals								0	1	1				0			
	TOTALS		28	45	7	13	7	8	3	23	26	13	70	17	12	1	1	160

Deadball Rebounds: 0, 0: 0

Tot FG %:	1st Half:	13-23	.565	2nd Half: 15-22	.682	Game: .622
3-Pt FG %:	1st Half:	6- 8	.750	2nd Half: 1- 5	.200	Game: .538
FT % :	1st Half:	5- 5	1.000	2nd Half: 2- 3	.667	Game: .875

MEIGS COUNTY HIGH SCHOOL (37-1)

	MCHS (HOME)		Total FG	Total AT	3-Pts FG	3-Pts AT	FT	FT AT	Rebounds OF	Rebounds DF	Rebounds To	PF	TP	A	TO	BK	ST	MN
31	Grooms, Denise	f	3	6	1	4	1	2	1	1	2	2	8	2	0	0	2	32
43	Jones, Leah	f	1	2	0	1	1	1	0	1	1	1	3	2	1	0	1	32
13	Greene, Misty	c	10	19	3	4	1	1	1	6	7	1	24	3	0	0	0	32
3	Irwin, Pam	g	13	25	0	5	3	6	2	2	4	4	29	1	0	1	3	31
35	Simmons, Tanya	g	3	4	0	0	2	3	3	5	8	0	8	2	1	0	1	21
25	Letner, Becky		0	0	0	0	0	0	0	0	0	0	0	0	0	0	1	13
11	Hutsell, Cindy		--	--	--	--	--	--	--	--	--	--	--	--	--	--	--	DNP
15	Meadows, Wendy		--	--	--	--	--	--	--	--	--	--	--	--	--	--	--	DNP
21	Renner, Danah		--	--	--	--	--	--	--	--	--	--	--	--	--	--	--	DNP
41	Brown, Autumn		--	--	--	--	--	--	--	--	--	--	--	--	--	--	--	DNP
45	Oran, Crystal		--	--	--	--	--	--	--	--	--	--	--	--	--	--	--	DNP
53	Wilson, Amber		--	--	--	--	--	--	--	--	--	--	--	--	--	--	--	DNP
55	Harris, Nacole		--	--	--	--	--	--	--	--	--	--	--	--	--	--	--	DNP
	Team Totals								0	0	0				0			
	TOTALS		30	56	4	14	8	13	7	15	22	8	72	10	2	1	8	160

Deadball Rebounds: 1, 0: 1

Tot FG %:	1st Half:	14-26	.538	2nd Half: 16-30	.533	Game: .536
3-Pt FG %:	1st Half:	3- 6	.500	2nd Half: 1- 8	.125	Game: .286
FT % :	1st Half:	3- 5	.600	2nd Half: 5- 8	.625	Game: .615

	1st	2nd	OT	OT	Tot
HCHS	37	33			70
MCHS	34	38			72

OFFICIALS: TRAVIS CHANDLER, BRIAN BARRACH, STEVE PEERY

Technical Fouls: none

Attendance: TBA

Comments: MATHIS SETS 3PTA TOUR. REC.30, HCHS SETS 3PTA 54 & 3PTM 21

	1	2	3	4	FINAL
Hickman County	20	17	19	14	70
Meigs County	23	11	17	21	72

01
CURRENT STATS - HALFTIME CompuSTATS / San Diego,CA (619)296-7834

HICKMAN COUNTY HIGH SCHOOL Date: March 11, 1995

	HCHS (VISITORS)		FG	AT	FG	AT	FT	AT	OF	DF	To	PF	TP	A	TO	BK	ST	MN
			Total-3-pts						Rebounds									
15	MANGRUM,ALICIA	f	4*	6	0	0	0	0	0	3*	3*	0	8	0	1	0	0	13
40	NEELY,RHONDA	f	1	2	0	0	0	0	1*	1	2	2*	2	1	3*	0	0	12
23	BAKER,MARISA	c	0	0	0	0	0	0	0	1	1	1	0	0	0	0	0	3
21	VINCENT,EMILY	g	2	4	2*	3*	0	0	0	2	2	1	6	3	2	0	0	16
25	MYATT,BECKY	g	4*	9*	2*	3*	5*	5*	1*	2	3*	0	15*<	4*	0	0	0	16
10	ATKINSON,CELENA		0	0	0	0	0	0	0	0	0	0	0	0	0	0	0	0
14	DICK,JENNIFER		0	0	0	0	0	0	0	0	0	0	0	0	0	0	0	0
20	MATHIS,AMANDA		2	2	2*	2	0	0	0	1	1	0	6	1	0	0	0	13
22	JUDD,AMANDA		0	0	0	0	0	0	0	0	0	0	0	0	0	0	0	0
31	WALLACE,NICOLE		0	0	0	0	0	0	0	0	0	0	0	0	0	0	0	0
43	MCCLAIN,EUGENIA		0	0	0	0	0	0	0	0	0	0	0	0	0	0	0	0
45	SCATES,TALISHA		0	0	0	0	0	0	0	1	1	2*	0	0	0	0	0	7
	Team Totals								0	1	1				6			
	TOTALS		13	23	6	8	5	5	2	12	14	6	37	9	6	0	0	80

Deadball Rebounds: 0, 0: 0

Tot FG %:	1st Half:	13-23 .565	2nd Half:	0- 0 .000	Game:	.565
3-Pt FG %:	1st Half:	6- 8 .750	2nd Half:	0- 0 .000	Game:	.750
FT % :	1st Half:	5- 5 1.000	2nd Half:	0- 0 .000	Game:	1.000

MEIGS COUNTY HIGH SCHOOL

	MCHS (HOME)		FG	AT	FG	AT	FT	AT	OF	DF	To	PF	TP	A	TO	BK	ST	MN
			Total-3-Pts						Rebounds									
31	Grooms,Denise	f	1	2	0	1	0	0	1*	1	2	0	2	2*	0	0	1*	16
43	Jones,Leah	f	0	0	0	0	0	0	0	1	1	1	0	0	1*	0	0	16
13	Greene,Misty	c	7*	13*	3*	4*	1*	1	0	3*	3*	0	18*<	2*	0	0	0	16
03	Irwin,Pam	g	5	10	0	1	1*	2*	0	0	0	3*	11	1	0	0	1*	15
35	Simmons,Tanya	g	1	1	0	0	1*	2*	0	3*	3*	0	3	2*	0	0	1*	14
11	Hutsell,Cindy		0	0	0	0	0	0	0	0	0	0	0	0	0	0	0	0
15	Meadows,Wendy		0	0	0	0	0	0	0	0	0	0	0	0	0	0	0	0
21	Renner,Danah		0	0	0	0	0	0	0	0	0	0	0	0	0	0	0	0
25	Letner,Becky		0	0	0	0	0	0	0	0	0	0	0	0	0	0	0	3
41	Brown,Autumn		0	0	0	0	0	0	0	0	0	0	0	0	0	0	0	0
45	Oran,Crystal		0	0	0	0	0	0	0	0	0	0	0	0	0	0	0	0
53	Wilson,Amber		0	0	0	0	0	0	0	0	0	0	0	0	0	0	0	0
55	Harris,Nacole		0	0	0	0	0	0	0	0	0	0	0	0	0	0	0	0
	Team Totals								0	0	0				1			
	TOTALS		14	26	3	6	3	5	1	8	9	4	34	7	1	0	3	80

Deadball Rebounds: 1, 0: 1

Tot FG %:	1st Half:	14-26 .538	2nd Half:	0- 0 .000	Game:	.538
3-Pt FG %:	1st Half:	3- 6 .500	2nd Half:	0- 0 .000	Game:	.500
FT % :	1st Half:	3- 5 .600	2nd Half:	0- 0 .000	Game:	.600

* - Denotes high in that category

MCHS: largest lead: 5 No. of leads: 4
HCHS: largest lead: 4 No. of leads: 2

Lead Changes: 0 No. of Ties: 5

	1	2
Hickman County	20	17
Meigs County	23	11

1994 Class AA State Girls' Basketball Tournament

March 9 - March 12, 1994 · Middle Tennessee State University - Murfreesboro

Game 1
Wed. Mar. 9 7:00 PM

Macon Co. (28-5)	37
Meigs Co. (31-1)	48

Game 2
Wed. Mar. 9 8:30 PM

South Greene (32-1)	59
Harding Academy (29-5)	57

OT

Game 3
Thu. Mar. 10 11:30 AM

Giles Co. (28-3)	58
Happy Valley (23-9)	35

Game 4
Thu. Mar. 10 1:00 PM

Gibson Co. (33-0)	54
Livingston Academy (35-1)	69

Game 5
Fri. Mar. 11 2:30 PM

Meigs Co.	47
South Greene	60

Game 6
Fri. Mar. 11 5:30 PM

Giles Co.	58
Livingston Academy	63

Game 7
Sat. Mar. 12 5:00 PM

OT

South Greene	47
Livingston Academy	53

Livingston Academy

STATE CHAMPION

OFFICIAL NCAA BASKETBALL BOX SCORE — Site: Murfreesboro, TN

Meigs County High School (32-1) — Date: March 9, 1994

Mehs (VISITORS)			Total FG	Total AT	3-Pts FG	3-Pts AT	FT	FT AT	Rebounds OF	Rebounds DF	Rebounds To	PF	TP	A	TO	BK	ST	MN
3	Irwin, Pam	f	6	17	1	1	6	8	0	5	5	1	19	3	1	0	4	40-
13	Greene, Misty	f	9	19	2	3	3	3	5	3	8	3	23	0	4	0	3	40-
31	Everett, Crystal	c	0	2	0	0	0	0	1	3	4	0	0	2	0	0	0	36
35	Bivens, Buffy	g	0	2	0	0	2	3	0	0	0	1	2	1	2	0	0	38
50	Lankford, Alicia	g	2	3	0	0	0	0	0	2	2	0	4	0	0	0	1	29
25	Letner, Becky		0	0	0	0	0	0	0	0	0	2	0	0	0	0	0	6
43	Jones, Leah		0	0	0	0	0	0	0	0	0	1	0	1	1	0	2	12
5	Stiner, Tab		0	0	0	0	0	0	0	0	0	0	0	0	0	0	0	0+
15	Meadows, Wendy		--	--	--	--	--	--	--	--	--	--	--	--	--	--	--	DNP
21	Renner, Danah		--	--	--	--	--	--	--	--	--	--	--	--	--	--	--	DNP
33	Simmons, Tanya		0	0	0	0	0	0	0	0	0	0	0	0	0	0	0	0+
45	Oran, Crystal		--	--	--	--	--	--	--	--	--	--	--	--	--	--	--	DNP
53	Wilson, Amber		--	--	--	--	--	--	--	--	--	--	--	--	--	--	--	DNP
55	Harris, Nicole		0	0	0	0	0	0	0	0	0	0	0	0	0	0	0	0+
	Team Totals								0	1	1				0			
	TOTALS		17	43	3	4	11	14	6	14	20	8	48	7	8	0	10	200

Deadball Rebounds: 1, 0: 1

Tot FG %:	1st Half:	10-23	.435	2nd Half:	7-20	.350	Game: .395
3-Pt FG %:	1st Half:	0- 1	.000	2nd Half:	3- 3	1.000	Game: .750
FT % :	1st Half:	5- 7	.714	2nd Half:	6- 7	.857	Game: .786

Macon County High School (28-6)

Mahs (HOME)			Total FG	Total AT	3-Pts FG	3-Pts AT	FT	FT AT	Rebounds OF	Rebounds DF	Rebounds To	PF	TP	A	TO	BK	ST	MN
14	Blakenship, Mitzi	f	2	15	1	6	1	1	1	1	2	4	6	5	6	0	2	40-
42	Shoulders, Tara	f	2	8	1	5	0	0	2	0	2	4	5	1	2	0	1	39
44	Carter, Holly	c	0	3	0	1	0	0	1	3	4	2	0	0	4	0	0	40-
50	Cook, Alicia	g	7	11	0	0	2	4	5	8	13	2	16	1	4	1	1	40-
52	Swindle, Kim	g	4	5	0	0	2	2	5	9	14	2	10	0	2	1	1	40-
12	McMurray, Mattie		0	1	0	0	0	0	0	0	0	1	0	0	0	0	0	1
10	Flippen, Krystal		--	--	--	--	--	--	--	--	--	--	--	--	--	--	--	DNP
20	Garrett, Holly		0	0	0	0	0	0	0	0	0	0	0	0	0	0	0	0+
22	Cochran, Laura Beth		0	0	0	0	0	0	0	0	0	0	0	0	0	0	0	0+
24	Eller, Amy		--	--	--	--	--	--	--	--	--	--	--	--	--	--	--	DNP
30	Harris, Mendy		0	0	0	0	0	0	0	0	0	0	0	0	0	0	0	0+
31	Woodard, Karay		0	0	0	0	0	0	0	1	1	0	0	0	0	0	0	0+
34	Comer, Amanda		--	--	--	--	--	--	--	--	--	--	--	--	--	--	--	DNP
40	Cook, Emily		--	--	--	--	--	--	--	--	--	--	--	--	--	--	--	DNP
	Team Totals								0	0	0				0			
	TOTALS		15	43	2	12	5	7	14	22	36	15	37	7	18	2	5	200

Deadball Rebounds: 2, 0: 2

Tot FG %:	1st Half:	7-22	.318	2nd Half:	8-21	.381	Game: .349
3-Pt FG %:	1st Half:	1- 7	.143	2nd Half:	1- 5	.200	Game: .167
FT % :	1st Half:	2- 2	1.000	2nd Half:	3- 5	.600	Game: .714

	1st	2nd	OT	OT	Tot
Mehs	25	23			48
Mahs	17	20			37

OFFICIALS: Larry Hutchinson, Robert Cupples, Bill Barnard

Technical Fouls: none

Attendance: TBA

Comments: TSSAA State Tournament

FIRST-HALF BOX SCORE
NOT AVAILABLE FOR THIS GAME

If you have this information please
notify or email a scan to tssaa@tssaa.org.

OFFICIAL NCAA BASKETBALL BOX SCORE — Site: Murfreesboro, Tenn.

South Greene High School (34-1) — Date: March 11, 1994

SGHS (VISITORS)			Total FG	Total AT	3-Pts FG	3-Pts AT	FT	FT AT	Rebounds OF	Rebounds DF	Rebounds To	PF	TP	A	TO	BK	ST	MN
31	Davis, Jeannette	f	6	12	0	0	5	6	4	7	11	4	17	3	4	0	1	32
44	Whaley, Carmen	f	3	6	0	0	6	6	1	6	7	2	12	3	2	0	1	23
54	Davis, Jennifer	c	7	11	0	0	1	3	4	6	10	1	15	2	3	0	0	32
12	Dubois, Darlene	g	1	1	1	1	1	2	0	3	3	4	4	0	1	0	1	20
21	Aldridge, Haven	g	5	14	0	0	0	0	2	3	5	2	10	4	3	1	1	32
20	Huff, Kelly		1	4	0	0	0	0	1	1	2	2	2	0	1	0	0	16
40	Dunn, Melissa		0	0	0	0	0	0	1	1	2	1	0	0	0	0	0	5
14	Coffey, Chrystal		--	--	--	--	--	--	--	--	--	--	--	--	--	--	--	DNP
30	Brotherton, Kari		--	--	--	--	--	--	--	--	--	--	--	--	--	--	--	DNP
32	Williams, Cassidy		--	--	--	--	--	--	--	--	--	--	--	--	--	--	--	DNP
42	Haire, Shalene		0	0	0	0	0	0	0	0	0	0	0	0	0	0	0	0+
50	Booth, Debbie		--	--	--	--	--	--	--	--	--	--	--	--	--	--	--	DNP
	Team Totals								1	0	1				0			
	TOTALS		23	48	1	1	13	17	14	27	41	16	60	12	14	1	4	160

Deadball Rebounds: 2, 1: 3

Tot. FG %:	1st Half:	12-29	.414	2nd Half:	11-19	.579	Game:	.479
3-Pt FG %:	1st Half:	1- 1	1.000	2nd Half:	0- 0	.000	Game:	1.000
FT % :	1st Half:	4- 7	.571	2nd Half:	9-10	.900	Game:	.765

Meigs County High School (32-2)

MEHS (HOME)			Total FG	Total AT	3-Pts FG	3-Pts AT	FT	FT AT	Rebounds OF	Rebounds DF	Rebounds To	PF	TP	A	TO	BK	ST	MN
13	Greene, Misty	f	4	14	2	7	2	2	1	3	4	0	12	4	1	0	3	32
31	Everett, Crystal	f	0	2	0	0	0	1	0	1	1	0	0	0	0	0	0	21
50	Lankford, Alicia	c	6	8	0	0	0	0	1	7	8	5	12	1	2	0	0	26
3	Irwin, Pam	g	5	14	0	0	6	7	1	1	2	4	16	3	2	1	3	32
35	Bivens, Buffy	g	1	7	0	4	5	6	2	0	2	2	7	3	1	0	1	30
5	Stiner, Tab		0	0	0	0	0	0	0	0	0	0	0	0	0	0	0	1
43	Jones, Leah		0	3	0	0	0	0	0	0	0	4	0	0	1	0	2	17
15	Meadows, Wendy		--	--	--	--	--	--	--	--	--	--	--	--	--	--	--	DNP
21	Renner, Danah		--	--	--	--	--	--	--	--	--	--	--	--	--	--	--	DNP
25	Letner, Becky		--	--	--	--	--	--	--	--	--	--	--	--	--	--	--	DNP
33	Simmons, Tanya		--	--	--	--	--	--	--	--	--	--	--	--	--	--	--	DNP
45	Oran, Crystal		--	--	--	--	--	--	--	--	--	--	--	--	--	--	--	DNP
53	Wilson, Amber		--	--	--	--	--	--	--	--	--	--	--	--	--	--	--	DNP
55	Harris, Nicole		--	--	--	--	--	--	--	--	--	--	--	--	--	--	--	DNP
	Team Totals								0	0	0				0			
	TOTALS		16	48	2	11	13	16	5	12	17	15	47	11	7	1	9	160

Deadball Rebounds: 2, 1: 3

Tot FG %:	1st Half:	7-20	.350	2nd Half:	9-28	.321	Game:	.333
3-Pt FG %:	1st Half:	0- 2	.000	2nd Half:	2- 9	.222	Game:	.182
FT % :	1st Half:	7- 8	.875	2nd Half:	6- 8	.750	Game:	.813

	1st	2nd	3	4	Tot.
SGHS	20	9	14	17	60
MEHS	15	6	21	5	47

OFFICIALS: Danny Tippett, Larry Hutchinson, Robert Cupples

Technical Fouls: none

Attendance: 4053

Comments: TSSAA STATE TOURNAMENT

CURRENT STATS - HALFTIME CompuSTATS / San Diego,CA (619)296-7834

South Greene High School Date: March 11, 1994

	SGHS (VISITORS)		FG	AT	FG	AT	FT	AT	OF	DF	To	PF	TP	A	TO	BK	ST	MN
			Total-3-pts						Rebounds									
31	Davis,Jeannette	f	3	8*	0	0	1	2	2*	1	3	2	7	1	0	0	1*	16
44	Whaley,Carmen	f	1	3	0	0	2*	2	0	2*	2	0	4	2*	0	0	1*	7
54	Davis,Jennifer	c	4*	8*	0	0	1	3*	2*	2*	4*	1	9*<	0	1*	0	0	16
12	Dubois,Darlene	g	1	1	1*	1*	0	0	0	2*	2	3*	3	0	0	0	1*	13
21	Aldridge,Haven	g	3	6	0	0	0	0	1	2*	3	1	6	2*	1*	0	1*	16
14	Coffey,Chrystal		0	0	0	0	0	0	0	0	0	0	0	0	0	0	0	0
20	Huff,Kelly		0	3	0	0	0	0	1	1	2	1	0	0	1*	0	0	7
30	Brotherton,Kari		0	0	0	0	0	0	0	0	0	0	0	0	0	0	0	0
32	Williams,Cassidy		0	0	0	0	0	0	0	0	0	0	0	0	0	0	0	0
40	Dunn,Melissa		0	0	0	0	0	0	1	1	2	1	0	0	0	0	0	5
42	Haire,Shalene		0	0	0	0	0	0	0	0	0	0	0	0	0	0	0	0
50	Booth,Debbie		0	0	0	0	0	0	0	0	0	0	0	0	0	0	0	0
	Team Totals								1	0	1				3			
	TOTALS		12	29	1	1	4	7	8	11	19	9	29	5	3	0	4	80

Deadball Rebounds: 2, 0: 2

Tot FG %:	1st Half:	12-29	.414	2nd Half:	0- 0	.000	Game:	.414
3-Pt FG %:	1st Half:	1- 1	1.000	2nd Half:	0- 0	.000	Game:	1.000
FT % :	1st Half:	4- 7	.571	2nd Half:	0- 0	.000	Game:	.571

Meigs County High School

	MEHS (HOME)		FG	AT	FG	AT	FT	AT	OF	DF	To	PF	TP	A	TO	BK	ST	MN
			Total-3-Pts						Rebounds									
13	Greene,Misty	f	1	5	0	1*	2	2	1*	2	3	0	4	1	1	0	1*	16
31	Everett,Crystal	f	0	1	0	0	0	1	0	1	1	0	0	0	0	0	0	9
50	Lankford,Alicia	c	3*	5	0	0	0	0	0	6*	6*	3*	6	0	2*	0	0	16
03	Irwin,Pam	g	3*	7*	0	0	3*	3*	0	1	1	1	9*<	2*	2*	1*	0	16
35	Bivens,Buffy	g	0	2	0	1*	2	2	1*	0	1	1	2	1	1	0	0	14
05	Stiner,Tab		0	0	0	0	0	0	0	0	0	0	0	0	0	0	0	1
15	Meadows,Wendy		0	0	0	0	0	0	0	0	0	0	0	0	0	0	0	0
21	Renner,Danah		0	0	0	0	0	0	0	0	0	0	0	0	0	0	0	0
25	Letner,Becky		0	0	0	0	0	0	0	0	0	0	0	0	0	0	0	0
33	Simmons,Tanya		0	0	0	0	0	0	0	0	0	0	0	0	0	0	0	0
43	Jones,Leah		0	0	0	0	0	0	0	0	0	0	0	0	0	0	0	8
45	Oran,Crystal		0	0	0	0	0	0	0	0	0	0	0	0	0	0	0	0
53	Wilson,Amber		0	0	0	0	0	0	0	0	0	0	0	0	0	0	0	0
55	Harris,Nicole		0	0	0	0	0	0	0	0	0	0	0	0	0	0	0	0
	Team Totals								1	0	1				6			
	TOTALS		7	20	0	2	7	8	3	10	13	5	21	4	6	1	1	80

Deadball Rebounds: 0, 0: 0

Tot FG %:	1st Half:	7-20	.350	2nd Half:	0- 0	.000	Game:	.350
3-Pt FG %:	1st Half:	0- 2	.000	2nd Half:	0- 0	.000	Game:	.000
FT % :	1st Half:	7- 8	.875	2nd Half:	0- 0	.000	Game:	.875

* - Denotes high in that category

MEHS: largest lead: 0 No. of leads: 0
SGHS: largest lead: 11 No. of leads: 3

Lead Changes: 0 No. of Ties: 2

	1	2	H
South Greene	20	9	29
Meigs County	15	6	21

1993 Class AA State Girls' Basketball Tournament

March 10 - March 13, 1993 · Middle Tennessee State University - Murfreesboro

Game 1
Wed. Mar. 10 7:00 PM

Brentwood Academy (24-9)	40
South Greene (34-0)	52

Game 2
Wed. Mar. 10 8:30 PM

Meigs Co. (34-1)	66
McNairy Central (29-4)	46

Game 3
Thu. Mar. 11 11:30 AM

Mitchell (26-6)	44
Chuckey-Doak (20-15)	55

Game 4
Thu. Mar. 11 1:00 PM

Waverly (27-5)	44
Livingston Academy (30-2)	64

Game 5
Fri. Mar. 12 2:30 PM

South Greene	62
Meigs Co.	74

Game 6
Fri. Mar. 12 5:30 PM

Chuckey-Doak	40
Livingston Academy	66

Game 7
Sat. Mar. 13 6:00 PM

Meigs Co.	61
Livingston Academy	49

Meigs Co.
STATE CHAMPION

OFFICIAL NCAA BASKETBALL BOX SCORE 03-09-93 MURFREESBORO
Licensed To: Middle Tennessee FINAL BOX

VISITORS: McNAIRY CENTRAL 29-5

NO	PLAYER	FG	FGA	3P	3PA	FT	FTA	OR	DR	TOT	PF	PTS	A	TO	BLK	S	MIN
05	KERRI WHITTEN	3	4	0	0	2	2	1	2	3	3	8	0	0	0	0	22
21	NATASHA BROWN	3	9	1	2	1	3	3	3	6	4	8	1	0	0	3	26
31	SHELLY SURRATT	1	9	0	3	0	0	0	5	5	3	2	1	4	0	0	27
44	ROBIN AYERS	8	11	0	0	0	0	3	0	3	2	16	1	2	0	0	25
55	MELODY PRICE	1	7	0	1	2	4	1	1	2	2	4	0	1	0	0	18
11	KRISTI LOTT	0	0	0	0	0	0	0	1	1	1	0	0	1	0	0	4
51	MANDY MURPHY	0	1	0	1	0	0	0	0	0	0	0	0	0	0	0	0
43	PAIGE McMAHAN	1	2	0	0	0	0	1	0	1	1	2	0	0	0	0	7
33	LINDSAY GUIDA	0	0	0	0	0	0	0	0	0	1	0	0	0	0	0	0
23	HOLLY SMITH	2	4	0	0	0	0	0	2	2	2	4	0	0	0	0	12
41	PRUDENCE SMITH	0	0	0	0	0	0	0	0	0	0	0	0	0	0	0	0
13	STACIE BLACK	0	0	0	0	0	0	0	0	0	0	0	0	0	0	0	0
53	LAURA WALKER	0	0	0	0	0	0	0	0	0	0	0	0	0	0	0	0
15	KRISTI GOODRUM	1	4	0	2	0	0	3	4	7	2	2	1	4	0	0	19
	TEAM							0	0	0				0			
	TOTALS	20	51	1	9	5	9	12	18	30	21	46	4	12	0	3	160

TOTAL FG %	1st Half 30.8	2nd Half 48.0	OT	Game 39.2	DEADBALL			
3 PT FG %	1st Half 0.0	2nd Half 14.3	OT	Game 11.1	REBOUNDS	2		
FT %	1st Half 100.0	2nd Half 20.0	OT	Game 55.6				

HOME: MEIGS COUNTY 35-1

NO	PLAYER	FG	FGA	3P	3PA	FT	FTA	OR	DR	TOT	PF	PTS	A	TO	BLK	S	MIN
11	RACHEL POWELL	5	13	2	6	7	9	0	0	0	3	19	2	2	1	0	32
13	MISTY GREENE	4	7	0	0	1	2	0	8	8	1	9	3	2	0	0	29
15	DEBBIE TROWBRIDGE	4	7	0	0	4	4	0	4	4	0	12	2	2	0	1	32
51	SHELLY STINER	2	3	0	0	0	0	3	0	3	1	4	0	0	0	0	22
53	HEATHER WILSON	6	10	0	0	6	6	1	4	5	2	18	1	2	0	5	30
43	LEAH JONES	DNP-	CC														
50	ALICIA LANKFORD	1	2	0	0	0	0	0	2	2	0	2	0	0	0	0	9
23	CASSIE LETNER	0	0	0	0	0	0	0	0	0	0	0	0	0	0	0	0
25	BECKY LETNER	DNP-	CC														
35	BUFFY BIVENS	0	0	0	0	0	0	0	0	0	0	0	0	0	0	0	0
05	TABITHA STINER	DNP-	CC														
41	LAURA IRVIN	0	0	0	0	0	0	0	0	0	0	0	0	0	0	0	0
31	CRYSTAL EVERETT	0	0	0	0	0	0	0	0	0	0	0	0	0	0	0	0
03	PAM IRWIN	0	0	0	0	2	3	1	1	2	0	2	0	0	0	0	6
	TEAM							0	2	2				0			
	TOTALS	22	42	2	6	20	24	5	21	26	7	66	8	8	1	6	160

TOTAL FG %	1st Half 54.2	2nd Half 50.0	OT	Game 52.4	DEADBALL			
3 PT FG %	1st Half 0.0	2nd Half 50.0	OT	Game 33.3	REBOUNDS	1		
FT %	1st Half 80.0	2nd Half 85.7	OT	Game 83.3				

Technical Fouls: 0
Attendance: 3857

OFFICIALS
#0- JOE PLATT
#0- TRAVIS CHANDLER
#0- JAMES KINZER

SCORE BY PERIODS	1	2	3	4	OT	FINAL
McNAIRY CENTRAL	10	10	14	12		46
MEIGS COUNTY	16	18	13	19		66

TECHNICAL FOULS:

INDIVIDUAL:
McNAIRY: NONE L
MEIGS: NONE

This report has been produced by STATMAN II (tm) 3.00.FWC
Copyright (c) 1991 NBA Properties, Inc. All Rights Reserved.

OFFICIAL NCAA BASKETBALL BOX SCORE 03-09-93 MURFREESBORO
Licensed To: Middle Tennessee FIRST HALF

VISITORS: McNAIRY CENTRAL

NO	PLAYER	FG	FGA	3P	3PA	FT	FTA	OR	DR	TOT	PF	PTS	A	TO	BLK	S	MIN
05	KERRI WHITTEN	0	0	0	0	2	2	1	2	3	2	2	0	0	0	0	8
21	NATASHA BROWN	1	4	0	0	0	0	2	1	3	2	2	1	0	0	2	12
31	SHELLY SURRATT	1	5	0	0	0	0	0	2	2	0	2	0	2	0	0	12
44	ROBIN AYERS	4	7	0	0	0	0	1	0	1	0	8	0	1	0	0	13
55	MELODY PRICE	1	4	0	0	2	2	0	1	1	2	4	0	1	0	0	10
11	KRISTI LOTT	0	0	0	0	0	0	0	1	1	0	0	0	1	0	0	3
51	MANDY MURPHY	DNP-															
43	PAIGE McMAHAN	1	2	0	0	0	0	1	0	1	1	2	0	0	0	0	5
33	LINDSAY GUIDA	DNP-															
23	HOLLY SMITH	0	1	0	0	0	0	0	2	2	1	0	0	0	0	0	6
41	PRUDENCE SMITH	DNP-															
13	STACIE BLACK	DNP-															
53	LAURA WALKER	DNP-															
15	KRISTI GOODRUM	0	3	0	2	0	0	1	1	2	1	0	0	3	0	0	11
	TEAM							0	0	0				0			
	TOTALS	8	26	0	2	4	4	6	10	16	9	20	1	8	0	2	80

TOTAL FG %	1st Half 30.8	2nd Half	OT	Game 30.8	DEADBALL		
3 PT FG %	1st Half 0.0	2nd Half	OT	Game 0.0	REBOUNDS	0	
FT %	1st Half 100.0	2nd Half	OT	Game 100.0			

HOME: MEIGS COUNTY

NO	PLAYER	FG	FGA	3P	3PA	FT	FTA	OR	DR	TOT	PF	PTS	A	TO	BLK	S	MIN
11	RACHEL POWELL	3	7	0	2	3	5	0	0	0	1	9	1	2	1	0	16
13	MISTY GREENE	2	3	0	0	1	1	0	5	5	0	5	1	2	0	0	15
15	DEBBIE TROWBRIDGE	3	4	0	0	2	2	0	2	2	0	8	1	1	0	1	16
51	SHELLY STINER	0	1	0	0	0	0	1	0	1	1	0	0	0	0	0	9
53	HEATHER WILSON	4	7	0	0	2	2	1	1	2	0	10	1	0	0	3	14
43	LEAH JONES	DNP-															
50	ALICIA LANKFORD	1	2	0	0	0	0	0	2	2	0	2	0	0	0	0	6
23	CASSIE LETNER	DNP-															
25	BECKY LETNER	DNP-															
35	BUFFY BIVENS	DNP-															
05	TABITHA STINER	DNP-															
41	LAURA IRVIN	DNP-															
31	CRYSTAL EVERETT	DNP-															
03	PAM IRWIN	0	0	0	0	0	0	0	1	1	0	0	0	0	0	0	4
	TEAM							0	1	1				0			
	TOTALS	13	24	0	2	8	10	2	12	14	2	34	4	5	1	4	80

TOTAL FG %	1st Half 54.2	2nd Half	OT	Game 54.2	DEADBALL		
3 PT FG %	1st Half 0.0	2nd Half	OT	Game 0.0	REBOUNDS	1	
FT %	1st Half 80.0	2nd Half	OT	Game 80.0			

Technical Fouls: 0
Attendance:

OFFICIALS
#0- JOE PLATT
#0- TRAVIS CHANDLER
#0- JAMES KINZER

SCORE BY PERIODS	1	2	3	4	OT	FINAL
McNAIRY CENTRAL	10	10				20
MEIGS COUNTY	16	18				34

TECHNICAL FOULS:

INDIVIDUAL:
McNAIRY: NONE L
MEIGS: NONE

This report has been produced by STATMAN II (tm) 3.00.FWC
Copyright (c) 1991 NBA Properties, Inc. All Rights Reserved.

OFFICIAL NCAA BASKETBALL BOX SCORE 03-11-93 MURFREESBORO
Licensed To: Middle Tennessee FINAL BOX

VISITORS: MEIGS COUNTY 36-1

NO	PLAYER	FG	FGA	3P	3PA	FT	FTA	OR	DR	TOT	PF	PTS	A	TO	BLK	S	MIN
11	RACHEL POWELL	7	15	3	7	9	15	1	3	4	3	26	6	2	0	2	31
13	MISTY GREENE	5	8	0	0	7	12	3	2	5	1	17	0	3	0	2	32
15	DEBBIE TROWBRIDGE	3	7	0	1	9	11	1	4	5	2	15	1	1	0	1	32
51	SHELLY STINER	0	0	0	0	0	0	0	0	0	4	0	1	0	0	0	11
53	HEATHER WILSON	2	6	0	0	4	4	2	5	7	4	8	4	3	0	2	32
43	LEAH JONES	DNP- CC															
50	ALICIA LANKFORD	1	2	0	0	0	0	0	1	1	3	2	0	1	0	0	11
23	CASSIE LETNER	0	0	0	0	0	0	0	0	0	0	0	0	0	0	0	0
25	BECKY LETNER	DNP- CC															
35	BUFFY BIVENS	0	0	0	0	0	0	0	0	0	0	0	0	0	0	0	0
05	TABITHA STINER	0	0	0	0	0	0	0	0	0	0	0	0	0	0	0	0
41	LAURA IRVIN	0	0	0	0	0	0	0	0	0	0	0	0	0	0	0	0
31	CRYSTAL EVERETT	0	0	0	0	0	0	0	0	0	0	0	0	0	0	0	0
03	PAM IRWIN	2	3	0	0	2	3	1	3	4	0	6	1	1	0	0	11
	TEAM							0	1	1				0			
	TOTALS	20	41	3	8	31	45	8	19	27	17	74	13	11	0	7	160

TOTAL FG % 1st Half 40.0 2nd Half 62.5 OT Game 48.8 DEADBALL
3 PT FG % 1st Half 28.6 2nd Half 100.0 OT Game 37.5 REBOUNDS 2
FT % 1st Half 90.9 2nd Half 61.8 OT Game 68.9

HOME: SOUTH GREENE 35-1

NO	PLAYER	FG	FGA	3P	3PA	FT	FTA	OR	DR	TOT	PF	PTS	A	TO	BLK	S	MIN
10	BRANDI SHELTON	4	7	1	2	0	0	1	1	2	4	9	1	0	1	1	18
31	JEANETTE DAVIS	2	6	0	0	3	4	2	3	5	5	7	2	4	1	0	31
32	PAULA KILDAY	3	5	1	3	3	4	1	1	2	4	10	1	5	0	0	32
42	SUSAN STARNS	2	7	0	0	6	6	1	6	7	5	10	1	2	0	1	27
54	JENNIFER DAVIS	8	12	0	1	6	8	1	8	9	5	22	2	3	0	1	32
12	DARLENE DUBOIS	0	0	0	0	0	0	0	2	2	3	0	0	1	0	0	7
40	MELISSA DUNN	2	2	0	0	0	0	0	3	3	2	4	0	1	0	0	6
20	KELLY HUFF	0	0	0	0	0	0	0	1	1	1	0	0	0	0	0	1
14	CHRYSTAL COFFEY	0	2	0	2	0	0	0	0	0	1	0	0	1	0	0	3
21	HAVEN ALDRIDGE	DNP- CC															
50	DEBBI BOOTH	0	0	0	0	0	0	0	0	0	0	0	0	0	0	0	1
44	CARMEN WHALEY	0	1	0	1	0	0	0	0	0	2	0	1	1	0	0	2
	TEAM							0	0	0				0			
	TOTALS	21	42	2	9	18	22	6	25	31	32	62	8	18	2	3	160

TOTAL FG % 1st Half 58.8 2nd Half 44.0 OT Game 50.0 DEADBALL
3 PT FG % 1st Half 100.0 2nd Half 12.5 OT Game 22.2 REBOUNDS 0
FT % 1st Half 85.7 2nd Half 75.0 OT Game 81.8

Technical Fouls: 2
Attendance: 3,433

OFFICIALS
#0- ED TIDWELL
#0- JOE PLATT
#0- BILL WHEATLEY

SCORE BY PERIODS	1	2	3	4	OT	FINAL
MEIGS COUNTY	22	10	17	25		74
SOUTH GREENE	18	15	14	15		62

TECHNICAL FOULS:

INDIVIDUAL:
MEIGS (1) TY 9:41 2nd ~~[illegible]~~ Bench
SOUTH (1) NE 5:17 2nd ~~[illegible]~~ Bench

This report has been produced by STATMAN II (tm) 3.00.FWC
Copyright (c) 1991 NBA Properties, Inc. All Rights Reserved.

OFFICIAL NCAA BASKETBALL BOX SCORE 03-11-93 MURFREESBORO
Licensed To: Middle Tennessee FIRST HALF

VISITORS: MEIGS COUNTY

NO	PLAYER	FG	FGA	3P	3PA	FT	FTA	OR	DR	TOT	PF	PTS	A	TO	BLK	S	MIN
11	RACHEL POWELL	5	12	2	6	4	5	1	2	3	2	16	2	2	0	1	15
13	MISTY GREENE	4	7	0	0	3	3	2	1	3	0	11	0	2	0	1	16
15	DEBBIE TROWBRIDGE	0	2	0	1	2	2	1	2	3	1	2	1	1	0	0	16
51	SHELLY STINER	0	0	0	0	0	0	0	0	0	3	0	1	0	0	0	9
53	HEATHER WILSON	1	4	0	0	1	1	0	3	3	1	3	2	2	0	2	16
43	LEAH JONES	DNP-															
50	ALICIA LANKFORD	0	0	0	0	0	0	0	0	0	2	0	0	1	0	0	7
23	CASSIE LETNER	DNP-															
25	BECKY LETNER	DNP-															
35	BUFFY BIVENS	DNP-															
05	TABITHA STINER	DNP-															
41	LAURA IRVIN	DNP-															
31	CRYSTAL EVERETT	DNP-															
03	PAM IRWIN	0	0	0	0	0	0	0	0	0	0	0	0	0	0	0	1
	TEAM							0	0	0				0			
	TOTALS	10	25	2	7	10	11	4	8	12	9	32	6	8	0	4	80

TOTAL FG %	1st Half 40.0	2nd Half	OT	Game 40.0	DEADBALL		
3 PT FG %	1st Half 28.6	2nd Half	OT	Game 28.6	REBOUNDS	0	
FT %	1st Half 90.9	2nd Half	OT	Game 90.9			

HOME: SOUTH GREENE

NO	PLAYER	FG	FGA	3P	3PA	FT	FTA	OR	DR	TOT	PF	PTS	A	TO	BLK	S	MIN
10	BRANDI SHELTON	2	4	1	1	0	0	1	1	2	3	5	1	0	1	1	10
31	JEANETTE DAVIS	0	1	0	0	2	2	0	2	2	1	2	2	3	1	0	16
32	PAULA KILDAY	2	2	0	0	1	2	0	0	0	2	5	0	2	0	0	16
42	SUSAN STARNS	2	4	0	0	4	4	0	4	4	1	8	0	2	0	0	16
54	JENNIFER DAVIS	3	5	0	0	5	6	0	3	3	2	11	1	0	0	1	16
12	DARLENE DUBOIS	0	0	0	0	0	0	0	1	1	0	0	0	1	0	0	2
40	MELISSA DUNN	1	1	0	0	0	0	0	1	1	1	2	0	1	0	0	4
20	KELLY HUFF	DNP-															
14	CHRYSTAL COFFEY	DNP-															
21	HAVEN ALDRIDGE	DNP-															
50	DEBBI BOOTH	DNP-															
44	CARMEN WHALEY	DNP-															
	TEAM							0	0	0				0			
	TOTALS	10	17	1	1	12	14	1	12	13	10	33	4	9	2	2	80

TOTAL FG %	1st Half 58.8	2nd Half	OT	Game 58.8	DEADBALL		
3 PT FG %	1st Half 100.0	2nd Half	OT	Game 100.0	REBOUNDS	0	
FT %	1st Half 85.7	2nd Half	OT	Game 85.7			

Technical Fouls: 0
Attendance:

OFFICIALS
#0- ED TIDWELL
#0- JOE PLATT
#0- BILL WHEATLEY

SCORE BY PERIODS	1	2	3	4	OT	FINAL
MEIGS COUNTY	22	10				32
SOUTH GREENE	18	15				33

TECHNICAL FOULS:

INDIVIDUAL:
MEIGS: NONE
SOUTH: NONE

This report has been produced by STATMAN II (tm) 3.00.FWC
Copyright (c) 1991 NBA Properties, Inc. All Rights Reserved.

OFFICIAL NCAA BASKETBALL BOX SCORE 03-12-93 MURFREESBORO
Licensed To: Middle Tennessee FINAL BOX

VISITORS: LIVINGSTON ACADEMY 32-3

NO	PLAYER	FG	FGA	3P	3PA	FT	FTA	OR	DR	TOT	PF	PTS	A	TO	BLK	S	MIN
10	BRIDGETT ROBBINS	1	6	1	6	0	0	2	4	6	5	3	4	4	0	0	30
20	SUNDAY WATSON	6	14	1	6	4	8	2	4	6	4	17	1	2	0	1	28
23	LADONNA WRIGHT	2	6	0	0	0	0	1	0	1	4	4	3	1	1	1	32
30	LORI MILLER	6	16	0	1	1	2	5	2	7	2	13	0	2	0	2	32
53	PENNY JOHNSON	3	5	0	0	0	0	1	2	3	5	6	0	1	0	1	28
22	SAUNDRA LEACH	DNP- CC															
15	CARRIE LONG	0	0	0	0	0	0	0	0	0	0	0	0	0	0	0	0
44	BETHANY MELTON	DNP- CC															
11	TIFFANY KRENTZ	1	1	0	0	0	0	0	0	0	3	2	0	0	0	1	6
40	JEAN MITCHELL	0	1	0	0	0	0	0	0	0	0	0	0	0	0	0	0
33	MILENDA POSTON	DNP- CC															
24	SONIA DAVIS	1	1	0	0	0	0	1	1	2	1	2	0	0	0	0	4
12	LAURA FRANKLIN	1	1	0	0	0	0	1	0	1	0	2	0	0	0	0	0
51	CHRISTIE JENKINS	DNP- CC															
	TEAM							1	1	2				1			
	TOTALS	21	51	2	13	5	10	14	14	28	24	49	8	11	1	6	160

TOTAL FG % 1st Half 45.5 2nd Half 37.9 OT Game 41.2 DEADBALL
3 PT FG % 1st Half 20.0 2nd Half 12.5 OT Game 15.4 REBOUNDS 1
FT % 1st Half 0.0 2nd Half 50.0 OT Game 50.0

HOME: MEIGS COUNTY 37-1

NO	PLAYER	FG	FGA	3P	3PA	FT	FTA	OR	DR	TOT	PF	PTS	A	TO	BLK	S	MIN
11	RACHEL POWELL	4	9	1	4	9	10	0	2	2	1	18	4	3	0	0	32
13	MISTY GREENE	6	10	0	0	0	3	0	1	1	1	12	1	2	1	2	32
15	DEBBIE TROWBRIDGE	2	4	0	0	7	10	1	4	5	4	11	3	4	0	0	32
51	SHELLY STINER	3	5	0	0	2	2	0	3	3	3	8	2	0	1	0	24
53	HEATHER WILSON	5	6	0	0	2	2	4	8	12	2	12	1	0	0	1	32
43	LEAH JONES	DNP- CC															
50	ALICIA LANKFORD	0	0	0	0	0	0	1	0	1	0	0	0	0	0	0	6
23	CASSIE LETNER	DNP- CC															
25	BECKY LETNER	DNP- CC															
35	BUFFY BIVENS	DNP- CC															
05	TABITHA STINER	DNP- CC															
41	LAURA IRVIN	DNP- CC															
31	CRYSTAL EVERETT	DNP- CC															
03	PAM IRWIN	0	0	0	0	0	0	0	1	1	0	0	0	2	0	0	2
	TEAM							1	1	2				0			
	TOTALS	20	34	1	4	20	27	7	20	27	11	61	11	11	2	3	160

TOTAL FG % 1st Half 70.0 2nd Half 42.9 OT Game 58.8 DEADBALL
3 PT FG % 1st Half 100.0 2nd Half 0.0 OT Game 25.0 REBOUNDS 0
FT % 1st Half 60.0 2nd Half 77.3 OT Game 74.1

Technical Fouls: 0
Attendance: TBA

OFFICIALS
#0- JAMES FOX
#0- STEVE LONG
#0- BILL WHEATLEY

SCORE BY PERIODS	1	2	OT	OT	OT	FINAL
LIVINGSTON ACADEMY	21	28				49
MEIGS COUNTY	32	29				61

TECHNICAL FOULS:

INDIVIDUAL:
LIVINGSTON: NONE Y
MEIGS: NONE

	1	2	3	4	Final
Livingston Acad.	17	4	10	18	49
Meigs County	20	12	7	20	61

This report has been produced by STATMAN II (tm) 3.00.FWC
Copyright (c) 1991 NBA Properties, Inc. All Rights Reserved.

OFFICIAL NCAA BASKETBALL BOX SCORE 03-12-93 MURFREESBORO
Licensed To: Middle Tennessee FIRST HALF

VISITORS: LIVINGSTON ACADEMY

NO	PLAYER	FG	FGA	3P	3PA	FT	FTA	OR	DR	TOT	PF	PTS	A	TO	BLK	S	MIN
10	BRIDGETT ROBBINS	1	4	1	4	0	0	0	1	1	1	3	1	4	0	0	16
20	SUNDAY WATSON	2	5	0	1	0	0	1	2	3	3	4	1	0	0	1	12
23	LADONNA WRIGHT	2	3	0	0	0	0	0	0	0	0	4	1	1	0	1	16
30	LORI MILLER	3	7	0	0	0	0	2	1	3	1	6	0	2	0	1	16
53	PENNY JOHNSON	2	3	0	0	0	0	0	1	1	1	4	0	1	0	0	16
22	SAUNDRA LEACH	DNP-															
15	CARRIE LONG	DNP-															
44	BETHANY MELTON	DNP-															
11	TIFFANY KRENTZ	0	0	0	0	0	0	0	0	0	0	0	0	0	0	1	4
40	JEAN MITCHELL	DNP-															
33	MILENDA POSTON	DNP-															
24	SONIA DAVIS	DNP-															
12	LAURA FRANKLIN	DNP-															
51	CHRISTIE JENKINS	DNP-															
	TEAM							0	1	1				1			
	TOTALS	10	22	1	5	0	0	3	6	9	6	21	3	9	0	4	80

TOTAL FG %	1st Half 45.5	2nd Half	OT	Game 45.5	DEADBALL		
3 PT FG %	1st Half 20.0	2nd Half	OT	Game 20.0	REBOUNDS	0	
FT %	1st Half 0.0	2nd Half	OT	Game 0.0			

HOME: MEIGS COUNTY

NO	PLAYER	FG	FGA	3P	3PA	FT	FTA	OR	DR	TOT	PF	PTS	A	TO	BLK	S	MIN
11	RACHEL POWELL	3	5	1	1	0	0	0	2	2	0	7	4	0	0	0	16
13	MISTY GREENE	5	6	0	0	0	1	0	1	1	1	10	1	2	1	1	16
15	DEBBIE TROWBRIDGE	1	2	0	0	3	4	0	2	2	0	5	2	4	0	0	16
51	SHELLY STINER	1	2	0	0	0	0	0	1	1	2	2	2	0	0	0	9
53	HEATHER WILSON	4	5	0	0	0	0	1	2	3	0	8	1	0	0	1	16
43	LEAH JONES	DNP-															
50	ALICIA LANKFORD	0	0	0	0	0	0	1	0	1	0	0	0	0	0	0	5
23	CASSIE LETNER	DNP-															
25	BECKY LETNER	DNP-															
35	BUFFY BIVENS	DNP-															
05	TABITHA STINER	DNP-															
41	LAURA IRVIN	DNP-															
31	CRYSTAL EVERETT	DNP-															
03	PAM IRWIN	0	0	0	0	0	0	0	1	1	0	0	0	2	0	0	2
	TEAM							0	0	0				0			
	TOTALS	14	20	1	1	3	5	2	9	11	3	32	10	8	1	2	80

TOTAL FG %	1st Half 70.0	2nd Half	OT	Game 70.0	DEADBALL		
3 PT FG %	1st Half 100.0	2nd Half	OT	Game 100.0	REBOUNDS	0	
FT %	1st Half 60.0	2nd Half	OT	Game 60.0			

Technical Fouls: 0
Attendance:

OFFICIALS
#0- JAMES FOX
#0- STEVE LONG
#0- BILL WHEATLEY

SCORE BY PERIODS	1	2	OT	OT	OT	FINAL
LIVINGSTON ACADEMY	17	4				21
MEIGS COUNTY	20	12				32

TECHNICAL FOULS:

INDIVIDUAL:
LIVINGSTON: NONE Y
MEIGS: NONE

This report has been produced by STATMAN II (tm) 3.00.FWC
Copyright (c) 1991 NBA Properties, Inc. All Rights Reserved.

1992 Class AA State Girls' Basketball Tournament

March 11 - March 14, 1992 · Middle Tennessee State University - Murfreesboro

Game 1
Wed. Mar. 11 7:00 PM

McNairy Central (28-6)	46
Austin-East (27-3)	36

Game 2
Wed. Mar. 11 8:30 PM

Meigs Co. (33-1)	50
Macon Co. (30-3)	41

Game 3
Thu. Mar. 12 11:30 AM

Camden (30-3)	66
South Greene (34-0)	85

Game 4
Thu. Mar. 12 1:00 PM

Cannon Co. (28-6)	49
Springfield (27-5)	50

Game 5
Fri. Mar. 13 2:30 PM

McNairy Central	64
Meigs Co.	75

Game 6
Fri. Mar. 13 5:30 PM

South Greene	76
Springfield	70

Game 7
Sat. Mar. 14 6:00 PM

Meigs Co.	61
South Greene	76

South Greene
STATE CHAMPION

OFFICIAL NCAA BASKETBALL BOX SCORE 03-11-92 MURFREESBORO, TN
Licensed To: Middle Tennessee FINAL BOX

VISITORS: MACON CO. 31-3

NO	PLAYER	FG	FGA	3P	3PA	FT	FTA	OR	DR	TOT	PF	PTS	A	TO	BLK	S	MIN
10	Tonya West	1	6	1	3	0	0	1	1	2	5	3	1	1	0	0	28
12	Dana Leath	2	6	0	0	1	2	0	8	8	4	5	2	3	0	2	32
20	Heather Gilmore	2	9	0	2	0	0	1	3	4	1	4	0	3	0	1	26
50	Andrea Butler	11	16	1	1	1	2	1	4	5	2	24	1	2	3	0	32
52	Laura Jane Roberts	2	9	1	3	0	0	1	4	5	4	5	6	2	2	0	32
32	Jenny Farley	DNP- CC															
34	Beverly Carter	0	0	0	0	0	0	0	0	0	0	0	0	0	0	0	0
31	Leslie Bransford	DNP- CC															
44	Shandy McCormick	0	0	0	0	0	0	2	0	2	1	0	1	0	0	0	2
30	Mattie McMurray	DNP- CC															
22	Angela Cothron	0	2	0	2	0	0	1	0	1	3	0	1	0	0	0	8
42	Tara Shoulders	0	0	0	0	0	0	0	0	0	0	0	0	0	0	0	0
24	Amy Tucker	0	0	0	0	0	0	0	0	0	0	0	0	0	0	0	0
40	Amanda Waggoner	DNP- CC															
14	Mitzi Blankenship	0	0	0	0	0	0	0	0	0	0	0	1	0	0	0	0
	TEAM							0	0	0				0			
	TOTALS	18	48	3	11	2	4	7	20	27	20	41	13	11	5	3	160

TOTAL FG %	1st Half 39.1	2nd Half 36.0	OT	Game 37.5	DEADBALL		
3 PT FG %	1st Half 33.3	2nd Half 25.0	OT	Game 27.3	REBOUNDS	1	
FT %	1st Half 50.0	2nd Half 50.0	OT	Game 50.0			

HOME: MEIGS COUNTY 34-1

NO	PLAYER	FG	FGA	3P	3PA	FT	FTA	OR	DR	TOT	PF	PTS	A	TO	BLK	S	MIN
11	Rachel Powell	4	12	4	6	6	9	1	3	4	3	18	1	3	0	0	28
15	Debbie Trowbridge	0	1	0	0	0	0	1	3	4	0	0	1	1	0	0	24
33	Cindy Goines	2	7	0	1	6	7	5	4	9	2	10	2	3	0	1	32
45	Wendy Reed	4	10	0	0	8	10	3	2	5	1	16	0	4	0	0	29
53	Heather Wilson	1	8	0	0	2	3	2	10	12	2	4	1	0	1	1	29
13	Misty Greene	0	0	0	0	0	0	0	0	0	0	0	0	0	0	0	0
41	Laura Irvin	DNP- CC															
03	Pam Irwin	DNP- CC															
50	Alicia Lankford	0	0	0	0	0	0	0	0	0	0	0	0	0	0	0	0
23	Cassie Letner	DNP- CC															
35	Buffy Bivens	DNP- CC															
55	Chastity Everett	0	0	0	0	0	0	0	0	0	0	0	0	0	0	0	0
51	Shelley Stiner	1	2	0	0	0	0	1	1	2	0	2	1	0	0	0	6
21	Cindy Combs	0	2	0	1	0	0	0	1	1	0	0	0	0	0	0	12
31	Crystal Everett	DNP- CC															
	TEAM							0	0	0				1			
	TOTALS	12	42	4	8	22	29	13	24	37	8	50	6	12	1	2	160

TOTAL FG %	1st Half 33.3	2nd Half 20.0	OT	Game 28.6	DEADBALL		
3 PT FG %	1st Half 66.7	2nd Half 0.0	OT	Game 50.0	REBOUNDS	4	
FT %	1st Half 75.0	2nd Half 76.2	OT	Game 75.9			

Technical Fouls: 0
Attendance: 4400 EST

OFFICIALS
#2- Dennis Whitson
#1- Tony Brewer
#3- Doug Seals

SCORE BY PERIODS	1	2	3	4	OT	FINAL
MACON CO.	13	7	10	11		41
MEIGS COUNTY	9	19	7	15		50

TECHNICAL FOULS:

INDIVIDUAL:
MACON: NONE
MEIGS: NONE

This report has been produced by STATMAN II (tm) 3.00.FWC
Copyright (c) 1991 NBA Properties, Inc. All Rights Reserved.

OFFICIAL NCAA BASKETBALL BOX SCORE 03-11-92 MURFREESBORO, TN
Licensed To: Middle Tennessee FIRST HALF

VISITORS: MACON CO.

NO	PLAYER	FG	FGA	3P	3PA	FT	FTA	OR	DR	TOT	PF	PTS	A	TO	BLK	S	MIN
10	Tonya West	0	1	0	0	0	0	1	1	2	2	0	0	0	0	0	14
12	Dana Leath	0	3	0	0	0	0	0	6	6	0	0	1	2	0	0	16
20	Heather Gilmore	2	5	0	1	0	0	0	2	2	1	4	0	2	0	0	14
50	Andrea Butler	7	11	1	1	1	2	1	2	3	0	16	1	1	3	0	16
52	Laura Jane Roberts	0	3	0	1	0	0	0	1	1	2	0	3	1	1	0	16
32	Jenny Farley	DNP-															
34	Beverly Carter	DNP-															
31	Leslie Bransford	DNP-															
44	Shandy McCormick	DNP-															
30	Mattie McMurray	DNP-															
22	Angela Cothron	0	0	0	0	0	0	1	0	1	2	0	1	0	0	0	4
42	Tara Shoulders	DNP-															
24	Amy Tucker	DNP-															
40	Amanda Waggoner	DNP-															
14	Mitzi Blankenship	DNP-															
	TEAM							0	0	0				0			
	TOTALS	9	23	1	3	1	2	3	12	15	7	20	6	6	4	0	80

TOTAL FG %	1st Half 39.1	2nd Half	OT	Game 39.1	DEADBALL		
3 PT FG %	1st Half 33.3	2nd Half	OT	Game 33.3	REBOUNDS	1	
FT %	1st Half 50.0	2nd Half	OT	Game 50.0			

HOME: MEIGS COUNTY

NO	PLAYER	FG	FGA	3P	3PA	FT	FTA	OR	DR	TOT	PF	PTS	A	TO	BLK	S	MIN
11	Rachel Powell	4	11	4	6	3	4	0	1	1	2	15	0	1	0	0	14
15	Debbie Trowbridge	0	0	0	0	0	0	0	1	1	0	0	1	1	0	0	11
33	Cindy Goines	0	2	0	0	2	2	4	3	7	0	2	1	1	0	0	16
45	Wendy Reed	4	9	0	0	1	2	1	1	2	1	9	0	1	0	0	13
53	Heather Wilson	1	5	0	0	0	0	1	4	5	1	2	1	0	0	0	16
13	Misty Greene	DNP-															
41	Laura Irvin	DNP-															
03	Pam Irwin	DNP-															
50	Alicia Lankford	DNP-															
23	Cassie Letner	DNP-															
35	Buffy Bivens	DNP-															
55	Chastity Everett	DNP-															
51	Shelley Stiner	0	0	0	0	0	0	0	1	1	0	0	1	0	0	0	3
21	Cindy Combs	0	0	0	0	0	0	0	0	0	0	0	0	0	0	0	7
31	Crystal Everett	DNP-															
	TEAM							0	0	0				1			
	TOTALS	9	27	4	6	6	8	6	11	17	4	28	4	5	0	0	80

TOTAL FG %	1st Half 33.3	2nd Half	OT	Game 33.3	DEADBALL		
3 PT FG %	1st Half 66.7	2nd Half	OT	Game 66.7	REBOUNDS	2	
FT %	1st Half 75.0	2nd Half	OT	Game 75.0			

Technical Fouls: 0
Attendance:

OFFICIALS
#2- Dennis Whitson
#1- Tony Brewer
#3- Doug Seals

SCORE BY PERIODS	1	2	3	4	OT	FINAL
MACON CO.	13	7				20
MEIGS COUNTY	9	19				28

TECHNICAL FOULS:

INDIVIDUAL:
MACON: NONE
MEIGS: NONE

OFFICIAL NCAA BASKETBALL BOX SCORE 03-13-92 MURFREESBORO, TN
Licensed To: Middle Tennessee FINAL BOX

VISITORS: MEIGS COUNTY 35-1

NO	PLAYER	FG	FGA	3P	3PA	FT	FTA	OR	DR	TOT	PF	PTS	A	TO	BLK	S	MIN
11	Rachel Powell	3	11	2	8	3	4	0	1	1	2	11	7	6	2	0	28
21	Cindy Combs	2	3	1	1	2	2	1	0	1	3	7	3	1	0	1	20
33	Cindy Goines	10	12	0	0	2	5	4	3	7	3	22	3	0	0	0	31
45	Wendy Reed	6	9	0	0	3	6	3	2	5	3	15	2	3	0	1	28
53	Heather Wilson	7	11	0	0	1	2	5	6	11	3	15	3	0	0	1	30
13	Misty Greene	0	0	0	0	1	2	0	0	0	0	1	0	0	0	0	3
41	Laura Irvin	DNP- CC															
03	Pam Irwin	DNP- CC															
50	Alicia Lankford	0	0	0	0	0	1	2	1	3	0	0	0	1	0	0	2
23	Cassie Letner	DNP- CC															
35	Buffy Bivens	0	0	0	0	0	0	0	0	0	0	0	0	0	0	0	0
55	Chastity Everett	0	0	0	0	0	1	0	0	0	0	0	0	0	0	0	1
51	Shelley Stiner	0	0	0	0	0	0	0	1	1	0	0	0	0	0	0	3
15	Debbie Trowbridge	1	3	0	0	2	2	1	2	3	0	4	2	0	0	0	14
31	Crystal Everett	0	0	0	0	0	0	0	0	0	0	0	0	0	0	0	0
	TEAM							0	0	0				0			
	TOTALS	29	49	3	9	14	25	16	16	32	14	75	20	11	2	3	160

TOTAL FG %	1st Half	51.6	2nd Half	72.2	OT	Game	59.2	DEADBALL
3 PT FG %	1st Half	16.7	2nd Half	66.7	OT	Game	33.3	REBOUNDS 1
FT %	1st Half	50.0	2nd Half	57.9	OT	Game	56.0	

HOME: McNAIRY CENTRAL 29-7

NO	PLAYER	FG	FGA	3P	3PA	FT	FTA	OR	DR	TOT	PF	PTS	A	TO	BLK	S	MIN
05	Kerri Whitten	2	3	0	0	1	2	3	1	4	2	5	1	0	0	0	24
13	Brandi Brown	4	11	2	4	3	4	2	2	4	4	13	0	4	0	0	31
23	Bianca Barnes	1	3	0	1	4	4	1	2	3	1	6	1	2	0	0	13
33	Tarcha Dilworth	4	7	0	0	0	0	0	2	2	3	8	2	1	0	0	27
44	Robin Ayers	0	0	0	0	0	0	0	0	0	2	0	1	1	0	0	14
21	Natasha Brown	3	4	2	3	0	1	1	2	3	3	8	2	2	0	1	14
25	Misti Garner	0	0	0	0	0	0	0	0	0	1	0	0	0	0	0	1
15	Kristi Goodrum	0	0	0	0	0	0	0	0	0	1	0	0	0	0	0	0
43	Paige McMahan	0	1	0	1	0	0	0	1	1	0	0	0	0	0	0	0
51	Ginny Murphy	3	3	0	0	0	1	1	1	2	0	6	0	0	0	0	10
55	Melody Price	1	1	0	0	0	0	1	1	2	0	2	0	0	0	0	1
41	Prudence Smith	0	0	0	0	0	0	0	0	0	0	0	0	0	0	0	0
31	Shelly Surratt	6	12	4	8	0	0	0	2	2	5	16	3	3	0	1	25
11	Sylvia Waller	0	0	0	0	0	0	0	0	0	0	0	0	0	0	0	0
53	Remona Davis	DNP- CC															
	TEAM							0	0	0				0			
	TOTALS	24	45	8	17	8	12	9	14	23	22	64	10	13	0	2	160

TOTAL FG %	1st Half	50.0	2nd Half	56.0	OT	Game	53.3	DEADBALL
3 PT FG %	1st Half	60.0	2nd Half	41.7	OT	Game	47.1	REBOUNDS 0
FT %	1st Half	71.4	2nd Half	60.0	OT	Game	66.7	

Technical Fouls: 0
Attendance: TBA

OFFICIALS
#3- GREG WINFREE
#2- Jerry McCarter
#2- Dennis Whitson

SCORE BY PERIODS	1	2	3	4	OT	FINAL
MEIGS COUNTY	20	16	16	23		75
McNAIRY CENTRAL	13	15	10	26		64

TECHNICAL FOULS:

INDIVIDUAL:
MEIGS: NONE
McNAIRY: NONE L

This report has been produced by STATMAN II (tm) 3.00.FWC

OFFICIAL NCAA BASKETBALL BOX SCORE 03-13-92 MURFREESBORO, TN
Licensed To: Middle Tennessee FIRST HALF

VISITORS: MEIGS COUNTY

NO	PLAYER	FG	FGA	3P	3PA	FT	FTA	OR	DR	TOT	PF	PTS	A	TO	BLK	S	MIN
11	Rachel Powell	1	8	0	5	0	0	0	1	1	2	2	3	3	0	0	14
21	Cindy Combs	1	1	1	1	0	0	1	0	1	3	3	2	0	0	1	10
33	Cindy Goines	5	6	0	0	0	0	2	0	2	1	10	2	0	0	0	16
45	Wendy Reed	5	7	0	0	2	4	2	1	3	2	12	1	3	0	1	13
53	Heather Wilson	3	6	0	0	0	0	2	5	7	1	6	2	0	0	1	16
13	Misty Greene	0	0	0	0	1	2	0	0	0	0	1	0	0	0	0	1
41	Laura Irvin	DNP-															
03	Pam Irwin	DNP-															
50	Alicia Lankford	0	0	0	0	0	0	0	1	1	0	0	0	0	0	0	1
23	Cassie Letner	DNP-															
35	Buffy Bivens	DNP-															
55	Chastity Everett	DNP-															
51	Shelley Stiner	0	0	0	0	0	0	0	0	0	0	0	0	0	0	0	2
15	Debbie Trowbridge	1	3	0	0	0	0	1	1	2	0	2	0	0	0	0	7
31	Crystal Everett	DNP-															
	TEAM							0	0	0				0			
	TOTALS	16	31	1	6	3	6	8	9	17	9	36	10	6	0	3	80

TOTAL FG %	1st Half	51.6	2nd Half	OT	Game	51.6	DEADBALL	
3 PT FG %	1st Half	16.7	2nd Half	OT	Game	16.7	REBOUNDS	1
FT %	1st Half	50.0	2nd Half	OT	Game	50.0		

HOME: McNAIRY CENTRAL

NO	PLAYER	FG	FGA	3P	3PA	FT	FTA	OR	DR	TOT	PF	PTS	A	TO	BLK	S	MIN
05	Kerri Whitten	1	2	0	0	0	0	1	1	2	2	2	0	0	0	0	9
13	Brandi Brown	2	5	1	2	3	4	1	2	3	1	8	0	4	0	0	15
23	Bianca Barnes	0	1	0	0	2	2	0	2	2	0	2	0	2	0	0	6
33	Tarcha Dilworth	1	3	0	0	0	0	0	1	1	2	2	2	1	0	0	16
44	Robin Ayers	0	0	0	0	0	0	0	0	0	0	0	1	0	0	0	9
21	Natasha Brown	2	2	1	1	0	0	0	2	2	0	5	0	2	0	1	5
25	Misti Garner	0	0	0	0	0	0	0	0	0	1	0	0	0	0	0	1
15	Kristi Goodrum	DNP-															
43	Paige McMahan	DNP-															
51	Ginny Murphy	2	2	0	0	0	1	1	0	1	0	4	0	0	0	0	7
55	Melody Price	DNP-															
41	Prudence Smith	DNP-															
31	Shelly Surratt	2	5	1	2	0	0	0	1	1	0	5	1	2	0	0	12
11	Sylvia Waller	DNP-															
53	Remona Davis	DNP-															
	TEAM							0	0	0				0			
	TOTALS	10	20	3	5	5	7	3	9	12	6	28	4	11	0	1	80

TOTAL FG %	1st Half	50.0	2nd Half	OT	Game	50.0	DEADBALL	
3 PT FG %	1st Half	60.0	2nd Half	OT	Game	60.0	REBOUNDS	0
FT %	1st Half	71.4	2nd Half	OT	Game	71.4		

Technical Fouls: 0
Attendance:

OFFICIALS
#3- GREG WINFREE
#2- Jerry McCarter
#2- Dennis Whitson

SCORE BY PERIODS	1	2	OT	OT	OT	FINAL
MEIGS COUNTY	20	16				36
McNAIRY CENTRAL	13	15				28

TECHNICAL FOULS:

INDIVIDUAL:
MEIGS: NONE
McNAIRY: NONE L

OFFICIAL NCAA BASKETBALL BOX SCORE 03-14-92 MURFREESBORO, TN
Licensed To: Middle Tennessee FINAL BOX

VISITORS: SOUTH GREENE 37-0

NO	PLAYER	FG	FGA	3P	3PA	FT	FTA	OR	DR	TOT	PF	PTS	A	TO	BLK	S	MIN
30	Jody Reaves	5	8	0	0	1	2	0	5	5	2	11	1	3	0	1	32
31	Jeanette Davis	3	4	0	0	1	2	3	3	6	3	7	0	6	1	2	26
40	Dawn Smelcer	0	5	0	0	1	2	0	4	4	5	1	4	3	0	1	19
42	Susan Starnes	14	16	0	0	7	9	0	4	4	3	35	1	1	0	0	32
54	Jennifer Davis	7	10	0	0	4	5	0	8	8	3	18	5	1	0	1	28
20	Kelly Huff	DNP- CC															
22	Amy Huff	DNP- CC															
32	Paula Kilday	2	2	0	0	0	0	0	3	3	3	4	2	3	0	0	15
21	Haven Aldridge	0	0	0	0	0	0	0	0	0	0	0	0	0	0	0	1
11	Tamara Renner	0	0	0	0	0	0	0	0	0	2	0	0	2	0	0	7
10	Brandi Shelton	DNP- CC															
14	Crystal Coffey	DNP- CC															
12	Darlene Dubois	DNP- CC															
44	Michelle Stills	DNP- CC															
50	Carmen Whaley	DNP- CC															
	TEAM							0	0	0				0			
	TOTALS	31	45	0	0	14	20	3	27	30	21	76	13	19	1	5	160

TOTAL FG % 1st Half 65.4 2nd Half 73.7 OT Game 68.9 DEADBALL
3 PT FG % 1st Half 0.0 2nd Half 0.0 OT Game 0.0 REBOUNDS 3
FT % 1st Half 100.0 2nd Half 64.7 OT Game 70.0

HOME: MEIGS COUNTY 35-2

NO	PLAYER	FG	FGA	3P	3PA	FT	FTA	OR	DR	TOT	PF	PTS	A	TO	BLK	S	MIN
11	Rachel Powell	8	19	4	11	5	8	1	1	2	3	25	3	4	2	2	31
15	Debbie Trowbridge	2	4	0	0	6	6	2	3	5	1	10	2	0	0	0	19
33	Cindy Goines	0	3	0	0	2	2	0	2	2	3	2	2	5	0	3	32
45	Wendy Reed	5	10	0	0	4	7	2	2	4	3	14	0	5	0	0	25
53	Heather Wilson	1	4	0	0	3	3	1	4	5	3	5	1	1	0	2	28
13	Misty Greene	0	1	0	1	0	0	0	0	0	1	0	0	0	0	0	2
41	Laura Irvin	DNP- CC															
03	Pam Irwin	DNP- CC															
50	Alicia Lankford	0	0	0	0	0	0	0	0	0	0	0	0	0	0	0	2
23	Cassie Letner	DNP- CC															
35	Buffy Bivens	DNP- CC															
55	Chastity Everett	0	0	0	0	0	0	0	1	1	0	0	0	0	0	0	2
51	Shelley Stiner	1	1	0	0	0	1	0	1	1	1	2	0	0	0	0	4
21	Cindy Combs	1	5	1	3	0	0	1	0	1	1	3	0	0	0	0	15
31	Crystal Everett	DNP- CC															
	TEAM							0	0	0				0			
	TOTALS	18	47	5	15	20	27	7	14	21	16	61	8	15	2	7	160

TOTAL FG % 1st Half 18.2 2nd Half 56.0 OT Game 38.3 DEADBALL
3 PT FG % 1st Half 20.0 2nd Half 40.0 OT Game 33.3 REBOUNDS 2
FT % 1st Half 66.7 2nd Half 88.9 OT Game 74.1

Technical Fouls: 0
Attendance: TBA

OFFICIALS SCORE BY PERIODS 1 2 3 4 OT FINAL
#1- DORRIS ARMSTRONG#2- Ken Chapman SOUTH GREENE 23 14 18 21 76
#2- Ken Chapman MEIGS COUNTY 9 12 18 22 61
#1- Tony Brewer

TECHNICAL FOULS:

INDIVIDUAL:
SOUTH: NONE
MEIGS: NONE

This report has been produced by STATMAN II (tm) 3.00.FWC

OFFICIAL NCAA BASKETBALL BOX SCORE 03-14-92 MURFREESBORO, TN
Licensed To: Middle Tennessee FIRST HALF

VISITORS: SOUTH GREENE

NO	PLAYER	FG	FGA	3P	3PA	FT	FTA	OR	DR	TOT	PF	PTS	A	TO	BLK	S	MIN
30	Jody Reaves	3	5	0	0	0	0	0	4	4	1	6	1	1	0	0	16
31	Jeanette Davis	2	3	0	0	0	0	1	1	2	2	4	0	2	0	0	11
40	Dawn Smelcer	0	3	0	0	0	0	0	4	4	3	0	3	3	0	1	14
42	Susan Starnes	6	8	0	0	2	2	0	3	3	2	14	0	1	0	0	16
54	Jennifer Davis	5	6	0	0	1	1	0	6	6	3	11	2	1	0	0	13
20	Kelly Huff	DNP-															
22	Amy Huff	DNP-															
32	Paula Kilday	1	1	0	0	0	0	0	1	1	1	2	1	1	0	0	4
21	Haven Aldridge	DNP-															
11	Tamara Renner	0	0	0	0	0	0	0	0	0	1	0	0	1	0	0	6
10	Brandi Shelton	DNP-															
14	Crystal Coffey	DNP-															
12	Darlene Dubois	DNP-															
44	Michelle Stills	DNP-															
50	Carmen Whaley	DNP-															
	TEAM							0	0	0				0			
	TOTALS	17	26	0	0	3	3	1	19	20	13	37	7	10	0	1	80

TOTAL FG %	1st Half 65.4	2nd Half	OT	Game 65.4	DEADBALL		
3 PT FG %	1st Half 0.0	2nd Half	OT	Game 0.0	REBOUNDS	0	
FT %	1st Half 100.0	2nd Half	OT	Game 100.0			

HOME: MEIGS COUNTY

NO	PLAYER	FG	FGA	3P	3PA	FT	FTA	OR	DR	TOT	PF	PTS	A	TO	BLK	S	MIN
11	Rachel Powell	2	8	1	5	2	4	1	0	1	1	7	1	2	0	1	16
15	Debbie Trowbridge	1	3	0	0	6	6	2	3	5	0	8	0	0	0	0	10
33	Cindy Goines	0	3	0	0	0	0	0	2	2	0	0	1	3	0	1	16
45	Wendy Reed	1	5	0	0	2	5	1	0	1	1	4	0	2	0	0	12
53	Heather Wilson	0	2	0	0	2	2	0	2	2	1	2	1	0	0	0	15
13	Misty Greene	0	0	0	0	0	0	0	0	0	0	0	0	0	0	0	0
41	Laura Irvin	DNP-															
03	Pam Irwin	DNP-															
50	Alicia Lankford	0	0	0	0	0	0	0	0	0	0	0	0	0	0	0	2
23	Cassie Letner	DNP-															
35	Buffy Bivens	DNP-															
55	Chastity Everett	DNP-															
51	Shelley Stiner	0	0	0	0	0	1	0	1	1	0	0	0	0	0	0	3
21	Cindy Combs	0	1	0	0	0	0	0	0	0	0	0	0	0	0	0	6
31	Crystal Everett	DNP-															
	TEAM							0	0	0				0			
	TOTALS	4	22	1	5	12	18	4	8	12	3	21	3	7	0	2	80

TOTAL FG %	1st Half 18.2	2nd Half	OT	Game 18.2	DEADBALL		
3 PT FG %	1st Half 20.0	2nd Half	OT	Game 20.0	REBOUNDS	1	
FT %	1st Half 66.7	2nd Half	OT	Game 66.7			

Technical Fouls: 0
Attendance:

OFFICIALS
#1- DORRIS ARMSTRONG#2- Ken Chapman
#2- Ken Chapman
#1- Tony Brewer

SCORE BY PERIODS	1	2	3	4	OT	FINAL
SOUTH GREENE	23	14	0			37
MEIGS COUNTY	0	9	12			21

TECHNICAL FOULS:

INDIVIDUAL:
SOUTH: NONE
MEIGS: NONE

This report has been produced by STATMAN II (tm) 3.00.FWC

1991 Class AA State Girls' Basketball Tournament

March 13 - March 16, 1991 · Middle Tennessee State University - Murfreesboro



Final

OFFICIAL NCAA® BASKETBALL BOX SCORE

Date 3/13/91 Site Murfreesboro, TN

VISITORS (Last name, first) (Indicate starters with an asterisk)

No.	Meigs Co.	Total FG FG	Total FG FGA	3-point FG	3-point FGA	FT	FTA	Rebounds Off.	Rebounds Def.	Rebounds Tot.	PF	TP	A	TO	BLK	S	MIN
11	Rachel Powell	9	20	7	17	2	2	0	2	2	4	27	1	5	0	2	
15	Debbie Trowbridge	1	6	0	2	3	3	1	2	3	2	5	4	3	0	0	
33	Cindy Standridge	3	9	0	0	1	2	5	1	6	5	7	1	6	2	5	
45	Wendi Reed	4	11	0	0	0	1	3	2	5	4	8	1	1	0	0	
53	Heather Wilson	6	10	0	0	0	2	7	2	9	4	12	0	2	0	1	
21	Cindy Combs	0	4	0	2	2	2	2	3	5	3	2	1	1	0	1	
51	Shelley Stiner	0	2	0	0	0	0	1	1	2	0	0	0	0	0	0	
	TEAM REBOUNDS (included in Totals)																
	TOTALS	23	62	7	21	8	12	19	13	32	22	61	8	18	2	9	

TOTAL FG%: 1st half .400 (12-30) 2nd half .344 (11-32) Game .371

3-Pt. FG%: 1st half .400 (4-10) 2nd half .273 (3-11) Game .333

FT%: 1st half .600 (3-5) 2nd half .714 (5-7) Game .667

Deadball rebounds 1

HOME (Last name, first) (Indicate starters with an asterisk)

No.	Gibson Co.	Total FG FG	Total FG FGA	3-point FG	3-point FGA	FT	FTA	Rebounds Off.	Rebounds Def.	Rebounds Tot.	PF	TP	A	TO	BLK	S	MIN
25	Anna Richardson	6	9	2	2	9	11	0	5	5	3	23	2	4	0	1	
32	Sophrina Moore	4	8	0	0	0	1	2	3	5	0	8	0	2	0	1	
40	Susan Acree	4	10	0	0	5	7	5	5	10	2	13	0	6	0	1	
42	Christy Hicks	6	8	0	0	8	12	5	4	9	3	20	2	4	0	2	
43	Ti Skinner	1	4	0	0	0	2	0	3	3	4	2	3	6	0	3	
22	Dana Warren	0	0	0	0	0	0	0	1	1	0	0	0	1	0	0	
51	Keri Smithson	0	0	0	0	0	0	0	1	1	0	0	0	0	0	0	
	TEAM REBOUNDS (included in Totals)									1							
	TOTALS	21	39	2	2	22	33	12	22	35	12	66	7	23	0	8	

TOTAL FG%: 1st half .571 (15-21) 2nd half .500 (9-18) Game .538

3-Pt. FG%: 1st half 1.000 (2-2) 2nd half .000 (0-0) Game 1.000

FT%: 1st half .632 (13-19) 2nd half .643 (9-14) Game .667

Deadball rebounds 1

Technical fouls:

Attendance:

Officials:

SCORE BY PERIODS	1st H.		2nd H.		OT	OT	FINAL
Meigs Co.	10	21	7	23			61
Gibson Co.	16	23	10	18			66

OFFICIAL NCAA® BASKETBALL BOX SCORE Date 3/13/91 Site Murfreesboro, TN

VISITORS (Last name, first) (Indicate starters with an asterisk)

No.	Meigs Co.	Total FG FG	Total FG FGA	3-point FG	3-point FGA	FT	FTA	Rebounds Off.	Rebounds Def.	Rebounds Tot.	PF	TP	A	TO	BLK	S	MIN
11	Rachel Powell	4	10	4	9	0	0	0	0	0	1	12	1	2	0	0	
15	Debbie Trowbridge	0	3	0	0	0	0	1	1	2	2	0	3	1	0	0	
33	Cindy Standridge	2	4	0	0	1	2	1	0	1	2	5	0	1	1	2	
45	Wendi Reed	3	5	0	0	0	1	0	0	0	3	6	0	0	0	0	
53	Heather Wilson	3	5	0	0	0	0	2	2	4	1	6	0	1	0	0	
21	Cindy Combs	0	2	0	1	2	2	1	2	3	3	2	1	0	0	0	
51	Shelley Stiner	0	1	0	0	0	0	1	1	2	0	0	0	0	0	0	
	TEAM REBOUNDS (included in Totals)																
	TOTALS	12	30	4	10	3	5	6	6	12	12	31	5	5	1	2	

TOTAL FG%: 1st half .400 2nd half _____ Game _____ Deadball rebounds 1

3-Pt. FG%: 1st half .400 2nd half _____ Game _____

FT%: 1st half .600 2nd half _____ Game _____

HOME (Last name, first) (Indicate starters with an asterisk)

No.	Gibson Co.	Total FG FG	Total FG FGA	3-point FG	3-point FGA	FT	FTA	Rebounds Off.	Rebounds Def.	Rebounds Tot.	PF	TP	A	TO	BLK	S	MIN
25	Anna Richardson	6	8	2	2	4	5	0	4	4	0	18	1	1	0	1	
32	Sophrina Moore	1	4	0	0	0	0	1	3	4	0	2	0	1	0	1	
40	Susan Acree	4	7	0	0	4	5	4	2	6	1	12	0	0	0	0	
42	Christy Hicks	0	1	0	0	5	7	2	1	3	2	5	2	2	0	1	
43	Ti Skinner	1	1	0	0	0	2	0	1	1	1	2	2	2	0	0	
22	Dana Warren	0	0	0	0	0	0	0	0	0	0	0	0	1	0	0	
51	Keri Smithson	0	0	0	0	0	0	0	1	1	0	0	0	0	0	0	
	TEAM REBOUNDS (included in Totals)																
	TOTALS	15	21	2	2	13	19	7	12	19	4	39	5	7	0	3	

TOTAL FG%: 1st half .571 2nd half . Game _____ Deadball rebounds 3

3-Pt. FG%: 1st half 1.000 2nd half _____ Game _____

FT%: 1st half .632 2nd half _____ Game _____

Technical fouls: _____

Attendance: _____

Officials: _____

SCORE BY PERIODS	1st H.		2nd H.	OT	OT	FINAL
Meigs Co.	10	21				31
Gibson Co.	16	23				39

NCAA 6649-8/89

1962 State Girls' Basketball Tournament

March 20 - March 24, 1962

Consolation Contests

Mar. 24 7:00 PM Third Place Smyrna 49, **Loretto 50** Stats

Walland	G	F	T	Meigs Co.	G	F	T
McNeilly	8	2-3	18	Reed	7	12-14	26
V. Powell	12	5-7	29	Edgeman	4	3-6	11
Waters	3	0-0	6	Jennings	3	0-0	6
A. Powell	0	1-1	1	Cra'tree g	0	0-0	0
Taylor g	0	0-0	0	Collins g	0	0-0	0
Patty g	0	0-0	0	Womac g	0	0-0	0
Foxx g	0	0-0	0				
Gilbert g	0	0-0	0				
Totals	23	8-11	54	Totals	14	15-20	43

Wallant	16	16	12	10—54
Meigs Co.	14	9	14	6—43

Loretto	G	F	T	Milan	G	F	T
Flatt	5	8-9	18	Hollingth	11	3-3	25
Hunt	1	3-5	5	Tho'pson	0	1-3	1
Smith	7	1-4	15	Mayo	2	2-2	6
Brown g	0	0-0	0	Seavers g	0	0-0	0
Odem g	0	0-0	0	Greer g	0	0-0	0
Wea'ers g	0	0-0	0	Peale g	0	0-0	0
Totals	13	12-18	38	Totals	13	6-8	32

Loretto	11	5	10	12—38
Milan	7	6	11	8—32