

Liberty Technology Magnet High School
Football
Jackson, TN



POSTSEASON HISTORY REPORT
GENERATED OCTOBER 4, 2022

Summary

Championship Record: 16-10

Appearances (10): 2016, 2015, 2014, 2013, 2012, 2011, 2010, 2009, 2008, 2005

Finals Appearances/Runners-up (1): 2016

Finals Appearances


Year	Class	Award	Detail
2016	Class 3A	Team Runner-Up	(12-3)

Awards

None found.

2016 Class 3A State Football Playoffs

November 4 - December 3, 2016



Notes:
 All times are local time. In the first and second rounds the higher seeded team shall be the host school. In the third round and semifinals in even-numbered years the bottom team in each bracket shall be the host team. If two teams from the same region meet in the third round, the team seeded higher in the region standings shall host.

ALCOA VS. LIBERTY MAGNET

CLASS 3A PLAYOFFS



12/2/2016

Tucker Stadium - Cookeville, Tenn.

FINAL STATS

Alcoa

(14-1)

45

Liberty Technology

(12-3)

12

Alcoa (14-1) vs. Liberty Technology (12-3)

Date: 12/2/2016 • Site: Cookeville, Tenn. • Stadium: Tucker Stadium

Attendance: 0 • Start Time: 3:07 PM • Duration: 2:33

Scoring Summary(Final)
Alcoa vs. Liberty Technology
(12/2/2016 at Cookeville, Tenn.)

Alcoa (14-1) vs. Liberty Technology (12-3)

Date: 12/2/2016 • Site: Cookeville, Tenn. • Stadium: Tucker Stadium

Attendance: 0

Score by Quarters	1	2	3	4	Total
Alcoa	14	3	14	14	45
Liberty Technology	6	6	0	0	12

Qtr	Time	Scoring Play	V-H
1st	09:20	ALCOA - M. Salter 2 yd TD RUSH (KICK by B. Smith), 7-47 2:40	7-0
1st	06:37	ALCOA - Wright 21 yd TD RUSH (KICK by B. Smith), 2-19 0:46	14-0
1st	05:32	LIB - Ballard 32 yd TD RUSH 5-46 1:05	14-6
2nd	07:09	ALCOA - B. Smith 37 yd FG 9-48 5:09	17-6
2nd	01:17	LIB - Ballard 1 yd TD RUSH 12-58 5:52	17-12
3rd	06:01	ALCOA - Wright 72 yd TD RUSH (KICK by B. Smith), 5-82 2:03	24-12
3rd	00:20	ALCOA - Myers 6 yd TD RUSH (KICK by B. Smith), 8-42 3:55	31-12
4th	10:46	ALCOA - Ogle-Kellogg 70 yd TD PASS from Myers (KICK by B. Smith), 1-70 0:11	38-12
4th	06:08	ALCOA - McNear 2 yd TD RUSH (KICK by B. Smith), 6-66 2:59	45-12

Kickoff time: 3:07 PM • End of Game: 5:40 PM • Total elapsed time: 2:33

Officials: Referee: John Cook; Umpire: Gary Messer; Linesman: Jay Davis;

Line judge: Eddie Golden; Back judge: Jared Mynatt; Field judge: J. Stringfield;

Side judge: Daryl Brown; Scorer: ;

Temperature: • Wind: • Weather:

**Team Statistics(Final)
Alcoa vs. Liberty Technology
(12/2/2016 at Cookeville, Tenn.)**

	ALCOA	LIB
FIRST DOWNS	19	14
Rushing	16	7
Passing	2	6
Penalty	1	1
NET YARDS RUSHING	399	132
Rushing Attempts	46	39
Average Per Rush	8.7	3.4
Rushing Touchdowns	5	2
Yards Gained Rushing	407	165
Yards Lost Rushing	8	33
NET YARDS PASSING	81	86
Completions-Attempts-Int	2-5-0	7-16-1
Average Per Attempt	16.2	5.4
Average Per Completion	40.5	12.3
Passing Touchdowns	1	0
TOTAL OFFENSIVE YARDS	480	218
Total offensive plays	51	55
Average Gain Per Play	9.4	4.0
Fumbles: Number-Lost	0-0	0-0
Penalties: Number-Yards	8-65	6-52
PUNTS-YARDS	1-28	5-177
Average Yards Per Punt	28.0	35.4
Net Yards Per Punt	28.0	35.4
Inside 20	1	1
50+ Yards	0	1
Touchbacks	0	0
Fair catch	0	0
KICKOFFS-YARDS	8-406	3-104
Average Yards Per Kickoff	50.8	34.7
Net Yards Per Kickoff	44.8	-7.7
Touchbacks	1	0
Punt returns: Number-Yards-TD	0-0-0	0-0-0
Average Per Return	0	0
Kickoff returns: Number-Yards-TD	2-48-0	7-127-0
Average Per Return	24	18.1
Interceptions: Number-Yards-TD	1-0-0	0-0-0
Fumble Returns: Number-Yards	-	-
Miscellaneous Yards	0	0
Possession Time	23:15	24:45
1st Quarter	06:10	05:50
2nd Quarter	06:08	05:52
3rd Quarter	05:58	06:02
4th Quarter	04:59	07:01
Third-Down Conversions	4 of 9	3 of 12
Fourth-Down Conversions	2 of 2	2 of 3
Red Zone Scores-Chances	4 of 4	1 of 2
Touchdowns	3	1
Field Goals	1 of 1	0 of 0
Sacks By: Number-Yards	1-3	0-0
PAT Kicks	6-6	0-1
Field Goals	1 of 1	of
Points off turnovers	7	0

**Individual Statistics(Final)
Alcoa vs. Liberty Technology
(12/2/2016 at Cookeville, Tenn.)**

Alcoa

Rushing	No.	Gain	Loss	Net	TD	Lg	Avg
Wright	18	165	4	161	2	72	8.9
McNear	5	73	0	73	1	63	14.6
Myers	11	73	3	70	1	19	6.4
Tyson	3	56	0	56	0	49	18.7
M. Salter	7	33	1	32	1	11	4.6
Ogle-Kellogg	1	6	0	6	0	6	6
McCord	1	1	0	1	0	1	1
Totals	46	407	8	399	5	72	8.7

Passing	C-A-I	Yds	TD	Long	Sack
Myers	2-5-0	81	1	70	0
Totals	2-5-0	81	1	70	0

Receiving	No.	Yards	TD	Long	Tgt
Ogle-Kellogg	2	81	1	70	5
Totals	2	81	1	70	5

Punting	No.	Yds	Avg	Long	In20	TB
Ogle-Kellogg	1	28	28.0	28	1	0
Totals	1	28	28.0	28	1	0

Returns	Punt			Kickoff			Intercept		
	No	Yds	Lg	No	Yds	Lg	No	Yds	Lg
Di. Johnson	0	0	0	1	24	24	0	0	0
Cox	0	0	0	0	0	0	1	0	0
Wright	0	0	0	1	24	24	0	0	0
Totals	0	0	0	2	48	24	1	0	0

Field goals	Qtr	Time	Dist	Result
B. Smith	2nd	07:09	37 yards	good

Kickoffs	No.	Yards	Avg	TB	OB
Rankin	1	42 yards	42	0	0
B. Smith	7	364 yards	52	1	0

All-purpose	Run	Rcv	KR	PR	IR	Total
Wright	161	0	24	0	0	185
Ogle-Kellogg	6	81	0	0	0	87
McNear	73	0	0	0	0	73
Myers	70	0	0	0	0	70

Liberty Technology

Rushing	No.	Gain	Loss	Net	TD	Lg	Avg
Ballard	12	90	3	87	2	32	7.3
Pewitte	7	31	0	31	0	13	4.4
Newble	18	44	20	24	0	11	1.3
Castille	1	0	4	-4	0	0	-4
TEAM	1	0	6	-6	0	0	-6
Totals	39	165	33	132	2	32	3.4

Passing	C-A-I	Yds	TD	Long	Sack
Newble	7-16-1	86	0	26	1
Totals	7-16-1	86	0	26	1

Receiving	No.	Yards	TD	Long	Tgt
Castille	4	32	0	10	6
Leasure	2	50	0	26	4
Wilder	1	4	0	4	2
Totals	7	86	0	26	15

Punting	No.	Yds	Avg	Long	In20	TB
Newble	1	41	41.0	41	0	0
Castille	4	136	34.0	53	1	0
Totals	5	177	35.4	53	1	0

Returns	Punt			Kickoff			Intercept		
	No	Yds	Lg	No	Yds	Lg	No	Yds	Lg
Long	0	0	0	2	62	41	0	0	0
Bush	0	0	0	3	37	23	0	0	0
Castille	0	0	0	2	28	15	0	0	0
Totals	0	0	0	7	127	41	0	0	0

Field goals	Qtr	Time	Dist	Result
--------------------	------------	-------------	-------------	---------------

Kickoffs	No.	Yards	Avg	TB	OB
Perez	3	104 yards	34.7	0	1

All-purpose	Run	Rcv	KR	PR	IR	Total
Ballard	87	0	0	0	0	87
Long	0	0	62	0	0	62
Castille	-4	32	28	0	0	56
Leasure	0	50	0	0	0	50

FUMBLES: Alcoa- . Liberty Technology- .

**Defensive Statistics(Final)
Alcoa vs. Liberty Technology
(12/2/2016 at Cookeville, Tenn.)**

#	Alcoa	Solo	Ast	Total	Sacks-Yds	TFL-Yds	FF	FR-Yds	Int-Yds	BrUp	Blks	QBH
14	Cox	6	3	9	-	-	-	-	1-0	-	-	-
23	Warwick	8	1	9	-	-	-	-	-	-	-	1
44	Ray	3	4	7	-	2.0-3	-	-	-	-	-	-
21	T. Woody	6	0	6	-	-	-	-	-	-	-	1
40	Maples	3	1	4	-	-	-	-	-	-	-	-
6	Rodriguez	2	1	3	-	1.5-8	-	-	-	-	-	-
9	Di. Johnson	3	0	3	-	1.0-2	-	-	-	-	-	-
45	Dunkin	2	1	3	1.0-3	2.5-7	-	-	-	-	-	1
4	C. Woody	2	0	2	-	1.0-7	-	-	-	-	-	-
7	Walden	1	1	2	-	-	-	-	-	-	-	-
11	Ogle-Kellogg	2	0	2	-	-	-	-	-	-	-	-
58	McKeehan	1	0	1	-	-	-	-	-	-	-	-
Totals		39	12	51	1-3	8.0-27	0	0-0	1-0	0	0	3

#	Liberty Technology	Solo	Ast	Total	Sacks-Yds	TFL-Yds	FF	FR-Yds	Int-Yds	BrUp	Blks	QBH
3	Long	6	2	8	-	-	-	-	-	-	-	-
11	Montague	6	0	6	-	-	-	-	-	1	-	-
12	Dunlap	4	2	6	-	-	-	-	-	-	-	-
20	Ballard	3	2	5	-	1.0-3	-	-	-	-	-	-
21	I. Thomas	4	1	5	-	-	-	-	-	-	-	-
5	Bush	3	1	4	-	-	-	-	-	-	-	-
18	Castille	4	0	4	-	-	-	-	-	-	-	-
1	E. Harris	3	0	3	-	-	-	-	-	-	-	-
51	Fitzhugh	3	0	3	-	-	-	-	-	-	-	-
58	Brown	2	0	2	-	2.0-5	-	-	-	-	-	2
6	Holliman	1	0	1	-	-	-	-	-	-	-	-
13	Newble	1	0	1	-	-	-	-	-	-	-	-
Totals		40	8	48	0-0	3.0-8	0	0-0	0-0	1	0	2

**Participation Report(Final)
Alcoa vs. Liberty Technology
(12/2/2016 at Cookeville, Tenn.)**

Alcoa

Pos ## OFFENSE

Pos ## DEFENSE

Liberty Technology

Pos ## OFFENSE

Pos ## DEFENSE

Alcoa: 2-Tyson; 4-C. Woody; 6-Rodriguez; 7-Walden; 9-Di. Johnson; 11-Ogle-Kellogg; 13-Myers; 14-Cox; 21-T. Woody; 23-Warwick; 25-McCord; 30-Wright; 33-M. Salter; 34-McNear; 40-Maples; 44-Ray; 45-Dunkin; 58-McKeehan; 94-Rankin; 96-B. Smith;

Liberty Technology: 1-E. Harris; 3-Long; 5-Bush; 6-Holliman; 9-Pewitte; 11-Montague; 12-Dunlap; 13-Newble; 15-Wilder; 17-Perez; 18-Castille; 20-Ballard; 21-I. Thomas; 22-Leasure; 51-Fitzhugh; 58-Brown;

**Drive Chart (By Team)(Final)
Alcoa vs. Liberty Technology
(12/2/2016 at Cookeville, Tenn.)**

Team	Qtr	Spot	Drive Started		Drive Ended			Consumed	
			Time	Obtained	Spot	Time	How lost	Pl-Yds	TOP
ALCOA	1st	LIB47	12:00	KO	LIB00	09:20	*TD	7 - 47	2:40
ALCOA	1st	LIB19	07:23	PUNT	LIB00	06:37	*TD	2 - 19	0:46
ALCOA	1st	ALCOA41	05:32	KO	LIB36	03:06	PUNT	7 - 23	2:26
ALCOA	1st	ALCOA32	00:18	PUNT	LIB20	07:09	*FG	9 - 48	5:09
ALCOA	2nd	ALCOA35	01:17	KO	LIB44	00:00	HALF	4 - 21	1:17
ALCOA	3rd	ALCOA18	08:04	DOWNS	LIB00	06:01	*TD	5 - 82	2:03
ALCOA	3rd	LIB42	04:15	INT	LIB00	00:20	*TD	8 - 42	3:55
ALCOA	4th	ALCOA30	10:57	PUNT	LIB00	10:46	*TD	1 - 70	0:11
ALCOA	4th	ALCOA34	09:07	PUNT	LIB00	06:08	*TD	6 - 66	2:59
ALCOA	4th	ALCOA01	01:49	PUNT	LIB30	00:00	HALF	3 - 69	1:49

Alcoa	1st Qtr	2nd Qtr	3rd Qtr	4th Qtr	1st Half	2nd Half	Total
Time of possession	06:10	06:08	05:58	04:59	12:18	10:57	23:15
3rd down conversions	1-2	0-3	3-3	0-1	1-5	3-4	4-9
4th down conversions	0-0	1-1	0-0	1-1	1-1	1-1	2-2

Team	Qtr	Spot	Drive Started		Drive Ended			Consumed	
			Time	Obtained	Spot	Time	How lost	Pl-Yds	TOP
LIB	1st	LIB09	09:20	KO	LIB13	07:23	PUNT	3 - 4	1:57
LIB	1st	ALCOA46	06:37	KO	ALCOA00	05:32	*TD	5 - 46	1:05
LIB	1st	LIB08	03:06	PUNT	LIB27	00:18	PUNT	5 - 19	2:48
LIB	2nd	LIB42	07:09	KO	ALCOA00	01:17	*TD	12 - 58	5:52
LIB	3rd	LIB31	12:00	KO	ALCOA18	08:04	DOWNS	10 - 51	3:56
LIB	3rd	LIB20	06:01	KO	LIB34	04:15	INT	5 - 14	1:46
LIB	3rd	LIB22	00:20	KO	LIB31	10:57	PUNT	4 - 9	1:23
LIB	4th	LIB29	10:46	KO	LIB28	09:07	PUNT	3 - -1	1:39
LIB	4th	LIB18	06:08	KO	LIB46	01:49	PUNT	8 - 28	4:19

Liberty Technology	1st Qtr	2nd Qtr	3rd Qtr	4th Qtr	1st Half	2nd Half	Total
Time of possession	05:50	05:52	06:02	07:01	11:42	13:3	24:45
3rd down conversions	0-3	2-2	1-3	0-4	2-5	1-7	3-12
4th down conversions	1-1	0-0	0-1	1-1	1-1	1-2	2-3

**Drive Chart (By Quarter)(Final)
Alcoa vs. Liberty Technology
(12/2/2016 at Cookeville, Tenn.)**

Team	Qtr	Spot	Drive Started		Drive Ended			Consumed	
			Time	Obtained	Spot	Time	How lost	PI-Yds	TOP
ALCOA	1st	LIB47	12:00	KO	LIB00	09:20	*TD	7 - 47	2:40
LIB	1st	LIB09	09:20	KO	LIB13	07:23	PUNT	3 - 4	1:57
ALCOA	1st	LIB19	07:23	PUNT	LIB00	06:37	*TD	2 - 19	0:46
LIB	1st	ALCOA46	06:37	KO	ALCOA00	05:32	*TD	5 - 46	1:05
ALCOA	1st	ALCOA41	05:32	KO	LIB36	03:06	PUNT	7 - 23	2:26
LIB	1st	LIB08	03:06	PUNT	LIB27	00:18	PUNT	5 - 19	2:48
ALCOA	1st	ALCOA32	00:18	PUNT	LIB20	07:09	*FG	9 - 48	5:09
LIB	2nd	LIB42	07:09	KO	ALCOA00	01:17	*TD	12 - 58	5:52
ALCOA	2nd	ALCOA35	01:17	KO	LIB44	00:00	HALF	4 - 21	1:17
LIB	3rd	LIB31	12:00	KO	ALCOA18	08:04	DOWNS	10 - 51	3:56
ALCOA	3rd	ALCOA18	08:04	DOWNS	LIB00	06:01	*TD	5 - 82	2:03
LIB	3rd	LIB20	06:01	KO	LIB34	04:15	INT	5 - 14	1:46
ALCOA	3rd	LIB42	04:15	INT	LIB00	00:20	*TD	8 - 42	3:55
LIB	3rd	LIB22	00:20	KO	LIB31	10:57	PUNT	4 - 9	1:23
ALCOA	4th	ALCOA30	10:57	PUNT	LIB00	10:46	*TD	1 - 70	0:11
LIB	4th	LIB29	10:46	KO	LIB28	09:07	PUNT	3 - -1	1:39
ALCOA	4th	ALCOA34	09:07	PUNT	LIB00	06:08	*TD	6 - 66	2:59
LIB	4th	LIB18	06:08	KO	LIB46	01:49	PUNT	8 - 28	4:19
ALCOA	4th	ALCOA01	01:49	PUNT	LIB30	00:00	HALF	3 - 69	1:49

Play-by-Play Summary (1st quarter)

Alcoa vs. Liberty Technology (12/2/2016 at Cookeville, Tenn.)

Alcoa captains: Myers, Robinson, Salter, Evans

Liberty captains: Harris, Long, Castille, Hoyle

Liberty wins toss, defers to 2nd half, will defend south end zone

LIB ball on LIB40.

		Perez kickoff 31 yards to the ALCOA29, Wright return 24 yards to the LIB47 (Castille).	
1-10	LIB47	Myers rush for 6 yards to the LIB41 (Dunlap).	
2-4	LIB41	Wright rush for 8 yards to the LIB33, 1ST DOWN ALCOA (Bush).	R
1-10	LIB33	Wright rush for 1 yard to the LIB32 (I. Thomas).	
2-9	LIB32	Myers rush for 19 yards to the LIB13, 1ST DOWN ALCOA (Bush).	R
1-10	LIB13	PENALTY LIB offside (Bush) 5 yards to the LIB8.	
1-5	LIB08	Wright rush for no gain to the LIB8 (E. Harris).	
2-5	LIB08	Ogle-Kellogg rush for 6 yards to the LIB2, 1ST DOWN ALCOA (Long;Ballard).	R
1-0	LIB02	M. Salter rush for 2 yards to the LIB0, TOUCHDOWN, clock 09:20.	
1-0	LIB03	B. Smith kick attempt good.	

Alcoa 7, Liberty Technology 0

7 plays, 47 yards, 2:40

B. Smith kickoff 55 yards to the LIB5, Castille return 13 yards to the LIB18 (Maples), PENALTY LIB illegal block (4) 9 yards to the LIB9, 1st and 10, LIB ball on LIB9.

LIBERTY TECHNOLOGY drive start at 09:20.

1-10	LIB09	Newble rush for 1 yard to the LIB10 (Warwick).	
2-9	LIB10	Newble rush for 4 yards to the LIB14 (T. Woody).	
3-5	LIB14	Newble rush for loss of 1 yard to the LIB13 (Ray).	
4-6	LIB13	Castille punt 6 yards to the LIB19, downed.	

3 plays, 4 yards, 1:57

ALCOA drive start at 07:23.

1-10	LIB19	PENALTY ALCOA false start (82) 5 yards to the LIB24.	
1-15	LIB24	M. Salter rush for 3 yards to the LIB21 (E. Harris).	
2-12	LIB21	Wright rush for 21 yards to the LIB0, 1ST DOWN ALCOA, TOUCHDOWN, clock 06:37.	R
1-0	LIB03	B. Smith kick attempt good.	

Alcoa 14, Liberty Technology 0

2 plays, 19 yards, 0:46

B. Smith kickoff 42 yards to the LIB18, Bush return 23 yards to the LIB41 (Cox), PENALTY ALCOA face mask 13 yards to the ALCOA46, 1st and 10, LIB ball on ALCOA46.

LIBERTY TECHNOLOGY drive start at 06:37.

1-10	ALCOA46	Newble pass incomplete to Leasure.	
2-10	ALCOA46	Newble rush for 4 yards to the ALCOA42 (Maples).	
3-6	ALCOA42	Newble pass incomplete to Leasure.	
4-6	ALCOA42	Newble pass complete to Castille for 10 yards to the ALCOA32, 1ST DOWN LIB.	P
1-10	ALCOA32	Ballard rush for 32 yards to the ALCOA0, 1ST DOWN LIB, TOUCHDOWN, clock 05:32.	R
1-0	ALCOA03	Perez kick attempt failed.	

Alcoa 14, Liberty Technology 6

5 plays, 46 yards, 1:05

Perez kickoff 43 yards to the ALCOA17, Di. Johnson return 24 yards to the ALCOA41 (Castille).

ALCOA drive start at 05:32.

1-10	ALCOA41	Myers pass complete to Ogle-Kellogg for 11 yards to the LIB48, 1ST DOWN ALCOA (Long).	P
1-10	LIB48	Myers rush for 9 yards to the LIB39 (Montague).	
2-1	LIB39	M. Salter rush for loss of 1 yard to the LIB40 (Brown).	
3-2	LIB40	M. Salter rush for 3 yards to the LIB37, 1ST DOWN ALCOA (Montague).	R
1-10	LIB37	Wright rush for 1 yard to the LIB36 (Fitzhugh).	
2-9	LIB36	Myers pass incomplete to Ogle-Kellogg, QB hurry by Brown.	
3-9	LIB36	Myers pass incomplete to Ogle-Kellogg (Montague).	
4-9	LIB36	Timeout Liberty Technology, clock 03:15.	
4-9	LIB36	Ogle-Kellogg punt 28 yards to the LIB8, out-of-bounds.	

7 plays, 23 yards, 2:26

LIBERTY TECHNOLOGY drive start at 03:06.

1-10	LIB08	Pewitte rush for 8 yards to the LIB16 (Warwick).	
2-2	LIB16	Newble rush for 3 yards to the LIB19, 1ST DOWN LIB (Warwick).	R
1-10	LIB19	Pewitte rush for 3 yards to the LIB22 (Maples).	
2-7	LIB22	Pewitte rush for 3 yards to the LIB25 (Warwick).	
3-4	LIB25	Ballard rush for 2 yards to the LIB27 (Walden).	
4-2	LIB27	Newble punt 41 yards to the ALCOA32, downed.	

5 plays, 19 yards, 2:48

ALCOA drive start at 00:18.

1-10 ALCOA32 Ogle-Kellogg rush for no gain to the ALCOA32, PENALTY ALCOA holding (A. Salter) 13 yards to the ALCOA19, NO PLAY.

END OF 1st QUARTER: Alcoa 14, Liberty Technology 6

Quarter Summary	Score	Time Poss	1st Downs				Conversions		Rushing	Passing	Penalties
			R	P	X	T	3rd	4th			
Alcoa	14	06:10	5	1	0	6	1-2	0-0	13-78	1-3-0-11	3-31
Liberty Technology	6	05:50	2	1	0	3	0-3	1-1	10-59	1-3-0-10	2-14

Quickie Statistics (1st Quarter only)
Alcoa vs. Liberty Technology (12/2/2016 at Cookeville, Tenn.)

	ALCOA	LIB
Score	14	6
FIRST DOWNS	6	3
RUSHES-YARDS (NET)	13-78	10-59
PASSING-YARDS (NET)	11	10
Passes Att-Comp-Int	3-1-0	3-1-0
TOTAL OFFENSE PLAYS-YARDS	16-89	13-69
Fumble Returns-Yards	0-0	0-0
Punt Returns-Yards	0-0	0-0
Kickoff Returns-Yards	2-48	2-36
Interception Returns-Yards	0-0	0-0
Punts (Number-Avg)	1-28.0	2-23.5
Fumbles-Lost	0-0	0-0
Penalties-Yards	3-31	2-14
Possession Time	06:10	05:50
Third-Down Conversions	1-2	0-3
Fourth-Down Conversions	0-0	1-1

Alcoa

Rushing	No.	Gain	Loss	Net	TD	Avg	Lg
Wright	5	31	0	31	1	6.2	21
Myers	3	34	0	34	0	11.3	19

Passing	C-A-I	Yds	TD	Lg	Sack
Myers	1-3-0	11	0	11	0

Receiving	No.	Yards	TD	Tgt	Lg
Ogle-Kellogg	1	11	0	3	11

Punting	No.	Yds	Avg	Lng	In20	TB
Ogle-Kellogg	1	28	28.0	28	1	0

Punt Returns	No.	Yards	TD	Lg

Kick Returns	No.	Yards	TD	Lg
Di. Johnson	1	24	0	24
Wright	1	24	0	24

Tackles	UA-A	Total	Sacks	TFL
Cox	1-0	1.0	0.0	0.0
Warwick	4-0	4.0	0.0	0.0
Ray	1-0	1.0	0.0	1.0
T. Woody	1-0	1.0	0.0	0.0

Liberty Technology

Rushing	No.	Gain	Loss	Net	TD	Avg	Lg
Ballard	2	34	0	34	1	17	32
Pewitte	3	14	0	14	0	4.7	8
Newble	5	12	-1	11	0	2.2	4

Passing	C-A-I	Yds	TD	Lg	Sack
Newble	1-3-0	10	0	10	0

Receiving	No.	Yards	TD	Tgt	Lg
Castille	1	10	0	1	10
Leasure	0	0	0	2	

Punting	No.	Yds	Avg	Lng	In20	TB
Newble	1	41	41.0	41	0	0
Castille	1	6	6.0	6	0	0

Punt Returns	No.	Yards	TD	Lg

Kick Returns	No.	Yards	TD	Lg
Bush	1	23	0	23
Castille	1	13	0	13

Tackles	UA-A	Total	Sacks	TFL
Long	1-1	1.5	0.0	0.0
Montague	2-0	2.0	0.0	0.0
Dunlap	1-0	1.0	0.0	0.0
Ballard	0-1	0.5	0.0	0.0

Qtr	Time	Scoring Play	V-H
1st	09:20	ALCOA - M. Salter 2 yd TD RUSH (KICK by B. Smith), 7-47 2:40	7-0
1st	06:37	ALCOA - Wright 21 yd TD RUSH (KICK by B. Smith), 2-19 0:46	14-0
1st	05:32	LIB - Ballard 32 yd TD RUSH 5-46 1:05	14-6

Play-by-Play Summary (2nd quarter)

Alcoa vs. Liberty Technology (12/2/2016 at Cookeville, Tenn.)

1-23	ALCOA19	Start of 2nd quarter, clock 12:00.	
1-23	ALCOA19	Myers rush for 3 yards to the ALCOA22 (Dunlap).	
2-20	ALCOA22	Myers rush for no gain to the ALCOA22 (Ballard).	
3-20	ALCOA22	Timeout Alcoa, clock 10:30.	
3-20	ALCOA22	Wright rush for 9 yards to the ALCOA31 (E. Harris).	
4-11	ALCOA31	Ogle-Kellogg pass incomplete to Hodge (Holliman), PENALTY LIB pass interference (Bush) 15 yards to the ALCOA46, 1ST DOWN ALCOA, NO PLAY.	E
1-10	ALCOA46	Myers rush for 16 yards to the LIB38, 1ST DOWN ALCOA (Ballard).	R
1-10	LIB38	PENALTY LIB false start (Brown) 5 yards to the LIB33.	
1-5	LIB33	Wright rush for 8 yards to the LIB25, 1ST DOWN ALCOA (Montague).	R
1-10	LIB25	Wright rush for no gain to the LIB25 (Long;Ballard).	
2-10	LIB25	Myers rush for 4 yards to the LIB21 (Montague).	
3-6	LIB21	Wright rush for 1 yard to the LIB20 (Long).	
4-5	LIB20	Timeout Alcoa, clock 07:14.	
4-5	LIB20	B. Smith field goal attempt from 37 GOOD, clock 07:09.	

Alcoa 17, Liberty Technology 6

9 plays, 48 yards, 5:09

		B. Smith kickoff 59 yards to the LIB1, Long return 41 yards to the LIB42 (Warwick).	
1-10	LIB42	Newble rush for 6 yards to the LIB48 (Cox).	
LIBERTY TECHNOLOGY drive start at 07:09, LIB ball on LIB42.			
2-4	LIB42	Ballard rush for 10 yards to the ALCOA48, 1ST DOWN LIB (T. Woody).	R
1-10	ALCOA48	Newble rush for 1 yard to the ALCOA47 (Ogle-Kellogg).	
2-9	ALCOA47	TEAM rush for loss of 6 yards to the LIB47.	
3-15	LIB47	Castille pass incomplete to Wilder, PENALTY ALCOA pass interference (Hodge) 15 yards to the ALCOA38, 1ST DOWN LIB, NO PLAY.	E
1-10	ALCOA38	Ballard rush for 2 yards to the ALCOA36 (Walden;Ray).	
2-8	ALCOA36	Ballard rush for 2 yards to the ALCOA34 (Ray).	
3-6	ALCOA34	Newble pass complete to Castille for 8 yards to the ALCOA26, 1ST DOWN LIB.	P
1-10	ALCOA26	Newble rush for 5 yards to the ALCOA21 (Cox;Ray).	
2-5	ALCOA21	Ballard rush for no gain to the ALCOA21 (T. Woody).	
3-5	ALCOA21	Newble rush for 8 yards to the ALCOA13 (C. Woody), PENALTY LIB holding (Harrison) 13 yards to the ALCOA34, NO PLAY.	
3-18	ALCOA34	PENALTY ALCOA offside 5 yards to the ALCOA29.	
3-13	ALCOA29	Newble pass complete to Leasure for 26 yards to the ALCOA3, 1ST DOWN LIB (C. Woody).	P
1-0	ALCOA03	Newble rush for 2 yards to the ALCOA1 (Cox;Ray).	
2-0	ALCOA01	Ballard rush for 1 yard to the ALCOA0, TOUCHDOWN, clock 01:17.	
1-0	ALCOA03	Ballard rush attempt failed.	

Alcoa 17, Liberty Technology 12

12 plays, 58 yards, 5:52

		Perez kickoff 30 yards to the ALCOA30, out-of-bounds, ALCOA ball on ALCOA35.	
ALCOA drive start at 01:17.			
1-10	ALCOA35	Myers pass incomplete to Ogle-Kellogg, QB hurry by Brown.	
2-10	ALCOA35	Wright rush for loss of 4 yards to the ALCOA31 (Brown).	
3-14	ALCOA31	Wright rush for 13 yards to the ALCOA44 (I. Thomas).	
4-1	ALCOA44	Wright rush for 12 yards to the LIB44, 1ST DOWN ALCOA (Castille).	R
1-10	LIB44	End of half, clock 00:00.	

4 plays, 21 yards, 1:17

END OF 2nd QUARTER: Alcoa 17, Liberty Technology 12

Quarter Summary	Score	Time Poss	1st Downs				Conversions		Rushing	Passing	Penalties
			R	P	X	T	3rd	4th			
Alcoa	3	06:08	3	0	1	4	0-3	1-1	11-62	0-1-0-0	2-20
Liberty Technology	6	05:52	1	2	1	4	2-2	0-0	10-23	2-2-0-34	3-33

Quickie Statistics (Halftime Cumulative)

Alcoa vs. Liberty Technology (12/2/2016 at Cookeville, Tenn.)

	ALCOA	LIB
Score	17	12
FIRST DOWNS	10	7
RUSHES-YARDS (NET)	24-140	20-82
PASSING-YARDS (NET)	11	44
Passes Att-Comp-Int	4-1-0	5-3-0
TOTAL OFFENSE PLAYS-YARDS	28-151	25-126
Fumble Returns-Yards	0-0	0-0
Punt Returns-Yards	0-0	0-0
Kickoff Returns-Yards	2-48	3-77
Interception Returns-Yards	0-0	0-0
Punts (Number-Avg)	1-28	2-23.5
Fumbles-Lost	0-0	0-0
Penalties-Yards	5-51	5-47
Possession Time	12:18	11:42
Third-Down Conversions	1-5	2-5
Fourth-Down Conversions	1-1	1-1

Alcoa

Rushing	No.	Gain	Loss	Net	TD	Lg	Avg
Wright	12	74	-4	70	0	21	5.8
Myers	7	57	0	57	0	19	8.1

Passing	C-A-I	Yds	TD	Lg	Sack
Myers	1-4-0	11	0	11	0

Receiving	No.	Yds	TD	Tgt	Lg
Ogle-Kellogg	1	11	0	4	11

Punting	No.	Yds	Avg	Lg	In20	TB
Ogle-Kellogg	1	28	28.0	28	1	0

Punt Returns	No.	Yards	TD	Lg

Kick Returns	No.	Yards	TD	Lg
Di. Johnson	1	24	0	24
Wright	1	24	0	24

Tackles	UA-A	Total	Sacks	TFL
Cox	2-2	3.0	0.0	0.0
Warwick	5-0	5.0	0.0	0.0
Ray	2-3	3.5	0.0	1.0
T. Woody	3-0	3.0	0.0	0.0

Liberty Technology

Rushing	No.	Gain	Loss	Net	TD	Lg	Avg
Ballard	7	49	0	49	0	32	7
Pewitte	3	14	0	14	0	8	4.7
Newble	9	26	-1	25	0	6	2.8

Passing	C-A-I	Yds	TD	Lg	Sack
Newble	3-5-0	44	0	26	0

Receiving	No.	Yds	TD	Tgt	Lg
Castille	2	18	0	2	10
Leasure	1	26	0	3	26

Punting	No.	Yds	Avg	Lg	In20	TB
Newble	1	41	41.0	41	0	0
Castille	1	6	6.0	6	0	0

Punt Returns	No.	Yards	TD	Lg

Kick Returns	No.	Yards	TD	Lg
Long	1	41	0	41
Bush	1	23	0	23
Castille	1	13	0	13

Tackles	UA-A	Total	Sacks	TFL
Long	2-2	3.0	0.0	0.0
Montague	4-0	4.0	0.0	0.0
Dunlap	2-0	2.0	0.0	0.0
Ballard	2-2	3.0	0.0	0.0

Qtr	Time	Scoring Play	V-H
1st	09:20	ALCOA - M. Salter 2 yd TD RUSH (KICK by B. Smith), 7-47 2:40	7-0
1st	06:37	ALCOA - Wright 21 yd TD RUSH (KICK by B. Smith), 2-19 0:46	14-0
1st	05:32	LIB - Ballard 32 yd TD RUSH 5-46 1:05	14-6
2nd	07:09	ALCOA - B. Smith 37 yd FG 9-48 5:09	17-6
2nd	01:17	LIB - Ballard 1 yd TD RUSH 12-58 5:52	17-12

Quickie Statistics (2nd Quarter only)
Alcoa vs. Liberty Technology (12/2/2016 at Cookeville, Tenn.)

	ALCOA	LIB
Score	3	6
FIRST DOWNS	4	4
RUSHES-YARDS (NET)	11-62	10-23
PASSING-YARDS (NET)	0	34
Passes Att-Comp-Int	1-0-0	2-2-0
TOTAL OFFENSE PLAYS-YARDS	12-62	12-57
Fumble Returns-Yards	0-0	0-0
Punt Returns-Yards	0-0	0-0
Kickoff Returns-Yards	0-0	1-41
Interception Returns-Yards	0-0	0-0
Punts (Number-Avg)	-	-
Fumbles-Lost	0-0	0-0
Penalties-Yards	2-20	3-33
Possession Time	06:08	05:52
Third-Down Conversions	0-3	2-2
Fourth-Down Conversions	1-1	0-0

Alcoa

Rushing	No.	Gain	Loss	Net	TD	Avg	Lg
Wright	7	43	-4	39	0	5.6	13
Myers	4	23	0	23	0	5.8	16

Passing	C-A-I	Yds	TD	Lg	Sack
Myers	0-1-0	0	0		0

Receiving	No.	Yards	TD	Tgt	Lg
Ogle-Kellogg	0	0	0	1	

Punting	No.	Yds	Avg	Lng	In20	TB
----------------	------------	------------	------------	------------	-------------	-----------

Punt Returns	No.	Yards	TD	Lg
---------------------	------------	--------------	-----------	-----------

Kick Returns	No.	Yards	TD	Lg
---------------------	------------	--------------	-----------	-----------

Tackles	UA-A	Total	Sacks	TFL
Cox	1-2	2.0	0.0	0.0
Warwick	1-0	1.0	0.0	0.0
Ray	1-3	2.5	0.0	0.0
T. Woody	2-0	2.0	0.0	0.0

Liberty Technology

Rushing	No.	Gain	Loss	Net	TD	Avg	Lg
Ballard	5	15	0	15	1	3	10
Newble	4	14	0	14	0	3.5	6

Passing	C-A-I	Yds	TD	Lg	Sack
Newble	2-2-0	34	0	26	0

Receiving	No.	Yards	TD	Tgt	Lg
Castille	1	8	0	1	8
Leasure	1	26	0	1	26

Punting	No.	Yds	Avg	Lng	In20	TB
----------------	------------	------------	------------	------------	-------------	-----------

Punt Returns	No.	Yards	TD	Lg
---------------------	------------	--------------	-----------	-----------

Kick Returns	No.	Yards	TD	Lg
Long	1	41	0	41

Tackles	UA-A	Total	Sacks	TFL
Long	1-1	1.5	0.0	0.0
Montague	2-0	2.0	0.0	0.0
Dunlap	1-0	1.0	0.0	0.0
Ballard	2-1	2.5	0.0	0.0

Qtr	Time	Scoring Play	V-H
2nd	07:09	ALCOA - B. Smith 37 yd FG 9-48 5:09	17-6
2nd	01:17	LIB - Ballard 1 yd TD RUSH 12-58 5:52	17-12

Play-by-Play Summary (3rd quarter)

Alcoa vs. Liberty Technology (12/2/2016 at Cookeville, Tenn.)

1-10 LIB44 Start of 3rd quarter, clock 12:00.
ALCOA ball on ALCOA40.

B. Smith kickoff 43 yards to the LIB17, Bush return 14 yards to the LIB31 (Cox;Warwick).

LIBERTY TECHNOLOGY drive start at 12:00.

1-10 LIB31 Pewitte rush for 13 yards to the LIB44, 1ST DOWN LIB (Ogle-Kellogg). R
 1-10 LIB44 Pewitte rush for 1 yard to the LIB45 (McKeehan).
 2-9 LIB45 Newble rush for 11 yards to the ALCOA44, 1ST DOWN LIB (Cox). R
 1-10 ALCOA44 Pewitte rush for no gain to the ALCOA44 (Maples;Ray).
 2-10 ALCOA44 Newble rush for no gain to the ALCOA44 (T. Woody).
 3-10 ALCOA44 Newble pass complete to Leasure for 24 yards to the ALCOA20, 1ST DOWN LIB (Di. Johnson). P
 1-10 ALCOA20 Ballard rush for loss of 2 yards to the ALCOA22 (Ray).
 2-12 ALCOA22 Newble pass incomplete to Castille, QB hurry by Warwick.
 3-12 ALCOA22 Newble pass incomplete to Mart. Cole.
 4-12 ALCOA22 Newble rush for 11 yards to the ALCOA11 (C. Woody), PENALTY ALCOA delay of game 4 yards to the ALCOA18, NO PLAY.
 4-8 ALCOA18 Newble pass incomplete to Mart. Cole, QB hurry by T. Woody.
10 plays, 51 yards, 3:56

ALCOA drive start at 08:04.

1-10 ALCOA18 Wright rush for 9 yards to the ALCOA27 (Holliman).
 2-1 ALCOA27 Wright rush for no gain to the ALCOA27 (I. Thomas;Dunlap).
 3-1 ALCOA27 Wright rush for 4 yards to the ALCOA31, 1ST DOWN ALCOA (Dunlap). R
 1-10 ALCOA31 Myers rush for loss of 3 yards to the ALCOA28 (Ballard).
 2-13 ALCOA28 Wright rush for 72 yards to the LIB0, 1ST DOWN ALCOA, TOUCHDOWN, clock 06:01. R
 1-0 LIB03 B. Smith kick attempt good.

Alcoa 24, Liberty Technology 12

5 plays, 82 yards, 2:03

B. Smith kickoff 60 yards to the LIB0, touchback.

LIBERTY TECHNOLOGY drive start at 06:01.

1-10 LIB20 Pewitte rush for 3 yards to the LIB23 (Warwick).
 2-7 LIB23 Newble pass complete to Castille for 9 yards to the LIB32, 1ST DOWN LIB (Cox). P
 1-10 LIB32 Newble rush for 2 yards to the LIB34 (T. Woody).
 2-8 LIB34 Newble pass incomplete to Castille.
 3-8 LIB34 Newble pass intercepted by Cox at the LIB42, Cox return 0 yards to the LIB42.
5 plays, 14 yards, 1:46

ALCOA drive start at 04:15.

1-10 LIB42 PENALTY ALCOA false start (Perkins) 5 yards to the LIB47.
 1-15 LIB47 M. Salter rush for 11 yards to the LIB36 (Bush;Dunlap).
 2-4 LIB36 Myers rush for 1 yard to the LIB35 (Fitzhugh).
 3-3 LIB35 Wright rush for 5 yards to the LIB30, 1ST DOWN ALCOA (Newble). R
 1-10 LIB30 Timeout Alcoa, clock 02:27.
 1-10 LIB30 Myers rush for 9 yards to the LIB21 (Montague).
 2-1 LIB21 M. Salter rush for 8 yards to the LIB13, 1ST DOWN ALCOA (Long). R
 1-10 LIB13 M. Salter rush for 6 yards to the LIB7 (Castille).
 2-4 LIB07 Wright rush for 1 yard to the LIB6 (I. Thomas).
 3-3 LIB06 Myers rush for 6 yards to the LIB0, 1ST DOWN ALCOA, TOUCHDOWN, clock 00:20. R
 1-0 LIB03 B. Smith kick attempt good.

Alcoa 31, Liberty Technology 12

8 plays, 42 yards, 3:55

B. Smith kickoff 53 yards to the LIB7, Castille return 15 yards to the LIB22 (Warwick).

LIBERTY TECHNOLOGY drive start at 00:20.

1-10 LIB22 Ballard rush for 10 yards to the LIB32, 1ST DOWN LIB (Warwick). R
 1-10 LIB32 Newble rush for 3 yards to the LIB35, out-of-bounds.

END OF 3rd QUARTER: Alcoa 31, Liberty Technology 12

Quarter Summary	Score	Time Poss	1st Downs				Conversions		Rushing	Passing	Penalties
			R	P	X	T	3rd	4th			
Alcoa	14	05:58	5	0	0	5	3-3	0-0	13-129	---	2-9
Liberty Technology	0	06:02	3	2	0	5	1-3	0-1	10-41	2-7-1-33	0-0

**Quickie Statistics (3rd Quarter Cumulative)
Alcoa vs. Liberty Technology (12/2/2016 at Cookeville, Tenn.)**

	ALCOA	LIB
Score	31	12
FIRST DOWNS	15	12
RUSHES-YARDS (NET)	37-269	30-123
PASSING-YARDS (NET)	11	77
Passes Att-Comp-Int	4-1-0	12-5-1
TOTAL OFFENSE PLAYS-YARDS	41-280	42-200
Fumble Returns-Yards	0-0	0-0
Punt Returns-Yards	0-0	0-0
Kickoff Returns-Yards	2-48	5-106
Interception Returns-Yards	1-0	0-0
Punts (Number-Avg)	1-28	2-23.5
Fumbles-Lost	0-0	0-0
Penalties-Yards	7-60	5-47
Possession Time	18:16	17:44
Third-Down Conversions	4-8	3-8
Fourth-Down Conversions	1-1	1-2

Alcoa

Rushing	No.	Gain	Loss	Net	TD	Lg	Avg
Wright	18	165	-4	161	0	72	8.9
Myers	11	73	-3	70	0	19	6.4

Passing	C-A-I	Yds	TD	Lg	Sack
Myers	1-4-0	11	0	11	0

Receiving	No.	Yds	TD	Tgt	Lg
Ogle-Kellogg	1	11	0	4	11

Punting	No.	Yds	Avg	Lg	In20	TB
Ogle-Kellogg	1	28	28.0	28	1	0

Punt Returns	No.	Yards	TD	Lg
---------------------	------------	--------------	-----------	-----------

Kick Returns	No.	Yards	TD	Lg
Di. Johnson	1	24	0	24
Wright	1	24	0	24

Tackles	UA-A	Total	Sacks	TFL
Cox	4-3	5.5	0.0	0.0
Warwick	8-1	8.5	0.0	0.0
Ray	3-4	5.0	0.0	2.0
T. Woody	5-0	5.0	0.0	0.0

Liberty Technology

Rushing	No.	Gain	Loss	Net	TD	Lg	Avg
Ballard	9	59	-2	57	0	32	6.3
Pewitte	7	31	0	31	0	13	4.4
Newble	13	42	-1	41	0	11	3.2

Passing	C-A-I	Yds	TD	Lg	Sack
Newble	5-12-1	77	0	26	0

Receiving	No.	Yds	TD	Tgt	Lg
Castille	3	27	0	5	10
Leasure	2	50	0	4	26

Punting	No.	Yds	Avg	Lg	In20	TB
Newble	1	41	41.0	41	0	0
Castille	1	6	6.0	6	0	0

Punt Returns	No.	Yards	TD	Lg
---------------------	------------	--------------	-----------	-----------

Kick Returns	No.	Yards	TD	Lg
Long	1	41	0	41
Bush	2	37	0	23
Castille	2	28	0	15

Tackles	UA-A	Total	Sacks	TFL
Long	3-2	4.0	0.0	0.0
Montague	5-0	5.0	0.0	0.0
Dunlap	3-2	4.0	0.0	0.0
Ballard	3-2	4.0	0.0	1.0

Qtr	Time	Scoring Play	V-H
1st	09:20	ALCOA - M. Salter 2 yd TD RUSH (KICK by B. Smith), 7-47 2:40	7-0
1st	06:37	ALCOA - Wright 21 yd TD RUSH (KICK by B. Smith), 2-19 0:46	14-0
1st	05:32	LIB - Ballard 32 yd TD RUSH 5-46 1:05	14-6
2nd	07:09	ALCOA - B. Smith 37 yd FG 9-48 5:09	17-6
2nd	01:17	LIB - Ballard 1 yd TD RUSH 12-58 5:52	17-12
3rd	06:01	ALCOA - Wright 72 yd TD RUSH (KICK by B. Smith), 5-82 2:03	24-12
3rd	00:20	ALCOA - Myers 6 yd TD RUSH (KICK by B. Smith), 8-42 3:55	31-12

Quickie Statistics (3rd Quarter only)
Alcoa vs. Liberty Technology (12/2/2016 at Cookeville, Tenn.)

	ALCOA	LIB
Score	14	0
FIRST DOWNS	5	5
RUSHES-YARDS (NET)	13-129	10-41
PASSING-YARDS (NET)		33
Passes Att-Comp-Int	--	7-2-1
TOTAL OFFENSE PLAYS-YARDS	13-129	17-74
Fumble Returns-Yards	0-0	0-0
Punt Returns-Yards	0-0	0-0
Kickoff Returns-Yards	0-0	2-29
Interception Returns-Yards	1-0	0-0
Punts (Number-Avg)	-	-
Fumbles-Lost	0-0	0-0
Penalties-Yards	2-9	0-0
Possession Time	05:58	06:02
Third-Down Conversions	3-3	1-3
Fourth-Down Conversions	0-0	0-1

Alcoa

Rushing	No.	Gain	Loss	Net	TD	Avg	Lg
Wright	6	91	0	91	1	15.2	72
Myers	4	16	-3	13	1	3.3	9

Passing	C-A-I	Yds	TD	Lg	Sack

Receiving	No.	Yards	TD	Tgt	Lg

Punting	No.	Yds	Avg	Lng	In20	TB

Punt Returns	No.	Yards	TD	Lg

Kick Returns	No.	Yards	TD	Lg

Tackles	UA-A	Total	Sacks	TFL
Cox	2-1	2.5	0.0	0.0
Warwick	3-1	3.5	0.0	0.0
Ray	1-1	1.5	0.0	1.0
T. Woody	2-0	2.0	0.0	0.0

Liberty Technology

Rushing	No.	Gain	Loss	Net	TD	Avg	Lg
Ballard	2	10	-2	8	0	4	10
Pewitte	4	17	0	17	0	4.3	13
Newble	4	16	0	16	0	4	11

Passing	C-A-I	Yds	TD	Lg	Sack
Newble	2-7-1	33	0	24	0

Receiving	No.	Yards	TD	Tgt	Lg
Castille	1	9	0	3	9
Leasure	1	24	0	1	24

Punting	No.	Yds	Avg	Lng	In20	TB

Punt Returns	No.	Yards	TD	Lg

Kick Returns	No.	Yards	TD	Lg
Bush	1	14	0	14
Castille	1	15	0	15

Tackles	UA-A	Total	Sacks	TFL
Long	1-0	1.0	0.0	0.0
Montague	1-0	1.0	0.0	0.0
Dunlap	1-2	2.0	0.0	0.0
Ballard	1-0	1.0	0.0	1.0

Qtr	Time	Scoring Play	V-H
3rd	06:01	ALCOA - Wright 72 yd TD RUSH (KICK by B. Smith), 5-82 2:03	24-12
3rd	00:20	ALCOA - Myers 6 yd TD RUSH (KICK by B. Smith), 8-42 3:55	31-12

Play-by-Play Summary (4th quarter)

Alcoa vs. Liberty Technology (12/2/2016 at Cookeville, Tenn.)

2-7 LIB35 Start of 4th quarter, clock 12:00.
 2-7 LIB35 Castille rush for loss of 4 yards to the LIB31 (Dunkin).
 3-11 LIB31 Newble pass incomplete to Pewitte, QB hurry by Dunkin.
 4-11 LIB31 Castille punt 39 yards to the ALCOA30, downed.
4 plays, 9 yards, 1:23

ALCOA drive start at 10:57.

1-10 ALCOA30 Myers pass complete to Ogle-Kellogg for 70 yards to the LIB0, 1ST DOWN ALCOA, TOUCHDOWN, clock 10:46. P
 1-0 LIB03 B. Smith kick attempt good.

Alcoa 38, Liberty Technology 12

1 plays, 70 yards, 0:11

B. Smith kickoff 52 yards to the LIB8, Long return 21 yards to the LIB29 (Rodriguez).

LIBERTY TECHNOLOGY drive start at 10:46.

1-10 LIB29 Newble rush for 2 yards to the LIB31 (T. Woody).
 2-8 LIB31 Newble pass incomplete to Wilder.
 3-8 LIB31 Newble sacked for loss of 3 yards to the LIB28 (Dunkin).
 4-11 LIB28 Castille punt 38 yards to the ALCOA34, out-of-bounds.
3 plays, -1 yards, 1:39

ALCOA drive start at 09:07.

1-10 ALCOA34 McNear rush for 6 yards to the ALCOA40 (Dunlap).
 2-4 ALCOA40 Tyson rush for 49 yards to the LIB11, 1ST DOWN ALCOA (Long). R
 1-10 LIB11 McNear rush for 2 yards to the LIB9 (Bush).
 2-8 LIB09 McNear rush for no gain to the LIB9 (Long).
 3-8 LIB09 Tyson rush for 7 yards to the LIB2 (Long).
 4-1 LIB02 McNear rush for 2 yards to the LIB0, 1ST DOWN ALCOA, TOUCHDOWN, clock 06:08. R
 1-0 LIB03 B. Smith kick attempt good.

Alcoa 45, Liberty Technology 12

6 plays, 66 yards, 2:59

Rankin kickoff 42 yards to the LIB18, Bush return 0 yards to the LIB18 (Cox).

LIBERTY TECHNOLOGY drive start at 06:08.

1-10 LIB18 Ballard rush for 20 yards to the LIB38, 1ST DOWN LIB (Di. Johnson). R
 1-10 LIB38 Newble rush for loss of 7 yards to the LIB31 (Rodriguez).
 2-17 LIB31 PENALTY ALCOA offside (J. Carter) 5 yards to the LIB36.
 2-12 LIB36 Ballard rush for 11 yards to the LIB47 (Cox).
 3-1 LIB47 Newble rush for loss of 2 yards to the LIB45 (Di. Johnson).
 4-3 LIB45 Newble pass complete to Castille for 5 yards to the 50 yardline, 1ST DOWN LIB. P
 1-10 LIB50 Ballard rush for loss of 1 yard to the LIB49 (Rodriguez;Dunkin).
 2-11 LIB49 Newble rush for loss of 7 yards to the LIB42 (C. Woody).
 3-18 LIB42 Newble pass complete to Wilder for 4 yards to the LIB46, out-of-bounds.
 4-14 LIB46 Castille punt 53 yards to the ALCOA1, downed.
8 plays, 28 yards, 4:19

ALCOA drive start at 01:49.

1-10 ALCOA01 McNear rush for 63 yards to the LIB36, 1ST DOWN ALCOA (Montague). R
 1-10 LIB36 PENALTY LIB offside (Brown) 5 yards to the LIB31.
 1-5 LIB31 Timeout Alcoa, clock 01:00.
 1-5 LIB31 Tyson rush for no gain to the LIB31 (I. Thomas).
 2-5 LIB31 McCord rush for 1 yard to the LIB30 (Fitzhugh).
 3-4 LIB30 End of game, clock 00:00.
3 plays, 69 yards, 1:49

Alcoa 45, Liberty Technology 12

Quarter Summary	Score	Time Poss	1st Downs				Conversions		Rushing	Passing	Penalties
			R	P	X	T	3rd	4th			
Alcoa	14	04:59	3	1	0	4	0-1	1-1	9-130	1-1-0-70	1-5
Liberty Technology	0	07:01	1	1	0	2	0-4	1-1	9-9	2-4-0-9	1-5

Quickie Statistics (4th Quarter only)
Alcoa vs. Liberty Technology (12/2/2016 at Cookeville, Tenn.)

	ALCOA	LIB
Score	14	0
FIRST DOWNS	4	2
RUSHES-YARDS (NET)	9-130	9-9
PASSING-YARDS (NET)	70	9
Passes Att-Comp-Int	1-1-0	4-2-0
TOTAL OFFENSE PLAYS-YARDS	10-200	13-18
Fumble Returns-Yards	0-0	0-0
Punt Returns-Yards	0-0	0-0
Kickoff Returns-Yards	0-0	2-21
Interception Returns-Yards	0-0	0-0
Punts (Number-Avg)	-	3-43.3
Fumbles-Lost	0-0	0-0
Penalties-Yards	1-5	1-5
Possession Time	04:59	07:01
Third-Down Conversions	0-1	0-4
Fourth-Down Conversions	1-1	1-1

Alcoa

Rushing	No.	Gain	Loss	Net	TD	Avg	Lg
McNear	5	73	0	73	1	14.6	63
Tyson	3	56	0	56	0	18.7	49

Passing	C-A-I	Yds	TD	Lg	Sack
Myers	1-1-0	70	1	70	0

Receiving	No.	Yards	TD	Tgt	Lg
Ogle-Kellogg	1	70	1	1	70

Punting	No.	Yds	Avg	Lng	In20	TB

Punt Returns	No.	Yards	TD	Lg

Kick Returns	No.	Yards	TD	Lg

Tackles	UA-A	Total	Sacks	TFL
Cox	2-0	2.0	0.0	0.0
T. Woody	1-0	1.0	0.0	0.0

Liberty Technology

Rushing	No.	Gain	Loss	Net	TD	Avg	Lg
Ballard	3	31	-1	30	0	10	20
Newble	4	2	-16	-14	0	-3.5	2
Castille	1	0	-4	-4	0	-4	

Passing	C-A-I	Yds	TD	Lg	Sack
Newble	2-4-0	6	0	5	1

Receiving	No.	Yards	TD	Tgt	Lg
Castille	1	5	0	1	5
Wilder	1	4	0	2	4

Punting	No.	Yds	Avg	Lng	In20	TB
Castille	3	130	43.3	53	1	0

Punt Returns	No.	Yards	TD	Lg


Kick Returns	No.	Yards	TD	Lg
Long	1	21	0	21
Bush	1	0	0	0

Tackles	UA-A	Total	Sacks	TFL
Long	3-0	3.0	0.0	0.0
Montague	1-0	1.0	0.0	0.0
Dunlap	1-0	1.0	0.0	0.0

Qtr	Time	Scoring Play	V-H
4th	10:46	ALCOA - Ogle-Kellogg 70 yd TD PASS from Myers (KICK by B. Smith), 1-70 0:11	38-12
4th	06:08	ALCOA - McNear 2 yd TD RUSH (KICK by B. Smith), 6-66 2:59	45-12

2015 Class 3A State Football Playoffs

November 6 - December 5, 2015



Notes:
 All times are local time. In the first and second rounds the higher seeded team shall be the host school. In the third round and semifinals in odd-numbered years the top team in each bracket shall be the host team. If two teams from the same region meet in the third round, the team seeded higher in the region standings shall host.

2014 Class 4A Football Playoffs

November 7 - December 6, 2014



Game 501
Sat. Dec. 6 3:30 PM
BlueCross Bowl @ TN Tech

Knoxville Fulton
STATE CHAMPION

Notes:

2013 Class 4A Football Playoffs

November 8 - December 7, 2013



Notes:

2012 Class 4A Football Playoffs

November 2 - December 1, 2012



First Round			Second Round		Quarterfinals		Semifinals		Championship																														
#1	Livingston Academy (9-1)	35	Livingston Academy	37	#8	Grainger (4-6)	7	Livingston Academy	14	#4	DeKalb Co. (9-1)	39	DeKalb Co.	14	#5	Sequoyah (6-4)	21	Knoxville Fulton	41	#3	Greeneville (7-3)	49	Greeneville	14	#6	Gibbs (6-4)	0	Knoxville Fulton	35	#7	Knoxville Carter (5-5)	0	Knoxville Fulton	42	#2	Knoxville Fulton (8-2)	55	Knoxville Fulton	39
Game 101 Fri. Nov. 2 7 PM		Game 201 Fri. Nov. 9 7 PM																																					
#1	Giles Co. (10-0)	48	Giles Co.	47	#8	Lipscomb Academy (5-5)	7	Giles Co.	22	#4	Notre Dame (8-2)	31	Notre Dame	7	#5	Hixson (7-3)	6	Giles Co.	27	#3	Signal Mountain (7-3)	41	Page	14	#6	Page (6-4)	42	East Hamilton	16	#7	Marshall Co. (5-5)	0	East Hamilton	35	#2	East Hamilton (9-1)	38	Knoxville Fulton	39
Game 105 Fri. Nov. 2 7 PM		Game 203 Fri. Nov. 9 7 PM																																					
#1	Lexington (9-1)	42	Lexington	18	#8	J. South Side (4-6)	6	Liberty Magnet	27	#4	Liberty Magnet (6-4)	48	Liberty Magnet	42	#5	Sycamore (7-3)	13	Liberty Magnet	14	#3	Maplewood (6-4)	15	Maplewood	22	#6	Crockett Co. (6-4)	3	White House	23	#7	Chester Co. (5-5)	10	White House	23	#2	White House (5-5)	24	Covington	14
Game 109 Fri. Nov. 2 7 PM		Game 205 Fri. Nov. 9 7 PM																																					
#1	Covington (10-0)	55	Covington	42	#8	Hillcrest (4-6)	0	Covington	23	#4	Sheffield (6-4)	20	Sheffield	6	#5	Raleigh Egypt (5-5)	18	Covington	34	#3	Trezevant (8-2)	26	Trezevant	36	#6	Dyersburg (9-1)	0	Trezevant	18	#7	Fairley (6-4)	12	Mitchell	6	#2	Mitchell (8-2)	30	Knoxville Fulton	STATE CHAMPION
Game 113 Fri. Nov. 2 7 PM		Game 207 Fri. Nov. 9 7 PM																																					

Notes:

2011 Class 4A Football Playoffs

November 4 - December 3, 2011



First Round			Second Round		Quarterfinals		Semifinals		Championship	
#1	Greeneville (9-1)	42	Greeneville	77	Greeneville	42	Greeneville	42	Greeneville	37
	Game 101 Fri. Nov. 4 7 PM									
#8	Scott (5-5)	8								
#4	Knoxville Carter (6-4)	47	Knoxville Carter	7	Knoxville Fulton	0	Giles Co.	21	Giles Co.	21
	Game 102 Fri. Nov. 4 7 PM									
#5	Sullivan East (7-3)	24								
#3	Livingston Academy (8-2)	31	Livingston Academy	12	Marshall Co.	31	Maplewood	31	Maplewood	0
	Game 103 Fri. Nov. 4 7 PM									
#6	Gibbs (6-4)	10								
#7	Stone Memorial (5-5)	0	Knoxville Fulton	38	Marshall Co.	0	Giles Co.	21	Giles Co.	21
	Game 104 Fri. Nov. 4 7 PM									
#2	Knoxville Fulton (6-4)	33								
#1	East Hamilton (6-4)	14	Brainerd	12	Giles Co.	28	Giles Co.	21	Giles Co.	21
	Game 105 Fri. Nov. 4 7 PM									
#8	Brainerd (5-5)	21								
#4	DeKalb Co. (8-2)	28	Giles Co.	20	Marshall Co.	0	Maplewood	31	Maplewood	0
	Game 106 Fri. Nov. 4 7 PM									
#5	Giles Co. (7-3)	35								
#3	Sequoyah (5-5)	27	Sequoyah	6	Marshall Co.	0	Maplewood	31	Maplewood	0
	Game 107 Fri. Nov. 4 7 PM									
#6	Red Bank (7-3)	22								
#7	Notre Dame (5-5)	6	Marshall Co.	31	Marshall Co.	0	Maplewood	31	Maplewood	0
	Game 108 Fri. Nov. 4 7 PM									
#2	Marshall Co. (7-3)	28								
#1	Lexington (10-0)	6	Page	6	White House	0	Maplewood	31	Maplewood	0
	Game 109 Fri. Nov. 4 7 PM									
#8	Page (5-5)	17								
#4	White House (6-4)	29	White House	42	Maplewood	31	Maplewood	31	Maplewood	0
	Game 110 Fri. Nov. 4 7 PM									
#5	Sycamore (6-4)	6								
#3	Liberty Magnet (7-3)	54	Liberty Magnet	12	Maplewood	31	Maplewood	31	Maplewood	0
	Game 111 Fri. Nov. 4 7 PM									
#6	Macon Co. (5-5)	20								
#7	Creek Wood (5-5)	7	Maplewood	22	Maplewood	31	Maplewood	31	Maplewood	0
	Game 112 Fri. Nov. 4 7 PM									
#2	Maplewood (7-3)	40								
#1	Mitchell (7-3)	36	Mitchell	14	Chester Co.	19	Covington	7	Covington	7
	Game 113 Fri. Nov. 4 7 PM									
#8	Bolivar Central (6-4)	19								
#4	Kingsbury (3-7)	15	Chester Co.	28	Covington	33	Covington	7	Covington	7
	Game 114 Fri. Nov. 4 7 PM									
#5	Chester Co. (8-2)	49								
#3	Fairley (7-3)	22	Obion Co.	41	Covington	33	Covington	7	Covington	7
	Game 115 Fri. Nov. 4 7 PM									
#6	Obion Co. (8-2)	46								
#7	Dyersburg (8-2)	14	Covington	42	Covington	33	Covington	7	Covington	7
	Game 116 Fri. Nov. 4 7 PM									
#2	Covington (8-2)	21								


Game 501
Sat. Dec. 3 3:30 PM
BlueCross Bowl @ TN Tech

Greeneville
STATE CHAMPION

Notes:

2010 Class 4A Football Playoffs

November 5 - December 4, 2010



Notes:

2009 Class 4A Football Playoffs

November 6 - December 5, 2009




First Round		Second Round	Quarterfinals	Semifinals	Championship
#1	Red Bank (10-0) 48	Red Bank 55	Red Bank 13		
	Game 101 Fri. Nov. 6 7 PM				
#7	Gibbs (6-4) 8	Game 201 Fri. Nov. 13 7 PM			
#4	Knoxville Fulton (7-3) 30	Knoxville Fulton 22			
	Game 102 Fri. Nov. 6 7 PM				
#5	East Ridge (7-3) 14		Game 301 Fri. Nov. 20 7 PM	Greeneville 21	
#3	Claiborne (8-2) 20	Brainerd 22			
	Game 103 Fri. Nov. 6 7 PM				
#6	Brainerd (7-3) 26	Game 202 Fri. Nov. 13 7 PM	Greeneville 14		
#8	Chattanooga Central (5-5) 6	Greeneville 38			
	Game 104 Fri. Nov. 6 7 PM				
#2	Greeneville (7-3) 42			Game 401 Fri. Nov. 27 7 PM	Greeneville 14
#1	Maplewood (6-4) 28	Maplewood 56	Maplewood 3		
	Game 105 Fri. Nov. 6 7 PM				
#8	Scott (4-6) 7	Game 203 Fri. Nov. 13 7 PM			
#4	Greenbrier (6-4) 25	DeKalb Co. 30			
	Game 106 Fri. Nov. 6 7 PM				
#5	DeKalb Co. (6-4) 41		Game 302 Fri. Nov. 20 7 PM	Whites Creek 14	
#3	Livingston Academy (7-3) 41	Livingston Academy 10			
	Game 107 Fri. Nov. 6 7 PM				
#6	Stone Memorial (3-7) 0	Game 204 Fri. Nov. 13 7 PM	Whites Creek 12		
#7	Whites Creek (7-3) 42	Whites Creek 32			
	Game 108 Fri. Nov. 6 7 PM				
#2	White House (6-4) 6				
#1	Giles Co. (9-1) 45	Giles Co. 32	Giles Co. 36		
	Game 109 Fri. Nov. 6 7 PM				
#8	Chester Co. (5-5) 20	Game 205 Fri. Nov. 13 7 PM			
#4	David Lipscomb (7-3) 28	David Lipscomb 6			
	Game 110 Fri. Nov. 6 7 PM				
#5	J. South Side (7-3) 8		Game 303 Fri. Nov. 20 7 PM	Giles Co. 28	
#3	Spring Hill (8-2) 8	Lexington 21			
	Game 111 Fri. Nov. 6 7 PM				
#6	Lexington (7-3) 31	Game 206 Fri. Nov. 13 7 PM	Lexington 10		
#7	Page (6-4) 33	Page 14			
	Game 112 Fri. Nov. 6 7 PM				
#2	Creek Wood (9-1) 30			Game 402 Fri. Nov. 27 7 PM	
#1	Liberty Magnet (9-1) 19	Liberty Magnet 35	Liberty Magnet 41		
	Game 113 Fri. Nov. 6 7 PM				
#8	Trezevant (6-4) 6	Game 207 Fri. Nov. 13 7 PM			
#4	Fairley (6-4) 34	Fairley 12			
	Game 114 Fri. Nov. 6 7 PM				
#6	Obion Co. (6-4) 28		Game 304 Fri. Nov. 20 7 PM	Liberty Magnet 14	
#3	Crockett Co. (9-1) 34	Crockett Co. 30			
	Game 115 Fri. Nov. 6 7 PM				
#5	Kingsbury (4-6) 14	Game 208 Fri. Nov. 13 7 PM	Crockett Co. 28		
#7	Dyersburg (5-5) 20	Sheffield 12			
	Game 116 Fri. Nov. 6 7 PM				
#2	Sheffield (7-3) 36				
				Game 501 Sat. Dec. 5 3:30 PM BlueCross Bowl @ TN Tech	Giles Co. STATE CHAMPION

Notes:

2008 Class 4A Football Playoffs

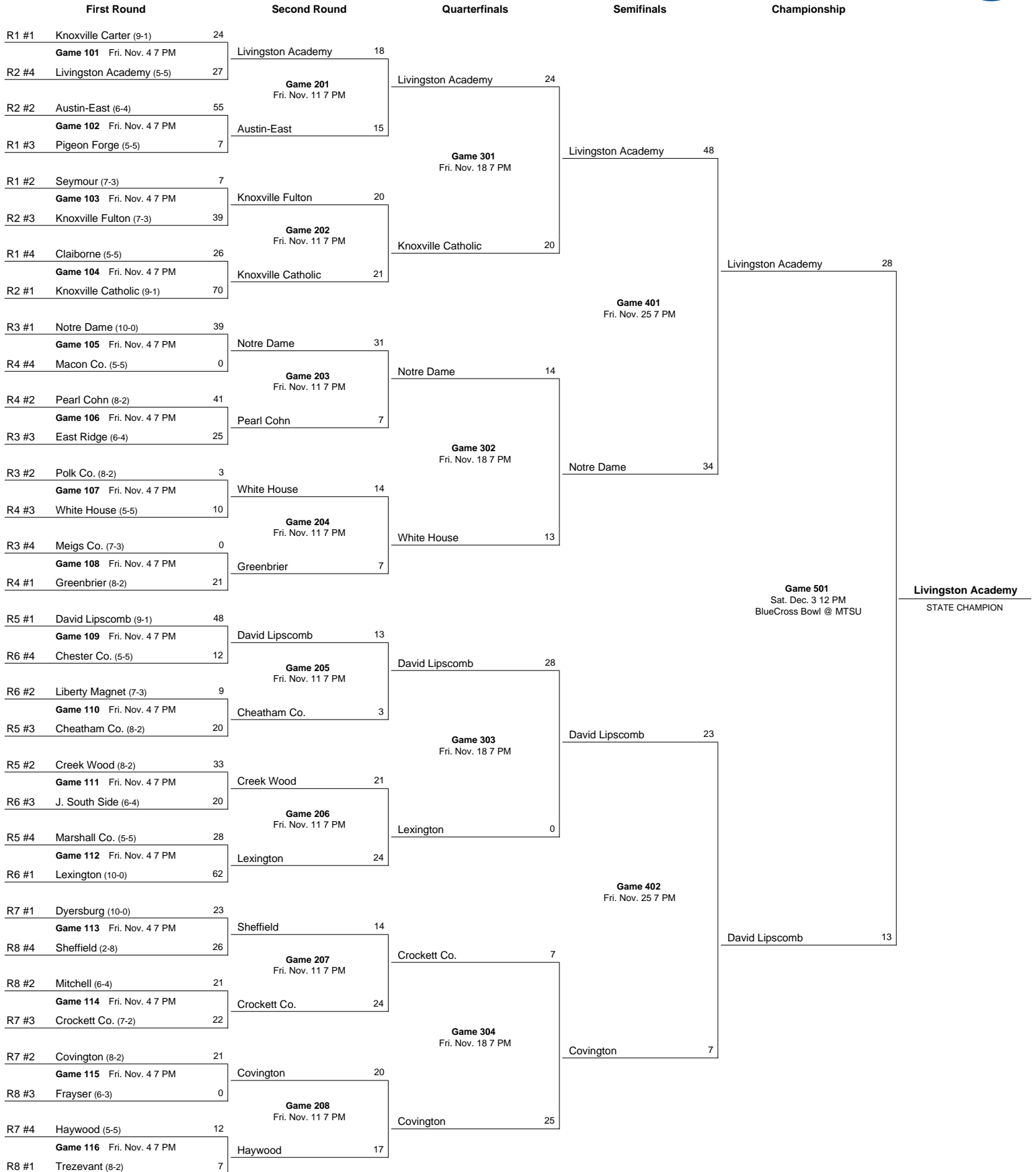
November 7 - December 6, 2008



Notes:

2005 Class 3A Football Playoffs

November 4 - December 2, 2005



Notes: