Lawrence Co. High School
Girls' Basketball
Lawrenceburg, TN

TSSAA CHAMPIONSHIPS

POSTSEASON HISTORY REPORT

GENERATED APRIL 25, 2024

Summary

Championship Record: 6-6
Appearances (7): 2012, 2002, 1999, 1998, 1966, 1965, 1962
Finals Appearances/Runners-up (2): 1998, 2002
Championships (1): 1998

Finals Appearances

Year	Class	Award	Detail
1998	Class AAA	Team Champions	(32-3)
2002	Class AAA	Team Runner-Up	(31-5)

Awards

Year	Award	Name	Class
1998	Most Valuable Player	Melody Saxon	Class AAA

2012 Class AAA State Girls' Basketball Tournament

March 7 - March 10, 2012 · Middle Tennessee State University - Murfreesboro

Memphis Overton (29-2) 52

Game 1
Wed. Mar. 7 4:00 PM

Morristown East (29-5) 49

Riverdale (31-3) 65

Game 2
Wed. Mar. 7 5:30 PM

Mt. Juliet (32-4) 54

Memphis Central (24-7) 48

Game 3
Thu. Mar. 8 10:00 AM

Clarksville (36-0) 64

Science Hill (36-0) 47

Game 4
Thu. Mar. 8 11:30 AM

Lawrence Co. (26-7) 46

Memphis Overton 38

Game 5
Fri. Mar. 9 1:00 PM

Riverdale 66

Clarksville 45

Game 6
Fri. Mar. 9 2:30 PM

Science Hill 49

Riverdale 70

Game 7
Sat. Mar. 10 4:00 PM

Science Hill 55

Riverdale

STATE CHAMPION

Official Basketball Box Score

Science Hill vs Lawrence County

03/08/12 11:30 AM at Murfreesboro, TN (Murphy Center)

VISITORS: Science Hill 37-0

			TOT-FG	3-PT		REBOUNDS								
##	Player Name		FG-FGA	FG-FGA	FT-FTA	OF	DE	TOT	PF	TP	A	TO	BLK	S	MIN
10	Tarter, Tianna.....	*	4-12	1-3	0-1	1	4	5	2	9	3	4	0	2	32
14	Reid, Enjelica.....	*	3-5	0-0	0-0	1	1	2	2	6	1	2	1	2	26
24	Knack, Morgan.....	*	1-2	0-1	0-0	0	3	3	0	2	2	0	0	0	17
44	Copney, Shy.....	*	6-12	3-5	1-3	4	5	9	4	16	1	7	1	2	27
52	Lyon, Gabby.....	*	3-7	0-0	1-2	4	5	9	2	7	0	1	4	0	27
22	Gregory, Keisha.....		1-7	0-3	1-2	0	1	1	1	3	1	0	0	0	18
30	Smith, Shae.....		2-2	0-0	0-0	2	3	5	0	4	1	0	0	1	13
	TEAM.....					1	1	2				1			
	Totals.....		20-47	4-12	3-8	13	23	36	11	47	9	15	6	7	160

TOTAL FG%	1st Half: 12-29	41.4%	2nd Half:	8-18	44.4%	Game: 42.6%	DEADB
3-Pt. FG%	1st Half: 2-6	33.3%	2nd Half:	2-6	33.3%	Game: 33.3%	REBS
F Throw %	1st Half: 1-3	33.3%	2nd Half:	2-5	40.0%	Game: 37.5%	1

HOME TEAM: Lawrence County 26-8

			TOT-FG	3-PT		REBOUNDS								
##	Player Name		FG-FGA	FG-FGA	FT-FTA	OF	DE	TOT	PF	TP	A	TO	BLK	S	MIN
13	Williams, Emily.....	*	6-12	3-6	0-0	2	3	5	0	15	1	2	0	0	32
20	Gilbert, Keiana.....	*	3-13	0-0	0-0	1	1	2	2	6	4	3	2	1	32
23	Clayton, Abby.....	*	3-6	1-2	2-2	0	1	1	4	9	0	2	0	0	32
30	Hunt, Jessa.....	*	3-9	0-1	1-1	6	6	12	3	7	3	1	0	1	21
35	Gilbert, Aryanna....	*	3-11	0-0	3-4	0	5	5	3	9	0	3	0	0	32

12 Beck, Morgan.....	0-0	0-0	0-0	0	1	1	0	0	0	0	0	1	11
TEAM.....				2	1	3							
Totals.....	18-51	4-9	6-7	11	18	29	12	46	8	11	2	3	160

TOTAL FG% 1st Half:	8-27	29.6%	2nd Half:	10-24	41.7%	Game: 35.3%	DEADB
3-Pt. FG% 1st Half:	0-2	0.0%	2nd Half:	4-7	57.1%	Game: 44.4%	REBS
F Throw % 1st Half:	5-6	83.3%	2nd Half:	1-1	100 %	Game: 85.7%	0

Officials: Andrew Maston, Chuck Arnold, Shonta Burton

Technical fouls: Science Hill-None. Lawrence County-None.

Attendance:

Score by Periods	1st	2nd	3rd	4th		Total
Science Hill.....	15	12	13	7	-	47
Lawrence County.....	16	5	8	17	-	46

Play-by-Play

Science Hill vs Lawrence County

03/08/12 11:30 AM at Murfreesboro, TN (Murphy Center)

1st PERIOD Play-by-Play (Page 1)

HOME TEAM: Lawrence County	TIME	SCORE	MAR	VISITORS: Science Hill
GOOD! FT SHOT by Clayton, Abby	07:45	1-0	H 1	FOUL by Copney, Shy (P1T1)
GOOD! FT SHOT by Clayton, Abby	07:45	2-0	H 2	
	07:35			MISSED JUMPER by Copney, Shy
	07:35			REBOUND (OFF) by Copney, Shy
FOUL by Hunt, Jessa (P1T1)	07:33			
	07:32	2-1	H 1	GOOD! FT SHOT by Copney, Shy
	07:32			MISSED FT SHOT by Copney, Shy
REBOUND (DEF) by Hunt, Jessa	07:20			
TURNOVR by Hunt, Jessa	07:16			STEAL by Tarter, Tianna
	07:12	2-3	V 1	GOOD! JUMPER by Tarter, Tianna [PNT]
GOOD! LAYUP by Clayton, Abby [PNT]	06:52	4-3	H 1	
ASSIST by Hunt, Jessa	06:52			
	06:22			TURNOVR by Reid, Enjelica
STEAL by Hunt, Jessa	06:21			
MISSED LAYUP by Hunt, Jessa	06:05			
REBOUND (OFF) by Hunt, Jessa	06:05			
GOOD! LAYUP by Hunt, Jessa [PNT]	06:03	6-3	H 3	
REBOUND (DEF) by Hunt, Jessa	05:35			MISSED LAYUP by Reid, Enjelica
GOOD! LAYUP by Gilbert, Aryanna [PNT]	05:23	8-3	H 5	
ASSIST by Gilbert, Keiana	05:23			
	04:52	8-5	H 3	GOOD! LAYUP by Copney, Shy [PNT]
FOUL by Gilbert, Aryanna (P1T2)	04:52			MISSED FT SHOT by Copney, Shy
	04:52			REBOUND (OFF) by Lyon, Gabby
	04:52			SUB IN : Gregory, Keisha
	04:52			SUB OUT: Knack, Morgan
FOUL by Hunt, Jessa (P2T3)	04:21			
	04:16			TURNOVR by (TEAM)
MISSED LAYUP by Gilbert, Keiana	04:10			
REBOUND (OFF) by Hunt, Jessa	04:10			

MISSED JUMPER by Clayton, Abby	04:10			REBOUND (DEF) by Tarter, Tianna
	04:10			MISSED JUMPER by Copney, Shy
	04:10			REBOUND (OFF) by Lyon, Gabby
	04:10			MISSED LAYUP by Copney, Shy
	04:10			REBOUND (OFF) by Copney, Shy
	04:10			FOUL by Copney, Shy (P2T2)
	04:10			TURNOVR by Copney, Shy
SUB IN : Beck, Morgan	04:10			SUB IN : Smith, Shae
SUB OUT: Hunt, Jessa	04:10			SUB OUT: Copney, Shy
GOOD! LAYUP by Gilbert, Aryanna [PNT]	04:05	10-5	H 5	
	03:58			TIMEOUT 30sec
REBOUND (DEF) by Gilbert, Keiana	03:46			MISSED JUMPER by Gregory, Keisha
MISSED JUMPER by Gilbert, Keiana	03:40			REBOUND (DEF) by Tarter, Tianna
	03:30	10-7	H 3	GOOD! LAYUP by Tarter, Tianna [FB/PNT]
	03:21			FOUL by Reid, Enjelica (P1T3)
	03:21			SUB IN : Knack, Morgan
	03:21			SUB OUT: Reid, Enjelica
MISSED JUMPER by Williams, Emily	03:16			REBOUND (DEF) by Lyon, Gabby
	03:07	10-9	H 1	GOOD! LAYUP by Smith, Shae [PNT]
	03:07			ASSIST by Knack, Morgan
MISSED LAYUP by Gilbert, Aryanna	02:49			BLOCK by Lyon, Gabby
	02:47			REBOUND (DEF) by Knack, Morgan
	02:40			MISSED 3 PTR by Gregory, Keisha
	02:40			REBOUND (OFF) by Smith, Shae
	02:37			TURNOVR by Tarter, Tianna
STEAL by Gilbert, Keiana	02:36			
GOOD! LAYUP by Gilbert, Keiana [FB/PNT]	02:20	12-9	H 3	
	02:16			MISSED JUMPER by Tarter, Tianna
	02:16			REBOUND (OFF) by Smith, Shae
	02:11	12-11	H 1	GOOD! JUMPER by Tarter, Tianna
	02:11			ASSIST by Smith, Shae
GOOD! LAYUP by Williams, Emily [PNT]	01:50	14-11	H 3	
	01:46	14-13	H 1	GOOD! LAYUP by Smith, Shae [PNT]
MISSED LAYUP by Gilbert, Keiana	01:15			REBOUND (DEF) by Smith, Shae
	01:09			TURNOVR by Tarter, Tianna
STEAL by Beck, Morgan	01:07			

MISSED JUMPER by Gilbert, Aryanna	00:54			REBOUND (DEF) by Knack, Morgan
	00:40	14-15	V 1	GOOD! JUMPER by Lyon, Gabby
	00:40			ASSIST by Knack, Morgan
TIMEOUT 30sec	00:36			
GOOD! FT SHOT by Gilbert, Aryanna	00:33	15-15	T 1	FOUL by Lyon, Gabby (P1T4)
GOOD! FT SHOT by Gilbert, Aryanna	00:33	16-15	H 1	
	00:33			SUB IN : Reid, Enjelica
	00:33			SUB OUT: Lyon, Gabby
REBOUND (DEF) by (TEAM)	00:02			MISSED 3 PTR by Gregory, Keisha

Lawrence County 16, Science Hill 15

2nd PERIOD Play-by-Play (Page 1)

HOME TEAM: Lawrence County	TIME	SCORE	MAR	VISITORS: Science Hill
SUB IN : Beck, Morgan	08:00			
SUB OUT: Hunt, Jessa	08:00			
TURNOVR by Williams, Emily	07:58			
	07:57			STEAL by Reid, Enjelica
	07:56	16-17	V 1	GOOD! LAYUP by Reid, Enjelica [FB/PNT]
TURNOVR by Gilbert, Keiana	07:18			
	07:17			STEAL by Tarter, Tianna
REBOUND (DEF) by Beck, Morgan	07:12			MISSED LAYUP by Tarter, Tianna
GOOD! LAYUP by Gilbert, Keiana [FB/PNT]	07:06	18-17	H 1	
	06:54	18-20	V 2	GOOD! 3 PTR by Copney, Shy
	06:54			ASSIST by Tarter, Tianna
GOOD! LAYUP by Williams, Emily [FB/PNT]	06:41	20-20	T 2	
ASSIST by Gilbert, Keiana	06:41			
	06:17	20-22	V 2	GOOD! LAYUP by Copney, Shy [PNT]
	06:17			ASSIST by Reid, Enjelica
MISSED JUMPER by Gilbert, Aryanna	05:52			BLOCK by Reid, Enjelica
	05:51			REBOUND (DEF) by Copney, Shy
	05:48			TURNOVR by Copney, Shy
MISSED JUMPER by Gilbert, Aryanna	05:45			REBOUND (DEF) by Lyon, Gabby
	05:37			TURNOVR by Copney, Shy

TURNOVR by Clayton, Abby	05:23			
	05:14			TURNOVR by Tarter, Tianna
SUB IN : Hunt, Jessa	05:14			SUB IN : Gregory, Keisha
SUB OUT: Beck, Morgan	05:14			SUB OUT: Knack, Morgan
MISSED 3 PTR by Williams, Emily	05:03			REBOUND (DEF) by Lyon, Gabby
REBOUND (DEF) by Hunt, Jessa	04:53			MISSED JUMPER by Gregory, Keisha
GOOD! FT SHOT by Gilbert, Aryanna	04:47	21-22	V 1	FOUL by Lyon, Gabby (P2T5)
MISSED FT SHOT by Gilbert, Aryanna	04:47			REBOUND (DEF) by Reid, Enjelica
	04:33			MISSED LAYUP by Gregory, Keisha
	04:33			REBOUND (OFF) by Reid, Enjelica
	04:26			MISSED LAYUP by Lyon, Gabby
	04:26			REBOUND (OFF) by Copney, Shy
REBOUND (DEF) by Hunt, Jessa	04:08			MISSED 3 PTR by Tarter, Tianna
MISSED JUMPER by Hunt, Jessa	03:53			
REBOUND (OFF) by (TEAM)	03:53			
	03:53			SUB IN : Smith, Shae
	03:53			SUB OUT: Reid, Enjelica
MISSED JUMPER by Gilbert, Keiana	03:35			BLOCK by Copney, Shy
	03:34			REBOUND (DEF) by Smith, Shae
REBOUND (DEF) by Williams, Emily	03:24			MISSED LAYUP by Tarter, Tianna
	03:21			SUB IN : Reid, Enjelica
	03:21			SUB OUT: Lyon, Gabby
TURNOVR by Gilbert, Aryanna	02:58			
	02:56			STEAL by Copney, Shy
	02:52			FOUL by Tarter, Tianna (P1T6)
	02:52			TURNOVR by Tarter, Tianna
MISSED JUMPER by Gilbert, Keiana	02:32			
REBOUND (OFF) by Hunt, Jessa	02:32			
MISSED LAYUP by Hunt, Jessa	02:29			REBOUND (DEF) by Gregory, Keisha
FOUL by Clayton, Abby (P1T4)	02:04			
	01:47	21-25	V 4	GOOD! 3 PTR by Tarter, Tianna
	01:47			ASSIST by Gregory, Keisha
MISSED LAYUP by Clayton, Abby	01:25			
REBOUND (OFF) by Hunt, Jessa	01:25			
MISSED JUMPER by Gilbert, Keiana	01:22			REBOUND (DEF) by Smith, Shae
REBOUND (DEF) by Williams, Emily	01:12			MISSED JUMPER by Tarter, Tianna
MISSED 3 PTR by Williams, Emily	00:58			REBOUND (DEF) by Tarter, Tianna

REBOUND (DEF) by Williams, Emily	00:45			MISSED 3 PTR by Gregory, Keisha
MISSED JUMPER by Gilbert, Aryanna	00:36			REBOUND (DEF) by Copney, Shy
REBOUND (DEF) by Gilbert, Aryanna	00:26			MISSED JUMPER by Reid, Enjelica
TURNOVR by Gilbert, Keiana	00:02			STEAL by Smith, Shae
	00:02			SUB IN : Knack, Morgan
	00:02			SUB OUT: Copney, Shy
	00:01	21-27	V 6	GOOD! JUMPER by Gregory, Keisha

Science Hill 27, Lawrence County 21

3rd PERIOD Play-by-Play (Page 1)

HOME TEAM: Lawrence County	TIME	SCORE	MAR	VISITORS: Science Hill
MISSED LAYUP by Hunt, Jessa	07:49			REBOUND (DEF) by Copney, Shy
	07:39	21-29	V 8	GOOD! LAYUP by Lyon, Gabby [PNT]
	07:39			ASSIST by Copney, Shy
MISSED JUMPER by Gilbert, Keiana	07:19			BLOCK by Lyon, Gabby
REBOUND (OFF) by Williams, Emily	07:17			
MISSED JUMPER by Gilbert, Aryanna	07:11			REBOUND (DEF) by Knack, Morgan
FOUL by Gilbert, Aryanna (P2T1)	06:58			
	06:53	21-31	V 10	GOOD! JUMPER by Reid, Enjelica
TURNOVR by Williams, Emily	06:42			
TIMEOUT 30sec	06:40			
	06:27	21-34	V 13	GOOD! 3 PTR by Copney, Shy
	06:27			ASSIST by Tarter, Tianna
MISSED JUMPER by Gilbert, Keiana	06:05			
REBOUND (OFF) by Hunt, Jessa	06:05			
GOOD! 3 PTR by Williams, Emily	06:01	24-34	V 10	
ASSIST by Hunt, Jessa	06:01			
FOUL by Hunt, Jessa (P3T2)	05:49			
REBOUND (DEF) by Gilbert, Aryanna	05:27			MISSED 3 PTR by Copney, Shy
MISSED 3 PTR by Clayton, Abby	05:19			REBOUND (DEF) by Lyon, Gabby
	04:55	24-36	V 12	GOOD! JUMPER by Knack, Morgan [PNT]
MISSED 3 PTR by Hunt, Jessa	04:36			
REBOUND (OFF) by Williams, Emily	04:36			

MISSED JUMPER by Williams, Emily	04:32			BLOCK by Lyon, Gabby
	04:28			REBOUND (DEF) by Tarter, Tianna
REBOUND (DEF) by Gilbert, Aryanna	04:20			MISSED 3 PTR by Knack, Morgan
GOOD! 3 PTR by Clayton, Abby	03:59	27-36	V 9	
ASSIST by Hunt, Jessa	03:59			
REBOUND (DEF) by Hunt, Jessa	03:46			MISSED 3 PTR by Copney, Shy
MISSED JUMPER by Gilbert, Keiana	03:31			REBOUND (DEF) by Copney, Shy
REBOUND (DEF) by Hunt, Jessa	03:12			MISSED JUMPER by Lyon, Gabby
TURNOVR by Gilbert, Aryanna	02:47			
SUB IN : Beck, Morgan	02:47			SUB IN : Gregory, Keisha
SUB OUT: Hunt, Jessa	02:47			SUB IN : Smith, Shae
	02:47			SUB OUT: Reid, Enjelica
	02:47			SUB OUT: Knack, Morgan
	02:31			MISSED LAYUP by Lyon, Gabby
	02:31			REBOUND (OFF) by Lyon, Gabby
FOUL by Clayton, Abby (P2T3)	02:29			
	02:26			MISSED FT SHOT by Lyon, Gabby
	02:26			REBOUND (OFF) by (DEADBALL)
	02:26	27-37	V 10	GOOD! FT SHOT by Lyon, Gabby
MISSED LAYUP by Gilbert, Keiana	02:11			
REBOUND (OFF) by Gilbert, Keiana	02:11			
TIMEOUT TEAM	02:05			
FOUL by Gilbert, Aryanna (P3T4)	01:49			
TURNOVR by Gilbert, Aryanna	01:49			
BLOCK by Gilbert, Keiana	01:35			MISSED LAYUP by Copney, Shy
	01:35			REBOUND (OFF) by (TEAM)
	01:26	27-40	V 13	GOOD! 3 PTR by Copney, Shy
	00:54			SUB IN : Reid, Enjelica
	00:54			SUB IN : Knack, Morgan
	00:54			SUB OUT: Copney, Shy
	00:54			SUB OUT: Lyon, Gabby
GOOD! LAYUP by Williams, Emily [PNT]	00:46	29-40	V 11	
BLOCK by Gilbert, Keiana	00:00			MISSED 3 PTR by Tarter, Tianna
	00:00			REBOUND (OFF) by Tarter, Tianna

4th PERIOD Play-by-Play (Page 1)

HOME TEAM: Lawrence County	TIME	SCORE	MAR	VISITORS: Science Hill
SUB IN : Beck, Morgan	08:00			
SUB OUT: Hunt, Jessa	08:00			
FOUL by Gilbert, Keiana (P1T5)	07:46			
	07:37	29-42	V 13	GOOD! JUMPER by Reid, Enjelica
MISSED JUMPER by Gilbert, Aryanna	07:18			BLOCK by Lyon, Gabby
	07:16			REBOUND (DEF) by Lyon, Gabby
	06:56			TIMEOUT 30sec
SUB IN : Hunt, Jessa	06:56			
SUB OUT: Beck, Morgan	06:56			
	06:40			TURNOVR by Copney, Shy
GOOD! 3 PTR by Williams, Emily	06:22	32-42	V 10	
ASSIST by Gilbert, Keiana	06:22			
FOUL by Gilbert, Keiana (P2T6)	06:11			
	06:11			SUB IN : Smith, Shae
	06:11			SUB OUT: Knack, Morgan
	05:45			TURNOVR by Copney, Shy
	05:30			FOUL by Tarter, Tianna (P2T1)
	05:29			SUB IN : Gregory, Keisha
	05:29			SUB OUT: Reid, Enjelica
MISSED JUMPER by Williams, Emily	05:21			
REBOUND (OFF) by Hunt, Jessa	05:21			
	05:19			FOUL by Copney, Shy (P3T2)
GOOD! LAYUP by Clayton, Abby [PNT]	05:15	34-42	V 8	
	05:04	34-44	V 10	GOOD! LAYUP by Copney, Shy [PNT]
GOOD! LAYUP by Hunt, Jessa [PNT]	04:55	36-44	V 8	
GOOD! FT SHOT by Hunt, Jessa	04:55	37-44	V 7	FOUL by Gregory, Keisha (P1T3)
	04:31			TURNOVR by Copney, Shy
	04:31			TIMEOUT TEAM
	04:27			SUB IN : Reid, Enjelica
	04:27			SUB OUT: Smith, Shae
MISSED JUMPER by Gilbert, Aryanna	04:16			

REBOUND (OFF) by (TEAM)	04:16			
MISSED 3 PTR by Williams, Emily	04:12			REBOUND (DEF) by Copney, Shy
	04:00			TURNOVR by Reid, Enjelica
TURNOVR by Clayton, Abby	03:44			
	03:43			STEAL by Reid, Enjelica
	03:36			MISSED LAYUP by Tarter, Tianna
	03:36			REBOUND (OFF) by Lyon, Gabby
REBOUND (DEF) by Gilbert, Aryanna	03:33			MISSED JUMPER by Lyon, Gabby
GOOD! LAYUP by Hunt, Jessa [PNT]	03:25	39-44	V 5	
ASSIST by Williams, Emily	03:25			
FOUL by Clayton, Abby (P3T7)	03:16	39-45	V 6	GOOD! FT SHOT by Gregory, Keisha
	03:16			MISSED FT SHOT by Gregory, Keisha
	03:16			REBOUND (OFF) by Copney, Shy
	03:08			TIMEOUT TEAM
	02:55			TURNOVR by Lyon, Gabby
GOOD! JUMPER by Gilbert, Aryanna	02:38	41-45	V 4	
	02:13	41-47	V 6	GOOD! LAYUP by Lyon, Gabby [PNT]
	02:13			ASSIST by Tarter, Tianna
GOOD! 3 PTR by Williams, Emily	01:51	44-47	V 3	
ASSIST by Gilbert, Keiana	01:51			
	01:40			TURNOVR by Copney, Shy
TIMEOUT TEAM	01:40			
GOOD! LAYUP by Gilbert, Keiana [PNT]	01:27	46-47	V 1	
REBOUND (DEF) by Clayton, Abby	01:00			MISSED JUMPER by Tarter, Tianna
	00:58			FOUL by Copney, Shy (P4T4)
	00:50			FOUL by Reid, Enjelica (P2T5)
TIMEOUT TEAM	00:33			
TURNOVR by Gilbert, Keiana	00:23			
	00:22			STEAL by Copney, Shy
	00:21			TIMEOUT TEAM
FOUL by Clayton, Abby (P4T8)	00:16			MISSED FT SHOT by Tarter, Tianna
REBOUND (DEF) by Gilbert, Aryanna	00:16			
SUB IN : Beck, Morgan	00:16			
SUB OUT: Clayton, Abby	00:16			
MISSED LAYUP by Hunt, Jessa	00:00			REBOUND (DEF) by (TEAM)

Official Basketball Box Score -- 1st Half

Science Hill vs Lawrence County

03/08/12 11:30 AM at Murfreesboro, TN (Murphy Center)

VISITORS: Science Hill 37-0

			TOT-FG	3-PT		REBOUNDS									
##	Player Name		FG-FGA	FG-FGA	FT-FTA	OF	DE	TOT	PF	TP	A	TO	BLK	S	MIN
10	Tarter, Tianna.....	*	4-9	1-2	0-0	0	3	3	1	9	1	4	0	2	16
14	Reid, Enjelica.....	*	1-3	0-0	0-0	1	1	2	1	2	1	1	1	1	13
24	Knack, Morgan.....	*	0-0	0-0	0-0	0	2	2	0	0	2	0	0	0	9
44	Copney, Shy.....	*	3-6	1-1	1-3	3	2	5	2	8	0	3	1	1	12
52	Lyon, Gabby.....	*	1-2	0-0	0-0	2	3	5	2	2	0	0	1	0	12
22	Gregory, Keisha.....		1-7	0-3	0-0	0	1	1	0	2	1	0	0	0	10
30	Smith, Shae.....		2-2	0-0	0-0	2	3	5	0	4	1	0	0	1	8
	TEAM.....											1			
	Totals.....		12-29	2-6	1-3	8	15	23	6	27	6	9	3	5	80

TOTAL FG% 1st Half: 12-29 41.4%

3-Pt. FG% 1st Half: 2-6 33.3%

F Throw % 1st Half: 1-3 33.3%

HOME TEAM: Lawrence County 26-8

			TOT-FG	3-PT		REBOUNDS									
##	Player Name		FG-FGA	FG-FGA	FT-FTA	OF	DE	TOT	PF	TP	A	TO	BLK	S	MIN
13	Williams, Emily.....	*	2-5	0-2	0-0	0	3	3	0	4	0	1	0	0	16
20	Gilbert, Keiana.....	*	2-8	0-0	0-0	0	1	1	0	4	2	2	0	1	16
23	Clayton, Abby.....	*	1-3	0-0	2-2	0	0	0	1	4	0	1	0	0	16
30	Hunt, Jessa.....	*	1-4	0-0	0-0	4	4	8	2	2	1	1	0	1	9
35	Gilbert, Aryanna....	*	2-7	0-0	3-4	0	1	1	1	7	0	1	0	0	16

12 Beck, Morgan.....	0-0	0-0	0-0	0	1	1	0	0	0	0	0	1	7
TEAM.....				1	1	2							
Totals.....	8-27	0-2	5-6	5	11	16	4	21	3	6	0	3	80

TOTAL FG% 1st Half: 8-27 29.6%

3-Pt. FG% 1st Half: 0-2 0.0%

F Throw % 1st Half: 5-6 83.3%

Officials: Andrew Maston, Chuck Arnold, Shonta Burton

Technical fouls: Science Hill-None. Lawrence County-None.

Attendance:

Score by Periods	1st	2nd
Science Hill.....	15	12
Lawrence County.....	16	5

Official Basketball Box Score -- 2nd Half

Science Hill vs Lawrence County

03/08/12 11:30 AM at Murfreesboro, TN (Murphy Center)

VISITORS: Science Hill 37-0

			TOT-FG	3-PT		REBOUNDS									
##	Player Name		FG-FGA	FG-FGA	FT-FTA	OF	DE	TOT	PF	TP	A	TO	BLK	S	MIN
10	Tarter, Tianna.....	*	0-3	0-1	0-1	1	1	2	1	0	2	0	0	0	16
14	Reid, Enjelica.....	*	2-2	0-0	0-0	0	0	0	1	4	0	1	0	1	13
24	Knack, Morgan.....	*	1-2	0-1	0-0	0	1	1	0	2	0	0	0	0	8
44	Copney, Shy.....	*	3-6	2-4	0-0	1	3	4	2	8	1	4	0	1	15
52	Lyon, Gabby.....	*	2-5	0-0	1-2	2	2	4	0	5	0	1	3	0	15
22	Gregory, Keisha.....		0-0	0-0	1-2	0	0	0	1	1	0	0	0	0	8
30	Smith, Shae.....		0-0	0-0	0-0	0	0	0	0	0	0	0	0	0	5
	TEAM.....					1	1	2							
	Totals.....		8-18	2-6	2-5	5	8	13	5	20	3	6	3	2	80

TOTAL FG% 1st Half: 12-29 41.4% 2nd Half: 8-18 44.4% Game: 42.6%

3-Pt. FG% 1st Half: 2-6 33.3% 2nd Half: 2-6 33.3% Game: 33.3%

F Throw % 1st Half: 1-3 33.3% 2nd Half: 2-5 40.0% Game: 37.5%

HOME TEAM: Lawrence County 26-8

			TOT-FG	3-PT		REBOUNDS									
##	Player Name		FG-FGA	FG-FGA	FT-FTA	OF	DE	TOT	PF	TP	A	TO	BLK	S	MIN
13	Williams, Emily.....	*	4-7	3-4	0-0	2	0	2	0	11	1	1	0	0	16
20	Gilbert, Keiana.....	*	1-5	0-0	0-0	1	0	1	2	2	2	1	2	0	16
23	Clayton, Abby.....	*	2-3	1-2	0-0	0	1	1	3	5	0	1	0	0	16
30	Hunt, Jessa.....	*	2-5	0-1	1-1	2	2	4	1	5	2	0	0	0	12
35	Gilbert, Aryanna....	*	1-4	0-0	0-0	0	4	4	2	2	0	2	0	0	16

12 Beck, Morgan.....	0-0	0-0	0-0	0	0	0	0	0	0	0	0	0	0	4
TEAM.....				1		1								
Totals.....	10-24	4-7	1-1	6	7	13	8	25	5	5	2	0	80	

TOTAL FG% 1st Half: 8-27 29.6% 2nd Half: 10-24 41.7% Game: 35.3%

3-Pt. FG% 1st Half: 0-2 0.0% 2nd Half: 4-7 57.1% Game: 44.4%

F Throw % 1st Half: 5-6 83.3% 2nd Half: 1-1 100 % Game: 85.7%

Officials: Andrew Maston, Chuck Arnold, Shonta Burton

Technical fouls: Science Hill-None. Lawrence County-None.

Attendance:

Score by Periods	1st	2nd	3rd	4th
Science Hill.....	15	12	13	7
Lawrence County.....	16	5	8	17

2002 Class AAA State Girls' Basketball Tournament

March 6 - March 9, 2002 · Middle Tennessee State University - Murfreesboro

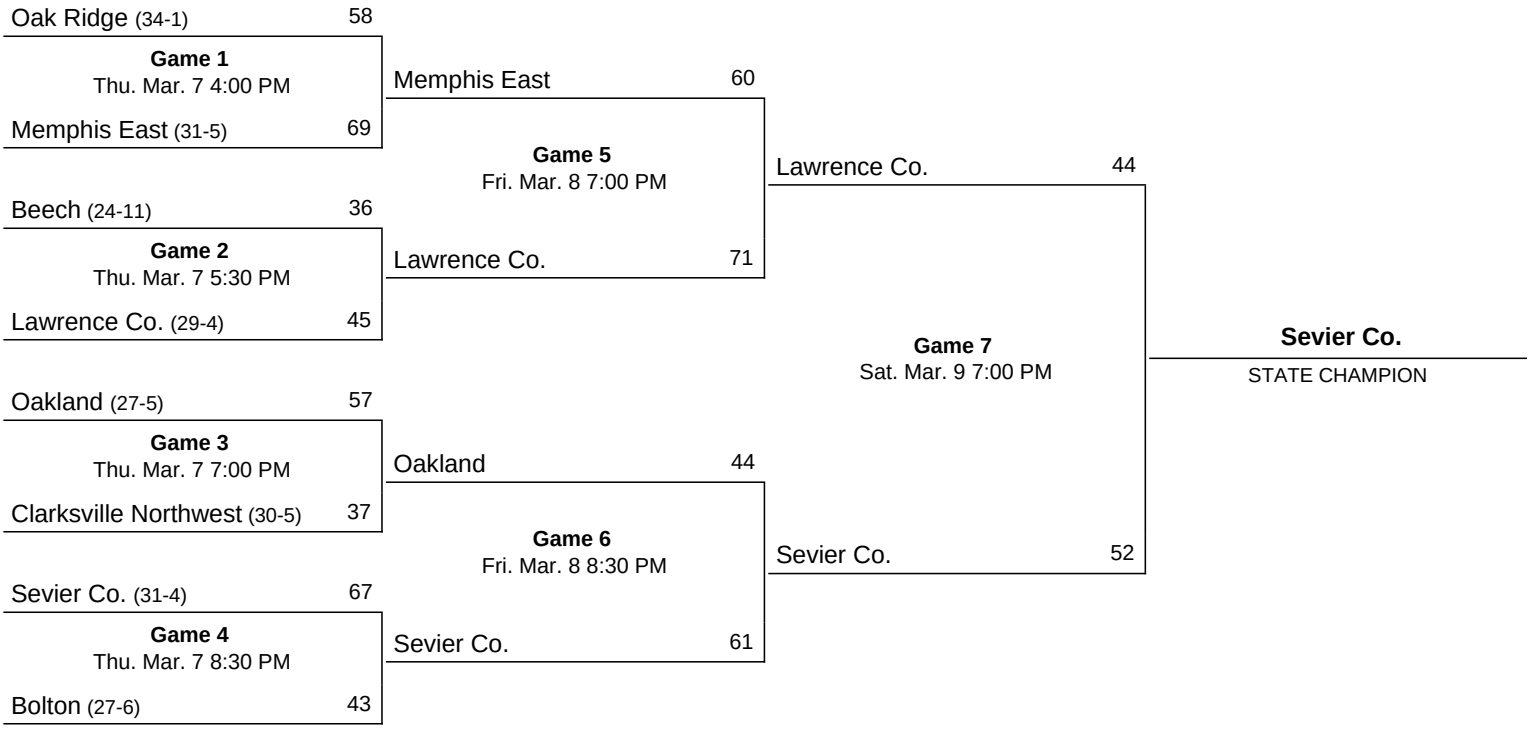

Official Basketball Box Score -- GAME TOTALS -- FINAL STATISTICS
Lawrence County Lady Cats vs Beech Lady Bucs
03-07-02 5:50 pm at Murfreesboro, TN

VISITORS: Lawrence County Lady Cats 30-4

		TOT-FG	3-PT		REBOUNDS									
##	Player Name	FG-FGA	FG-FGA	FT-FTA	OF	DE	TOT	PF	TP	A	TO	BLK	S	MIN
10	BRACKIN, Arleigh.... *	2-5	1-3	5-6	1	3	4	3	10	2	2	0	2	29
21	HUGHES, Kaley..... *	0-2	0-2	0-0	0	0	0	1	0	0	0	0	1	12
32	SPANN, Kristen..... *	1-5	0-1	0-0	1	2	3	4	2	0	3	1	0	17
33	HELTON, Ashley..... *	3-6	1-3	3-4	1	1	2	3	10	0	1	0	1	16
41	BERRY, Mary Beth.... *	3-9	0-0	6-8	3	5	8	2	12	2	1	0	1	28
12	HOLT, Katie.....	0-0	0-0	1-2	1	0	1	0	1	0	0	0	0	4
13	WOODS, Catie.....	1-3	0-1	0-0	0	0	0	1	2	0	1	0	0	9
22	STONE, Rachael.....	2-6	0-1	2-2	1	1	2	1	6	0	1	0	3	17
24	PERKINS, Shadonda...	1-6	0-0	0-0	6	2	8	2	2	1	0	0	2	24
34	POPE, Cari.....	0-0	0-0	0-0	0	0	0	0	0	0	0	0	0	0+
35	HESTER, Jennifer....	0-0	0-0	0-0	0	0	0	1	0	0	0	0	0	2
42	EVANS, Emily.....	0-1	0-1	0-0	0	0	0	1	0	0	0	0	0	2
	TEAM.....				1	1	2							
	Totals.....	13-43	2-12	17-22	15	15	30	19	45	5	9	1	10	160

TOTAL FG% 1st Half:	6-22	27.3%	2nd Half:	7-21	33.3%	Game:	30.2%	DEADB
3-Pt. FG% 1st Half:	0-7	0.0%	2nd Half:	2-5	40.0%	Game:	16.7%	REBS
F Throw % 1st Half:	1-4	25.0%	2nd Half:	16-18	88.9%	Game:	77.3%	3

HOME TEAM: Beech Lady Bucs 24-12

		TOT-FG	3-PT		REBOUNDS									
##	Player Name	FG-FGA	FG-FGA	FT-FTA	OF	DE	TOT	PF	TP	A	TO	BLK	S	MIN
11	EVANS, Sarah..... *	3-5	1-1	0-0	3	1	4	3	7	1	2	0	1	30
15	SKIPPER, LOrene..... *	3-5	0-1	1-6	3	0	3	5	7	1	2	0	0	16
25	SMITH, Allie..... *	2-6	0-0	2-2	4	2	6	2	6	2	1	0	0	27
30	CARRIGAN, Dana..... *	4-12	2-7	1-2	0	5	5	1	11	1	3	1	2	31
35	MADDOX, Kari..... *	0-5	0-2	0-0	3	5	8	5	0	1	6	0	0	18
14	HUNTER, Brittany....	0-0	0-0	0-0	0	2	2	1	0	0	0	0	0	6
33	WARREN, Amber.....	1-2	0-0	0-1	0	0	0	0	2	0	1	0	0	7
34	SHELTON, Katie.....	0-3	0-1	3-5	1	1	2	2	3	0	1	0	0	24
50	OTA, Tomoko.....	0-0	0-0	0-0	0	0	0	1	0	0	0	0	0	1
	TEAM.....				1	1	2				1			
	Totals.....	13-38	3-12	7-16	15	17	32	20	36	6	17	1	3	160

TOTAL FG% 1st Half:	8-24	33.3%	2nd Half:	5-14	35.7%	Game:	34.2%	DEADB
3-Pt. FG% 1st Half:	3-10	30.0%	2nd Half:	0-2	0.0%	Game:	25.0%	REBS
F Throw % 1st Half:	2-7	28.6%	2nd Half:	5-9	55.6%	Game:	43.8%	4

Officials:
Technical fouls: Lawrence County Lady Cats-None. Beech Lady Bucs-None.
Attendance:

Score by Periods	1st	2nd	3rd	4th		Total
Lawrence County Lady Cats.....	7	6	13	19	-	45
Beech Lady Bucs.....	14	7	7	8	-	36

Play-By-Play
Lawrence County Lady Cats vs Beech Lady Bucs
03-07-02 5:50 pm at Murfreesboro, TN
1st PERIOD Play-by-Play (Page 1)

HOME TEAM: Beech Lady Bucs	TIME	SCORE	MAR	VISITORS: Lawrence County Lady
	07:43			FOUL by SPANN, Kristen
	07:43			TURNOVR by SPANN, Kristen
GOOD! 3 PTR by CARRIGAN, Dana	07:32	3-0	H 3	
ASSIST by SKIPPER, LOrene	07:32			
	07:00			MISSED 3 PTR by SPANN, Kristen
REBOUND (DEF) by CARRIGAN, Dana	07:00			
	06:52			FOUL by HELTON, Ashley
	06:52			FOUL by BERRY, Mary Beth
MISSED 3 PTR by SKIPPER, LOrene	06:35			
REBOUND (OFF) by SMITH, Allie	06:35			
MISSED 3 PTR by CARRIGAN, Dana	06:29			
REBOUND (OFF) by SMITH, Allie	06:29			
GOOD! 3 PTR by EVANS, Sarah	06:25	6-0	H 6	
ASSIST by SMITH, Allie	06:25			
	05:55	6-2	H 4	GOOD! JUMPER by SPANN, Kristen
	05:55			ASSIST by BRACKIN, Arleigh
TURNOVR by MADDOX, Kari	05:45			
	05:31			MISSED 3 PTR by HUGHES, Kaley
REBOUND (DEF) by CARRIGAN, Dana	05:31			
MISSED JUMPER by MADDOX, Kari	05:18			
REBOUND (OFF) by SMITH, Allie	05:18			
TURNOVR by EVANS, Sarah	05:10			
	05:10			STEAL by STONE, Rachael
	04:50			MISSED 3 PTR by HUGHES, Kaley
REBOUND (DEF) by (TEAM)	04:50			
GOOD! JUMPER by EVANS, Sarah	04:38	8-2	H 6	
ASSIST by SMITH, Allie	04:38			
	04:22	8-4	H 4	GOOD! JUMPER by BERRY, Mary Beth
TURNOVR by SMITH, Allie	04:08			
	04:07			STEAL by BRACKIN, Arleigh
	04:03			MISSED JUMPER by STONE, Rachael
REBOUND (DEF) by MADDOX, Kari	04:03			
	03:56			FOUL by SPANN, Kristen
MISSED FT SHOT by SKIPPER, LOrene	03:56			
REBOUND (OFF) by (DEADBALL)	03:56			
MISSED FT SHOT by SKIPPER, LOrene	03:56			
REBOUND (OFF) by SHELTON, Katie	03:56			
TURNOVR by CARRIGAN, Dana	03:42			
	03:41			STEAL by STONE, Rachael
	03:37			TURNOVR by STONE, Rachael
MISSED JUMPER by SKIPPER, LOrene	03:21			
REBOUND (OFF) by EVANS, Sarah	03:21			
MISSED JUMPER by SHELTON, Katie	03:17			
REBOUND (OFF) by SKIPPER, LOrene	03:17			
	03:16			FOUL by WOODS, Catie
MISSED JUMPER by SMITH, Allie	03:01			
	03:01			REBOUND (DEF) by BRACKIN, Arleigh
	02:51			MISSED 3 PTR by WOODS, Catie
	02:51			REBOUND (OFF) by HOLT, Katie
FOUL by SKIPPER, LOrene	02:47			
FOUL by MADDOX, Kari	02:30			
	02:30	8-5	H 3	GOOD! FT SHOT by HOLT, Katie
	02:30			MISSED FT SHOT by HOLT, Katie
REBOUND (DEF) by SHELTON, Katie	02:30			
MISSED 3 PTR by MADDOX, Kari	02:15			
	02:15			REBOUND (DEF) by (TEAM)

1st PERIOD Play-by-Play (Page 2)

HOME TEAM: Beech Lady Bucs	TIME	SCORE	MAR	VISITORS: Lawrence County Lady
	01:56	8-7	H 1	GOOD! JUMPER by WOODS, Catie

	01:56			ASSIST by BERRY, Mary Beth
GOOD! JUMPER by CARRIGAN, Dana	01:39	10-7	H 3	
	01:22			TURNOVR by BERRY, Mary Beth
STEAL by CARRIGAN, Dana	01:20			
GOOD! JUMPER by SKIPPER, LOrene	01:18	12-7	H 5	
ASSIST by CARRIGAN, Dana	01:18			
	01:01			MISSED JUMPER by BERRY, Mary Beth
REBOUND (DEF) by CARRIGAN, Dana	01:01			
MISSED JUMPER by CARRIGAN, Dana	00:42			
REBOUND (OFF) by EVANS, Sarah	00:42			
MISSED 3 PTR by SHELTON, Katie	00:38			
REBOUND (OFF) by MADDOX, Kari	00:38			
TURNOVR by (TEAM)	00:36			
	00:29			MISSED JUMPER by WOODS, Catie
BLOCK by CARRIGAN, Dana	00:29			
REBOUND (DEF) by MADDOX, Kari	00:27			
GOOD! JUMPER by SKIPPER, LOrene	00:21	14-7	H 7	
ASSIST by EVANS, Sarah	00:21			
	00:08			MISSED 3 PTR by BRACKIN, Arleigh
	00:08			REBOUND (OFF) by PERKINS, Shadonda

Beech Lady Bucs 14, Lawrence County Lady Cats 7

2nd PERIOD Play-by-Play (Page 1)

HOME TEAM: Beech Lady Bucs	TIME	SCORE	MAR	VISITORS: Lawrence County Lady
MISSED 3 PTR by CARRIGAN, Dana	07:50			
REBOUND (OFF) by MADDOX, Kari	07:50			
MISSED 3 PTR by MADDOX, Kari	07:45			
REBOUND (OFF) by MADDOX, Kari	07:45			
MISSED JUMPER by MADDOX, Kari	07:41			
	07:41			REBOUND (DEF) by BRACKIN, Arleigh
	07:23	14-9	H 5	GOOD! JUMPER by STONE, Rachael
MISSED JUMPER by MADDOX, Kari	07:09			
	07:09			REBOUND (DEF) by SPANN, Kristen
FOUL by MADDOX, Kari	06:53			
	06:53			MISSED FT SHOT by BERRY, Mary Beth
	06:53			REBOUND (OFF) by (DEADBALL)
	06:53			MISSED FT SHOT by BERRY, Mary Beth
REBOUND (DEF) by MADDOX, Kari	06:53			
TURNOVR by MADDOX, Kari	06:38			
	06:11			MISSED JUMPER by PERKINS, Shadonda
REBOUND (DEF) by MADDOX, Kari	06:11			
GOOD! JUMPER by SMITH, Allie	05:51	16-9	H 7	
ASSIST by MADDOX, Kari	05:51			
	05:32			MISSED JUMPER by SPANN, Kristen
	05:32			REBOUND (OFF) by PERKINS, Shadonda
	05:26	16-11	H 5	GOOD! JUMPER by PERKINS, Shadonda
TURNOVR by MADDOX, Kari	05:12			
	05:10			STEAL by PERKINS, Shadonda
	04:52			MISSED JUMPER by SPANN, Kristen
REBOUND (DEF) by CARRIGAN, Dana	04:52			
GOOD! 3 PTR by CARRIGAN, Dana	04:26	19-11	H 8	
	04:05			MISSED JUMPER by PERKINS, Shadonda
REBOUND (DEF) by HUNTER, Brittany	04:05			
	03:30			FOUL by STONE, Rachael
MISSED FT SHOT by SHELTON, Katie	03:30			
	03:30			REBOUND (DEF) by BERRY, Mary Beth
	03:15	19-13	H 6	GOOD! JUMPER by HELTON, Ashley
MISSED JUMPER by SMITH, Allie	02:57			
REBOUND (OFF) by SKIPPER, LOrene	02:57			
FOUL by SKIPPER, LOrene	02:41			
TURNOVR by SKIPPER, LOrene	02:37			
	02:36			MISSED JUMPER by PERKINS, Shadonda
REBOUND (DEF) by EVANS, Sarah	02:36			
	02:03			FOUL by EVANS, Emily
GOOD! FT SHOT by SKIPPER, LOrene	01:52	20-13	H 7	

MISSED FT SHOT by SKIPPER, LOrene	01:47			
	01:47			REBOUND (DEF) by BERRY, Mary Beth
	01:36			MISSED 3 PTR by EVANS, Emily
REBOUND (DEF) by CARRIGAN, Dana	01:36			
MISSED JUMPER by CARRIGAN, Dana	01:25			
REBOUND (OFF) by SKIPPER, LOrene	01:25			
	00:56			FOUL by HELTON, Ashley
MISSED FT SHOT by CARRIGAN, Dana	00:56			
REBOUND (OFF) by (DEADBALL)	00:56			
GOOD! FT SHOT by CARRIGAN, Dana	00:56	21-13	H 8	
	00:39			MISSED JUMPER by BERRY, Mary Beth
REBOUND (DEF) by SMITH, Allie	00:39			
MISSED 3 PTR by CARRIGAN, Dana	00:29			
	00:29			REBOUND (DEF) by BERRY, Mary Beth
FOUL by SKIPPER, LOrene	00:25			

2nd PERIOD Play-by-Play (Page 2)

HOME TEAM: Beech Lady Bucs	TIME	SCORE	MAR	VISITORS: Lawrence County Lady
	00:03			MISSED 3 PTR by BRACKIN, Arleigh
REBOUND (DEF) by SMITH, Allie	00:03			

Beech Lady Bucs 21, Lawrence County Lady Cats 13

3rd PERIOD Play-by-Play (Page 1)

HOME TEAM: Beech Lady Bucs	TIME	SCORE	MAR	VISITORS: Lawrence County Lady
	07:52			TURNOVR by BRACKIN, Arleigh
TURNOVR by MADDOX, Kari	07:43			
	07:42			STEAL by HUGHES, Kaley
FOUL by SKIPPER, LOrene	07:42			
	07:27			TURNOVR by BRACKIN, Arleigh
STEAL by CARRIGAN, Dana	07:26			
MISSED JUMPER by SMITH, Allie	07:11			
	07:11			REBOUND (DEF) by HELTON, Ashley
	06:44			MISSED JUMPER by BRACKIN, Arleigh
REBOUND (DEF) by MADDOX, Kari	06:44			
MISSED JUMPER by EVANS, Sarah	06:36			
	06:36			BLOCK by SPANN, Kristen
REBOUND (OFF) by (TEAM)	06:34			
TURNOVR by MADDOX, Kari	06:29			
FOUL by EVANS, Sarah	06:20			
	06:11			FOUL by SPANN, Kristen
	06:11			TURNOVR by SPANN, Kristen
GOOD! JUMPER by SMITH, Allie	05:56	23-13	H 10	
	05:40	23-16	H 7	GOOD! 3 PTR by HELTON, Ashley
	05:40			ASSIST by BRACKIN, Arleigh
TURNOVR by SHELTON, Katie	05:26			
	05:25			STEAL by HELTON, Ashley
	05:08			MISSED JUMPER by SPANN, Kristen
	05:08			REBOUND (OFF) by (TEAM)
	05:07			MISSED JUMPER by HELTON, Ashley
	05:07			REBOUND (OFF) by HELTON, Ashley
FOUL by EVANS, Sarah	05:04			
	05:03			MISSED FT SHOT by HELTON, Ashley
	05:03			REBOUND (OFF) by (DEADBALL)
	05:03	23-17	H 6	GOOD! FT SHOT by HELTON, Ashley
	04:59			FOUL by SPANN, Kristen
MISSED 3 PTR by CARRIGAN, Dana	04:27			
REBOUND (OFF) by SMITH, Allie	04:27			
MISSED JUMPER by SMITH, Allie	04:24			
	04:24			REBOUND (DEF) by BRACKIN, Arleigh
FOUL by MADDOX, Kari	04:23			
	04:13			TURNOVR by WOODS, Catie
	04:13			FOUL by PERKINS, Shadonda
MISSED FT SHOT by SHELTON, Katie	04:06			
REBOUND (OFF) by (DEADBALL)	04:06			
GOOD! FT SHOT by SHELTON, Katie	04:06	24-17	H 7	

	03:53	24-19	H 5	GOOD! JUMPER by HELTON, Ashley
TURNOVR by EVANS, Sarah	03:20			
TIMEOUT 30sec	03:20			
	03:05			MISSED 3 PTR by HELTON, Ashley
	03:05			REBOUND (OFF) by BERRY, Mary Beth
	02:59			MISSED JUMPER by BERRY, Mary Beth
	02:59			REBOUND (OFF) by BERRY, Mary Beth
FOUL by MADDOX, Kari	02:57			
	02:57	24-21	H 3	GOOD! JUMPER by BRACKIN, Arleigh
	02:52			FOUL by HESTER, Jennifer
MISSED JUMPER by SHELTON, Katie	02:31			
	02:31			REBOUND (DEF) by STONE, Rachael
	02:12	24-23	H 1	GOOD! JUMPER by STONE, Rachael
GOOD! JUMPER by EVANS, Sarah	01:50	26-23	H 3	
	01:41			FOUL by HELTON, Ashley

3rd PERIOD Play-by-Play (Page 2)

HOME TEAM: Beech Lady Bucs	TIME	SCORE	MAR	VISITORS: Lawrence County Lady
	01:41			TURNOVR by HELTON, Ashley
	01:31			FOUL by PERKINS, Shadonda
TURNOVR by CARRIGAN, Dana	01:20			
	01:18			STEAL by BERRY, Mary Beth
	01:13	26-26	T 1	GOOD! 3 PTR by BRACKIN, Arleigh
	01:13			ASSIST by BERRY, Mary Beth
GOOD! JUMPER by WARREN, Amber	00:36	28-26	H 2	
	00:36			FOUL by BERRY, Mary Beth
MISSED FT SHOT by WARREN, Amber	00:36			
	00:36			REBOUND (DEF) by PERKINS, Shadonda
	00:06			MISSED 3 PTR by STONE, Rachael
	00:06			REBOUND (OFF) by STONE, Rachael
	00:03			MISSED JUMPER by STONE, Rachael
	00:03			REBOUND (OFF) by BRACKIN, Arleigh

Beech Lady Bucs 28, Lawrence County Lady Cats 26

4th PERIOD Play-by-Play (Page 1)

HOME TEAM: Beech Lady Bucs	TIME	SCORE	MAR	VISITORS: Lawrence County Lady
TURNOVR by CARRIGAN, Dana	07:51			
	07:50			STEAL by STONE, Rachael
	07:37			MISSED 3 PTR by HELTON, Ashley
	07:37			REBOUND (OFF) by PERKINS, Shadonda
	07:32			MISSED JUMPER by PERKINS, Shadonda
	07:32			REBOUND (OFF) by PERKINS, Shadonda
	07:13			MISSED JUMPER by BERRY, Mary Beth
	07:13			REBOUND (OFF) by PERKINS, Shadonda
	07:09			MISSED JUMPER by PERKINS, Shadonda
	07:09			REBOUND (OFF) by PERKINS, Shadonda
FOUL by HUNTER, Brittany	07:05			
FOUL by OTA, Tomoko	06:59			
	06:59	28-27	H 1	GOOD! FT SHOT by HELTON, Ashley
	06:59	28-28	T 2	GOOD! FT SHOT by HELTON, Ashley
MISSED JUMPER by EVANS, Sarah	06:42			
	06:42			REBOUND (DEF) by PERKINS, Shadonda
	06:23			MISSED JUMPER by BERRY, Mary Beth
REBOUND (DEF) by HUNTER, Brittany	06:23			
MISSED JUMPER by WARREN, Amber	06:09			
REBOUND (OFF) by EVANS, Sarah	06:09			
	06:05			FOUL by HUGHES, Kaley
GOOD! FT SHOT by SMITH, Allie	06:05	29-28	H 1	
GOOD! FT SHOT by SMITH, Allie	06:05	30-28	H 2	
FOUL by SHELTON, Katie	05:55			
	05:55	30-29	H 1	GOOD! FT SHOT by BERRY, Mary Beth
	05:55	30-30	T 3	GOOD! FT SHOT by BERRY, Mary Beth
	05:20			FOUL by BRACKIN, Arleigh
GOOD! FT SHOT by SHELTON, Katie	05:20	31-30	H 1	

	05:20			FOUL by BRACKIN, Arleigh
GOOD! FT SHOT by SHELTON, Katie	05:20	32-30	H 2	
	05:04			MISSED JUMPER by STONE, Rachael
	05:04			REBOUND (OFF) by BERRY, Mary Beth
	05:00	32-32	T 4	GOOD! JUMPER by BERRY, Mary Beth
TURNOVR by WARREN, Amber	04:37			
	04:35			STEAL by PERKINS, Shadonda
FOUL by SHELTON, Katie	04:22			
	04:22	32-33	V 1	GOOD! FT SHOT by BERRY, Mary Beth
	04:22	32-34	V 2	GOOD! FT SHOT by BERRY, Mary Beth
	04:22			TIMEOUT 30sec
FOUL by MADDOX, Kari	03:35			
TURNOVR by MADDOX, Kari	03:35			
	03:20	32-36	V 4	GOOD! JUMPER by BERRY, Mary Beth
	03:20			ASSIST by PERKINS, Shadonda
MISSED JUMPER by CARRIGAN, Dana	02:46			
	02:46			REBOUND (DEF) by SPANN, Kristen
	02:33			MISSED JUMPER by BERRY, Mary Beth
	02:33			REBOUND (OFF) by SPANN, Kristen
	02:29			TURNOVR by SPANN, Kristen
STEAL by EVANS, Sarah	02:28			
TIMEOUT TEAM	02:13			
GOOD! JUMPER by SKIPPER, LOrene	01:49	34-36	V 2	
TIMEOUT 30sec	01:43			
FOUL by SMITH, Allie	01:21			
	01:21			MISSED FT SHOT by BRACKIN, Arleigh
	01:21			REBOUND (OFF) by (DEADBALL)
	01:21	34-37	V 3	GOOD! FT SHOT by BRACKIN, Arleigh

HOME TEAM: Beech Lady Bucs	TIME	SCORE	MAR	VISITORS: Lawrence County Lady
TURNOVR by SKIPPER, LOrene	01:03			
	01:02			STEAL by BRACKIN, Arleigh
FOUL by CARRIGAN, Dana	01:00			
	01:00	34-38	V 4	GOOD! FT SHOT by BRACKIN, Arleigh
	01:00	34-39	V 5	GOOD! FT SHOT by BRACKIN, Arleigh
	01:00			TIMEOUT TEAM
	00:47			FOUL by BRACKIN, Arleigh
	00:47			TIMEOUT 30sec
MISSED FT SHOT by SKIPPER, LOrene	00:47			
REBOUND (OFF) by (DEADBALL)	00:47			
MISSED FT SHOT by SKIPPER, LOrene	00:47			
	00:47			REBOUND (DEF) by BERRY, Mary Beth
FOUL by EVANS, Sarah	00:39			
	00:39	34-40	V 6	GOOD! FT SHOT by STONE, Rachael
	00:39	34-41	V 7	GOOD! FT SHOT by STONE, Rachael
GOOD! JUMPER by CARRIGAN, Dana	00:24	36-41	V 5	
TIMEOUT TEAM	00:20			
FOUL by SMITH, Allie	00:18			
	00:18	36-42	V 6	GOOD! FT SHOT by BRACKIN, Arleigh
	00:18	36-43	V 7	GOOD! FT SHOT by BRACKIN, Arleigh
MISSED 3 PTR by CARRIGAN, Dana	00:09			
	00:09			REBOUND (DEF) by BERRY, Mary Beth
FOUL by SKIPPER, LOrene	00:05			
	00:05	36-44	V 8	GOOD! FT SHOT by BERRY, Mary Beth
	00:05	36-45	V 9	GOOD! FT SHOT by BERRY, Mary Beth

Lawrence County Lady Cats 45, Beech Lady Bucs 36

Official Basketball Box Score -- GAME TOTALS -- FINAL STATISTICS
Lawrence County Lady Cats vs Memphis East Lady Mustangs
03/08/02 7:00 P.M. at Murfreesboro, Tennessee

VISITORS: Lawrence County Lady Cats 31-4

		TOT-FG	3-PT		REBOUNDS									
##	Player Name	FG-FGA	FG-FGA	FT-FTA	OF	DE	TOT	PF	TP	A	TO	BLK	S	MIN
10	BRACKIN, Arleigh.... *	2-12	2-12	5-7	1	2	3	3	11	6	3	0	1	32
21	HUGHES, Kaley..... *	1-3	1-2	0-0	0	0	0	2	3	0	0	1	0	14
32	SPANN, Kristen..... *	1-3	1-3	0-0	0	1	1	1	3	1	0	0	0	17
33	HELTON, Ashley..... *	4-5	4-5	5-6	2	2	4	3	17	2	2	0	1	29
41	BERRY, Mary Beth.... *	5-9	0-0	12-13	3	3	6	0	22	2	1	3	0	32
13	WOODS, Catie.....	0-0	0-0	0-0	0	0	0	0	0	0	1	0	0	1
22	STONE, Rachael.....	0-1	0-0	2-4	4	5	9	0	2	1	1	0	0	15
24	PERKINS, Shadonda...	5-8	0-1	3-5	2	4	6	2	13	2	0	0	0	20
35	HESTER, Jennifer....	0-0	0-0	0-0	0	0	0	0	0	0	0	0	0	0+
42	EVANS, Emily.....	0-0	0-0	0-0	0	0	0	0	0	0	0	0	0	0+
	TEAM.....					2	2							
	Totals.....	18-41	8-23	27-35	12	19	31	11	71	14	8	4	2	160

TOTAL FG% 1st Half:	9-22	40.9%	2nd Half:	9-19	47.4%	Game:	43.9%	DEADB
3-Pt. FG% 1st Half:	6-16	37.5%	2nd Half:	2-7	28.6%	Game:	34.8%	REBS
F Throw % 1st Half:	5-6	83.3%	2nd Half:	22-29	75.9%	Game:	77.1%	3

HOME TEAM: Memphis East Lady Mustangs 32-6

		TOT-FG	3-PT		REBOUNDS									
##	Player Name	FG-FGA	FG-FGA	FT-FTA	OF	DE	TOT	PF	TP	A	TO	BLK	S	MIN
03	SIMS, Tamera..... *	6-15	0-0	3-3	1	1	2	3	15	6	4	0	0	32
14	CLEAVES, Jarryn..... *	7-16	4-5	0-0	0	0	0	3	18	4	0	0	0	26
32	ROBINSON, Keva..... *	7-10	1-1	0-0	0	5	5	1	15	0	0	0	0	32
50	WOODARD, Whitney.... *	4-8	0-0	0-0	2	3	5	5	8	1	1	2	1	27
55	ALSTON, Arean..... *	1-4	0-0	0-0	6	3	9	5	2	0	0	0	0	17
10	LEWIS, Mallory.....	1-2	0-1	0-0	0	0	0	2	2	1	1	0	0	9
20	BRADY, Kimberly.....	0-0	0-0	0-0	2	0	2	3	0	0	0	0	1	9
22	JACKSON, Lakeisha...	0-1	0-1	0-0	0	0	0	1	0	0	0	0	0	2
30	ROBINSON, Mary.....	0-0	0-0	0-0	0	1	1	1	0	0	0	0	0	1
35	WALLS, Cherelle.....	0-0	0-0	0-0	0	0	0	2	0	0	0	0	0	5
	TEAM.....					3	3							
	Totals.....	26-56	5-8	3-3	11	16	27	26	60	12	6	2	2	160

TOTAL FG% 1st Half:	16-27	59.3%	2nd Half:	10-29	34.5%	Game:	46.4%	DEADB
3-Pt. FG% 1st Half:	2-3	66.7%	2nd Half:	3-5	60.0%	Game:	62.5%	REBS
F Throw % 1st Half:	3-3	100 %	2nd Half:	0-0	0.0%	Game:	100 %	0

Officials:
Technical fouls: Lawrence County Lady Cats-None. Memphis East Lady Mustangs-None.
Attendance:

Score by Periods	1st	2nd	3rd	4th		Total
Lawrence County Lady Cats.....	18	11	19	23	-	71
Memphis East Lady Mustangs....	22	15	8	15	-	60

Play-By-Play
Lawrence County Lady Cats vs Memphis East Lady Mustangs
03/08/02 7:00 P.M. at Murfreesboro, Tennessee

1st PERIOD Play-by-Play (Page 1)

HOME TEAM: Memphis East Lady Mu	TIME	SCORE	MAR	VISITORS: Lawrence County Lady
	07:48			MISSED 3 PTR by BRACKIN, Arleigh
	07:48			REBOUND (OFF) by HELTON, Ashley
	07:38	0-3	V 3	GOOD! 3 PTR by HELTON, Ashley
	07:38			ASSIST by BRACKIN, Arleigh
GOOD! JUMPER by ROBINSON, Keva	07:26	2-3	V 1	
ASSIST by CLEAVES, Jarryn	07:26			
	07:09	2-6	V 4	GOOD! 3 PTR by SPANN, Kristen
	07:09			ASSIST by BRACKIN, Arleigh
MISSED JUMPER by CLEAVES, Jarryn	07:01			
REBOUND (OFF) by ALSTON, Arean	07:01			
MISSED JUMPER by SIMS, Tamera	06:55			
REBOUND (OFF) by ALSTON, Arean	06:55			
GOOD! JUMPER by ALSTON, Arean	06:52	4-6	V 2	
	06:32			MISSED 3 PTR by BRACKIN, Arleigh
REBOUND (DEF) by ROBINSON, Keva	06:32			
GOOD! JUMPER by WOODARD, Whitney	06:20	6-6	T 1	
ASSIST by SIMS, Tamera	06:20			
	05:57	6-9	V 3	GOOD! 3 PTR by HUGHES, Kaley
	05:57			ASSIST by BRACKIN, Arleigh
GOOD! JUMPER by WOODARD, Whitney	05:43	8-9	V 1	
ASSIST by SIMS, Tamera	05:43			
	05:14			MISSED 3 PTR by BRACKIN, Arleigh
REBOUND (DEF) by SIMS, Tamera	05:14			
GOOD! 3 PTR by CLEAVES, Jarryn	05:02	11-9	H 2	
ASSIST by SIMS, Tamera	05:02			
	04:39			MISSED JUMPER by BERRY, Mary Beth
REBOUND (DEF) by ROBINSON, Keva	04:39			
	04:32			FOUL by HUGHES, Kaley
GOOD! JUMPER by ROBINSON, Keva	04:28	13-9	H 4	
ASSIST by SIMS, Tamera	04:28			
	04:11			MISSED 3 PTR by BRACKIN, Arleigh
REBOUND (DEF) by ALSTON, Arean	04:11			
GOOD! 3 PTR by CLEAVES, Jarryn	03:53	16-9	H 7	
ASSIST by SIMS, Tamera	03:53			
	03:38	16-12	H 4	GOOD! 3 PTR by HELTON, Ashley
	03:38			ASSIST by BERRY, Mary Beth
MISSED 3 PTR by CLEAVES, Jarryn	03:24			
REBOUND (OFF) by ALSTON, Arean	03:24			
GOOD! JUMPER by ROBINSON, Keva	03:11	18-12	H 6	
FOUL by ALSTON, Arean	02:57			
	02:34			MISSED JUMPER by BERRY, Mary Beth
BLOCK by WOODARD, Whitney	02:34			
REBOUND (DEF) by WOODARD, Whitney	02:32			
MISSED JUMPER by ROBINSON, Keva	02:26			
	02:26			REBOUND (DEF) by (TEAM)
	01:52			MISSED 3 PTR by BRACKIN, Arleigh
REBOUND (DEF) by ALSTON, Arean	01:52			
GOOD! JUMPER by SIMS, Tamera	01:42	20-12	H 8	
	01:23	20-15	H 5	GOOD! 3 PTR by HELTON, Ashley
	01:23			ASSIST by PERKINS, Shadonda
TURNOVR by WOODARD, Whitney	00:59			
	00:20			MISSED JUMPER by PERKINS, Shadonda
REBOUND (DEF) by ROBINSON, Keva	00:20			
GOOD! JUMPER by WOODARD, Whitney	00:15	22-15	H 7	
ASSIST by SIMS, Tamera	00:15			
	00:02			MISSED 3 PTR by BRACKIN, Arleigh

1st PERIOD Play-by-Play (Page 2)

HOME TEAM: Memphis East Lady Mu	TIME	SCORE	MAR	VISITORS: Lawrence County Lady
	00:02			REBOUND (OFF) by PERKINS, Shadonda

	00:00	22-17	H 5	GOOD! JUMPER by PERKINS, Shadonda
FOUL by CLEAVES, Jarryn	00:00			
	00:00	22-18	H 4	GOOD! FT SHOT by PERKINS, Shadonda

Memphis East Lady Mustangs 22, Lawrence County Lady Cats 18

2nd PERIOD Play-by-Play (Page 1)

HOME TEAM: Memphis East Lady Mu	TIME	SCORE	MAR	VISITORS: Lawrence County Lady
	07:41			FOUL by BRACKIN, Arleigh
MISSED JUMPER by SIMS, Tamera	07:19			
REBOUND (OFF) by ALSTON, Arean	07:19			
GOOD! JUMPER by CLEAVES, Jarryn	07:06	24-18	H 6	
	06:46			MISSED 3 PTR by BRACKIN, Arleigh
REBOUND (DEF) by (TEAM)	06:46			
MISSED JUMPER by CLEAVES, Jarryn	06:35			
	06:35			REBOUND (DEF) by HELTON, Ashley
	06:19	24-20	H 4	GOOD! JUMPER by BERRY, Mary Beth
	06:19			ASSIST by HELTON, Ashley
GOOD! JUMPER by SIMS, Tamera	06:06	26-20	H 6	
ASSIST by CLEAVES, Jarryn	06:06			
	05:55			TURNOVR by BRACKIN, Arleigh
STEAL by WOODARD, Whitney	05:54			
GOOD! JUMPER by WOODARD, Whitney	05:53	28-20	H 8	
	05:50			TIMEOUT 30sec
	05:38			MISSED 3 PTR by SPANN, Kristen
	05:38			REBOUND (OFF) by BERRY, Mary Beth
	05:27	28-22	H 6	GOOD! JUMPER by BERRY, Mary Beth
	05:27			ASSIST by HELTON, Ashley
FOUL by WOODARD, Whitney	05:27			
	05:27	28-23	H 5	GOOD! FT SHOT by BERRY, Mary Beth
MISSED JUMPER by ROBINSON, Keva	05:13			
	05:13			REBOUND (DEF) by BERRY, Mary Beth
FOUL by ROBINSON, Keva	05:11			
	04:56			TURNOVR by BRACKIN, Arleigh
MISSED JUMPER by SIMS, Tamera	04:18			
REBOUND (OFF) by WOODARD, Whitney	04:18			
	04:12			FOUL by BRACKIN, Arleigh
MISSED JUMPER by WOODARD, Whitney	03:56			
	03:56			BLOCK by BERRY, Mary Beth
	03:54			REBOUND (DEF) by PERKINS, Shadonda
FOUL by ALSTON, Arean	03:53			
	03:39			TURNOVR by BERRY, Mary Beth
GOOD! JUMPER by SIMS, Tamera	03:16	30-23	H 7	
	03:16			FOUL by PERKINS, Shadonda
GOOD! FT SHOT by SIMS, Tamera	03:16	31-23	H 8	
	02:59			TURNOVR by WOODS, Catie
MISSED JUMPER by SIMS, Tamera	02:33			
	02:33			REBOUND (DEF) by STONE, Rachael
	02:28			TURNOVR by HELTON, Ashley
MISSED JUMPER by WOODARD, Whitney	02:14			
	02:14			REBOUND (DEF) by STONE, Rachael
FOUL by WALLS, Cherelle	01:49			
	01:49	31-24	H 7	GOOD! FT SHOT by BERRY, Mary Beth
	01:49			MISSED FT SHOT by BERRY, Mary Beth
REBOUND (DEF) by WOODARD, Whitney	01:49			
GOOD! JUMPER by SIMS, Tamera	01:42	33-24	H 9	
	01:23	33-27	H 6	GOOD! 3 PTR by BRACKIN, Arleigh
	01:23			ASSIST by BERRY, Mary Beth
	01:02			FOUL by HELTON, Ashley
GOOD! FT SHOT by SIMS, Tamera	01:02	34-27	H 7	
GOOD! FT SHOT by SIMS, Tamera	01:02	35-27	H 8	
FOUL by WOODARD, Whitney	00:43			
	00:43	35-28	H 7	GOOD! FT SHOT by BERRY, Mary Beth
	00:43	35-29	H 6	GOOD! FT SHOT by BERRY, Mary Beth

HOME TEAM: Memphis East Lady Mu	TIME	SCORE	MAR	VISITORS: Lawrence County Lady
GOOD! JUMPER by CLEAVES, Jarryn	00:26	37-29	H 8	
	00:12			MISSED 3 PTR by HUGHES, Kaley
	00:12			REBOUND (OFF) by STONE, Rachael
	00:00			MISSED 3 PTR by SPANN, Kristen
REBOUND (DEF) by (TEAM)	00:00			

Memphis East Lady Mustangs 37, Lawrence County Lady Cats 29

3rd PERIOD Play-by-Play (Page 1)

HOME TEAM: Memphis East Lady Mu	TIME	SCORE	MAR	VISITORS: Lawrence County Lady
	07:49			MISSED JUMPER by BERRY, Mary Beth
REBOUND (DEF) by ALSTON, Arean	07:49			
MISSED JUMPER by CLEAVES, Jarryn	07:30			
REBOUND (OFF) by ALSTON, Arean	07:30			
MISSED JUMPER by ALSTON, Arean	07:22			
	07:22			REBOUND (DEF) by SPANN, Kristen
	07:12			MISSED 3 PTR by BRACKIN, Arleigh
	07:12			REBOUND (OFF) by BRACKIN, Arleigh
FOUL by ALSTON, Arean	07:01			
	07:01	37-30	H 7	GOOD! FT SHOT by BERRY, Mary Beth
	07:01	37-31	H 6	GOOD! FT SHOT by BERRY, Mary Beth
GOOD! JUMPER by SIMS, Tamera	06:52	39-31	H 8	
	06:35	39-34	H 5	GOOD! 3 PTR by HELTON, Ashley
	06:35			ASSIST by BRACKIN, Arleigh
MISSED JUMPER by ALSTON, Arean	06:23			
REBOUND (OFF) by SIMS, Tamera	06:23			
MISSED JUMPER by SIMS, Tamera	06:21			
	06:21			BLOCK by HUGHES, Kaley
REBOUND (OFF) by ALSTON, Arean	06:19			
MISSED JUMPER by ALSTON, Arean	06:19			
	06:19			REBOUND (DEF) by PERKINS, Shadonda
FOUL by WOODARD, Whitney	06:19			
FOUL by ALSTON, Arean	06:02			
TIMEOUT 30sec	06:02			
	05:54			MISSED 3 PTR by BRACKIN, Arleigh
REBOUND (DEF) by (TEAM)	05:54			
GOOD! JUMPER by ROBINSON, Keva	05:41	41-34	H 7	
ASSIST by WOODARD, Whitney	05:41			
	05:16			MISSED 3 PTR by HELTON, Ashley
REBOUND (DEF) by ROBINSON, Keva	05:16			
	05:14			FOUL by HUGHES, Kaley
TURNOVR by LEWIS, Mallory	04:58			
FOUL by BRADY, Kimberly	04:42			
	04:42	41-35	H 6	GOOD! FT SHOT by BERRY, Mary Beth
	04:42	41-36	H 5	GOOD! FT SHOT by BERRY, Mary Beth
TURNOVR by SIMS, Tamera	04:28			
	04:27			STEAL by BRACKIN, Arleigh
	04:12			TURNOVR by BRACKIN, Arleigh
STEAL by BRADY, Kimberly	04:11			
MISSED JUMPER by SIMS, Tamera	03:58			
REBOUND (OFF) by BRADY, Kimberly	03:57			
	03:57			FOUL by SPANN, Kristen
FOUL by SIMS, Tamera	03:35			
TURNOVR by SIMS, Tamera	03:35			
	03:12	41-38	H 3	GOOD! JUMPER by PERKINS, Shadonda
GOOD! JUMPER by ROBINSON, Keva	03:02	43-38	H 5	
ASSIST by CLEAVES, Jarryn	03:02			
	02:33	43-41	H 2	GOOD! 3 PTR by BRACKIN, Arleigh
	02:33			ASSIST by SPANN, Kristen
MISSED JUMPER by ROBINSON, Keva	02:22			
	02:22			REBOUND (DEF) by HELTON, Ashley
	01:53	43-43	T 2	GOOD! JUMPER by BERRY, Mary Beth
	01:53			ASSIST by PERKINS, Shadonda
MISSED JUMPER by SIMS, Tamera	01:29			

REBOUND (OFF) by WOODARD, Whitney	01:26			
MISSED JUMPER by WOODARD, Whitney	01:26			

3rd PERIOD Play-by-Play (Page 2)

HOME TEAM: Memphis East Lady Mu	TIME	SCORE	MAR	VISITORS: Lawrence County Lady
	01:26			REBOUND (DEF) by BERRY, Mary Beth
FOUL by WOODARD, Whitney	01:26			
	01:13	43-45	V 2	GOOD! JUMPER by PERKINS, Shadonda
	01:13			ASSIST by BRACKIN, Arleigh
MISSED JUMPER by CLEAVES, Jarryn	00:59			
	00:59			REBOUND (DEF) by STONE, Rachael
	00:36			MISSED 3 PTR by BRACKIN, Arleigh
	00:36			REBOUND (OFF) by HELTON, Ashley
FOUL by BRADY, Kimberly	00:35			
	00:35			MISSED FT SHOT by HELTON, Ashley
	00:35			REBOUND (OFF) by (DEADBALL)
	00:35	43-46	V 3	GOOD! FT SHOT by HELTON, Ashley
	00:21			BLOCK by BERRY, Mary Beth
MISSED JUMPER by CLEAVES, Jarryn	00:21			
	00:21			REBOUND (DEF) by (TEAM)
FOUL by CLEAVES, Jarryn	00:16			
	00:16	43-47	V 4	GOOD! FT SHOT by BRACKIN, Arleigh
	00:16	43-48	V 5	GOOD! FT SHOT by BRACKIN, Arleigh
GOOD! JUMPER by CLEAVES, Jarryn	00:10	45-48	V 3	

Lawrence County Lady Cats 48, Memphis East Lady Mustangs 45

4th PERIOD Play-by-Play (Page 1)

HOME TEAM: Memphis East Lady Mu	TIME	SCORE	MAR	VISITORS: Lawrence County Lady
TURNOVR by SIMS, Tamera	07:58			
	07:58			STEAL by HELTON, Ashley
FOUL by WALLS, Cherelle	07:39			
	07:39			MISSED FT SHOT by BRACKIN, Arleigh
REBOUND (DEF) by WOODARD, Whitney	07:39			
GOOD! JUMPER by SIMS, Tamera	07:24	47-48	V 1	
	07:07			MISSED JUMPER by STONE, Rachael
	07:07			REBOUND (OFF) by PERKINS, Shadonda
	07:03	47-50	V 3	GOOD! JUMPER by PERKINS, Shadonda
MISSED JUMPER by SIMS, Tamera	06:51			
REBOUND (OFF) by BRADY, Kimberly	06:51			
MISSED JUMPER by CLEAVES, Jarryn	06:42			
	06:42			REBOUND (DEF) by PERKINS, Shadonda
	06:24	47-52	V 5	GOOD! JUMPER by BERRY, Mary Beth
	06:24			ASSIST by STONE, Rachael
MISSED JUMPER by WOODARD, Whitney	06:06			
	06:06			REBOUND (DEF) by PERKINS, Shadonda
	05:45			MISSED JUMPER by BERRY, Mary Beth
	05:45			REBOUND (OFF) by STONE, Rachael
FOUL by BRADY, Kimberly	05:38			
	05:38			MISSED FT SHOT by STONE, Rachael
	05:38			REBOUND (OFF) by (DEADBALL)
	05:38	47-53	V 6	GOOD! FT SHOT by STONE, Rachael
MISSED JUMPER by CLEAVES, Jarryn	05:31			
	05:31			BLOCK by BERRY, Mary Beth
	05:29			REBOUND (DEF) by BERRY, Mary Beth
	05:08			FOUL by HELTON, Ashley
	05:08			TURNOVR by HELTON, Ashley
GOOD! JUMPER by ROBINSON, Keva	04:58	49-53	V 4	
ASSIST by CLEAVES, Jarryn	04:58			
	04:39			MISSED JUMPER by PERKINS, Shadonda
	04:39			REBOUND (OFF) by BERRY, Mary Beth
	04:37	49-55	V 6	GOOD! JUMPER by BERRY, Mary Beth
MISSED 3 PTR by JACKSON, Lakeisha	04:25			
	04:25			REBOUND (DEF) by STONE, Rachael
FOUL by JACKSON, Lakeisha	04:05			
	04:05			MISSED FT SHOT by PERKINS, Shadonda

	04:05			REBOUND (OFF) by (DEADBALL)
TIMEOUT 30sec	04:05			
	04:05			MISSED FT SHOT by PERKINS, Shadonda
	04:05			REBOUND (OFF) by STONE, Rachael
	04:01			MISSED 3 PTR by PERKINS, Shadonda
	04:01			REBOUND (OFF) by BERRY, Mary Beth
	03:28			MISSED JUMPER by HUGHES, Kaley
BLOCK by WOODARD, Whitney	03:28			
	03:27			REBOUND (OFF) by STONE, Rachael
	03:18	49-57	V 8	GOOD! JUMPER by PERKINS, Shadonda
	03:18			ASSIST by BRACKIN, Arleigh
MISSED JUMPER by CLEAVES, Jarryn	03:07			
	03:07			REBOUND (DEF) by BRACKIN, Arleigh
	02:41			TURNOVR by STONE, Rachael
	02:41			TIMEOUT TEAM
MISSED JUMPER by SIMS, Tamera	02:32			
	02:32			REBOUND (DEF) by STONE, Rachael
FOUL by WOODARD, Whitney	02:17			
	02:17	49-58	V 9	GOOD! FT SHOT by BERRY, Mary Beth

4th PERIOD Play-by-Play (Page 2)

HOME TEAM: Memphis East Lady Mu	TIME	SCORE	MAR	VISITORS: Lawrence County Lady
	02:17	49-59	V 10	GOOD! FT SHOT by BERRY, Mary Beth
TIMEOUT TEAM	02:12			
TURNOVR by SIMS, Tamera	02:01			
FOUL by SIMS, Tamera	01:56			
	01:56	49-60	V 11	GOOD! FT SHOT by HELTON, Ashley
	01:56	49-61	V 12	GOOD! FT SHOT by HELTON, Ashley
GOOD! 3 PTR by CLEAVES, Jarryn	01:49	52-61	V 9	
ASSIST by LEWIS, Mallory	01:49			
FOUL by ALSTON, Arean	01:24			
	01:24	52-62	V 10	GOOD! FT SHOT by PERKINS, Shadonda
	01:24	52-63	V 11	GOOD! FT SHOT by PERKINS, Shadonda
	01:21			FOUL by BRACKIN, Arleigh
GOOD! JUMPER by LEWIS, Mallory	01:18	54-63	V 9	
	00:54			TIMEOUT 30sec
FOUL by LEWIS, Mallory	00:47			
	00:47	54-64	V 10	GOOD! FT SHOT by HELTON, Ashley
	00:47	54-65	V 11	GOOD! FT SHOT by HELTON, Ashley
FOUL by LEWIS, Mallory	00:44			
	00:44	54-66	V 12	GOOD! FT SHOT by STONE, Rachael
	00:44			MISSED FT SHOT by STONE, Rachael
REBOUND (DEF) by ROBINSON, Keva	00:44			
	00:44			FOUL by PERKINS, Shadonda
GOOD! 3 PTR by CLEAVES, Jarryn	00:38	57-66	V 9	
TIMEOUT TEAM	00:37			
FOUL by ROBINSON, Mary	00:36			
	00:36	57-67	V 10	GOOD! FT SHOT by BERRY, Mary Beth
	00:36	57-68	V 11	GOOD! FT SHOT by BERRY, Mary Beth
	00:34			FOUL by HELTON, Ashley
MISSED 3 PTR by LEWIS, Mallory	00:27			
	00:27			REBOUND (DEF) by BRACKIN, Arleigh
FOUL by CLEAVES, Jarryn	00:24			
	00:24	57-69	V 12	GOOD! FT SHOT by BRACKIN, Arleigh
	00:24	57-70	V 13	GOOD! FT SHOT by BRACKIN, Arleigh
GOOD! 3 PTR by ROBINSON, Keva	00:15	60-70	V 10	
FOUL by SIMS, Tamera	00:01			
	00:01	60-71	V 11	GOOD! FT SHOT by BRACKIN, Arleigh
	00:01			MISSED FT SHOT by BRACKIN, Arleigh
REBOUND (DEF) by ROBINSON, Mary	00:01			

Lawrence County Lady Cats 71, Memphis East Lady Mustangs 60

Official Basketball Box Score -- GAME TOTALS -- FINAL STATISTICS
Sevier County Bearettes vs Lawrence County Lady Cats
03/09/02 7:00 p.m. at Murfreesboro, Tennessee

VISITORS: Sevier County Bearettes 34-4

		TOT-FG	3-PT		REBOUNDS									
##	Player Name	FG-FGA	FG-FGA	FT-FTA	OF	DE	TOT	PF	TP	A	TO	BLK	S	MIN
22	BROYHILL, Tina..... *	5-8	0-0	7-10	1	3	4	2	17	2	1	0	4	32
23	UNER, Melissa..... *	1-4	0-2	3-7	1	4	5	4	5	2	3	0	2	30
30	WILHOIT, Brooke..... *	3-6	1-3	1-2	1	4	5	2	8	1	3	0	1	30
40	REDDING, Amber..... *	3-5	0-1	3-5	1	5	6	5	9	4	0	0	1	27
44	MCCOY, Erica..... *	4-4	0-0	1-3	0	5	5	5	9	1	5	0	0	24
12	FLEMING, Whitney....	0-1	0-1	0-0	0	0	0	1	0	0	2	0	1	8
14	ELLINGWOOD, Patricia	1-3	0-1	2-2	1	0	1	0	4	1	0	1	0	9
	TEAM.....					3	3							
	Totals.....	17-31	1-8	17-29	5	24	29	19	52	11	14	1	9	160

TOTAL FG% 1st Half:	8-17	47.1%	2nd Half:	9-14	64.3%	Game:	54.8%	DEADB
3-Pt. FG% 1st Half:	1-5	20.0%	2nd Half:	0-3	0.0%	Game:	12.5%	REBS
F Throw % 1st Half:	4-7	57.1%	2nd Half:	13-22	59.1%	Game:	58.6%	2

HOME TEAM: Lawrence County Lady Cats 31-5

		TOT-FG	3-PT		REBOUNDS									
##	Player Name	FG-FGA	FG-FGA	FT-FTA	OF	DE	TOT	PF	TP	A	TO	BLK	S	MIN
10	BRACKIN, Arleigh.... *	2-17	2-14	4-4	1	1	2	4	10	2	4	0	3	32
21	HUGHES, Kaley..... *	0-2	0-2	0-0	1	1	2	1	0	0	1	0	0	13
32	SPANN, Kristen..... *	1-7	1-5	0-2	2	4	6	4	3	0	0	1	0	18
33	HELTON, Ashley..... *	3-6	0-1	2-3	3	6	9	4	8	1	3	0	1	25
41	BERRY, Mary Beth.... *	4-12	0-0	11-12	5	3	8	4	19	0	2	0	1	31
12	HOLT, Katie.....	0-0	0-0	0-0	0	0	0	0	0	0	0	0	0	0+
13	WOODS, Catie.....	0-0	0-0	0-0	1	0	1	0	0	0	0	0	0	5
22	STONE, Rachael.....	0-2	0-1	0-0	1	0	1	2	0	1	3	1	0	16
24	PERKINS, Shadonda...	1-7	0-0	2-2	4	4	8	5	4	2	0	0	1	20
35	HESTER, Jennifer....	0-0	0-0	0-0	0	0	0	0	0	0	0	0	0	0+
	TEAM.....				2		2							
	Totals.....	11-53	3-23	19-23	20	19	39	24	44	6	13	2	6	160

TOTAL FG% 1st Half:	4-25	16.0%	2nd Half:	7-28	25.0%	Game:	20.8%	DEADB
3-Pt. FG% 1st Half:	0-6	0.0%	2nd Half:	3-17	17.6%	Game:	13.0%	REBS
F Throw % 1st Half:	4-4	100 %	2nd Half:	15-19	78.9%	Game:	82.6%	2

Officials:
Technical fouls: Sevier County Bearettes-None. Lawrence County Lady Cats-None.
Attendance:

Score by Periods	1st	2nd	3rd	4th		Total
Sevier County Bearettes.....	10	11	13	18	-	52
Lawrence County Lady Cats.....	4	8	9	23	-	44

Class AAA All Tour. Team:Brittany Frazier-OakR, Taran Hayes-Oakl, Ashley Hayne
s-NW, Tamera Sims-MemEast, Mary Beth Berry-Law, Arleigh Brackin-Law, Erica McC
oy-Sevier, Tina Broyhill(MVP)-Sevier, Ashley Helton-Law, Melissa Uner-Sevier

Play-By-Play
Sevier County Bearettes vs Lawrence County Lady Cats
03/09/02 7:00 p.m. at Murfreesboro, Tennessee

1st PERIOD Play-by-Play (Page 1)

HOME TEAM: Lawrence County Lady	TIME	SCORE	MAR	VISITORS: Sevier County Bearet
MISSED 3 PTR by HUGHES, Kaley	07:39			
	07:39			REBOUND (DEF) by (TEAM)
	07:25			TURNOVR by MCCOY, Erica
MISSED 3 PTR by HELTON, Ashley	07:10			
	07:10			REBOUND (DEF) by WILHOIT, Brooke
	07:04	0-2	V 2	GOOD! JUMPER by MCCOY, Erica
FOUL by HUGHES, Kaley	07:04			
	07:04			MISSED FT SHOT by MCCOY, Erica
REBOUND (DEF) by BERRY, Mary Beth	07:04			
	06:50			FOUL by UNER, Melissa
MISSED 3 PTR by HUGHES, Kaley	06:36			
REBOUND (OFF) by BERRY, Mary Beth	06:36			
TURNOVR by BERRY, Mary Beth	06:32			
	06:31			STEAL by UNER, Melissa
	06:24	0-4	V 4	GOOD! JUMPER by BROYHILL, Tina
	06:24			ASSIST by REDDING, Amber
GOOD! JUMPER by HELTON, Ashley	05:52	2-4	V 2	
FOUL by BRACKIN, Arleigh	05:39			
	05:33	2-6	V 4	GOOD! JUMPER by MCCOY, Erica
	05:33			ASSIST by REDDING, Amber
	05:09			FOUL by REDDING, Amber
MISSED JUMPER by BERRY, Mary Beth	05:01			
	05:01			REBOUND (DEF) by MCCOY, Erica
	04:48			MISSED 3 PTR by UNER, Melissa
REBOUND (DEF) by HELTON, Ashley	04:48			
MISSED JUMPER by PERKINS, Shadonda	04:35			
	04:35			REBOUND (DEF) by REDDING, Amber
	04:25			MISSED 3 PTR by REDDING, Amber
REBOUND (DEF) by PERKINS, Shadonda	04:25			
GOOD! JUMPER by BERRY, Mary Beth	04:06	4-6	V 2	
ASSIST by STONE, Rachael	04:06			
	03:55			MISSED JUMPER by REDDING, Amber
REBOUND (DEF) by PERKINS, Shadonda	03:55			
MISSED JUMPER by PERKINS, Shadonda	03:44			
	03:44			REBOUND (DEF) by WILHOIT, Brooke
	03:19			MISSED 3 PTR by WILHOIT, Brooke
REBOUND (DEF) by HELTON, Ashley	03:19			
MISSED JUMPER by BERRY, Mary Beth	02:59			
	02:58			REBOUND (DEF) by REDDING, Amber
	02:52	4-8	V 4	GOOD! JUMPER by BROYHILL, Tina
	02:52			ASSIST by REDDING, Amber
MISSED 3 PTR by SPANN, Kristen	02:33			
REBOUND (OFF) by BERRY, Mary Beth	02:33			
MISSED JUMPER by BERRY, Mary Beth	02:32			
	02:32			REBOUND (DEF) by MCCOY, Erica
	02:13			TURNOVR by MCCOY, Erica
STEAL by BRACKIN, Arleigh	02:12			
MISSED JUMPER by STONE, Rachael	02:07			
REBOUND (OFF) by BRACKIN, Arleigh	02:07			
MISSED JUMPER by BRACKIN, Arleigh	02:04			
REBOUND (OFF) by STONE, Rachael	02:04			
	02:03			FOUL by MCCOY, Erica
TURNOVR by STONE, Rachael	01:52			
	01:51			STEAL by REDDING, Amber
	01:29			TURNOVR by WILHOIT, Brooke
STEAL by BRACKIN, Arleigh	01:28			

1st PERIOD Play-by-Play (Page 2)

HOME TEAM: Lawrence County Lady	TIME	SCORE	MAR	VISITORS: Sevier County Bearet
TURNOVR by STONE, Rachael	01:11			

	00:59			MISSED JUMPER by BROYHILL, Tina
BLOCK by SPANN, Kristen	00:59			
REBOUND (DEF) by SPANN, Kristen	00:58			
MISSED JUMPER by BERRY, Mary Beth	00:35			
	00:35			REBOUND (DEF) by MCCOY, Erica
	00:06	4-10	V 6	GOOD! JUMPER by MCCOY, Erica
	00:06			ASSIST by WILHOIT, Brooke

Sevier County Bearettes 10, Lawrence County Lady Cats 4

2nd PERIOD Play-by-Play (Page 1)

HOME TEAM: Lawrence County Lady	TIME	SCORE	MAR	VISITORS: Sevier County Bearet
	07:44			FOUL by REDDING, Amber
GOOD! FT SHOT by BERRY, Mary Beth	07:44	5-10	V 5	
GOOD! FT SHOT by BERRY, Mary Beth	07:44	6-10	V 4	
	07:12			TURNOVR by MCCOY, Erica
STEAL by BERRY, Mary Beth	07:11			
GOOD! JUMPER by BERRY, Mary Beth	07:08	8-10	V 2	
	06:59	8-12	V 4	GOOD! JUMPER by MCCOY, Erica
	06:59			ASSIST by UNER, Melissa
MISSED JUMPER by BERRY, Mary Beth	06:30			
	06:30			REBOUND (DEF) by UNER, Melissa
FOUL by PERKINS, Shadonda	06:20			
	06:20	8-13	V 5	GOOD! FT SHOT by BROYHILL, Tina
	06:20			MISSED FT SHOT by BROYHILL, Tina
	06:20			REBOUND (OFF) by UNER, Melissa
	06:17			MISSED 3 PTR by FLEMING, Whitney
REBOUND (DEF) by PERKINS, Shadonda	06:17			
MISSED 3 PTR by BRACKIN, Arleigh	05:51			
	05:51			REBOUND (DEF) by WILHOIT, Brooke
	05:33			MISSED JUMPER by UNER, Melissa
REBOUND (DEF) by HUGHES, Kaley	05:33			
TURNOVR by HUGHES, Kaley	05:27			
	05:26			STEAL by FLEMING, Whitney
FOUL by PERKINS, Shadonda	05:22			
	05:22	8-14	V 6	GOOD! FT SHOT by BROYHILL, Tina
	05:22	8-15	V 7	GOOD! FT SHOT by BROYHILL, Tina
TURNOVR by STONE, Rachael	04:49			
	04:49			STEAL by UNER, Melissa
	04:39			TURNOVR by WILHOIT, Brooke
STEAL by BRACKIN, Arleigh	04:38			
MISSED JUMPER by PERKINS, Shadonda	04:30			
REBOUND (OFF) by PERKINS, Shadonda	04:30			
MISSED JUMPER by PERKINS, Shadonda	04:28			
REBOUND (OFF) by HUGHES, Kaley	04:28			
MISSED 3 PTR by SPANN, Kristen	04:03			
	04:03			REBOUND (DEF) by BROYHILL, Tina
FOUL by STONE, Rachael	04:01			
	03:42			MISSED JUMPER by BROYHILL, Tina
REBOUND (DEF) by HELTON, Ashley	03:42			
	03:34			FOUL by MCCOY, Erica
MISSED JUMPER by BERRY, Mary Beth	03:32			
	03:32			REBOUND (DEF) by REDDING, Amber
FOUL by PERKINS, Shadonda	03:30			
	03:11			TURNOVR by FLEMING, Whitney
STEAL by PERKINS, Shadonda	03:10			
	02:52			FOUL by MCCOY, Erica
GOOD! FT SHOT by BERRY, Mary Beth	02:52	9-15	V 6	
GOOD! FT SHOT by BERRY, Mary Beth	02:52	10-15	V 5	
FOUL by BERRY, Mary Beth	02:27			
	02:27	10-16	V 6	GOOD! FT SHOT by REDDING, Amber
	02:27			MISSED FT SHOT by REDDING, Amber
REBOUND (DEF) by HELTON, Ashley	02:27			
MISSED JUMPER by BERRY, Mary Beth	02:08			
REBOUND (OFF) by (TEAM)	02:08			
MISSED JUMPER by HELTON, Ashley	02:04			

REBOUND (OFF) by HELTON, Ashley	02:04			
MISSED JUMPER by HELTON, Ashley	02:02			

2nd PERIOD Play-by-Play (Page 2)

HOME TEAM: Lawrence County Lady	TIME	SCORE	MAR	VISITORS: Sevier County Bearet
	02:02			REBOUND (DEF) by REDDING, Amber
	01:41			TURNOVR by FLEMING, Whitney
FOUL by BERRY, Mary Beth	01:20			
TURNOVR by BERRY, Mary Beth	01:20			
	01:11	10-18	V 8	GOOD! JUMPER by REDDING, Amber
	01:11			ASSIST by BROYHILL, Tina
GOOD! JUMPER by BERRY, Mary Beth	00:48	12-18	V 6	
ASSIST by HELTON, Ashley	00:48			
	00:33			MISSED JUMPER by ELLINGWOOD, Patrici
	00:33			REBOUND (OFF) by ELLINGWOOD, Patrici
	00:22	12-21	V 9	GOOD! 3 PTR by WILHOIT, Brooke
	00:22			ASSIST by REDDING, Amber
TURNOVR by BRACKIN, Arleigh	00:00			
	00:00			STEAL by BROYHILL, Tina

Sevier County Bearettes 21, Lawrence County Lady Cats 12

3rd PERIOD Play-by-Play (Page 1)

HOME TEAM: Lawrence County Lady	TIME	SCORE	MAR	VISITORS: Sevier County Bearet
MISSED JUMPER by SPANN, Kristen	07:46			
	07:46			REBOUND (DEF) by REDDING, Amber
	07:40			MISSED JUMPER by WILHOIT, Brooke
REBOUND (DEF) by SPANN, Kristen	07:40			
TURNOVR by HELTON, Ashley	07:26			
	07:25			STEAL by WILHOIT, Brooke
	07:23	12-23	V 11	GOOD! JUMPER by WILHOIT, Brooke
MISSED 3 PTR by SPANN, Kristen	07:05			
REBOUND (OFF) by HELTON, Ashley	07:05			
GOOD! JUMPER by HELTON, Ashley	07:03	14-23	V 9	
	06:45			TURNOVR by WILHOIT, Brooke
STEAL by HELTON, Ashley	06:44			
MISSED 3 PTR by BRACKIN, Arleigh	06:03			
	06:03			BLOCK by ELLINGWOOD, Patricia
REBOUND (OFF) by HELTON, Ashley	06:02			
	06:01			FOUL by BROYHILL, Tina
MISSED FT SHOT by HELTON, Ashley	06:01			
REBOUND (OFF) by (DEADBALL)	06:01			
GOOD! FT SHOT by HELTON, Ashley	06:01	15-23	V 8	
	05:47			TURNOVR by MCCOY, Erica
	05:47			TIMEOUT 30sec
FOUL by HELTON, Ashley	05:24			
TURNOVR by HELTON, Ashley	05:24			
	05:12	15-25	V 10	GOOD! JUMPER by BROYHILL, Tina
	05:12			ASSIST by ELLINGWOOD, Patricia
MISSED JUMPER by SPANN, Kristen	04:56			
REBOUND (OFF) by SPANN, Kristen	04:56			
MISSED 3 PTR by BRACKIN, Arleigh	04:50			
REBOUND (OFF) by BERRY, Mary Beth	04:50			
MISSED JUMPER by BERRY, Mary Beth	04:48			
	04:48			REBOUND (DEF) by UNER, Melissa
FOUL by SPANN, Kristen	04:21			
	04:21	15-26	V 11	GOOD! FT SHOT by BROYHILL, Tina
	04:21	15-27	V 12	GOOD! FT SHOT by BROYHILL, Tina
MISSED 3 PTR by BRACKIN, Arleigh	03:47			
REBOUND (OFF) by BERRY, Mary Beth	03:47			
	03:46			FOUL by BROYHILL, Tina
GOOD! FT SHOT by BERRY, Mary Beth	03:46	16-27	V 11	
GOOD! FT SHOT by BERRY, Mary Beth	03:46	17-27	V 10	
	03:39			MISSED JUMPER by BROYHILL, Tina
	03:39			REBOUND (OFF) by REDDING, Amber
	03:37	17-29	V 12	GOOD! JUMPER by REDDING, Amber

FOUL by PERKINS, Shadonda	03:37			
	03:37	17-30	V 13	GOOD! FT SHOT by REDDING, Amber
	02:49			FOUL by REDDING, Amber
GOOD! FT SHOT by BERRY, Mary Beth	02:49	18-30	V 12	
MISSED FT SHOT by BERRY, Mary Beth	02:49			
	02:49			REBOUND (DEF) by BROYHILL, Tina
	02:39	18-32	V 14	GOOD! JUMPER by WILHOIT, Brooke
MISSED JUMPER by BRACKIN, Arleigh	01:54			
	01:54			REBOUND (DEF) by MCCOY, Erica
	01:39			MISSED 3 PTR by UNER, Melissa
	01:39			REBOUND (OFF) by WILHOIT, Brooke
	01:32	18-34	V 16	GOOD! JUMPER by ELLINGWOOD, Patricia
	01:32			ASSIST by BROYHILL, Tina
MISSED JUMPER by PERKINS, Shadonda	01:11			

3rd PERIOD Play-by-Play (Page 2)

HOME TEAM: Lawrence County Lady	TIME	SCORE	MAR	VISITORS: Sevier County Bearet
REBOUND (OFF) by WOODS, Catie	01:11			
	01:07			FOUL by WILHOIT, Brooke
	00:52			FOUL by MCCOY, Erica
TURNOVR by BRACKIN, Arleigh	00:51			
	00:51			STEAL by BROYHILL, Tina
	00:51			TURNOVR by BROYHILL, Tina
GOOD! 3 PTR by BRACKIN, Arleigh	00:44	21-34	V 13	
ASSIST by PERKINS, Shadonda	00:44			
	00:32			MISSED 3 PTR by ELLINGWOOD, Patricia
BLOCK by STONE, Rachael	00:32			
REBOUND (DEF) by PERKINS, Shadonda	00:30			
FOUL by HELTON, Ashley	00:05			
TURNOVR by HELTON, Ashley	00:05			

Sevier County Bearettes 34, Lawrence County Lady Cats 21

4th PERIOD Play-by-Play (Page 1)

HOME TEAM: Lawrence County Lady	TIME	SCORE	MAR	VISITORS: Sevier County Bearet
MISSED JUMPER by PERKINS, Shadonda	07:34			
REBOUND (OFF) by PERKINS, Shadonda	07:34			
GOOD! 3 PTR by BRACKIN, Arleigh	07:22	24-34	V 10	
ASSIST by PERKINS, Shadonda	07:22			
	06:48	24-36	V 12	GOOD! JUMPER by BROYHILL, Tina
	06:48			ASSIST by UNER, Melissa
MISSED 3 PTR by BRACKIN, Arleigh	06:32			
REBOUND (OFF) by PERKINS, Shadonda	06:32			
	06:31			FOUL by FLEMING, Whitney
MISSED 3 PTR by BRACKIN, Arleigh	06:12			
	06:12			REBOUND (DEF) by WILHOIT, Brooke
FOUL by BRACKIN, Arleigh	06:08			
	05:56	24-38	V 14	GOOD! JUMPER by UNER, Melissa
MISSED 3 PTR by SPANN, Kristen	05:39			
REBOUND (OFF) by BERRY, Mary Beth	05:33			
	05:33			FOUL by UNER, Melissa
GOOD! FT SHOT by BERRY, Mary Beth	05:33	25-38	V 13	
GOOD! FT SHOT by BERRY, Mary Beth	05:33	26-38	V 12	
	05:24			MISSED 3 PTR by WILHOIT, Brooke
REBOUND (DEF) by HELTON, Ashley	05:24			
TURNOVR by BRACKIN, Arleigh	05:20			
	05:20			STEAL by BROYHILL, Tina
	05:18	26-40	V 14	GOOD! JUMPER by BROYHILL, Tina
	05:12			FOUL by REDDING, Amber
GOOD! FT SHOT by PERKINS, Shadonda	05:12	27-40	V 13	
GOOD! FT SHOT by PERKINS, Shadonda	05:12	28-40	V 12	
	04:36			TURNOVR by MCCOY, Erica
	04:36			TIMEOUT TEAM
MISSED 3 PTR by BRACKIN, Arleigh	04:10			
REBOUND (OFF) by PERKINS, Shadonda	04:10			

GOOD! JUMPER by PERKINS, Shadonda	04:07	30-40	V 10	
TIMEOUT 30sec	04:01			
	03:54			TURNOVR by UNER, Melissa
	03:51			FOUL by WILHOIT, Brooke
GOOD! FT SHOT by BERRY, Mary Beth	03:48	31-40	V 9	
GOOD! FT SHOT by BERRY, Mary Beth	03:48	32-40	V 8	
GOOD! JUMPER by BERRY, Mary Beth	03:38	34-40	V 6	
ASSIST by BRACKIN, Arleigh	03:38			
TIMEOUT 30sec	03:38			
	03:36	34-42	V 8	GOOD! JUMPER by REDDING, Amber
	03:36			ASSIST by MCCOY, Erica
	03:22			TURNOVR by UNER, Melissa
TURNOVR by BRACKIN, Arleigh	02:54			
	02:53			STEAL by BROYHILL, Tina
	02:50			FOUL by UNER, Melissa
	02:50			TURNOVR by UNER, Melissa
GOOD! FT SHOT by BRACKIN, Arleigh	02:50	35-42	V 7	
GOOD! FT SHOT by BRACKIN, Arleigh	02:50	36-42	V 6	
FOUL by PERKINS, Shadonda	02:38			
FOUL by BRACKIN, Arleigh	02:22			
MISSED 3 PTR by BRACKIN, Arleigh	02:09			
	02:09			REBOUND (DEF) by MCCOY, Erica
	02:07	36-43	V 7	GOOD! FT SHOT by BROYHILL, Tina
FOUL by HELTON, Ashley	02:04			
	02:04	36-44	V 8	GOOD! FT SHOT by BROYHILL, Tina
	02:04	36-45	V 9	GOOD! FT SHOT by UNER, Melissa

HOME TEAM: Lawrence County Lady	TIME	SCORE	MAR	VISITORS: Sevier County Bearet
	02:04			MISSED FT SHOT by UNER, Melissa
REBOUND (DEF) by BERRY, Mary Beth	02:04			
MISSED JUMPER by BRACKIN, Arleigh	01:46			
	01:46			REBOUND (DEF) by UNER, Melissa
FOUL by BERRY, Mary Beth	01:33			
TIMEOUT TEAM	01:33			
	01:33			MISSED FT SHOT by UNER, Melissa
	01:33			REBOUND (OFF) by BROYHILL, Tina
FOUL by SPANN, Kristen	01:31			
	01:31	36-46	V 10	GOOD! FT SHOT by REDDING, Amber
	01:31			MISSED FT SHOT by REDDING, Amber
REBOUND (DEF) by SPANN, Kristen	01:31			
	01:28			FOUL by UNER, Melissa
GOOD! FT SHOT by BRACKIN, Arleigh	01:28	37-46	V 9	
GOOD! FT SHOT by BRACKIN, Arleigh	01:28	38-46	V 8	
FOUL by BRACKIN, Arleigh	01:24			
	01:24	38-47	V 9	GOOD! FT SHOT by WILHOIT, Brooke
	01:24			MISSED FT SHOT by WILHOIT, Brooke
REBOUND (DEF) by HELTON, Ashley	01:24			
GOOD! 3 PTR by SPANN, Kristen	01:16	41-47	V 6	
ASSIST by BRACKIN, Arleigh	01:16			
TIMEOUT TEAM	01:09			
FOUL by BERRY, Mary Beth	01:09			
	01:09	41-48	V 7	GOOD! FT SHOT by MCCOY, Erica
	01:09			MISSED FT SHOT by MCCOY, Erica
REBOUND (DEF) by BRACKIN, Arleigh	01:09			
MISSED 3 PTR by BRACKIN, Arleigh	00:55			
REBOUND (OFF) by (TEAM)	00:55			
MISSED 3 PTR by STONE, Rachael	00:55			
REBOUND (OFF) by SPANN, Kristen	00:55			
	00:46			FOUL by REDDING, Amber
MISSED FT SHOT by SPANN, Kristen	00:45			
REBOUND (OFF) by (DEADBALL)	00:45			
MISSED FT SHOT by SPANN, Kristen	00:45			
	00:45			REBOUND (DEF) by BROYHILL, Tina
FOUL by HELTON, Ashley	00:43			
	00:43			MISSED FT SHOT by BROYHILL, Tina
	00:43			REBOUND (OFF) by (DEADBALL)

	00:43			MISSED FT SHOT by BROYHILL, Tina
REBOUND (DEF) by BERRY, Mary Beth	00:43			
GOOD! JUMPER by HELTON, Ashley	00:32	43-48	V 5	
	00:32			FOUL by MCCOY, Erica
GOOD! FT SHOT by HELTON, Ashley	00:32	44-48	V 4	
	00:30			TIMEOUT TEAM
FOUL by SPANN, Kristen	00:28			
	00:28			MISSED FT SHOT by UNER, Melissa
	00:28			REBOUND (OFF) by (DEADBALL)
	00:28			MISSED FT SHOT by UNER, Melissa
REBOUND (DEF) by SPANN, Kristen	00:28			
MISSED 3 PTR by BRACKIN, Arleigh	00:18			
	00:18			REBOUND (DEF) by UNER, Melissa
FOUL by STONE, Rachael	00:15			
	00:15	44-49	V 5	GOOD! FT SHOT by UNER, Melissa
	00:15	44-50	V 6	GOOD! FT SHOT by UNER, Melissa
TIMEOUT TEAM	00:15			
MISSED 3 PTR by BRACKIN, Arleigh	00:06			
	00:06			REBOUND (DEF) by (TEAM)

4th PERIOD Play-by-Play (Page 3)

HOME TEAM: Lawrence County Lady	TIME	SCORE	MAR	VISITORS: Sevier County Bearet
FOUL by SPANN, Kristen	00:02			
	00:02	44-51	V 7	GOOD! FT SHOT by ELLINGWOOD, Patrici
	00:02	44-52	V 8	GOOD! FT SHOT by ELLINGWOOD, Patrici
MISSED 3 PTR by BRACKIN, Arleigh	00:00			
	00:00			REBOUND (DEF) by (TEAM)

Sevier County Bearettes 52, Lawrence County Lady Cats 44

1999 Class AAA State Girls' Basketball Tournament

March 9 - March 13, 1999 · Middle Tennessee State University - Murfreesboro

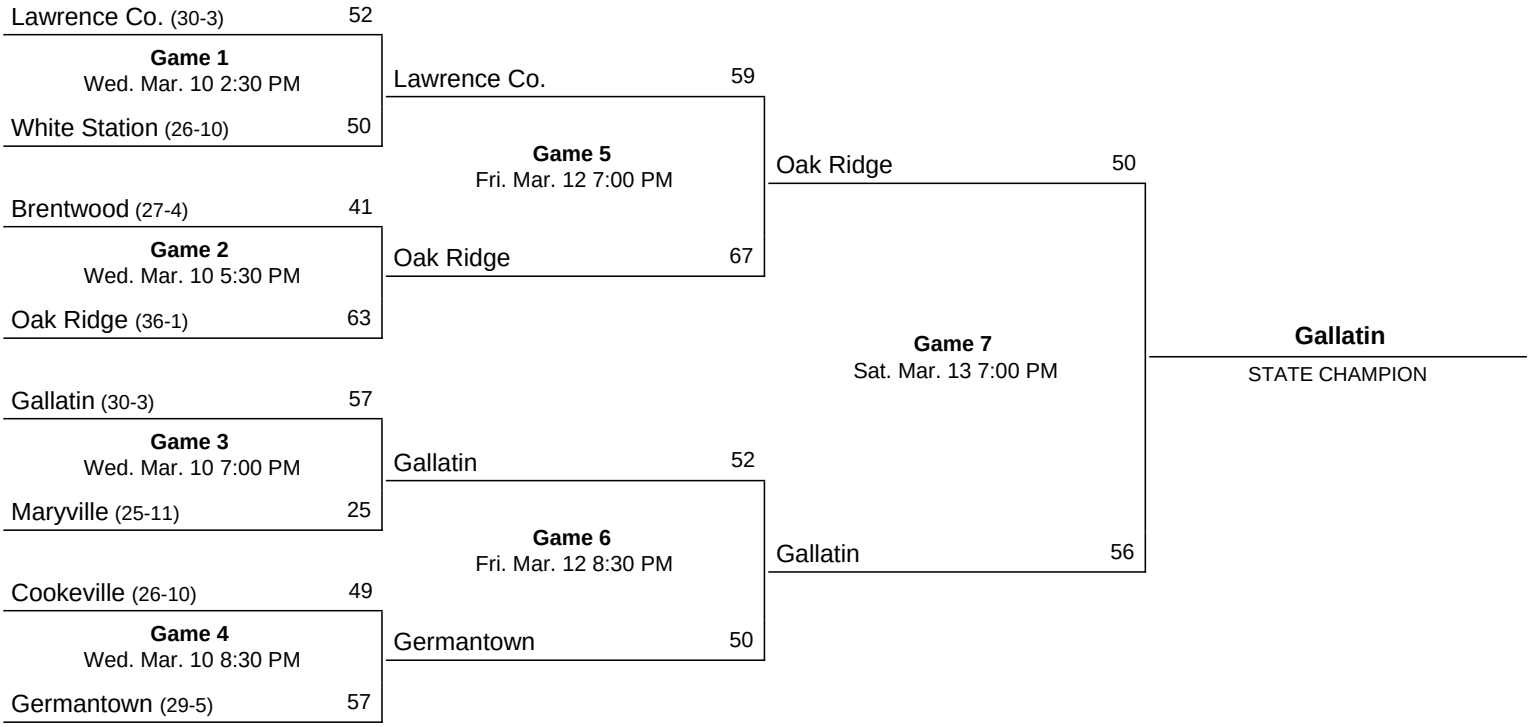

Game 1
Wed. Mar. 10 2:30 PM

Lawrence Co. (30-3)	52
White Station (26-10)	50

Game 2
Wed. Mar. 10 5:30 PM

Brentwood (27-4)	41
Oak Ridge (36-1)	63

Game 3
Wed. Mar. 10 7:00 PM

Gallatin (30-3)	57
Maryville (25-11)	25

Game 4
Wed. Mar. 10 8:30 PM

Cookeville (26-10)	49
Germantown (29-5)	57

Game 5
Fri. Mar. 12 7:00 PM

Lawrence Co.	59
Oak Ridge	67

Game 6
Fri. Mar. 12 8:30 PM

Gallatin	52
Germantown	50

Game 7
Sat. Mar. 13 7:00 PM

Oak Ridge	50
Gallatin	56

Gallatin
STATE CHAMPION

OFFICIAL NCAA BASKETBALL BOX SCORE
WHITE STATION HIGH SCHOOL (26-11)

Site: MURFREESBORO, TENNESSEE
Date: March 10, 1999

	WHST (VISITORS)		Total FG	Total AT	3-Pts FG	3-Pts AT	FT	FT AT	Rebounds OF	Rebounds DF	Rebounds To	PF	TP	A	TO	BK	ST	MN
10	SMITH, REBECCA	f	5	11	2	8	0	0	0	0	0	2	12	0	1	0	1	25
33	ROBERSON, TIFFANI	f	3	8	0	0	1	2	4	3	7	4	7	2	1	1	0	32
20	HOLLEY, CANDACE	c	7	15	0	0	2	2	1	8	9	3	16	1	0	6	0	32
11	MIZELL, SYMOANE	g	5	12	1	3	0	0	0	3	3	3	11	7	0	0	2	32
12	MCCOLLINS, TIFFANY	g	1	9	0	1	0	0	1	7	8	4	2	2	2	0	0	21
4	VERGOS, ANNA		0	2	0	0	0	0	0	0	0	0	0	0	1	0	0	7
21	MARNER, CHINYERE		0	0	0	0	0	0	1	1	2	1	0	0	1	0	0	6
30	DURHAM, LAURIE		1	1	0	0	0	0	1	1	2	0	2	0	0	0	0	5
13	HENRY, TREKINNA		--	--	--	--	--	--	--	--	--	--	--	--	--	--	--	DNP
03	SMITH, JASHAYIA		--	--	--	--	--	--	--	--	--	--	--	--	--	--	--	DNP
05	GALISON, DANIELLE		--	--	--	--	--	--	--	--	--	--	--	--	--	--	--	DNP
14	HENRY, TREKIMA		--	--	--	--	--	--	--	--	--	--	--	--	--	--	--	DNP
15	AUSTIN, LATREVA		--	--	--	--	--	--	--	--	--	--	--	--	--	--	--	DNP
32	JORDAN, RASHELL		--	--	--	--	--	--	--	--	--	--	--	--	--	--	--	DNP
	Team Totals								3	3	6				0			
	TOTALS		22	58	3	12	3	4	11	26	37	17	50	12	6	7	3	160

Deadball Rebounds: 1, 0: 1

Tot FG %: 1st Half: 13-32 .406	2nd Half: 9-26 .346	Game: .379
3-Pt FG %: 1st Half: 2- 5 .400	2nd Half: 1- 7 .143	Game: .250
FT % : 1st Half: 2- 2 1.000	2nd Half: 1- 2 .500	Game: .750

LAWRENCE COUNTY HIGH SCHOOL (31-3)

	LAW (HOME)		Total FG	Total AT	3-Pts FG	3-Pts AT	FT	FT AT	Rebounds OF	Rebounds DF	Rebounds To	PF	TP	A	TO	BK	ST	MN
15	WALLACE, MIRANDA	f	0	3	0	0	0	0	2	0	2	0	0	0	0	0	0	15
21	LOOP, KIM	f	5	10	0	0	1	1	2	4	6	1	11	0	1	0	1	27
41	BERRY, MARY BETH	c	5	12	0	0	4	6	2	4	6	2	14	0	0	0	0	29
33	SMITH, KATIE	g	2	10	0	5	5	9	2	5	7	1	9	4	4	1	1	32
35	HARTSFIELD, WENDI	g	1	9	1	2	2	2	4	5	9	2	5	3	1	0	1	32
24	PERKINS, SHADONDA		2	4	0	0	0	1	0	0	0	1	4	1	0	0	0	9
10	BRACKIN, ARLEIGH		2	4	2	3	3	5	1	1	2	0	9	0	0	0	0	16
12	EDWARDS, MANDY		--	--	--	--	--	--	--	--	--	--	--	--	--	--	--	DNP
23	HOLT, ALLISON		--	--	--	--	--	--	--	--	--	--	--	--	--	--	--	DNP
30	JOHNSTON, ASHLEY		--	--	--	--	--	--	--	--	--	--	--	--	--	--	--	DNP
42	EVANS, EMILY		--	--	--	--	--	--	--	--	--	--	--	--	--	--	--	DNP
44	MILLER, LINDSEY		--	--	--	--	--	--	--	--	--	--	--	--	--	--	--	DNP
45	THOMPSON, BRYNN		--	--	--	--	--	--	--	--	--	--	--	--	--	--	--	DNP
50	CHANDLER, HAYLE		--	--	--	--	--	--	--	--	--	--	--	--	--	--	--	DNP
	Team Totals								1	6	7				0			
	TOTALS		17	52	3	10	15	24	14	25	39	7	52	8	6	1	3	160

Deadball Rebounds: 4, 0: 4

Tot FG %: 1st Half: 11-33 .333	2nd Half: 6-19 .316	Game: .327
3-Pt FG %: 1st Half: 2- 6 .333	2nd Half: 1- 4 .250	Game: .300
FT % : 1st Half: 5- 7 .714	2nd Half: 10-17 .588	Game: .625

OFFICIALS:
Technical Fouls: WHST SCOREBOOK ERROR
Attendance:

	1st	2nd	3rd	4th
	16	30	36	50
	14	29	41	52

	1st	2nd	OT	OT	Tot
WHST	30	20			50
~~LAW~~	~~29~~	~~23~~			52

OFFICIAL NCAA BASKETBALL BOX SCORE - FIRST HALF

WHITE STATION HIGH SCHOOL — Date: March 10, 1999

	WHST (VISITORS)		Total FG	Total AT	3-Pts FG	3-Pts AT	FT	FT AT	Rebounds OF	Rebounds DF	Rebounds To	PF	TP	A	TO	BK	ST	MN
10	SMITH, REBECCA	f	4	6	2	4	0	0	0	0	0	1	10	0	1	0	1	11
33	ROBERSON, TIFFANI	f	3	6	0	0	0	0	2	3	5	1	6	1	0	1	0	16
20	HOLLEY, CANDACE	c	2	7	0	0	2	2	1	1	2	2	6	1	0	4	0	16
11	MIZELL, SYMOANE	g	3	6	0	1	0	0	0	2	2	0	6	2	0	0	0	16
12	MCCOLLINS, TIFFANY	g	0	5	0	0	0	0	0	6	6	2	0	2	1	0	0	13
4	VERGOS, ANNA		0	1	0	0	0	0	0	0	0	0	0	0	0	0	0	5
21	MARNER, CHINYERE		0	0	0	0	0	0	0	1	1	0	0	0	0	0	0	2
30	DURHAM, LAURIE		1	1	0	0	0	0	1	0	1	0	2	0	0	0	0	1
3	SMITH, JASHAYIA		0	0	0	0	0	0	0	0	0	0	0	0	0	0	0	--
5	GALISON, DANIELLE		0	0	0	0	0	0	0	0	0	0	0	0	0	0	0	--
14	HENRY, TREKIMA		0	0	0	0	0	0	0	0	0	0	0	0	0	0	0	--
15	AUSTIN, LATREVA		0	0	0	0	0	0	0	0	0	0	0	0	0	0	0	--
32	JORDAN, RASHELL		0	0	0	0	0	0	0	0	0	0	0	0	0	0	0	--
	Team Totals								1	0	1				0			
	TOTALS		13	32	2	5	2	2	5	13	18	6	30	6	2	5	1	80

Deadball Rebounds: 0, 0: 0

Tot FG %: 1st Half: 13-32 .406
3-Pt FG %: 1st Half: 2- 5 .400
FT % : 1st Half: 2- 2 1.000

LAWRENCE COUNTY HIGH SCHOOL

	LAW (HOME)		Total FG	Total AT	3-Pts FG	3-Pts AT	FT	FT AT	Rebounds OF	Rebounds DF	Rebounds To	PF	TP	A	TO	BK	ST	MN
15	WALLACE, MIRANDA	f	0	3	0	0	0	0	2	0	2	0	0	0	0	0	0	12
21	LOOP, KIM	f	4	6	0	0	1	1	2	4	6	0	9	0	1	0	0	14
41	BERRY, MARY BETH	c	4	8	0	0	1	2	1	3	4	1	9	0	0	0	0	13
33	SMITH, KATIE	g	0	6	0	3	1	2	0	3	3	0	1	3	1	0	1	16
35	HARTSFIELD, WENDI	g	1	6	1	2	2	2	4	2	6	1	5	1	0	0	0	16
12	EDWARDS, MANDY		0	0	0	0	0	0	0	0	0	0	0	0	0	0	0	--
24	PERKINS, SHADONDA		1	3	0	0	0	0	0	0	0	1	2	1	0	0	0	5
10	BRACKIN, ARLEIGH		1	1	1	1	0	0	0	0	0	0	3	0	0	0	0	4
23	HOLT, ALLISON		0	0	0	0	0	0	0	0	0	0	0	0	0	0	0	--
30	JOHNSTON, ASHLEY		0	0	0	0	0	0	0	0	0	0	0	0	0	0	0	--
42	EVANS, EMILY		0	0	0	0	0	0	0	0	0	0	0	0	0	0	0	--
44	MILLER, LINDSEY		0	0	0	0	0	0	0	0	0	0	0	0	0	0	0	--
45	THOMPSON, BRYNN		0	0	0	0	0	0	0	0	0	0	0	0	0	0	0	--
50	CHANDLER, HAYLE		0	0	0	0	0	0	0	0	0	0	0	0	0	0	0	--
	Team Totals								0	2	2				0			
	TOTALS		11	33	2	6	5	7	9	14	23	3	29	5	2	0	1	80

Deadball Rebounds: 2, 0: 2

Tot FG %: 1st Half: 11-33 .333
3-Pt FG %: 1st Half: 2- 6 .333
FT % : 1st Half: 5- 7 .714

	1st	2nd	OT	OT	Tot
WHST	30				30
LAW	29				29

OFFICIALS:
Technical Fouls:
Attendance:

OFFICIAL NCAA BASKETBALL BOX SCORE
OAK RIDGE HIGH SCHOOL

Site: MURFREESBORO, TENNESSEE
Date: March 12, 1999

	ORDG (VISITORS)		Total FG	Total AT	3-Pts FG	3-Pts AT	FT	FT AT	Rebounds OF	Rebounds DF	Rebounds To	PF	TP	A	TO	BK	ST	MN
32	HENDERSON, JASMINE	f	2	4	0	0	0	0	1	2	3	4	4	0	1	0	1	16
34	MCGINNIS, LINDSAY	f	5	11	4	9	2	3	0	4	4	3	16	2	3	0	1	27
40	WILSON, JENNIFER	c	6	11	0	0	4	4	1	9	10	3	16	4	3	0	1	30
12	LONG, BRANDI	g	0	1	0	1	2	4	0	0	0	3	2	2	5	0	5	32
20	BARNARD, DANIELLE	g	5	11	0	1	8	9	0	4	4	2	18	6	5	0	1	31
52	KING, JAMEKIA		4	7	0	0	3	4	4	1	5	1	11	0	0	1	2	22
30	POLFUS, NICOLE		0	0	0	0	0	0	0	0	0	0	0	0	0	0	0	1
42	ROBINSON, RENEE		0	0	0	0	0	0	0	0	0	1	0	0	0	0	0	1
44	HINTON, ERIN		--	--	--	--	--	--	--	--	--	--	--	--	--	--	--	DNP
10	GIBSON, NIKKI		--	--	--	--	--	--	--	--	--	--	--	--	--	--	--	DNP
14	HENDERSON, DEWANNA		--	--	--	--	--	--	--	--	--	--	--	--	--	--	--	DNP
22	POLFUS, ELIZABETH		--	--	--	--	--	--	--	--	--	--	--	--	--	--	--	DNP
24	LONG, STACI		--	--	--	--	--	--	--	--	--	--	--	--	--	--	--	DNP
	Team Totals								2	4	6				0			
	TOTALS		22	45	4	11	19	24	8	24	32	17	67	14	17	1	11	160

Deadball Rebounds: 1, 0: 1

Tot FG %: 1st Half: 11-25 .440	2nd Half: 11-20 .550	Game: .489
3-Pt FG %: 1st Half: 2- 5 .400	2nd Half: 2- 6 .333	Game: .364
FT % : 1st Half: 6- 6 1.000	2nd Half: 13-18 .722	Game: .792

LAWRENCE COUNTY HIGH SCHOOL

	LAW (HOME)		Total FG	Total AT	3-Pts FG	3-Pts AT	FT	FT AT	Rebounds OF	Rebounds DF	Rebounds To	PF	TP	A	TO	BK	ST	MN
21	LOOP, KIM	f	4	9	0	0	2	5	6	4	10	4	10	0	0	0	0	26
35	HARTSFIELD, WENDI	f	8	10	1	2	0	0	0	1	1	4	17	0	2	0	0	17
41	BERRY, MARY BETH	c	2	9	0	0	2	4	2	2	4	3	6	2	4	0	0	29
15	WALLACE, MIRANDA	g	2	5	1	2	0	0	0	1	1	0	5	0	0	0	0	13
33	SMITH, KATIE	g	5	11	0	3	0	0	1	5	6	4	10	4	5	3	6	32
10	BRACKIN, ARLEIGH		1	6	1	6	0	0	1	2	3	1	3	2	3	0	1	25
24	PERKINS, SHADONDA		2	6	0	1	4	4	2	1	3	1	8	0	2	1	1	16
30	JOHNSTON, ASHLEY		0	1	0	1	0	0	1	0	1	1	0	0	0	0	0	2
12	EDWARDS, MANDY		--	--	--	--	--	--	--	--	--	--	--	--	--	--	--	DNP
23	HOLT, ALLISON		--	--	--	--	--	--	--	--	--	--	--	--	--	--	--	DNP
42	EVANS, EMILY		--	--	--	--	--	--	--	--	--	--	--	--	--	--	--	DNP
44	MILLER, LINDSEY		--	--	--	--	--	--	--	--	--	--	--	--	--	--	--	DNP
45	THOMPSON, BRYNN		--	--	--	--	--	--	--	--	--	--	--	--	--	--	--	DNP
50	CHANDLER, HAYLE		--	--	--	--	--	--	--	--	--	--	--	--	--	--	--	DNP
	Team Totals								0	3	3				0			
	TOTALS		24	57	3	15	8	13	13	19	32	18	59	8	16	4	8	160

Deadball Rebounds: 1, 0: 1

Tot FG %: 1st Half: 9-28 .321	2nd Half: 15-29 .517	Game: .421
3-Pt FG %: 1st Half: 2- 7 .286	2nd Half: 1- 8 .125	Game: .200
FT % : 1st Half: 2- 5 .400	2nd Half: 6- 8 .750	Game: .615

	1st	2nd	OT	OT	Tot
ORDG	30	37			67
LAW	22	37			59

OFFICIALS:
Technical Fouls: none
Attendance:

ORDG 1st 10 3rd 50
Law = 11 47

FIRST-HALF BOX SCORE
NOT AVAILABLE FOR THIS GAME

If you have this information please
notify or email a scan to tssaa@tssaa.org.

1998 Class AAA State Girls' Basketball Tournament

March 11 - March 14, 1998 · Middle Tennessee State University - Murfreesboro

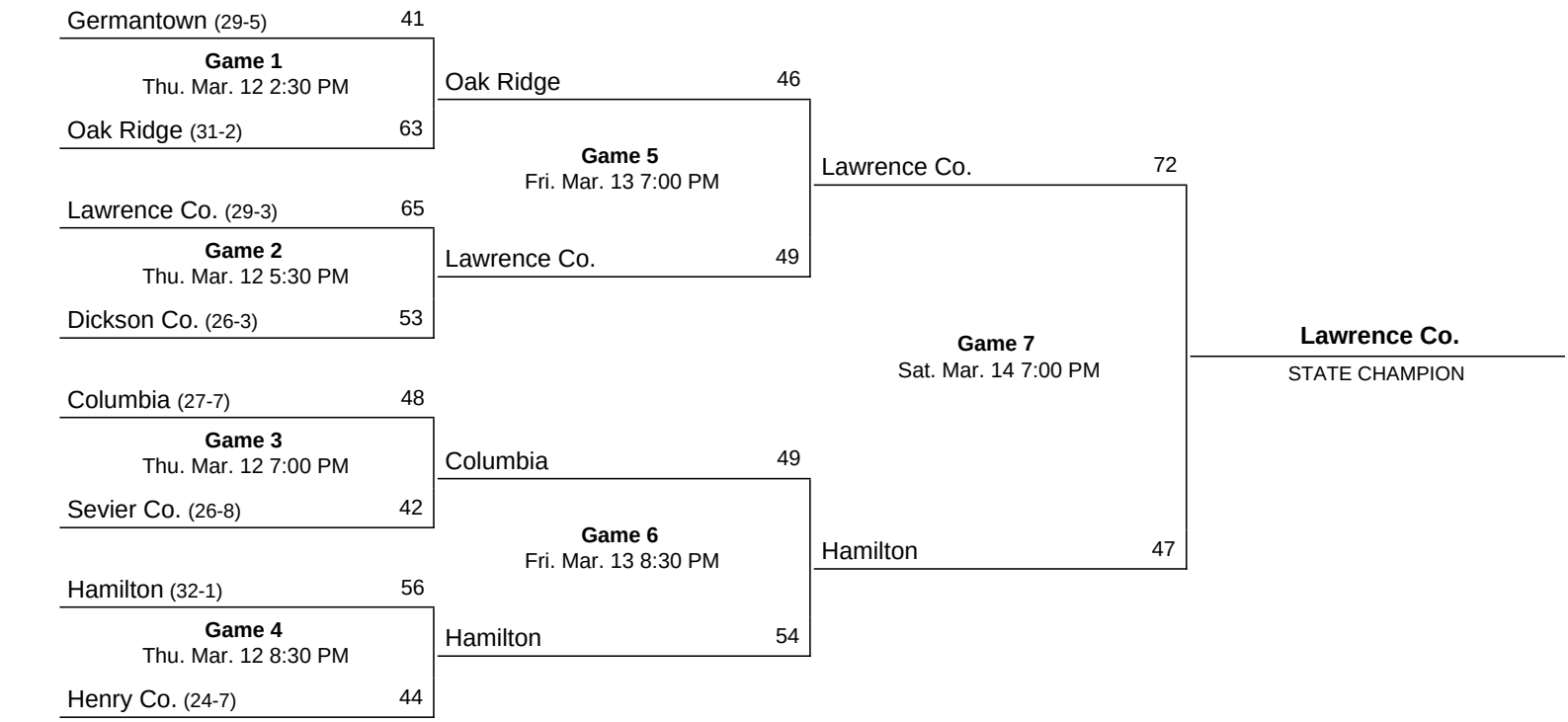

OFFICIAL NCAA BASKETBALL BOX SCORE
Dickson County High School (26-4)

Site: Murfreesboro, Tenn.
Date: March 12, 1998

	DCHS (VISITORS)		Total FG	Total AT	3-Pts FG	3-Pts AT	FT	FT AT	Rebounds OF	Rebounds DF	Rebounds To	PF	TP	A	TO	BK	ST	MN
24	Warfield, Miranda	f	4	11	1	6	3	4	2	4	6	4	12	5	5	0	2	32
34	Fambrough, Jennifer	f	4	9	0	1	0	0	4	4	8	4	8	1	1	0	2	30
32	Stringer, Amanda	c	8	16	0	1	2	2	0	7	7	2	18	1	2	4	0	32
12	Harper, Shelitta	g	6	7	0	0	1	2	1	1	2	4	13	4	3	0	2	28
20	Mattio, Kristen	g	1	4	0	2	0	0	1	0	1	4	2	1	3	0	2	32
14	Daniel, Dorothy		0	0	0	0	0	0	0	0	0	0	0	0	0	0	0	2
10	Greer, Chynethia		0	3	0	2	0	0	1	0	1	1	0	0	0	0	0	4
22	Overton, Felisha		--	--	--	--	--	--	--	--	--	--	--	--	--	--	--	DNP
30	England, Lori		--	--	--	--	--	--	--	--	--	--	--	--	--	--	--	DNP
40	Reynolds, Jana		--	--	--	--	--	--	--	--	--	--	--	--	--	--	--	DNP
44	Corlew, Kim		--	--	--	--	--	--	--	--	--	--	--	--	--	--	--	DNP
50	Osborne, Katy		--	--	--	--	--	--	--	--	--	--	--	--	--	--	--	DNP
	Team Totals								0	4	4				0			
	TOTALS		23	50	1	12	6	8	9	20	29	19	53	12	14	4	8	160

Deadball Rebounds: 1, 0: 1

Tot FG %: 1st Half: 11-27	.407	2nd Half: 12-23	.522	Game:	.460
3-Pt FG %: 1st Half: 0- 5	.000	2nd Half: 1- 7	.143	Game:	.083
FT % : 1st Half: 3- 4	.750	2nd Half: 3- 4	.750	Game:	.750

Lawrence County High School (30-3)

	LCHS (HOME)		Total FG	Total AT	3-Pts FG	3-Pts AT	FT	FT AT	Rebounds OF	Rebounds DF	Rebounds To	PF	TP	A	TO	BK	ST	MN
33	Smith, Katie	f	7	15	1	3	4	4	2	3	5	3	19	2	1	0	2	31
35	Hartsfield, Wendi	f	4	9	0	2	4	4	1	2	3	1	12	0	4	0	0	32
44	Bean, Brandi	c	8	14	1	3	2	3	2	4	6	2	19	3	2	0	1	31
23	Goodwin, Kayla	g	2	3	1	1	2	2	2	1	3	4	7	4	3	0	3	32
24	Saxon, Melody	g	3	9	0	1	2	4	3	7	10	2	8	2	1	0	1	28
15	Wallace, Miranda		0	1	0	0	0	0	0	0	0	0	0	0	0	0	0	1
21	Loop, Kim		0	0	0	0	0	0	0	2	2	0	0	0	0	0	0	5
50	Rohling, Trish		0	0	0	0	0	0	0	0	0	0	0	0	0	0	0	0+
10	Shultz, Katie		--	--	--	--	--	--	--	--	--	--	--	--	--	--	--	DNP
12	Edwards, Mandy		--	--	--	--	--	--	--	--	--	--	--	--	--	--	--	DNP
30	Johnston, Ashley		--	--	--	--	--	--	--	--	--	--	--	--	--	--	--	DNP
45	Thompson, Brynn		--	--	--	--	--	--	--	--	--	--	--	--	--	--	--	DNP
	Team Totals								0	0	0				0			
	TOTALS		24	51	3	10	14	17	10	19	29	12	65	11	11	0	7	160

Deadball Rebounds: 0, 0: 0

Tot FG %: 1st Half: 9-29	.310	2nd Half: 15-22	.682	Game:	.471
3-Pt FG %: 1st Half: 1- 8	.125	2nd Half: 2- 2	1.000	Game:	.300
FT % : 1st Half: 3- 4	.750	2nd Half: 11-13	.846	Game:	.824

OFFICIALS: Sharon Wilson, Paul Grayson, Ken Melton

	1st	2nd	OT	OT	Tot
DCHS	12	41			53
LCHS	9	12			65

OFFICIAL NCAA BASKETBALL BOX SCORE - FIRST HALF

Dickson County High School

Date: March 12, 1998

	DCHS (VISITORS)		Total FG	Total AT	3-Pts FG	3-Pts AT	FT	FT AT	Rebounds OF	Rebounds DF	Rebounds To	PF	TP	A	TO	BK	ST	MN
24	Warfield, Miranda	f	0	4	0	3	1	2	0	3	3	1	1	2	0	0	2	16
34	Fambrough, Jennifer	f	2	6	0	0	0	0	3	3	6	2	4	1	0	0	1	14
32	Stringer, Amanda	c	5	10	0	1	2	2	0	4	4	0	12	1	1	3	0	16
12	Harper, Shelitta	g	4	5	0	0	0	0	0	0	0	3	8	2	2	0	1	15
20	Mattio, Kristen	g	0	1	0	1	0	0	0	0	0	1	0	1	2	0	2	16
14	Daniel, Dorothy		0	0	0	0	0	0	0	0	0	0	0	0	0	0	0	2
10	Greer, Chynethia		0	1	0	0	0	0	1	0	1	0	0	0	0	0	0	1
22	Overton, Felisha		0	0	0	0	0	0	0	0	0	0	0	0	0	0	0	--
30	England, Lori		0	0	0	0	0	0	0	0	0	0	0	0	0	0	0	--
40	Reynolds, Jana		0	0	0	0	0	0	0	0	0	0	0	0	0	0	0	--
44	Corlew, Kim		0	0	0	0	0	0	0	0	0	0	0	0	0	0	0	--
50	Osborne, Katy		0	0	0	0	0	0	0	0	0	0	0	0	0	0	0	--
	Team Totals								0	3	3				0			
	TOTALS		11	27	0	5	3	4	4	13	17	7	25	7	5	3	6	80

Deadball Rebounds: 0, 0: 0

Tot FG %: 1st Half: 11-27 .407
3-Pt FG %: 1st Half: 0- 5 .000
FT % : 1st Half: 3- 4 .750

Lawrence County High School

	LCHS (HOME)		Total FG	Total AT	3-Pts FG	3-Pts AT	FT	FT AT	Rebounds OF	Rebounds DF	Rebounds To	PF	TP	A	TO	BK	ST	MN
33	Smith, Katie	f	5	11	1	3	2	2	2	2	4	2	13	1	0	0	0	15
35	Hartsfield, Wendi	f	0	3	0	2	0	0	1	2	3	0	0	0	3	0	0	16
44	Bean, Brandi	c	4	9	0	2	0	0	1	2	3	2	8	1	1	0	0	15
23	Goodwin, Kayla	g	0	1	0	0	0	0	2	1	3	1	0	2	2	0	2	16
24	Saxon, Melody	g	0	4	0	1	1	2	2	4	6	1	1	0	1	0	0	12
15	Wallace, Miranda		0	1	0	0	0	0	0	0	0	0	0	0	0	0	0	1
21	Loop, Kim		0	0	0	0	0	0	0	2	2	0	0	0	0	0	0	5
50	Rohling, Trish		0	0	0	0	0	0	0	0	0	0	0	0	0	0	0	--
10	Shultz, Katie		0	0	0	0	0	0	0	0	0	0	0	0	0	0	0	--
12	Edwards, Mandy		0	0	0	0	0	0	0	0	0	0	0	0	0	0	0	--
30	Johnston, Ashley		0	0	0	0	0	0	0	0	0	0	0	0	0	0	0	--
45	Thompson, Brynn		0	0	0	0	0	0	0	0	0	0	0	0	0	0	0	--
	Team Totals								0	0	0				0			
	TOTALS		9	29	1	8	3	4	8	13	21	6	22	4	7	0	2	80

Deadball Rebounds: 0, 0: 0

Tot FG %: 1st Half: 9-29 .310
3-Pt FG %: 1st Half: 1- 8 .125
FT % : 1st Half: 3- 4 .750

	1st	2nd	OT	OT	Tot
DCHS	25				25
LCHS	22				22

OFFICIALS: Sharon Wilson, Paul Grayson, Ken Melton
Technical Fouls:

OFFICIAL NCAA BASKETBALL BOX SCORE
Lawrence County High School (31-3)

Site: Murfreesboro, Tenn.
Date: March 13, 1998

	LCHS (VISITORS)		Total FG	Total AT	3-Pts FG	3-Pts AT	FT	AT	Rebounds OF	Rebounds DF	Rebounds To	PF	TP	A	TO	BK	ST	MN
24	Saxon, Melody	f	7	14	1	5	1	4	4	5	9	1	16	0	5	0	0	32
35	Hartsfield, Wendi	f	5	9	0	1	3	4	1	2	3	3	13	2	4	0	1	32
44	Bean, Brandi	c	5	9	0	0	3	4	1	1	2	2	13	2	2	0	1	30
23	Goodwin, Kayla	g	0	4	0	2	3	4	0	2	2	2	3	2	5	0	1	28
33	Smith, Katie	g	2	4	0	1	0	0	1	4	5	2	4	2	2	1	3	32
21	Loop, Kim		0	0	0	0	0	0	0	0	0	0	0	0	0	0	0	2
15	Wallace, Miranda		0	1	0	0	0	0	0	0	0	1	0	0	0	0	0	4
10	Shultz, Katie		--	--	--	--	--	--	--	--	--	--	--	--	--	--	--	DNP
12	Edwards, Mandy		--	--	--	--	--	--	--	--	--	--	--	--	--	--	--	DNP
30	Johnston, Ashley		--	--	--	--	--	--	--	--	--	--	--	--	--	--	--	DNP
45	Thompson, Brynn		--	--	--	--	--	--	--	--	--	--	--	--	--	--	--	DNP
50	Rohling, Trish		--	--	--	--	--	--	--	--	--	--	--	--	--	--	--	DNP
	Team Totals								0	0	0				0			
	TOTALS		19	41	1	9	10	16	7	14	21	11	49	8	18	1	6	160

Deadball Rebounds: 3, 0: 3

Tot FG %:	1st Half:	10-26	.385	2nd Half:	9-15	.600	Game:	.463
3-Pt FG %:	1st Half:	0- 5	.000	2nd Half:	1- 4	.250	Game:	.111
FT % :	1st Half:	4- 8	.500	2nd Half:	6- 8	.750	Game:	.625

Oak Ridge High School (32-3)

	ORHS (HOME)		Total FG	Total AT	3-Pts FG	3-Pts AT	FT	AT	Rebounds OF	Rebounds DF	Rebounds To	PF	TP	A	TO	BK	ST	MN
32	Henderson, Jasmine	f	2	3	1	1	1	2	2	1	3	4	6	3	3	0	5	26
40	Wilson, Jennifer	f	9	16	0	0	0	0	1	6	7	4	18	1	5	0	1	31
50	Campbell, Whitley	c	1	4	1	3	0	0	1	4	5	3	3	0	2	0	1	20
12	Long, Brandi	g	0	2	0	2	0	0	0	0	0	1	0	5	2	0	0	30
20	Barnard, Danielle	g	4	9	0	1	4	5	2	2	4	2	12	2	6	0	1	30
34	McGinnis, Lindsay		1	2	1	2	0	0	0	1	1	1	3	0	2	0	0	9
42	Robinson, Renee		2	4	0	0	0	0	1	2	3	0	4	0	0	0	2	13
30	Polfus, Nicole		0	1	0	0	0	0	0	0	0	0	0	0	0	0	0	2
14	Dziedzic, Jenney		0	0	0	0	0	0	0	0	0	0	0	0	0	0	0	0+
44	Hinton, Erin		--	--	--	--	--	--	--	--	--	--	--	--	--	--	--	DNP
52	King, Jameka		--	--	--	--	--	--	--	--	--	--	--	--	--	--	--	DNP
54	Jordan, Brandi		--	--	--	--	--	--	--	--	--	--	--	--	--	--	--	DNP
	Team Totals								0	2	2				0			
	TOTALS		19	41	3	9	5	7	7	18	25	15	46	11	20	0	10	160

Deadball Rebounds: 3, 0: 3

Tot FG %:	1st Half:	10-22	.455	2nd Half:	9-19	.474	Game:	.463
3-Pt FG %:	1st Half:	1- 4	.250	2nd Half:	2- 5	.400	Game:	.333
FT % :	1st Half:	2- 3	.667	2nd Half:	3- 4	.750	Game:	.714

	1st	2nd	OT	OT	Tot
LCHS	24	25			49
ORHS	23	23			46

OFFICIALS: Jim Gardner, Sharon Wilson, Larry Crum
Technical Fouls: none
Attendance: TBA
Comments: TSSAA Class AAA Girls State Tournament -- Semifinals

LCHS | 11 | 13 | 13 | 12
ORHS | 13 | 10 | 11 | 12

FIRST-HALF BOX SCORE
NOT AVAILABLE FOR THIS GAME

If you have this information please
notify or email a scan to tssaa@tssaa.org.

OFFICIAL NCAA BASKETBALL BOX SCORE
Hamilton High School (34-2)

Site: Murfreesboro, Tenn.
Date: March 14, 1998

Ham (VISITORS)			Total FG	Total AT	3-Pts FG	3-Pts AT	FT	FT AT	Rebounds OF	Rebounds DF	Rebounds To	PF	TP	A	TO	BK	ST	MN
31	Hodges, Alshaa	f	4	14	3	10	0	0	0	3	3	2	11	1	7	0	1	31
45	Johnson, Tara	f	2	3	0	0	0	2	2	4	6	2	4	0	2	2	0	10
25	Hillman, Brandi	c	4	9	0	0	3	8	3	9	12	3	11	0	2	3	1	27
10	Nolan, Jamie	g	5	8	0	0	3	6	1	0	1	3	13	6	4	0	0	32
14	Bailey, Shasta	g	1	7	0	0	0	0	0	0	0	4	2	1	2	0	1	20
33	Montgomery, Catriece		3	4	0	0	0	0	3	4	7	2	6	0	1	1	1	18
12	Page, Temekia		0	1	0	0	0	0	1	0	1	1	0	0	1	0	0	7
15	Bridgeforth, Leslie		0	7	0	7	0	0	0	0	0	0	0	0	2	0	0	11
24	Smith, Courtney		0	0	0	0	0	0	0	0	0	0	0	0	0	0	0	2
5	Johnson, Alexis		0	0	0	0	0	0	0	0	0	0	0	0	0	0	0	1
32	Prude, Tara		0	0	0	0	0	0	1	1	2	0	0	0	0	0	0	1
03	Davis, Valerie		--	--	--	--	--	--	--	--	--	--	--	--	--	--	--	DNP
22	Stewart, Laura		--	--	--	--	--	--	--	--	--	--	--	--	--	--	--	DNP
30	Saunders, Kim		--	--	--	--	--	--	--	--	--	--	--	--	--	--	--	DNP
44	Taylor, Lucinda		--	--	--	--	--	--	--	--	--	--	--	--	--	--	--	DNP
	Team Totals								1	1	2				0			
	TOTALS		19	53	3	17	6	16	12	22	34	17	47	8	21	6	4	160

Deadball Rebounds: 5, 0: 5

Tot FG %:	1st Half:	13-27	.481	2nd Half:	6-26	.231	Game:	.358
3-Pt FG %:	1st Half:	1- 7	.143	2nd Half:	2-10	.200	Game:	.176
FT % :	1st Half:	3- 8	.375	2nd Half:	3- 8	.375	Game:	.375

Lawrence County High School (32-3)

LCHS (HOME)			Total FG	Total AT	3-Pts FG	3-Pts AT	FT	FT AT	Rebounds OF	Rebounds DF	Rebounds To	PF	TP	A	TO	BK	ST	MN
24	Saxon, Melody	f	12	20	2	5	5	6	6	7	13	2	31	0	4	0	4	31
35	Hartsfield, Wendi	f	4	11	1	4	3	4	1	3	4	1	12	1	2	0	0	31
44	Bean, Brandi	c	3	11	0	1	7	7	2	6	8	3	13	3	1	2	1	30
23	Goodwin, Kayla	g	1	3	0	1	0	0	0	4	4	2	2	3	1	0	1	24
33	Smith, Katie	g	5	13	0	1	2	3	4	5	9	3	12	2	4	1	4	31
15	Wallace, Miranda		1	3	0	0	0	0	2	1	3	1	2	0	0	0	1	7
21	Loop, Kim		0	0	0	0	0	0	0	0	0	0	0	0	1	0	0	1
10	Shultz, Katie		0	0	0	0	0	0	0	1	1	0	0	0	0	0	0	1
12	Edwards, Mandy		0	0	0	0	0	0	0	0	0	0	0	0	0	0	0	1
30	Johnston, Ashley		0	0	0	0	0	0	0	0	0	1	0	0	0	0	1	1
45	Thompson, Brynn		0	1	0	0	0	0	0	0	0	0	0	0	1	0	0	1
50	Rohling, Trish		0	0	0	0	0	0	0	0	0	0	0	0	0	0	0	1
	Team Totals								0	0	0				0			
	TOTALS		26	62	3	12	17	20	15	27	42	13	72	9	14	3	12	160

Deadball Rebounds: 2, 0: 2

Tot FG %:	1st Half:	8-32	.250	2nd Half:	18-30	.600	Game:	.419
3-Pt FG %:	1st Half:	1- 6	.167	2nd Half:	2- 6	.333	Game:	.250
FT % :	1st Half:	14-17	.824	2nd Half:	3- 3	1.000	Game:	.850

	1st	2nd	OT	OT	Tot
Ham	30	17			47
LCHS	31	41			72

OFFICIALS: Steve Chauncy, Paul Grayson, Felicia Grinter
Technical Fouls: none
Attendance: 8825
Comments: TSSAA Class AAA Girls' State Tournament Championship Final

Ham 12 18 6 11
LCHS 17 14 22 19

OFFICIAL NCAA BASKETBALL BOX SCORE - FIRST HALF

Hamilton High School

Date: March 14, 1998

	Ham (VISITORS)		Total FG	Total AT	3-Pts FG	3-Pts AT	FT	FT AT	Rebounds OF	Rebounds DF	Rebounds To	PF	TP	A	TO	BK	ST	MN
31	Hodges, Alshaa	f	2	7	1	5	0	0	0	3	3	2	5	1	4	0	0	16
45	Johnson, Tara	f	1	2	0	0	0	2	2	2	4	2	2	0	1	2	0	7
25	Hillman, Brandi	c	4	6	0	0	1	2	2	7	9	2	9	0	2	3	1	16
10	Nolan, Jamie	g	3	5	0	0	2	4	0	0	0	2	8	4	2	0	0	16
14	Bailey, Shasta	g	1	3	0	0	0	0	0	0	0	3	2	0	0	0	0	11
33	Montgomery, Catriece		2	2	0	0	0	0	1	2	3	1	4	0	1	1	0	9
12	Page, Temekia		0	0	0	0	0	0	1	0	1	0	0	0	1	0	0	1
15	Bridgeforth, Leslie		0	2	0	2	0	0	0	0	0	0	0	0	0	0	0	4
3	Davis, Valerie		0	0	0	0	0	0	0	0	0	0	0	0	0	0	0	--
5	Johnson, Alexis		0	0	0	0	0	0	0	0	0	0	0	0	0	0	0	--
22	Stewart, Laura		0	0	0	0	0	0	0	0	0	0	0	0	0	0	0	--
24	Smith, Courtney		0	0	0	0	0	0	0	0	0	0	0	0	0	0	0	--
30	Saunders, Kim		0	0	0	0	0	0	0	0	0	0	0	0	0	0	0	--
32	Prude, Tara		0	0	0	0	0	0	0	0	0	0	0	0	0	0	0	--
44	Taylor, Lucinda		0	0	0	0	0	0	0	0	0	0	0	0	0	0	0	--
	Team Totals								0	0	0				0			
	TOTALS		13	27	1	7	3	8	6	14	20	12	30	5	11	6	1	80

Deadball Rebounds: 3, 0: 3

Tot FG %: 1st Half: 13-27 .481
3-Pt FG %: 1st Half: 1- 7 .143
FT % : 1st Half: 3- 8 .375

Lawrence County High School

	LCHS (HOME)		Total FG	Total AT	3-Pts FG	3-Pts AT	FT	FT AT	Rebounds OF	Rebounds DF	Rebounds To	PF	TP	A	TO	BK	ST	MN
24	Saxon, Melody	f	4	9	0	2	3	4	3	3	6	0	11	0	2	0	1	16
35	Hartsfield, Wendi	f	2	5	1	2	3	4	1	1	2	1	8	0	2	0	0	16
44	Bean, Brandi	c	0	6	0	1	6	6	2	2	4	1	6	2	0	0	0	16
23	Goodwin, Kayla	g	0	1	0	0	0	0	0	1	1	2	0	1	0	0	1	9
33	Smith, Katie	g	1	8	0	1	2	3	3	2	5	2	4	0	2	0	3	16
15	Wallace, Miranda		1	3	0	0	0	0	2	1	3	1	2	0	0	0	1	7
10	Shultz, Katie		0	0	0	0	0	0	0	0	0	0	0	0	0	0	0	--
12	Edwards, Mandy		0	0	0	0	0	0	0	0	0	0	0	0	0	0	0	--
21	Loop, Kim		0	0	0	0	0	0	0	0	0	0	0	0	0	0	0	--
30	Johnston, Ashley		0	0	0	0	0	0	0	0	0	0	0	0	0	0	0	--
45	Thompson, Brynn		0	0	0	0	0	0	0	0	0	0	0	0	0	0	0	--
50	Rohling, Trish		0	0	0	0	0	0	0	0	0	0	0	0	0	0	0	--
	Team Totals								0	0	0				0			
	TOTALS		8	32	1	6	14	17	11	10	21	7	31	3	6	0	6	80

Deadball Rebounds: 2, 0: 2

Tot FG %: 1st Half: 8-32 .250
3-Pt FG %: 1st Half: 1- 6 .167
FT % : 1st Half: 14-17 .824

Ham 12 18
LCHS 17 14

	1st	2nd	OT	OT	Tot
Ham	30				30
LCHS	31				31

OFFICIALS: Steve Chauncy, Paul Grayson, Felicia Grinter
Technical Fouls:
Attendance:
Comments: TSSAA Class AAA Girls' State Tournament Championship Final

1966 State Girls' Basketball Tournament

March 22 - March 26, 1966

First Round

Maury (27-3) 60
Wed. Mar. 23 4:00 PM
Marshall Co. (23-3) 49

White Co. (20-7) 51
Wed. Mar. 23 2:30 PM
Obion Co. (22-2) 40

Maplewood (26-0) 66
Wed. Mar. 23 9:00 PM
Kingston (24-5) 41

Walland (26-3) 42
Wed. Mar. 23 7:30 PM
J. South Side (22-5) 40

Friendsville (30-2) 63
Tue. Mar. 22 9:00 PM
Lawrenceburg (29-2) 56

Bradley Central (28-0) 81
Tue. Mar. 22 7:30 PM
Greenfield (25-5) 56

Somerville (28-0) 50
Tue. Mar. 22 4:00 PM
Hillsboro (23-3) 46

Lebanon (30-1) 70
Tue. Mar. 22 2:30 PM
Lexington (26-4) 46

Quarterfinals

Maury 55
Thu. Mar. 24 7:30 PM
White Co. 41

Maplewood 58
OT
Thu. Mar. 24 9:00 PM
Walland 57

Friendsville 67
Thu. Mar. 24 4:00 PM
Bradley Central 53

Somerville 66
Thu. Mar. 24 2:30 PM
Lebanon 62

Semifinals

Maury 43
Fri. Mar. 25 8:30 PM
Maplewood 41

Friendsville 65
OT
Fri. Mar. 25 7:00 PM
Somerville 60

Championship

Maury 52
Sat. Mar. 26 8:30 PM
Friendsville 47

Maury
STATE CHAMPION

Consolation Contests

Mar. 26 7:00 PM Third Place Maplewood 44, **Somerville 70** Stats

MURFREESBORO. TENN.

1966 GIRLS STATE TOURNAMENT	Team	1st	2nd	3rd	4th	Final
	Lawrence County	12	17	14	13	56
OFFICIALS: McDaniel - Kemp	Friendsville	14	21	17	11	63

Pos.	Team: Lawrence County / Players	Field Goals Att.	Made	%	Foul Shots Att.	Made	%	Reb.	Fouls	Total Points
54	Susan Simms	24	15		9	4		4	2	34
50	Arlene Snider	14	6		9	4		4	2	16
20	Ametra Hairrel	6	3		0	0		2	1	6
33	Carolyn Truitt							5	1	
32	Frances Alley							2	2	
12	Mary Davis							3	0	
44	Elaine Peppers							1	0	
52	Beverly Few								3	
	Team							7		
	TOTALS	44	24	54.5%	18	8	44.4%	38	18	56

Pos.	Team: Friendsville / Players	Field Goals Att.	Made	%	Foul Shots Att.	Made	%	Reb.	Fouls	Total Points
34	Jenny Crye	8	5		2	1		3	3	11
24	Doris Coppock	11	4		3	3		2	0	11
42	Julie Endsley	32	20		1	1		4	3	41
31	Judy Moore	1	0		2	0		4	2	0
25	Pat Donlap							2	1	
44	Jo Ann Breeden							9	3	
33	Connie Sowders							3	2	
	Team							1		
	TOTALS	52	29	55.8%	8	5	62.5%	28	14	63

GAME # 4

1965 State Girls' Basketball Tournament

March 16 - March 19, 1965

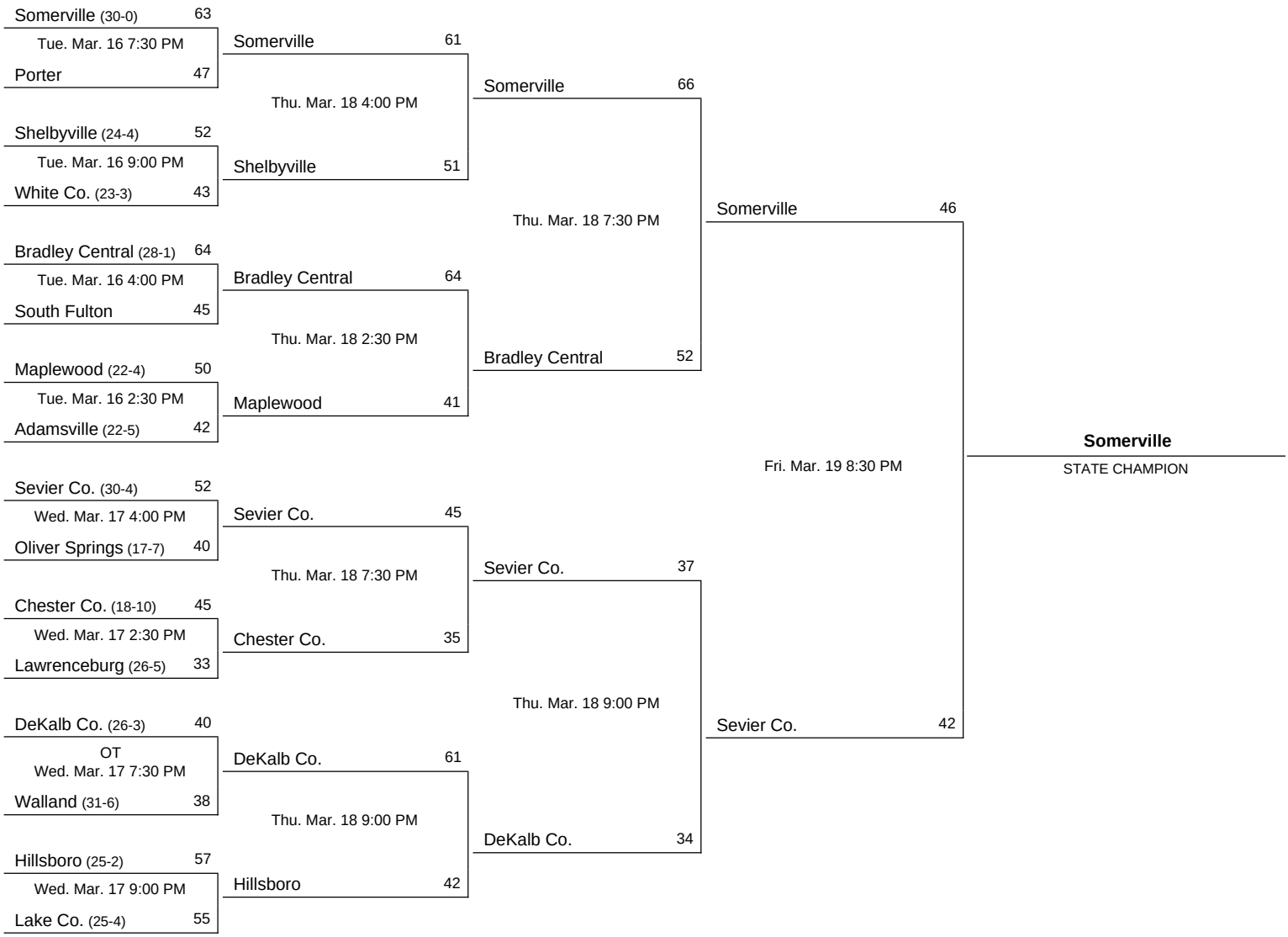

Consolation Contests

Mar. 19 7:00 PM Third Place **Bradley Central 49**, DeKalb Co. 34 **Stats**

MTSU GYMNASIUM
MURFREESBORO, TENN

TEAMS

1965 GIRLS STATE TOURNAMENT		1ST	2ND	3RD	4TH	FINAL
	Lawrenceburg	9	10	6	17	38
OFFICIALS J.C. Moore, Robin Coffman	Henderson	12	9	12	14	45

	TEAM: Lawrenceburg	FIELD GOALS			FOUL SHOTS					TOTAL
POS.	PLAYERS	ATT.	MADE	%	ATT.	MADE	%	REB	FOULS	POINTS
F	Frances Fanning	12	2		4	2		4	1	6
	Susan Simms	18	8		7	4		4	1	20
	Arlene Snider	6	2		4	3		4	3	7
G	Dianne Hill							2	2	
	Carolyn Truitt							10	0	
	Frances Alley							0	1	
	Carolin Snider							3	5	
	Ametha Harrell							1	1	
						Team		4		
	TOTALS	36	12	33.3	15	9	60%	28	14	33

	TEAM: Henderson	FIELD GOALS			FOUL SHOTS					TOTAL
POS.	PLAYERS	ATT.	MADE	%	ATT.	MADE	%	REB	FOULS	POINTS
F	Gail Dyer	26	10		16	10		3	1	30
	Judy Essary	6	2		2	2		5	2	6
	Debbie Barber	13	4		2	1		5	1	9
G	Linda Barber							13	4	
	Billine Hemby							3	3	
	Jeri Lee Davis							4	1	
						Team		3		
	TOTALS	45	16	35.5	20	13	65.0	37	12	45

Game # 5

1962 State Girls' Basketball Tournament

March 20 - March 24, 1962

First Round

Bradley Central (33-1) 52
Wed. Mar. 21 2:30 PM
Lawrenceburg (23-5) 43

Maury (26-1) 40
Wed. Mar. 21 4:00 PM
Dickson (24-3) 39

Smyrna (33-5) 45
Wed. Mar. 21 9:00 PM
Dresden (25-5) 26

Savannah (18-10) 59
Wed. Mar. 21 7:30 PM
Porter (27-7) 51

Walland (33-2) 54
Tue. Mar. 20 4:00 PM
Meigs Co. (17-11) 43

Rockvale (21-8) 36
Tue. Mar. 20 2:30 PM
Atwood (25-8) 33

Loretto (24-2) 38
Tue. Mar. 20 7:30 PM
Milan (26-3) 32

Hillsboro (21-7) 35
Tue. Mar. 20 9:00 PM
Somerville (25-2) 32

Quarterfinals

Bradley Central 56
Thu. Mar. 22 7:30 PM
Maury 39

Smyrna 56
Thu. Mar. 22 9:00 PM
Savannah 33

Walland 64
Thu. Mar. 22 2:30 PM
Rockvale 32

Loretto 64
Thu. Mar. 22 4:00 PM
Hillsboro 37

Semifinals

Bradley Central 34
Fri. Mar. 23 8:30 PM
Smyrna 22

Walland 48
Fri. Mar. 23 7:00 PM
Loretto 38

Championship

Bradley Central 46
Sat. Mar. 24 8:30 PM
Walland 30

Bradley Central
STATE CHAMPION

Consolation Contests

Mar. 24 7:00 PM Third Place Smyrna 49, **Loretto 50** Stats

12 of 25.

Maury	G	F	T	Dickson	G	F	T
Hill	9	11-12	29	Hayes	8	9-16	25
Manis	3	1-2	7	Taylor	1	1-2	3
Moric	1	2-2	4	Brown	3	3-5	9
Parrott g	0	0-0	0	Cannon	1	0-0	2
Chest'n g	0	0-0	0	Carter g	0	0-0	0
Derrick g	0	0-0	0	Hutchsn g	0	0-0	0
R'nwtr g	0	0-0	0	Roberts g	0	0-0	0
				Andrsn g	0	0-0	0
Totals	13	14-16	40	Totals	13	13-23	39

Maury	11	14	8	7—40
Dickson	10	10	10	9—39

Bradley	G	F	T	Lawre'urb	G	F	T
Lauder'le	A	5-9	23	Bonner	7	2-12	22
Delay	9	1-2	19	Snider	2	5-9	9
Owens	5	0-4	10	Hill	0	1-3	1
S. Ner'n g	0	0-0	0	Owens	5	1-2	11
May g	0	0-0	0	Jordan g	0	0-0	0
Owenby g	0	0-0	0	Johnson g	0	0-0	0
				Truitt g	0	0-0	0
Totals	23	6-15	52	Totals	14	15-16	43

Bradley County	12	14	14	12—52
Lawrenceburg	6	9	14	14—43