Bolton High School
Boys' Basketball
Arlington, TN

POSTSEASON HISTORY REPORT

GENERATED MAY 13, 2024

Summary

Championship Record: 24-11
Appearances (17): 2022, 1997, 1994, 1993, 1989, 1987, 1986, 1985, 1984, 1981, 1980, 1979, 1978, 1977, 1975, 1954, 1925
Finals Appearances/Runners-up (9): 1975, 1977, 1978, 1979, 1981, 1984, 1985, 1986, 1989
Championships (6): 1989, 1985, 1981, 1979, 1978, 1975

Finals Appearances

Year	Class	Award	Detail
1975	Small	Team Champions	(35-3)
1977	Class A	Team Runner-Up	
1978	Class A	Team Champions	(33-2)
1979	Class A	Team Champions	(37-1)
1981	Class A	Team Champions	(32-5)
1984	Class A	Team Runner-Up	
1985	Class A	Team Champions	(33-3)
1986	Class A	Team Runner-Up	
1989	Class AA	Team Champions	

Awards

Year	Award	Name	Class
1975	Most Valuable Player	Quinten Smith	Small
1978	Most Valuable Player	Otis Jackson	Class A
1979	Most Valuable Player	Cecil Dowell	Class A
1981	Most Valuable Player	Darrell Brown	Class A
1985	Most Valuable Player	Sylvester Gray	Class A
1986	Mr. Basketball	Sylvester Gray	Class A
1986	Most Valuable Player	Sylvester Gray	Class A
1989	Most Valuable Player	Lang Wiseman	Class AA

2022 Class 3A State Boys' Basketball Tournament

March 15 - March 19, 2022 · MTSU - Murphy Center

Official Basketball Box Score -- Game Totals -- Final Statistics

Bolton vs Stone Memorial

3/15/22 5:45 PM at Murphy Center (Murfreesboro, TN)

of Tennessee

Bolton 64 • 6-24

##	Player		Total FG-FGA	3-Ptr FG-FGA	FT-FTA	Rebounds Off	Def	Tot	PF	TP	A	TO	Blk	Stl	Min
00	Carter, Jamarius	*	10-23	3-7	2-5	1	0	1	2	25	2	1	0	3	28
02	Collins, Cornelius	*	8-23	2-7	0-2	0	1	1	4	18	3	1	0	3	30
03	Johnson, Dillion		0-1	0-0	0-0	2	1	3	0	0	2	0	0	0	6
04	Curry, Christian	*	3-10	0-5	0-0	4	2	6	5	6	2	0	0	3	22
05	Washington, E'derion		1-7	1-7	1-4	0	1	1	0	4	0	2	0	1	10
10	Ryan, Roderick	*	0-1	0-1	1-2	3	1	4	2	1	1	2	0	0	22
11	Garner, Radshad		0-0	0-0	0-0	0	1	1	1	0	0	0	0	0	4
12	Jenkins, Corey		3-6	0-1	1-2	4	5	9	1	7	1	1	0	1	18
13	Collins, Kylan		0-2	0-2	0-0	0	0	0	0	0	0	0	0	0	5
20	Runnels, Ryan	*	0-1	0-0	0-0	2	2	4	5	0	0	0	0	3	11
21	Matthews, Timothy		0-3	0-0	0-0	1	0	1	1	0	0	0	0	1	2
25	Eskins, Hayden		1-1	1-1	0-0	0	0	0	0	3	0	0	0	0	2
	Team					2	0	2							
	Totals		26-78	7-31	5-15	19	14	33	21	64	11	7	0	15	160

	1st		2nd		3rd		4th		Game		Deadball Rebounds
FG %:	6-16	37.5%	7-21	33.3%	5-20	25.0%	8-21	38.1%	26-78	33.3%	4
3FG %:	3-9	33.3%	1-10	10.0%	0-6	0.0%	3-6	50.0%	7-31	22.6%	
FT %:	0-0	0.0%	1-2	50.0%	1-3	33.3%	3-10	30.0%	5-15	33.3%	

Stone Memorial 77 • 21-10

##	Player		Total FG-FGA	3-Ptr FG-FGA	FT-FTA	Rebounds Off	Def	Tot	PF	TP	A	TO	Blk	Stl	Min
03	Bilbrey, Matthew	*	6-10	1-3	10-10	1	8	9	0	23	6	2	1	1	29
04	Holt, Blake	*	2-4	0-0	1-2	0	0	0	4	5	2	4	0	0	14
12	Whittenburg, Dylan	*	4-11	1-3	2-4	2	10	12	4	11	3	6	0	0	26
14	Capps, Cade	*	9-16	2-4	4-4	3	4	7	1	24	0	4	0	0	25
15	Mayberry, Preston		2-5	2-5	2-2	1	2	3	1	8	0	4	0	0	21
20	Eldridge, Jayden		2-3	0-0	0-1	1	4	5	2	4	0	1	1	0	8
22	Bowman, Conner	*	0-1	0-0	0-0	3	6	9	2	0	1	2	0	1	25
23	Boston, Rayce		0-0	0-0	0-0	0	0	0	0	0	0	1	0	0	1
24	Manis, Jordan		0-0	0-0	0-0	0	0	0	0	0	0	0	0	0	1
32	Lane, Brady		1-1	0-0	0-0	1	3	4	2	2	0	0	0	0	8
34	Houston, Nathan		0-0	0-0	0-0	0	0	0	0	0	0	0	0	0	1
35	Barnes, Patrick		0-0	0-0	0-0	0	0	0	0	0	0	0	0	0	1
	Team					1	2	3							
	Totals		26-51	6-15	19-23	13	39	52	16	77	12	24	2	2	160

	1st		2nd		3rd		4th		Game		Deadball Rebounds
FG %:	7-12	58.3%	4-14	28.6%	10-15	66.7%	5-10	50.0%	26-51	51.0%	2
3FG %:	1-2	50.0%	1-7	14.3%	3-4	75.0%	1-2	50.0%	6-15	40.0%	
FT %:	2-2	100.0%	4-5	80.0%	5-5	100.0%	8-11	72.7%	19-23	82.6%	

Officials:
Technical fouls: Bolton-None. Stone Memorial-None.
Attendance:

Score by periods	1st	2nd	3rd	4th	Total
Bolton	15	16	11	22	64
Stone Memorial	17	13	28	19	77

Points	In Paint	Off T/O	2nd Chance	Fast Break	Bench
BOLTON	30	30	18	8	14
STONEM	40	14	16	8	14

Last FG - BOLTON 4th-00:27, STONEMEM 4th-01:49.
Largest lead - BOLTON by 8 1st-04:27, STONEMEM by 16 3rd-00:27.
BOLTON led for 11:51. STONEMEM led for 19:01. Game was tied for 01:07.

Score tied - 2 times.
Lead changed - 7 times.

Bolton vs Stone Memorial

3/15/22 5:45 PM at Murphy Center (Murfreesboro, TN)

1st PERIOD Play-by-Play (Page 1)

HOME TEAM: Stone Memorial	Time	Score	Margin	VISITORS: Bolton
TURNOVR by Capps, Cade	07:48			
	07:31	0-3	V 3	GOOD! 3 PTR by Collins, Cornelius
	07:31			ASSIST by Curry, Christian
MISSED LAYUP by Holt, Blake	07:19			REBOUND (DEF) by Curry, Christian
REBOUND (DEF) by Bowman, Conner	07:13			MISSED 3 PTR by Carter, Jamarius
	07:10			FOUL by Runnels, Ryan (P1T1)
GOOD! LAYUP by Capps, Cade [PNT]	07:00	2-3	V 1	
	06:36	2-5	V 3	GOOD! JUMPER by Carter, Jamarius
MISSED LAYUP by Whittenburg, Dylan	06:22			REBOUND (DEF) by Runnels, Ryan
	06:11	2-8	V 6	GOOD! 3 PTR by Carter, Jamarius
	06:11			ASSIST by Collins, Cornelius
	06:02			FOUL by Carter, Jamarius (P1T2)
MISSED LAYUP by Bilbrey, Matthew	05:54			
REBOUND (OFF) by Bowman, Conner	05:54			
MISSED 3 PTR by Capps, Cade	05:31			
REBOUND (OFF) by Bowman, Conner	05:31			
MISSED LAYUP by Bowman, Conner	05:28			
REBOUND (OFF) by (TEAM)	05:28			
TURNOVR by Holt, Blake	05:24			
	05:21			STEAL by Runnels, Ryan
REBOUND (DEF) by Whittenburg, Dylan	05:17			MISSED LAYUP by Carter, Jamarius
TURNOVR by Whittenburg, Dylan	05:09			
REBOUND (DEF) by Bowman, Conner	04:42			MISSED 3 PTR by Carter, Jamarius
TURNOVR by Whittenburg, Dylan	04:33			
	04:30			STEAL by Runnels, Ryan
	04:27	2-10	V 8	GOOD! LAYUP by Collins, Cornelius [FB/PNT
TIMEOUT 30sec	04:26			
SUB IN : Mayberry, Preston	04:26			
SUB OUT: Capps, Cade	04:26			
GOOD! LAYUP by Holt, Blake [FB/PNT]	04:17	4-10	V 6	
ASSIST by Whittenburg, Dylan	04:17			
REBOUND (DEF) by Bowman, Conner	04:03			MISSED 3 PTR by Collins, Cornelius
TURNOVR by Holt, Blake	03:55			STEAL by Curry, Christian
FOUL by Holt, Blake (P1T1)	03:55			
SUB IN : Capps, Cade	03:55			
SUB OUT: Holt, Blake	03:55			
REBOUND (DEF) by Bilbrey, Matthew	03:37			MISSED LAYUP by Carter, Jamarius
GOOD! JUMPER by Capps, Cade [PNT]	03:16	6-10	V 4	
	03:11			TIMEOUT 30sec
SUB IN : Lane, Brady	03:11			SUB IN : Washington, E'derion
SUB OUT: Bowman, Conner	03:11			SUB OUT: Ryan, Roderick
	02:57			MISSED 3 PTR by Washington, E'derion
	02:57			REBOUND (OFF) by Curry, Christian
REBOUND (DEF) by Lane, Brady	02:50			MISSED JUMPER by Collins, Cornelius
	02:47			FOUL by Runnels, Ryan (P2T3)
	02:47			SUB IN : Jenkins, Corey
	02:47			SUB OUT: Runnels, Ryan
GOOD! LAYUP by Bilbrey, Matthew [FB/PNT]	02:39	8-10	V 2	
FOUL by Mayberry, Preston (P1T2)	02:26			
	02:25	8-13	V 5	GOOD! 3 PTR by Washington, E'derion
	02:25			ASSIST by Curry, Christian
GOOD! LAYUP by Whittenburg, Dylan [PNT]	02:06	10-13	V 3	
REBOUND (DEF) by Lane, Brady	01:43			MISSED 3 PTR by Washington, E'derion
	01:37			FOUL by Carter, Jamarius (P2T4)
	01:37			SUB IN : Johnson, Dillion
	01:37			SUB OUT: Carter, Jamarius
GOOD! 3 PTR by Mayberry, Preston	01:33	13-13	T 1	
ASSIST by Bilbrey, Matthew	01:33			
REBOUND (DEF) by Lane, Brady	01:21			MISSED 3 PTR by Curry, Christian
GOOD! LAYUP by Whittenburg, Dylan [PNT]	01:10	15-13	H 2	

Bolton vs Stone Memorial

3/15/22 5:45 PM at Murphy Center (Murfreesboro, TN)

1st PERIOD Play-by-Play (Page 2)

HOME TEAM: Stone Memorial	Time	Score	Margin	VISITORS: Bolton
	00:56	15-15	T 2	GOOD! LAYUP by Jenkins, Corey [PNT]
	00:56			ASSIST by Johnson, Dillion
GOOD! FT SHOT by Bilbrey, Matthew	00:41	16-15	H 1	FOUL by Curry, Christian (P1T5)
GOOD! FT SHOT by Bilbrey, Matthew	00:41	17-15	H 2	
SUB IN : Bowman, Conner	00:41			
SUB OUT: Bilbrey, Matthew	00:41			
REBOUND (DEF) by Capps, Cade	00:31			MISSED JUMPER by Jenkins, Corey
TURNOVR by Capps, Cade	00:16			

Stone Memorial 17, Bolton 15

1st period-only	In Paint	Off T/O	2nd Chance	Fast Break	Bench	
Bolton	4	5	0	2	5	Score tied - 2 times.
Stone Memorial	12	0	0	4	3	Lead changed - 1 time.

Bolton vs Stone Memorial

3/15/22 5:45 PM at Murphy Center (Murfreesboro, TN)

2nd PERIOD Play-by-Play (Page 1)

HOME TEAM: Stone Memorial	Time	Score	Margin	VISITORS: Bolton
SUB IN : Mayberry, Preston	08:00			SUB IN : Jenkins, Corey
SUB IN : Lane, Brady	08:00			SUB IN : Washington, E'derion
SUB OUT: Whittenburg, Dylan	08:00			SUB OUT: Runnels, Ryan
SUB OUT: Capps, Cade	08:00			SUB OUT: Carter, Jamarius
	07:48			MISSED 3 PTR by Collins, Cornelius
	07:48			REBOUND (OFF) by Ryan, Roderick
REBOUND (DEF) by Bowman, Conner	07:43			MISSED 3 PTR by Washington, E'derion
MISSED 3 PTR by Mayberry, Preston	07:34			REBOUND (DEF) by Washington, E'derion
FOUL by Lane, Brady (P1T3)	07:32	17-16	H 1	GOOD! FT SHOT by Washington, E'derion
REBOUND (DEF) by Bilbrey, Matthew	07:32			MISSED FT SHOT by Washington, E'derion
SUB IN : Capps, Cade	07:32			
SUB OUT: Lane, Brady	07:32			
TURNOVR by Capps, Cade	07:19			STEAL by Washington, E'derion
FOUL by Holt, Blake (P2T4)	07:19			
SUB IN : Whittenburg, Dylan	07:19			
SUB OUT: Holt, Blake	07:19			
FOUL by Whittenburg, Dylan (P1T5)	07:16			
REBOUND (DEF) by (TEAM)	07:08			MISSED 3 PTR by Washington, E'derion
GOOD! LAYUP by Bilbrey, Matthew [PNT]	06:57	19-16	H 3	
	06:46			MISSED LAYUP by Collins, Cornelius
	06:46			REBOUND (OFF) by Jenkins, Corey
	06:43	19-18	H 1	GOOD! LAYUP by Jenkins, Corey [PNT]
TURNOVR by Capps, Cade	06:33			
SUB IN : Eldridge, Jayden	06:33			SUB IN : Carter, Jamarius
SUB OUT: Capps, Cade	06:33			SUB OUT: Washington, E'derion
	06:22			MISSED LAYUP by Carter, Jamarius
	06:22			REBOUND (OFF) by Carter, Jamarius
	06:19	19-20	V 1	GOOD! LAYUP by Carter, Jamarius [PNT]
MISSED LAYUP by Bilbrey, Matthew	05:52			
REBOUND (OFF) by Whittenburg, Dylan	05:52			
MISSED 3 PTR by Whittenburg, Dylan	05:42			REBOUND (DEF) by Jenkins, Corey
REBOUND (DEF) by Whittenburg, Dylan	05:34			MISSED LAYUP by Collins, Cornelius
MISSED LAYUP by Eldridge, Jayden	05:22			REBOUND (DEF) by Jenkins, Corey
	05:17	19-22	V 3	GOOD! LAYUP by Collins, Cornelius [FB/PNT
	05:17			ASSIST by Jenkins, Corey
MISSED 3 PTR by Bilbrey, Matthew	04:58			
REBOUND (OFF) by Bowman, Conner	04:58			
	04:55			FOUL by Curry, Christian (P2T6)
SUB IN : Capps, Cade	04:55			SUB IN : Johnson, Dillion
SUB OUT: Mayberry, Preston	04:55			SUB OUT: Collins, Cornelius
GOOD! FT SHOT by Bilbrey, Matthew	04:47	20-22	V 2	FOUL by Jenkins, Corey (P1T7)
GOOD! FT SHOT by Bilbrey, Matthew	04:47	21-22	V 1	
REBOUND (DEF) by Eldridge, Jayden	04:41			MISSED 3 PTR by Ryan, Roderick
MISSED 3 PTR by Capps, Cade	04:32			REBOUND (DEF) by Jenkins, Corey
STEAL by Bilbrey, Matthew	04:28			TURNOVR by Jenkins, Corey
GOOD! 3 PTR by Capps, Cade	04:24	24-22	H 2	
ASSIST by Whittenburg, Dylan	04:24			
REBOUND (DEF) by Whittenburg, Dylan	04:12			MISSED 3 PTR by Curry, Christian
MISSED 3 PTR by Whittenburg, Dylan	04:05			REBOUND (DEF) by Johnson, Dillion
REBOUND (DEF) by Bilbrey, Matthew	03:57			MISSED JUMPER by Carter, Jamarius
TURNOVR by Bilbrey, Matthew	03:53			
	03:53			SUB IN : Collins, Cornelius
	03:53			SUB IN : Runnels, Ryan
	03:53			SUB OUT: Jenkins, Corey
	03:53			SUB OUT: Johnson, Dillion
	03:50	24-25	V 1	GOOD! 3 PTR by Collins, Cornelius
	03:50			ASSIST by Carter, Jamarius
MISSED LAYUP by Whittenburg, Dylan	03:30			REBOUND (DEF) by Runnels, Ryan
REBOUND (DEF) by Eldridge, Jayden	03:22			MISSED 3 PTR by Curry, Christian
	03:21			FOUL by Runnels, Ryan (P3T8)

Bolton vs Stone Memorial

3/15/22 5:45 PM at Murphy Center (Murfreesboro, TN)

2nd PERIOD Play-by-Play (Page 2)

HOME TEAM: Stone Memorial	Time	Score	Margin	VISITORS: Bolton
MISSED FT SHOT by Eldridge, Jayden	03:21			REBOUND (DEF) by Collins, Cornelius
	03:21			SUB IN : Garner, Radshad
	03:21			SUB OUT: Runnels, Ryan
REBOUND (DEF) by Whittenburg, Dylan	03:11			MISSED 3 PTR by Collins, Cornelius
TURNOVR by Whittenburg, Dylan	03:06			
SUB IN : Mayberry, Preston	03:06			
SUB IN : Lane, Brady	03:06			
SUB OUT: Eldridge, Jayden	03:06			
SUB OUT: Bilbrey, Matthew	03:06			
REBOUND (DEF) by Whittenburg, Dylan	02:54			MISSED 3 PTR by Curry, Christian
MISSED LAYUP by Capps, Cade	02:41			REBOUND (DEF) by Garner, Radshad
	02:32			MISSED 3 PTR by Carter, Jamarius
	02:32			REBOUND (OFF) by Curry, Christian
	02:27	24-27	V 3	GOOD! TIP-IN by Curry, Christian [PNT]
TURNOVR by Mayberry, Preston	02:14			
	02:13			STEAL by Collins, Cornelius
	02:10	24-29	V 5	GOOD! LAYUP by Collins, Cornelius [FB/PNT
	02:10			ASSIST by Carter, Jamarius
MISSED 3 PTR by Mayberry, Preston	01:55			
REBOUND (OFF) by Lane, Brady	01:55			
GOOD! LAYUP by Lane, Brady [PNT]	01:50	26-29	V 3	
	01:43			MISSED LAYUP by Collins, Cornelius
	01:43			REBOUND (OFF) by Ryan, Roderick
	01:41			TURNOVR by Ryan, Roderick
SUB IN : Bilbrey, Matthew	01:41			SUB IN : Washington, E'derion
SUB OUT: Bowman, Conner	01:41			SUB OUT: Curry, Christian
GOOD! FT SHOT by Capps, Cade	01:23	27-29	V 2	FOUL by Collins, Cornelius (P1T9)
GOOD! FT SHOT by Capps, Cade	01:23	28-29	V 1	
	00:47			TURNOVR by Washington, E'derion
GOOD! LAYUP by Bilbrey, Matthew [PNT]	00:18	30-29	H 1	
	00:05	30-31	V 1	GOOD! LAYUP by Collins, Cornelius [PNT]

Bolton 31, Stone Memorial 30

2nd period-only	In Paint	Off T/O	2nd Chance	Fast Break	Bench	
Bolton	12	7	6	4	3	Score tied - 0 times.
Stone Memorial	6	7	4	0	2	Lead changed - 5 times.

Bolton vs Stone Memorial

3/15/22 5:45 PM at Murphy Center (Murfreesboro, TN)

3rd PERIOD Play-by-Play (Page 1)

HOME TEAM: Stone Memorial	Time	Score	Margin	VISITORS: Bolton
	08:00			SUB IN : Washington, E'derion
	08:00			SUB OUT: Ryan, Roderick
	07:47			MISSED 3 PTR by Washington, E'derion
	07:47			REBOUND (OFF) by Curry, Christian
	07:47			TURNOVR by Washington, E'derion
GOOD! LAYUP by Holt, Blake [PNT]	07:39	32-31	H 1	
REBOUND (DEF) by Bilbrey, Matthew	07:27			MISSED JUMPER by Carter, Jamarius
GOOD! 3 PTR by Bilbrey, Matthew	07:13	35-31	H 4	
ASSIST by Holt, Blake	07:13			
	07:11			TIMEOUT TEAM
SUB IN : Mayberry, Preston	07:11			
SUB OUT: Capps, Cade	07:11			
REBOUND (DEF) by (TEAM)	06:57			MISSED JUMPER by Carter, Jamarius
GOOD! LAYUP by Bilbrey, Matthew [PNT]	06:46	37-31	H 6	
ASSIST by Whittenburg, Dylan	06:46			
REBOUND (DEF) by Bowman, Conner	06:31			MISSED LAYUP by Collins, Cornelius
FOUL by Whittenburg, Dylan (P2T1)	06:19			
TURNOVR by Whittenburg, Dylan	06:19			
	06:19			SUB IN : Jenkins, Corey
	06:19			SUB OUT: Washington, E'derion
REBOUND (DEF) by Whittenburg, Dylan	05:57			MISSED JUMPER by Curry, Christian
GOOD! FT SHOT by Bilbrey, Matthew	05:52	38-31	H 7	FOUL by Curry, Christian (P3T1)
GOOD! FT SHOT by Bilbrey, Matthew	05:52	39-31	H 8	
	05:52			SUB IN : Ryan, Roderick
	05:52			SUB OUT: Curry, Christian
	05:39	39-33	H 6	GOOD! JUMPER by Carter, Jamarius
GOOD! FT SHOT by Mayberry, Preston	05:13	40-33	H 7	FOUL by Runnels, Ryan (P4T2)
GOOD! FT SHOT by Mayberry, Preston	05:13	41-33	H 8	
	05:13			SUB IN : Garner, Radshad
	05:13			SUB OUT: Runnels, Ryan
FOUL by Holt, Blake (P3T2)	05:08			
SUB IN : Capps, Cade	05:08			
SUB OUT: Holt, Blake	05:08			
	05:03	41-35	H 6	GOOD! JUMPER by Carter, Jamarius [PNT]
MISSED LAYUP by Capps, Cade	04:53			
REBOUND (OFF) by Capps, Cade	04:53			
GOOD! TIP-IN by Capps, Cade [PNT]	04:51	43-35	H 8	
	04:44	43-37	H 6	GOOD! LAYUP by Carter, Jamarius [PNT]
GOOD! LAYUP by Bilbrey, Matthew [PNT]	04:32	45-37	H 8	
	04:28			TIMEOUT 30sec
	04:09			TURNOVR by Collins, Cornelius
STEAL by Bowman, Conner	04:08			
MISSED 3 PTR by Mayberry, Preston	04:03			
REBOUND (OFF) by Bilbrey, Matthew	04:03			
MISSED LAYUP by Whittenburg, Dylan	03:47			
REBOUND (OFF) by Whittenburg, Dylan	03:47			
GOOD! LAYUP by Whittenburg, Dylan [PNT]	03:45	47-37	H 10	
GOOD! FT SHOT by Whittenburg, Dylan	03:45	48-37	H 11	FOUL by Garner, Radshad (P1T3)
	03:45			SUB IN : Matthews, Timothy
	03:45			SUB IN : Collins, Kylan
	03:45			SUB OUT: Garner, Radshad
	03:45			SUB OUT: Ryan, Roderick
	03:42	48-39	H 9	GOOD! LAYUP by Carter, Jamarius [PNT]
FOUL by Bowman, Conner (P1T3)	03:40	48-40	H 8	GOOD! FT SHOT by Carter, Jamarius
	03:27			FOUL by Matthews, Timothy (P1T4)
MISSED JUMPER by Capps, Cade	03:20			REBOUND (DEF) by Jenkins, Corey
REBOUND (DEF) by Bowman, Conner	03:10			MISSED JUMPER by Matthews, Timothy
GOOD! 3 PTR by Whittenburg, Dylan	02:48	51-40	H 11	
ASSIST by Bowman, Conner	02:48			
	02:36			MISSED 3 PTR by Collins, Kylan

Bolton vs Stone Memorial

3/15/22 5:45 PM at Murphy Center (Murfreesboro, TN)

3rd PERIOD Play-by-Play (Page 2)

HOME TEAM: Stone Memorial	Time	Score	Margin	VISITORS: Bolton
	02:36			REBOUND (OFF) by Jenkins, Corey
REBOUND (DEF) by Whittenburg, Dylan	02:32			MISSED LAYUP by Jenkins, Corey
MISSED LAYUP by Whittenburg, Dylan	02:23			
REBOUND (OFF) by Capps, Cade	02:23			
GOOD! LAYUP by Capps, Cade [PNT]	02:20	53-40	H 13	
SUB IN : Lane, Brady	02:20			SUB IN : Curry, Christian
SUB OUT: Bowman, Conner	02:20			SUB OUT: Matthews, Timothy
	02:08			MISSED 3 PTR by Curry, Christian
	02:08			REBOUND (OFF) by (TEAM)
REBOUND (DEF) by Bilbrey, Matthew	02:05			MISSED 3 PTR by Collins, Kylan
TURNOVR by Bilbrey, Matthew	02:00			
	01:59			STEAL by Collins, Cornelius
REBOUND (DEF) by Bilbrey, Matthew	01:56			MISSED LAYUP by Curry, Christian
TURNOVR by Mayberry, Preston	01:48			
	01:46			STEAL by Carter, Jamarius
	01:43			MISSED LAYUP by Collins, Cornelius
	01:43			REBOUND (OFF) by Jenkins, Corey
	01:40	53-42	H 11	GOOD! TIP-IN by Jenkins, Corey [PNT]
	01:35			FOUL by Curry, Christian (P4T5)
	01:35			SUB IN : Johnson, Dillion
	01:35			SUB OUT: Curry, Christian
TURNOVR by Whittenburg, Dylan	01:30			STEAL by Carter, Jamarius
FOUL by Whittenburg, Dylan (P3T4)	01:30			
SUB IN : Bowman, Conner	01:30			
SUB OUT: Whittenburg, Dylan	01:30			
	01:16			MISSED 3 PTR by Jenkins, Corey
	01:16			REBOUND (OFF) by Johnson, Dillion
FOUL by Lane, Brady (P2T5)	01:10			MISSED FT SHOT by Collins, Cornelius
	01:10			REBOUND (OFF) by (DEADBALL)
REBOUND (DEF) by Eldridge, Jayden	01:10			MISSED FT SHOT by Collins, Cornelius
SUB IN : Eldridge, Jayden	01:10			
SUB OUT: Lane, Brady	01:10			
GOOD! 3 PTR by Capps, Cade	00:49	56-42	H 14	
ASSIST by Bilbrey, Matthew	00:49			
REBOUND (DEF) by Capps, Cade	00:41			MISSED 3 PTR by Collins, Cornelius
GOOD! LAYUP by Eldridge, Jayden [PNT]	00:27	58-42	H 16	
ASSIST by Bilbrey, Matthew	00:27			
REBOUND (DEF) by Mayberry, Preston	00:11			MISSED JUMPER by Carter, Jamarius
TURNOVR by Bowman, Conner	00:02			
	00:01			STEAL by Jenkins, Corey

Stone Memorial 58, Bolton 42

3rd period-only	In Paint	Off T/O	2nd Chance	Fast Break	Bench	
Bolton	8	2	2	0	2	Score tied - 0 times.
Stone Memorial	14	5	7	0	4	Lead changed - 1 time.

Bolton vs Stone Memorial

3/15/22 5:45 PM at Murphy Center (Murfreesboro, TN)

4th PERIOD Play-by-Play (Page 1)

HOME TEAM: Stone Memorial	Time	Score	Margin	VISITORS: Bolton
SUB IN : Eldridge, Jayden	08:00			
SUB OUT: Capps, Cade	08:00			
TURNOVR by Holt, Blake	07:50			
	07:49			STEAL by Carter, Jamarius
FOUL by Whittenburg, Dylan (P4T6)	07:46			MISSED FT SHOT by Carter, Jamarius
	07:46			REBOUND (OFF) by Runnels, Ryan
SUB IN : Mayberry, Preston	07:46			
SUB OUT: Whittenburg, Dylan	07:46			
	07:36	58-45	H 13	GOOD! 3 PTR by Carter, Jamarius
	07:36			ASSIST by Ryan, Roderick
TURNOVR by Bowman, Conner	07:20			
	07:19			STEAL by Runnels, Ryan
	07:14	58-48	H 10	GOOD! 3 PTR by Carter, Jamarius
	07:14			ASSIST by Collins, Cornelius
TIMEOUT 30sec	07:09			
	07:01			FOUL by Collins, Cornelius (P2T6)
MISSED LAYUP by Holt, Blake	06:52			
REBOUND (OFF) by Eldridge, Jayden	06:52			
GOOD! 3 PTR by Mayberry, Preston	06:39	61-48	H 13	
ASSIST by Holt, Blake	06:39			
SUB IN : Capps, Cade	06:32			
SUB OUT: Bowman, Conner	06:32			
FOUL by Eldridge, Jayden (P1T7)	06:28			MISSED FT SHOT by Carter, Jamarius
	06:28			REBOUND (OFF) by Runnels, Ryan
REBOUND (DEF) by Capps, Cade	06:25			MISSED LAYUP by Runnels, Ryan
GOOD! FT SHOT by Capps, Cade	06:25	62-48	H 14	FOUL by Runnels, Ryan (P5T7)
GOOD! FT SHOT by Capps, Cade	06:25	63-48	H 15	
	06:25			SUB IN : Jenkins, Corey
	06:25			SUB OUT: Runnels, Ryan
FOUL by Eldridge, Jayden (P2T8)	06:18			MISSED FT SHOT by Carter, Jamarius
	06:18			REBOUND (OFF) by (DEADBALL)
	06:18	63-49	H 14	GOOD! FT SHOT by Carter, Jamarius
GOOD! LAYUP by Eldridge, Jayden [FB/PNT]	06:09	65-49	H 16	
ASSIST by Bilbrey, Matthew	06:09			
	06:02	65-51	H 14	GOOD! JUMPER by Carter, Jamarius
MISSED 3 PTR by Bilbrey, Matthew	05:46			
REBOUND (OFF) by Mayberry, Preston	05:46			
MISSED JUMPER by Capps, Cade	05:37			REBOUND (DEF) by Curry, Christian
	05:29			TURNOVR by Carter, Jamarius
SUB IN : Bowman, Conner	05:29			
SUB OUT: Bilbrey, Matthew	05:29			
TURNOVR by Eldridge, Jayden	05:20			
	05:11	65-53	H 12	GOOD! LAYUP by Collins, Cornelius [PNT]
TURNOVR by Mayberry, Preston	04:58			
	04:54			STEAL by Curry, Christian
	04:54	65-55	H 10	GOOD! LAYUP by Curry, Christian [FB/PNT]
TIMEOUT TEAM	04:54			
SUB IN : Whittenburg, Dylan	04:54			
SUB IN : Bilbrey, Matthew	04:54			
SUB OUT: Mayberry, Preston	04:54			
SUB OUT: Eldridge, Jayden	04:54			
MISSED FT SHOT by Whittenburg, Dylan	04:33			FOUL by Collins, Cornelius (P3T8)
	04:33			REBOUND (DEF) by Ryan, Roderick
	04:23	65-57	H 8	GOOD! JUMPER by Curry, Christian
	04:23			ASSIST by Collins, Cornelius
TURNOVR by Holt, Blake	04:02			
	04:01			STEAL by Curry, Christian
	03:56			MISSED JUMPER by Collins, Cornelius
	03:56			REBOUND (OFF) by Jenkins, Corey
FOUL by Capps, Cade (P1T9)	03:56			

Bolton vs Stone Memorial

3/15/22 5:45 PM at Murphy Center (Murfreesboro, TN)

4th PERIOD Play-by-Play (Page 2)

HOME TEAM: Stone Memorial	Time	Score	Margin	VISITORS: Bolton
	03:56	65-58	H 7	GOOD! FT SHOT by Jenkins, Corey
	03:56			MISSED FT SHOT by Jenkins, Corey
	03:56			REBOUND (OFF) by Curry, Christian
SUB IN : Mayberry, Preston	03:56			
SUB OUT: Holt, Blake	03:56			
	03:49	65-60	H 5	GOOD! LAYUP by Collins, Cornelius [PNT]
TIMEOUT TEAM	03:41			
MISSED JUMPER by Whittenburg, Dylan	03:30			REBOUND (DEF) by Jenkins, Corey
REBOUND (DEF) by Mayberry, Preston	03:15			MISSED LAYUP by Collins, Cornelius
GOOD! FT SHOT by Bilbrey, Matthew	03:02	66-60	H 6	FOUL by Collins, Cornelius (P4T9)
GOOD! FT SHOT by Bilbrey, Matthew	03:02	67-60	H 7	
	03:02			SUB IN : Washington, E'derion
	03:02			SUB OUT: Jenkins, Corey
	02:59			TURNOVR by Ryan, Roderick
MISSED JUMPER by Capps, Cade	02:46			
REBOUND (OFF) by Capps, Cade	02:46			
GOOD! LAYUP by Capps, Cade [PNT]	02:46	69-60	H 9	
	02:44			MISSED 3 PTR by Carter, Jamarius
	02:44			REBOUND (OFF) by Ryan, Roderick
FOUL by Bowman, Conner (P2T10)	02:44			MISSED FT SHOT by Ryan, Roderick
	02:44			REBOUND (OFF) by (DEADBALL)
	02:44	69-61	H 8	GOOD! FT SHOT by Ryan, Roderick
	02:44			TIMEOUT TEAM
	02:44			SUB IN : Jenkins, Corey
	02:44			SUB OUT: Washington, E'derion
TURNOVR by Mayberry, Preston	02:31			
	02:30			STEAL by Collins, Cornelius
BLOCK by Bilbrey, Matthew	02:27			MISSED LAYUP by Collins, Cornelius
REBOUND (DEF) by Bilbrey, Matthew	02:24			
GOOD! FT SHOT by Bilbrey, Matthew	02:22	70-61	H 9	FOUL by Curry, Christian (P5T10)
GOOD! FT SHOT by Bilbrey, Matthew	02:22	71-61	H 10	
SUB IN : Holt, Blake	02:22			SUB IN : Washington, E'derion
SUB OUT: Mayberry, Preston	02:22			SUB OUT: Curry, Christian
REBOUND (DEF) by Bilbrey, Matthew	02:15			MISSED 3 PTR by Washington, E'derion
GOOD! LAYUP by Capps, Cade [FB/PNT]	02:08	73-61	H 12	
ASSIST by Bilbrey, Matthew	02:08			
REBOUND (DEF) by Whittenburg, Dylan	02:01			MISSED LAYUP by Collins, Cornelius
GOOD! LAYUP by Capps, Cade [PNT]	01:49	75-61	H 14	
ASSIST by Bilbrey, Matthew	01:49			
REBOUND (DEF) by Whittenburg, Dylan	01:46			MISSED LAYUP by Carter, Jamarius
	01:46			SUB IN : Eskins, Hayden
	01:46			SUB OUT: Washington, E'derion
	01:43			FOUL by Ryan, Roderick (P1T11)
MISSED FT SHOT by Whittenburg, Dylan	01:27			
REBOUND (OFF) by (DEADBALL)	01:27			
GOOD! FT SHOT by Whittenburg, Dylan	01:11	76-61	H 15	
REBOUND (DEF) by Whittenburg, Dylan	00:58			MISSED 3 PTR by Collins, Cornelius
MISSED FT SHOT by Holt, Blake	00:57			FOUL by Ryan, Roderick (P2T12)
REBOUND (OFF) by (DEADBALL)	00:57			
GOOD! FT SHOT by Holt, Blake	00:57	77-61	H 16	
REBOUND (DEF) by Capps, Cade	00:57			MISSED LAYUP by Carter, Jamarius
TURNOVR by Whittenburg, Dylan	00:57			
	00:57			TIMEOUT TEAM
FOUL by Holt, Blake (P4T11)	00:57			MISSED FT SHOT by Washington, E'derion
	00:57			REBOUND (OFF) by (DEADBALL)
	00:57			MISSED FT SHOT by Washington, E'derion
	00:57			REBOUND (OFF) by Matthews, Timothy
SUB IN : Eldridge, Jayden	00:57			SUB IN : Matthews, Timothy
SUB IN : Boston, Rayce	00:57			SUB IN : Collins, Kylan
SUB IN : Manis, Jordan	00:57			SUB IN : Johnson, Dillion
SUB IN : Houston, Nathan	00:57			SUB IN : Washington, E'derion
SUB IN : Barnes, Patrick	00:57			SUB OUT: Jenkins, Corey
SUB OUT: Holt, Blake	00:57			SUB OUT: Collins, Cornelius
SUB OUT: Whittenburg, Dylan	00:57			SUB OUT: Carter, Jamarius
SUB OUT: Capps, Cade	00:57			SUB OUT: Ryan, Roderick

Bolton vs Stone Memorial

3/15/22 5:45 PM at Murphy Center (Murfreesboro, TN)

4th PERIOD Play-by-Play (Page 3)

HOME TEAM: Stone Memorial	Time	Score	Margin	VISITORS: Bolton
	00:52			REBOUND (OFF) by (TEAM)
REBOUND (DEF) by Eldridge, Jayden	00:48			MISSED JUMPER by Johnson, Dillion
TURNOVR by Boston, Rayce	00:40			
	00:39			STEAL by Matthews, Timothy
BLOCK by Eldridge, Jayden	00:34			MISSED LAYUP by Matthews, Timothy
	00:32			REBOUND (OFF) by Johnson, Dillion
	00:27	77-64	H 13	GOOD! 3 PTR by Eskins, Hayden
	00:27			ASSIST by Johnson, Dillion

Stone Memorial 77, Bolton 64

4th period-only	In Paint	Off T/O	2nd Chance	Fast Break	Bench	
Bolton	6	16	10	2	4	Score tied - 0 times.
Stone Memorial	8	2	5	4	5	Lead changed - 0 times.

Official Basketball Box Score -- Thru 1st Period
Bolton vs Stone Memorial
3/15/22 5:45 PM at Murphy Center (Murfreesboro, TN)

of Tennessee

Bolton 15 • 6-24

##	Player		Total FG-FGA	3-Ptr FG-FGA	FT-FTA	Rebounds Off	Def	Tot	PF	TP	A	TO	Blk	Stl	Min
00	Carter, Jamarius	*	2-6	1-3	0-0	0	0	0	2	5	0	0	0	0	6
02	Collins, Cornelius	*	2-4	1-2	0-0	0	0	0	0	5	1	0	0	0	8
03	Johnson, Dillion		0-0	0-0	0-0	0	0	0	0	0	1	0	0	0	1
04	Curry, Christian	*	0-1	0-1	0-0	1	1	2	1	0	2	0	0	1	8
05	Washington, E'derion		1-3	1-3	0-0	0	0	0	0	3	0	0	0	0	3
10	Ryan, Roderick	*	0-0	0-0	0-0	0	0	0	0	0	0	0	0	0	4
12	Jenkins, Corey		1-2	0-0	0-0	0	0	0	0	2	0	0	0	0	2
20	Runnels, Ryan	*	0-0	0-0	0-0	0	1	1	2	0	0	0	0	2	5
	Team					0	0	0							
	Totals		6-16	3-9	0-0	1	2	3	5	15	4	0	0	3	-

1st - FG %:	6-16	37.5%	Game: 6-16	37.5%
3FG %:	3-9	33.3%	3-9	33.3%
FT %:	0-0	0.0%	0-0	0.0%

Deadball Rebounds
0

Stone Memorial 17 • 21-10

##	Player		Total FG-FGA	3-Ptr FG-FGA	FT-FTA	Rebounds Off	Def	Tot	PF	TP	A	TO	Blk	Stl	Min
03	Bilbrey, Matthew	*	1-2	0-0	2-2	0	1	1	0	4	1	0	0	0	7
04	Holt, Blake	*	1-2	0-0	0-0	0	0	0	1	2	0	2	0	0	4
12	Whittenburg, Dylan	*	2-3	0-0	0-0	0	1	1	0	4	1	2	0	0	8
14	Capps, Cade	*	2-3	0-1	0-0	0	1	1	0	4	0	2	0	0	7
15	Mayberry, Preston		1-1	1-1	0-0	0	0	0	1	3	0	0	0	0	4
22	Bowman, Conner	*	0-1	0-0	0-0	2	3	5	0	0	0	0	0	0	5
32	Lane, Brady		0-0	0-0	0-0	0	3	3	0	0	0	0	0	0	3
	Team					1	0	1							
	Totals		7-12	1-2	2-2	3	9	12	2	17	2	6	0	0	-

1st - FG %:	7-12	58.3%	Game: 7-12	58.3%
3FG %:	1-2	50.0%	1-2	50.0%
FT %:	2-2	100.0%	2-2	100.0%

Deadball Rebounds
0

Officials:
Technical fouls: Bolton-None. Stone Memorial-None.
Attendance:

Score by periods	1st	2nd	3rd	4th	Total
Bolton	15	0	0	0	15
Stone Memorial	17	0	0	0	17

Points	In Paint	Off T/O	2nd Chance	Fast Break	Bench
BOLTON	4	5	0	2	5
STONEM	12	0	0	4	3

Last FG - BOLTON 1st-00:56, STONEMEM 1st-01:10.
Largest lead - BOLTON by 8 1st-04:27, STONEMEM by 2 1st-01:10.
BOLTON led for 05:58. STONEMEM led for 24:55. Game was tied for -6:-53.

Score tied - 2 times.
Lead changed - 1 time.

Official Basketball Box Score -- Thru 2nd Period
Bolton vs Stone Memorial
3/15/22 5:45 PM at Murphy Center (Murfreesboro, TN)

Bolton 31 • 6-24

##	Player		Total FG-FGA	3-Ptr FG-FGA	FT-FTA	Rebounds Off	Def	Tot	PF	TP	A	TO	Blk	Stl	Min
00	Carter, Jamarius	*	3-10	1-4	0-0	1	0	1	2	7	2	0	0	0	12
02	Collins, Cornelius	*	6-13	2-5	0-0	0	1	1	1	14	1	0	0	1	14
03	Johnson, Dillion		0-0	0-0	0-0	0	1	1	0	0	1	0	0	0	2
04	Curry, Christian	*	1-5	0-4	0-0	2	1	3	2	2	2	0	0	1	14
05	Washington, E'derion		1-5	1-5	1-2	0	1	1	0	4	0	1	0	1	6
10	Ryan, Roderick	*	0-1	0-1	0-0	2	0	2	0	0	0	1	0	0	12
11	Garner, Radshad		0-0	0-0	0-0	0	1	1	0	0	0	0	0	0	3
12	Jenkins, Corey		2-3	0-0	0-0	1	3	4	1	4	1	1	0	0	6
20	Runnels, Ryan	*	0-0	0-0	0-0	0	2	2	3	0	0	0	0	2	5
	Team					0	0	0							
	Totals		13-37	4-19	1-2	6	10	16	9	31	7	3	0	5	-

	1st		2nd		Game		Deadball Rebounds
1st - FG %:	6-16	37.5%	7-21	33.3%	13-37	35.1%	
3FG %:	3-9	33.3%	1-10	10.0%	4-19	21.1%	
FT %:	0-0	0.0%	1-2	50.0%	1-2	50.0%	0

Stone Memorial 30 • 21-10

##	Player		Total FG-FGA	3-Ptr FG-FGA	FT-FTA	Rebounds Off	Def	Tot	PF	TP	A	TO	Blk	Stl	Min
03	Bilbrey, Matthew	*	3-6	0-1	4-4	0	3	3	0	10	1	1	0	1	13
04	Holt, Blake	*	1-2	0-0	0-0	0	0	0	2	2	0	2	0	0	5
12	Whittenburg, Dylan	*	2-6	0-2	0-0	1	5	6	1	4	2	3	0	0	15
14	Capps, Cade	*	3-6	1-3	2-2	0	1	1	0	9	0	4	0	0	13
15	Mayberry, Preston		1-3	1-3	0-0	0	0	0	1	3	0	1	0	0	10
20	Eldridge, Jayden		0-1	0-0	0-1	0	2	2	0	0	0	0	0	0	3
22	Bowman, Conner	*	0-1	0-0	0-0	3	4	7	0	0	0	0	0	0	11
32	Lane, Brady		1-1	0-0	0-0	1	3	4	1	2	0	0	0	0	6
	Team					1	1	2							
	Totals		11-26	2-9	6-7	6	19	25	5	30	3	11	0	1	-

	1st		2nd		Game		Deadball Rebounds
1st - FG %:	7-12	58.3%	4-14	28.6%	11-26	42.3%	
3FG %:	1-2	50.0%	1-7	14.3%	2-9	22.2%	
FT %:	2-2	100.0%	4-5	80.0%	6-7	85.7%	0

Officials:
Technical fouls: Bolton-None. Stone Memorial-None.
Attendance:

Score by periods	1st	2nd	3rd	4th	Total
Bolton	15	16	0	0	31
Stone Memorial	17	13	0	0	30

Points	In Paint	Off T/O	2nd Chance	Fast Break	Bench
BOLTON	16	12	6	6	8
STONEM	18	7	4	4	5

Last FG - BOLTON 2nd-00:05, STONEMEM 2nd-00:18.
Largest lead - BOLTON by 8 1st-04:27, STONEMEM by 3 2nd-06:57.
BOLTON led for 27:30. STONEMEM led for 03:23. Game was tied for -6:-53.

Score tied - 2 times.
Lead changed - 6 times.

Official Basketball Box Score -- Thru 3rd Period
Bolton vs Stone Memorial
3/15/22 5:45 PM at Murphy Center (Murfreesboro, TN)

of Tennessee

Bolton 42 • 6-24

##	Player		Total FG-FGA	3-Ptr FG-FGA	FT-FTA	Rebounds Off	Def	Tot	PF	TP	A	TO	Blk	Stl	Min
00	Carter, Jamarius	*	7-17	1-4	1-1	1	0	1	2	16	2	0	0	2	20
02	Collins, Cornelius	*	6-16	2-6	0-2	0	1	1	1	14	1	1	0	2	22
03	Johnson, Dillion		0-0	0-0	0-0	1	1	2	0	0	1	0	0	0	4
04	Curry, Christian	*	1-8	0-5	0-0	3	1	4	4	2	2	0	0	1	17
05	Washington, E'derion		1-6	1-6	1-2	0	1	1	0	4	0	2	0	1	8
10	Ryan, Roderick	*	0-1	0-1	0-0	2	0	2	0	0	0	1	0	0	14
11	Garner, Radshad		0-0	0-0	0-0	0	1	1	1	0	0	0	0	0	4
12	Jenkins, Corey		3-6	0-1	0-0	3	4	7	1	6	1	1	0	1	13
13	Collins, Kylan		0-2	0-2	0-0	0	0	0	0	0	0	0	0	0	3
20	Runnels, Ryan	*	0-0	0-0	0-0	0	2	2	4	0	0	0	0	2	8
21	Matthews, Timothy		0-1	0-0	0-0	0	0	0	1	0	0	0	0	0	1
	Team					1	0	1							
	Totals		18-57	4-25	2-5	11	11	22	14	42	7	5	0	9	-

1st - FG %:	6-16	37.5%	2nd:	7-21	33.3%	3rd:	5-20	25.0%	Game:	18-57	31.6%
3FG %:	3-9	33.3%		1-10	10.0%		0-6	0.0%		4-25	16.0%
FT %:	0-0	0.0%		1-2	50.0%		1-3	33.3%		2-5	40.0%

Deadball Rebounds
1

Stone Memorial 58 • 21-10

##	Player		Total FG-FGA	3-Ptr FG-FGA	FT-FTA	Rebounds Off	Def	Tot	PF	TP	A	TO	Blk	Stl	Min
03	Bilbrey, Matthew	*	6-9	1-2	6-6	1	6	7	0	19	3	2	0	1	21
04	Holt, Blake	*	2-3	0-0	0-0	0	0	0	3	4	1	2	0	0	8
12	Whittenburg, Dylan	*	4-10	1-3	1-1	2	7	9	3	10	3	5	0	0	21
14	Capps, Cade	*	6-11	2-4	2-2	2	2	4	0	16	0	4	0	0	19
15	Mayberry, Preston		1-4	1-4	2-2	0	1	1	1	5	0	2	0	0	17
20	Eldridge, Jayden		1-2	0-0	0-1	0	3	3	0	2	0	0	0	0	4
22	Bowman, Conner	*	0-1	0-0	0-0	3	6	9	1	0	1	1	0	1	18
32	Lane, Brady		1-1	0-0	0-0	1	3	4	2	2	0	0	0	0	7
	Team					1	2	3							
	Totals		21-41	5-13	11-12	10	30	40	10	58	8	16	0	2	-

1st - FG %:	7-12	58.3%	2nd:	4-14	28.6%	3rd:	10-15	66.7%	Game:	21-41	51.2%
3FG %:	1-2	50.0%		1-7	14.3%		3-4	75.0%		5-13	38.5%
FT %:	2-2	100.0%		4-5	80.0%		5-5	100.0%		11-12	91.7%

Deadball Rebounds
0

Officials:
Technical fouls: Bolton-None. Stone Memorial-None.
Attendance:

Score by periods	1st	2nd	3rd	4th	Total
Bolton	15	16	11	0	42
Stone Memorial	17	13	28	0	58

Points	In Paint	Off T/O	2nd Chance	Fast Break	Bench
BOLTON	24	14	8	6	10
STONEM	32	12	11	4	9

Last FG - BOLTON 3rd-01:40, STONEMEM 3rd-00:27.
Largest lead - BOLTON by 8 1st-04:27, STONEMEM by 16 3rd-00:27.
BOLTON led for 11:51. STONEMEM led for 19:01. Game was tied for -6:-53.

Score tied - 2 times.
Lead changed - 7 times.

1997 Class AAA State Boys' Basketball Tournament

March 12 - March 15, 1997 · Murphy Center - MTSU - Murfreesboro, TN

Game 1
Thu. Mar. 13 2:30 PM

Pearl Cohn (27-4)	75
Clinton (29-5)	65

Game 2
Thu. Mar. 13 5:15 PM

Brainerd (29-5)	70
Bolton (21-14)	63

Game 3
Thu. Mar. 13 7:00 PM

Cleveland (30-2)	73
Clarksville (23-7)	68

Game 4
Thu. Mar. 13 8:45 PM

Bartlett (34-1)	62
Science Hill (32-4)	51

Game 5
Fri. Mar. 14 7:00 PM

Pearl Cohn	62
Brainerd	66

Game 6
Fri. Mar. 14 8:45 PM

Cleveland	56
Bartlett	53

Game 7
Sat. Mar. 15 7:00 PM

Brainerd	79
Cleveland	87

Cleveland
STATE CHAMPION

OFFICIAL NCAA BASKETBALL BOX SCORE — Site: Murfreesboro, Tenn.

Bolton High School (21-15) — Date: March 13, 1997

	Bol (VISITORS)		Total FG	Total AT	3-Pts FG	3-Pts AT	FT	FT AT	Rebounds OF	Rebounds DF	Rebounds To	PF	TP	A	TO	BK	ST	MN
34	Reeder, Reco	f	2	4	0	1	0	0	0	1	1	1	4	1	2	0	0	19
40	Saine, Daryl	f	4	11	0	0	0	0	2	8	10	0	8	0	2	0	0	31
50	Neal, Maurice	c	3	6	0	0	1	4	1	4	5	2	7	1	1	0	0	27
12	Jackson, J.J.	g	0	0	0	0	0	0	0	1	1	5	0	1	2	0	0	8
30	Dye, Kenny	g	14	22	1	4	11	12	7	4	11	2	40	1	3	0	1	32
32	Simpson, D.J.		1	3	0	2	0	0	0	1	1	2	2	3	3	0	1	25
10	Brown, Antorio		1	4	0	2	0	0	2	1	3	1	2	2	1	0	0	12
14	Hayes, Mario		0	2	0	0	0	0	0	0	0	2	0	0	0	0	0	6
44	Johnson, Dennis		0	0	0	0	0	0	0	0	0	1	0	0	0	0	0	0+
20	Robinson, Nick		--	--	--	--	--	--	--	--	--	--	--	--	--	--	--	DNP
21	Lewis, Rodney		--	--	--	--	--	--	--	--	--	--	--	--	--	--	--	DNP
23	Jordan, David		--	--	--	--	--	--	--	--	--	--	--	--	--	--	--	DNP
51	Lowe, Stephen		--	--	--	--	--	--	--	--	--	--	--	--	--	--	--	DNP
	Team Totals								0	0	0				0			
	TOTALS		25	52	1	9	12	16	12	20	32	16	63	9	14	0	2	160

Deadball Rebounds: 2, 0: 2

Tot FG %:	1st Half: 11-25	.440	2nd Half: 14-27	.519	Game: .481
3-Pt FG %:	1st Half: 1- 5	.200	2nd Half: 0- 4	.000	Game: .111
FT % :	1st Half: 7-10	.700	2nd Half: 5- 6	.833	Game: .750

Brainerd High School (30-5)

	Bra (HOME)		Total FG	Total AT	3-Pts FG	3-Pts AT	FT	FT AT	Rebounds OF	Rebounds DF	Rebounds To	PF	TP	A	TO	BK	ST	MN
10	Goodman, Johnny	f	9	15	5	9	3	5	0	5	5	4	26	2	0	0	3	30
30	Truss, Corey	f	0	4	0	0	5	6	2	3	5	1	5	0	0	0	2	29
34	Chestnutt, Willie	c	5	8	0	0	0	1	3	1	4	4	10	0	1	1	0	27
4	Watkins, Dewayne	g	2	7	0	1	2	2	1	2	3	1	6	2	5	0	2	23
5	Walker, Harris	g	7	13	0	0	0	0	1	3	4	2	14	6	4	0	3	32
12	Smith, Dedrick		1	3	0	1	5	6	2	0	2	0	7	1	2	0	0	11
24	Davis, Marty		1	1	0	0	0	0	0	1	1	1	2	0	0	2	0	8
20	Jackson, Corey		--	--	--	--	--	--	--	--	--	--	--	--	--	--	--	DNP
22	Moore, Willie		--	--	--	--	--	--	--	--	--	--	--	--	--	--	--	DNP
32	Dudley, Dimitrius		--	--	--	--	--	--	--	--	--	--	--	--	--	--	--	DNP
40	Stamper, Nick		--	--	--	--	--	--	--	--	--	--	--	--	--	--	--	DNP
03	High, Tyran		--	--	--	--	--	--	--	--	--	--	--	--	--	--	--	DNP
	Team Totals								0	1	1				0			
	TOTALS		25	51	5	11	15	20	9	16	25	13	70	11	12	3	10	160

Deadball Rebounds: 2, 1: 3

Tot FG %:	1st Half: 13-25	.520	2nd Half: 12-26	.462	Game: .490
3-Pt FG %:	1st Half: 2- 7	.286	2nd Half: 3- 4	.750	Game: .455
FT % :	1st Half: 5- 8	.625	2nd Half: 10-12	.833	Game: .750

	1st	2nd	OT	OT	Tot
Bol	30	33			63
Bra	33	37			70

Bol 17 13 17 16
Bra 14 19 15 22

OFFICIALS: Donny Joyner, John Bailey, Jim Fox
Technical Fouls: none
Attendance: TBA
Comments: 1997 TSSAA Class AAA Quarterfinals

OFFICIAL NCAA BASKETBALL BOX SCORE - FIRST HALF

Bolton High School

Date: March 13, 1997

	Bol (VISITORS)		Total FG	Total AT	3-Pts FG	3-Pts AT	FT	FT AT	Rebounds OF	Rebounds DF	Rebounds To	PF	TP	A	TO	BK	ST	MN
34	Reeder, Reco	f	1	2	0	1	0	0	0	1	1	1	2	0	1	0	0	10
40	Saine, Daryl	f	1	5	0	0	0	0	1	3	4	0	2	0	1	0	0	15
50	Neal, Maurice	c	0	1	0	0	0	2	0	0	0	1	0	1	1	0	0	11
12	Jackson, J.J.	g	0	0	0	0	0	0	0	1	1	0	0	0	1	0	0	6
30	Dye, Kenny	g	8	11	1	2	7	8	4	1	5	1	24	0	2	0	0	16
32	Simpson, D.J.		1	2	0	1	0	0	0	1	1	1	2	2	0	0	1	10
10	Brown, Antorio		0	2	0	1	0	0	1	1	2	0	0	1	0	0	0	6
14	Hayes, Mario		0	2	0	0	0	0	0	0	0	2	0	0	0	0	0	6
20	Robinson, Nick		0	0	0	0	0	0	0	0	0	0	0	0	0	0	0	--
21	Lewis, Rodney		0	0	0	0	0	0	0	0	0	0	0	0	0	0	0	--
23	Jordan, David		0	0	0	0	0	0	0	0	0	0	0	0	0	0	0	--
44	Johnson, Dennis		0	0	0	0	0	0	0	0	0	0	0	0	0	0	0	--
51	Lowe, Stephen		0	0	0	0	0	0	0	0	0	0	0	0	0	0	0	--
	Team Totals								0	0	0				0			
	TOTALS		11	25	1	5	7	10	6	8	14	6	30	4	6	0	1	80

Deadball Rebounds: 1, 0: 1

Tot FG %: 1st Half: 11-25 .440
3-Pt FG %: 1st Half: 1- 5 .200
FT % : 1st Half: 7-10 .700

Brainerd High School

	Bra (HOME)		Total FG	Total AT	3-Pts FG	3-Pts AT	FT	FT AT	Rebounds OF	Rebounds DF	Rebounds To	PF	TP	A	TO	BK	ST	MN
10	Goodman, Johnny	f	4	7	2	5	2	3	0	3	3	2	12	0	0	0	1	14
30	Truss, Corey	f	0	2	0	0	2	2	1	1	2	0	2	0	0	0	1	13
34	Chestnutt, Willie	c	3	3	0	0	0	1	2	0	2	2	6	0	0	0	0	11
4	Watkins, Dewayne	g	0	3	0	1	0	0	0	0	0	1	0	1	2	0	0	8
5	Walker, Harris	g	4	6	0	0	0	0	0	3	3	2	8	4	3	0	3	16
12	Smith, Dedrick		1	3	0	1	1	2	2	0	2	0	3	1	1	0	0	10
24	Davis, Marty		1	1	0	0	0	0	0	1	1	1	2	0	0	2	0	8
20	Jackson, Corey		0	0	0	0	0	0	0	0	0	0	0	0	0	0	0	--
22	Moore, Willie		0	0	0	0	0	0	0	0	0	0	0	0	0	0	0	--
32	Dudley, Dimitrius		0	0	0	0	0	0	0	0	0	0	0	0	0	0	0	--
40	Stamper, Nick		0	0	0	0	0	0	0	0	0	0	0	0	0	0	0	--
3	High, Tyran		0	0	0	0	0	0	0	0	0	0	0	0	0	0	0	--
	Team Totals								0	1	1				0			
	TOTALS		13	25	2	7	5	8	5	9	14	8	33	6	6	2	5	80

Deadball Rebounds: 2, 1: 3

Tot FG %: 1st Half: 13-25 .520
3-Pt FG %: 1st Half: 2- 7 .286
FT % : 1st Half: 5- 8 .625

Bol 17 13
Bra 14 19

	1st	2nd	OT	OT	Tot
Bol	30				30
Bra	33				33

OFFICIALS: Donny Joyner, John Bailey, Jim Fox
Technical Fouls:
Attendance: TBA
Comments: 1997 TSSAA Class AAA Quarterfinals

1994 Class AAA State Boys' Basketball Tournament

March 16 - March 19, 1994 · Murphy Center - MTSU - Murfreesboro, TN

Game 1
Thu. Mar. 17 2:30 PM

Memphis East (24-7)	60
Columbia (32-1)	59

Game 2
Thu. Mar. 17 5:15 PM

Nashville Overton (29-3)	71
Bolton (18-16)	57

Game 3
Thu. Mar. 17 7:00 PM

Science Hill (34-2)	66
Bearden (31-2)	63

Game 4
Thu. Mar. 17 8:45 PM

MBA (34-2)	60
Oakland (30-2)	55

Game 5
Fri. Mar. 18 7:00 PM

Memphis East	78
Nashville Overton	81

Game 6
Fri. Mar. 18 8:45 PM

Science Hill	83
MBA	70

Game 7
Sat. Mar. 19 7:00 PM

Nashville Overton	62
Science Hill	79

Science Hill
STATE CHAMPION

Boys AAA

OFFICIAL NCAA BASKETBALL BOX SCORE — Site: Murfreesboro, Tenn.

Bolton High School (18-17) — Date: March 17, 1994

BHS (VISITORS)			Total FG	Total AT	3-Pts FG	3-Pts AT	FT	FT AT	Rebounds OF	Rebounds DF	Rebounds To	PF	TP	A	TO	BK	ST	MN
30	Dye, Kenny	f	2	7	0	1	4	4	1	3	4	2	8	0	4	1	0	27
34	Wiggins, Wayne	f	5	11	0	3	5	7	5	3	8	3	15	2	2	0	0	28
51	Hurd, Tyrone	c	7	15	0	1	2	2	4	4	8	4	16	0	1	0	2	31
10	Thomas, Jeff	g	3	7	0	1	2	3	0	2	2	3	8	3	2	1	3	27
20	Williams, Terry	g	4	15	0	2	0	0	3	4	7	3	8	1	3	0	1	25
14	Paige, Eric		0	1	0	0	0	0	0	0	0	2	0	0	0	0	0	2
21	Sidney, Arthur		0	0	0	0	0	0	0	1	1	0	0	0	3	0	1	5
22	Brewer, Cory		1	2	0	0	0	0	0	1	1	2	2	0	0	1	1	7
40	Burnett, Brad		0	2	0	0	0	0	0	1	1	1	0	0	0	0	0	6
50	Garrett, Randy		0	0	0	0	0	2	0	1	1	0	0	0	0	0	0	1
12	Ward, Rico		0	0	0	0	0	0	0	0	0	0	0	0	0	0	0	0+
15	Graves, Shawn		0	0	0	0	0	0	0	0	0	0	0	0	0	0	0	0+
32	Brewer, Tovey		--	--	--	--	--	--	--	--	--	--	--	--	--	--	--	DNP
44	Wiseman, Matt		0	0	0	0	0	0	0	0	0	0	0	0	0	0	0	0+
	Team Totals								1	1	2				0			
	TOTALS		22	60	0	8	13	18	14	21	35	20	57	6	15	3	8	160

Deadball Rebounds: 2, 0: 2

Tot. FG %:	1st Half:	9-34	.265	2nd Half:	13-26	.500	Game: .367
3-Pt FG %:	1st Half:	0- 4	.000	2nd Half:	0- 4	.000	Game: .000
FT % :	1st Half:	7- 9	.778	2nd Half:	6- 9	.667	Game: .722

John Overton High School (30-3)

JOHS (HOME)			Total FG	Total AT	3-Pts FG	3-Pts AT	FT	FT AT	Rebounds OF	Rebounds DF	Rebounds To	PF	TP	A	TO	BK	ST	MN
33	Hamilton, Jason	f	1	4	0	0	0	0	1	0	1	2	2	0	2	0	0	10
35	Tillman, Royale	f	10	14	1	2	5	5	4	4	8	1	26	5	3	0	4	29
45	Watkins, Brian	c	6	13	0	0	2	4	5	5	10	1	14	0	0	3	0	30
15	Wharton, Brandon	g	4	14	0	1	0	2	3	4	7	2	8	2	5	0	1	30
23	Freck, Andy	g	3	7	0	0	2	2	3	3	6	2	8	1	1	1	2	22
13	Tant, Troy		0	3	0	0	5	6	0	2	2	0	5	3	3	0	1	15
14	Lockridge, Jason		0	0	0	0	0	0	0	1	1	0	0	0	1	0	0	2
24	Hight, Chris		0	1	0	0	4	6	0	3	3	0	4	0	0	0	0	8
25	Gentry, Chris		1	1	0	0	0	0	0	3	3	3	2	0	0	2	1	14
34	Moon, Jamil		0	0	0	0	0	0	0	0	0	0	0	0	0	0	0	0+
43	McHugh, Gabe		--	--	--	--	--	--	--	--	--	--	--	--	--	--	--	DNP
44	Davis, Matt		1	1	0	0	0	0	1	1	2	0	2	0	0	0	0	0+
	Team Totals								0	1	1				0			
	TOTALS		26	58	1	3	18	25	17	27	44	12	71	11	15	6	9	160

Deadball Rebounds: 1, 0: 1

Tot FG %:	1st Half:	18-35	.514	2nd Half:	8-23	.348	Game: .448
3-Pt FG %:	1st Half:	0- 0	.000	2nd Half:	1- 3	.333	Game: .333
FT % :	1st Half:	3- 5	.600	2nd Half:	15-20	.750	Game: .720

	1st	2nd	OT	OT	Tot
BHS	25	32			57
JOHS	39	32			71

OFFICIALS: PAUL GRAYSON, ROGER SHORE, DONNA FIELDEN
Technical Fouls: none
Attendance: TBA
Comments: TSSAA STATE TOURNAMENT

	1	2	3	4
Bolton	17	8	16	16
Overton	16	23	16	16

CURRENT STATS - HALFTIME CompuSTATS / San Diego,CA (619)296-7834

Bolton High School Date: March 17, 1994

BHS (VISITORS)		FG	AT	FG	AT	FT	AT	OF	DF	To	PF	TP	A	TO	BK	ST	MN
		Total-3-pts						Rebounds									
30 Dye,Kenny	f	0	2	0	0	0	0	0	0	0	1	0	0	1	1*	0	14
34 Wiggins,Wayne	f	3	8	0	3*	5*	7*	4*	2*	6*	0	11*<	0	0	0	0	14
51 Hurd,Tyrone	c	4*	9*	0	0	2	2	4*	0	4	0	10	0	1	0	1	15
10 Thomas,Jeff	g	1	4	0	0	0	0	0	2*	2	1	2	2*	1	1*	2*	14
20 Williams,Terry	g	1	9*	0	1	0	0	3	1	4	1	2	1	0	0	0	12
12 Ward,Rico		0	0	0	0	0	0	0	0	0	0	0	0	0	0	0	0
14 Paige,Eric		0	0	0	0	0	0	0	0	0	0	0	0	0	0	0	0
15 Graves,Shawn		0	0	0	0	0	0	0	0	0	0	0	0	0	0	0	0
21 Sidney,Arthur		0	0	0	0	0	0	0	1	1	0	0	0	2*	0	0	4
22 Brewer,Cory		0	1	0	0	0	0	0	0	0	2*	0	0	0	1*	0	2
32 Brewer,Tovey		0	0	0	0	0	0	0	0	0	0	0	0	0	0	0	0
40 Burnett,Brad		0	1	0	0	0	0	0	0	0	1	0	0	0	0	0	4
44 Wiseman,Matt		0	0	0	0	0	0	0	0	0	0	0	0	0	0	0	0
50 Garrett,Randy		0	0	0	0	0	0	0	1	1	0	0	0	0	0	0	1
Team Totals								0	0	0				5			
TOTALS		9	34	0	4	7	9	11	7	18	6	25	3	5	3	3	80

Deadball Rebounds: 1, 0: 1

Tot FG %:	1st Half:	9-34	.265	2nd Half:	0- 0	.000	Game:	.265
3-Pt FG %:	1st Half:	0- 4	.000	2nd Half:	0- 0	.000	Game:	.000
FT % :	1st Half:	7- 9	.778	2nd Half:	0- 0	.000	Game:	.778

John Overton High School

JOHS (HOME)		FG	AT	FG	AT	FT	AT	OF	DF	To	PF	TP	A	TO	BK	ST	MN
		Total-3-Pts						Rebounds									
33 Hamilton,Jason	f	0	3	0	0	0	0	1	0	1	0	0	0	1	0	0	5
35 Tillman,Royale	f	7*	8	0	0	2*	2*	3	2	5	0	16*<	4*	1	0	3*	16
45 Watkins,Brian	c	6	12*	0	0	0	1	4*	3*	7*	1	12	0	0	2*	0	16
15 Wharton,Brandon	g	2	6	0	0	0	0	2	2	4	2*	4	1	3*	0	0	14
23 Freck,Andy	g	2	4	0	0	0	0	2	3*	5	1	4	1	1	1	1	13
13 Tant,Troy		0	1	0	0	1	2*	0	0	0	0	1	0	1	0	0	3
14 Lockridge,Jason		0	0	0	0	0	0	0	0	0	0	0	0	0	0	0	0
24 Hight,Chris		0	0	0	0	0	0	0	3*	3	0	0	0	0	0	0	2
25 Gentry,Chris		1	1	0	0	0	0	0	2	2	2*	2	0	0	2*	1	11
34 Moon,Jamil		0	0	0	0	0	0	0	0	0	0	0	0	0	0	0	0
43 McHugh,Gabe		0	0	0	0	0	0	0	0	0	0	0	0	0	0	0	0
44 Davis,Matt		0	0	0	0	0	0	0	0	0	0	0	0	0	0	0	0
Team Totals								0	0	0				7			
TOTALS		18	35	0	0	3	5	12	15	27	6	39	6	7	5	5	80

Deadball Rebounds: 0, 0: 0

Tot FG %:	1st Half:	18-35	.514	2nd Half:	0- 0	.000	Game:	.514
3-Pt FG %:	1st Half:	0- 0	.000	2nd Half:	0- 0	.000	Game:	.000
FT % :	1st Half:	3- 5	.600	2nd Half:	0- 0	.000	Game:	.600

* - Denotes high in that category

JOHS: largest lead: 14 No. of leads: 3
BHS : largest lead: 5 No. of leads: 1

Lead Changes: 1 No. of Ties: 2

	1	2	H
Bolton	17	8	25
Overton	16	23	39

1993 Class AAA State Boys' Basketball Tournament

March 17 - March 20, 1993 · Murphy Center - MTSU - Murfreesboro, TN

Game 1
Thu. Mar. 18 2:30 PM

Science Hill (29-6)	61
Nashville Overton (28-5)	57

Game 2
Thu. Mar. 18 5:15 PM

Columbia (27-5)	72
Bolton (26-9)	67

Game 3
Thu. Mar. 18 7:00 PM

Oakland (29-3)	64
Whites Creek (27-7)	54

Game 4
Thu. Mar. 18 8:45 PM

Fairley (34-1)	75
Dobyns Bennett (35-1)	60

Game 5
Fri. Mar. 19 7:00 PM

Science Hill	68
Columbia	74

Game 6
Fri. Mar. 19 8:45 PM

Oakland	59
Fairley	65

Game 7
Sat. Mar. 20 8:00 PM

Columbia	71
Fairley	91

Fairley
STATE CHAMPION

OFFICIAL NCAA BASKETBALL BOX SCORE 03-17-93 MURFREESBORO

Licensed To: Middle Tennessee FINAL BOX

VISITORS: COLUMBIA 28-5

NO	PLAYER	FG	FGA	3P	3PA	FT	FTA	OR	DR	TOT	PF	PTS	A	TO	BLK	S	MIN
10	KENNY ALDERSON	2	8	0	4	2	2	1	1	2	0	6	1	0	0	0	18
14	RONNIE PILLOW	5	13	0	6	0	4	2	7	9	0	10	2	5	0	3	31
23	TRAVIS LEWIS	1	1	0	0	1	3	0	1	1	1	3	7	6	0	1	32
24	TREMAINE COOPER	10	12	3	3	5	7	2	3	5	2	28	0	5	0	0	30
33	RICO ALDERSON	4	6	0	0	3	5	2	3	5	2	11	0	1	2	0	27
22	AXEL IGLESIAS	DNP- CC															
44	MARVIN KELSEY	1	1	0	0	0	2	1	0	1	3	2	0	0	0	0	2
15	TIJUAN DIAL	4	5	2	3	2	2	2	1	3	2	12	0	0	0	1	15
54	REGGIE LOCKRIDGE	DNP- CC															
30	CLIFTON McNIGHT	DNP- CC															
34	CEDRIC NEAL	0	0	0	0	0	0	0	0	0	0	0	0	0	0	0	5
40	MAURICE PATRICK	DNP- CC															
20	SENECA DUKE	DNP- CC															
12	TIMMY SEWELL	DNP- CC															
52	CAMEROON WEBSTER	DNP- CC															
	TEAM							1	0	1				0			
	TOTALS	27	46	5	16	13	25	11	16	27	10	72	10	17	2	5	160

TOTAL FG %	1st Half 50.0	2nd Half 72.2	OT	Game 58.7	DEADBALL		
3 PT FG %	1st Half 30.8	2nd Half 33.3	OT	Game 31.3	REBOUNDS	3	
FT %	1st Half 60.0	2nd Half 50.0	OT	Game 52.0			

HOME: BOLTON 26-10

NO	PLAYER	FG	FGA	3P	3PA	FT	FTA	OR	DR	TOT	PF	PTS	A	TO	BLK	S	MIN
10	JEFF THOMAS	0	3	0	2	0	0	1	1	2	2	0	1	3	0	2	18
20	LEO BILES	0	0	0	0	0	0	1	0	1	2	0	1	2	0	3	26
32	MYRON LEWIS	4	12	1	6	4	4	3	3	6	5	13	2	4	0	0	31
50	JOHN GALES	14	23	0	1	2	6	6	6	12	4	30	0	2	0	1	29
51	TYRONE HURD	8	13	0	1	0	0	6	2	8	2	16	1	0	2	2	20
30	COREY CRAWFORD	DNP- CC															
44	PATRICK LEVY	0	0	0	0	0	0	0	0	0	0	0	0	1	0	0	3
40	BRAD BURNETT	DNP- CC															
14	ERIC PAIGE	0	0	0	0	0	0	0	0	0	2	0	1	4	0	0	5
21	AUTHUR SYDNEY	DNP- CC															
22	COREY BREWER	DNP- CC															
34	WAYNE WIGGINS	2	9	1	6	1	2	1	2	3	4	6	0	2	0	0	17
12	DAMON WILLIAMS	DNP- CC															
15	CEDRIC WORD	1	1	0	0	0	0	0	0	0	1	2	1	0	0	0	11
	TEAM							1	3	4				0			
	TOTALS	29	61	2	16	7	12	19	17	36	22	67	7	18	2	8	160

TOTAL FG %	1st Half 44.0	2nd Half 50.0	OT	Game 47.5	DEADBALL		
3 PT FG %	1st Half 0.0	2nd Half 20.0	OT	Game 12.5	REBOUNDS	2	
FT %	1st Half 62.5	2nd Half 50.0	OT	Game 58.3			

Technical Fouls: 0

Attendance: TBA

OFFICIALS

#0- ROGER HOUCK

#0- BILL DUNCAN

#0- PETE NORVILLE

SCORE BY PERIODS	1	2	OT	OT	OT	FINAL
COLUMBIA	35	37				72
BOLTON	27	40				67

TECHNICAL FOULS:

1 2 3 4 Final

OFFICIAL NCAA BASKETBALL BOX SCORE 03-17-93 MURFREESBORO

Licensed To: Middle Tennessee FIRST HALF

VISITORS: COLUMBIA

NO	PLAYER	FG	FGA	3P	3PA	FT	FTA	OR	DR	TOT	PF	PTS	A	TO	BLK	S	MIN
10	KENNY ALDERSON	0	5	0	4	0	0	0	1	1	0	0	1	0	0	0	9
14	RONNIE PILLOW	2	7	0	4	0	0	0	5	5	0	4	1	1	0	2	15
23	TRAVIS LEWIS	0	0	0	0	0	0	0	1	1	1	0	5	5	0	1	16
24	TREMAINE COOPER	6	7	2	2	3	4	2	0	2	0	17	0	2	0	0	14
33	RICO ALDERSON	1	3	0	0	0	1	0	1	1	1	2	0	0	1	0	11
22	AXEL IGLESIAS	DNP-															
44	MARVIN KELSEY	1	1	0	0	0	0	1	0	1	3	2	0	0	0	0	1
15	TIJUAN DIAL	4	5	2	3	0	0	2	1	3	2	10	0	0	0	1	9
54	REGGIE LOCKRIDGE	DNP-															
30	CLIFTON McNIGHT	DNP-															
34	CEDRIC NEAL	0	0	0	0	0	0	0	0	0	0	0	0	0	0	0	5
40	MAURICE PATRICK	DNP-															
20	SENECA DUKE	DNP-															
12	TIMMY SEWELL	DNP-															
52	CAMEROON WEBSTER	DNP-															
	TEAM							1	0	1				0			
	TOTALS	14	28	4	13	3	5	6	9	15	7	35	7	8	1	4	80

TOTAL FG %	1st Half 50.0	2nd Half	OT	Game 50.0	DEADBALL		
3 PT FG %	1st Half 30.8	2nd Half	OT	Game 30.8	REBOUNDS	0	
FT %	1st Half 60.0	2nd Half	OT	Game 60.0			

HOME: BOLTON

NO	PLAYER	FG	FGA	3P	3PA	FT	FTA	OR	DR	TOT	PF	PTS	A	TO	BLK	S	MIN
10	JEFF THOMAS	0	2	0	1	0	0	0	1	1	0	0	0	1	0	1	9
20	LEO BILES	0	0	0	0	0	0	0	0	0	0	0	0	1	0	2	13
32	MYRON LEWIS	0	4	0	3	2	2	1	3	4	1	2	2	2	0	0	15
50	JOHN GALES	5	11	0	0	2	4	1	3	4	1	12	0	1	0	0	13
51	TYRONE HURD	4	4	0	0	0	0	3	0	3	2	8	1	0	1	2	8
30	COREY CRAWFORD	DNP-															
44	PATRICK LEVY	0	0	0	0	0	0	0	0	0	0	0	0	1	0	0	3
40	BRAD BURNETT	DNP-															
14	ERIC PAIGE	0	0	0	0	0	0	0	0	0	1	0	0	2	0	0	3
21	AUTHUR SYDNEY	DNP-															
22	COREY BREWER	DNP-															
34	WAYNE WIGGINS	1	3	0	2	1	2	1	1	2	0	3	0	1	0	0	7
12	DAMON WILLIAMS	DNP-															
15	CEDRIC WORD	1	1	0	0	0	0	0	0	0	1	2	1	0	0	0	9
	TEAM							1	2	3				0			
	TOTALS	11	25	0	6	5	8	7	10	17	6	27	4	9	1	5	80

TOTAL FG %	1st Half 44.0	2nd Half	OT	Game 44.0	DEADBALL		
3 PT FG %	1st Half 0.0	2nd Half	OT	Game 0.0	REBOUNDS	1	
FT %	1st Half 62.5	2nd Half	OT	Game 62.5			

Technical Fouls: 0

Attendance:

OFFICIALS

#0- ROGER HOUCK

#0- BILL DUNCAN

#0- PETE NORVILLE

SCORE BY PERIODS	1	2	OT	OT	OT	FINAL
COLUMBIA	35					35
BOLTON	27					27

TECHNICAL FOULS: 1 2

1989 Class AA State Boys' Basketball Tournament

March 15 - March 18, 1989 · Murphy Center - MTSU - Murfreesboro, TN

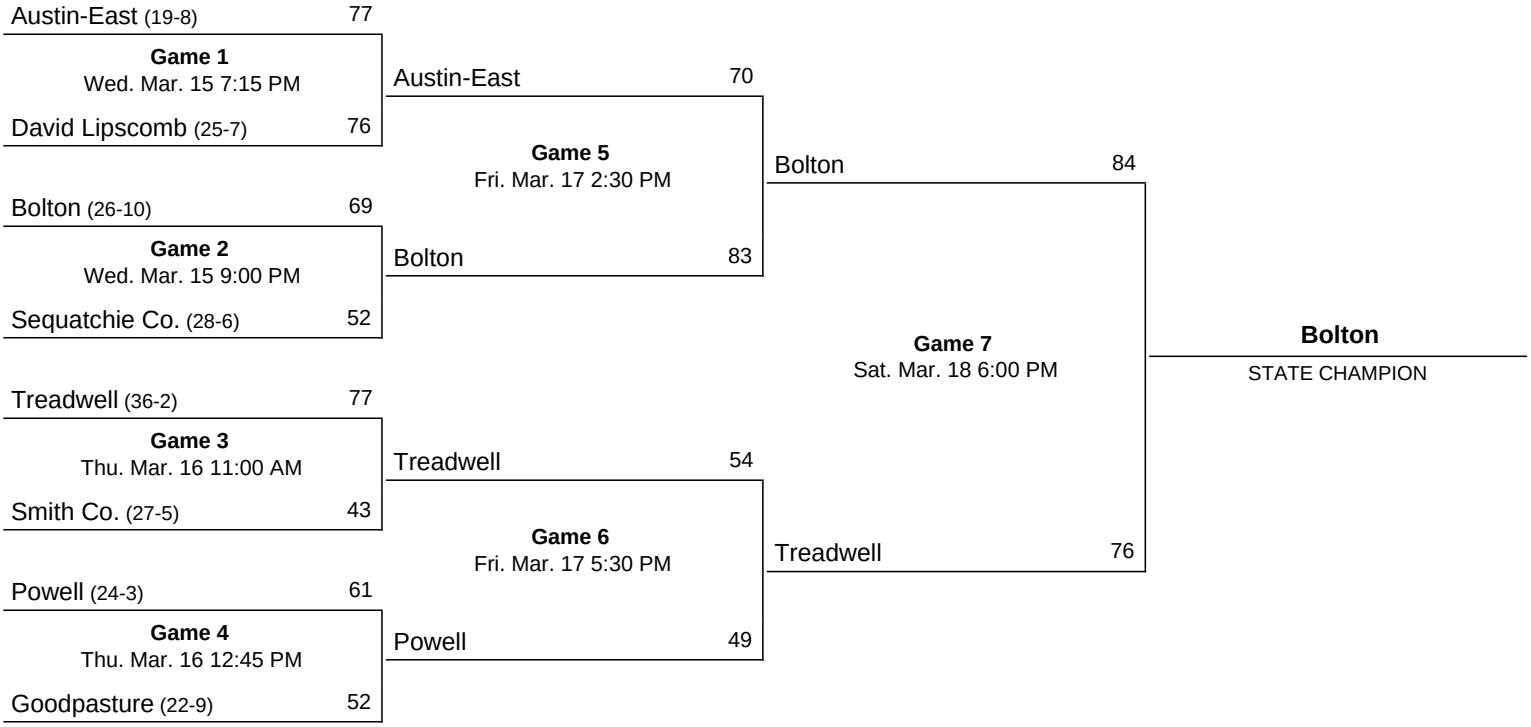

UNOFFICIAL NCAA WOMEN'S BASKETBALL BOX SCORE

VISITORS (Last Name, First) Date 3/15/89 Site Murfreesboro, Tenn.

No.	Sequatchie County (28-7)		Total FG FG	Total FG FGA	3-point FG	3-point FGA	FT	FTA	Rebounds Off	Rebounds Def	Rebounds Tot	PF	TP	A	TO	BLK	S	MIN
10	Frank Greer	f	4	12	2	7	6	8	2	0	2	2	16	4	5	0	2	
20	John Barker	f	3	8	0	2	1	2	1	3	4	0	7	2	2	0	0	
24	Landon Greer	c	0	5	0	0	0	0	2	2	4	0	0	1	1	0	1	
32	Michael Dennis	g	5	14	0	1	0	1	2	3	5	4	10	1	1	0	3	
50	Trent Young	g	4	11	0	0	0	2	3	2	5	3	8	0	1	1	1	
54	Stephen Britt		3	5	0	0	0	0	2	5	7	3	6	0	3	0	1	
34	Dan Tibbs		1	1	1	1	0	2	1	0	1	0	3	1	1	0	0	
42	Zach Boyd		0	1	0	1	0	0	0	0	0	0	0	0	0	0	0	
22	Steven Dennis		0	0	0	0	0	0	0	0	0	0	0	0	0	0	0	
52	Shane Kilgore		0	0	0	0	0	0	0	0	0	0	0	0	0	0	0	
44	Brad Boyd		1	1	0	0	0	0	0	0	0	0	2	0	0	0	0	
12	Michael Schmitt		0	0	0	0	0	0	0	0	0	0	0	0	0	0	0	
	TEAM REBOUNDS (included in Totals)										3							
	TOTALS		21	58	3	12	7	15	13	15	31	12	52	9	14	1	8	

TOTAL FG %: 1st Half .333 (10-30) 2nd Half .393 (11-28) Game .362
3-Pt. FG %: 1st Half .400 (2-5) 2nd Half .143 (1-7) Game .250
FT %: 1st Half .400 (8-10) 2nd Half .600 (3-5) Game .467

Deadball Rebounds 3

HOME (Last Name, First)

No.	Bolton (27-10)		Total FG FG	Total FG FGA	3-point FG	3-point FGA	FT	FTA	Rebounds Off	Rebounds Def	Rebounds Tot	PF	TP	A	TO	BLK	S	M
12	Tommy Phillips	f	2	4	1	1	1	2	2	1	3	0	6	5	6	0	2	
20	Harold Scott	f	2	4	0	0	2	2	1	2	3	3	6	2	3	0	0	
22	Lang Wiseman	c	6	12	2	3	2	2	0	6	6	3	16	3	1	0	1	
32	Keith Brooks	g	6	14	0	0	3	4	6	4	10	2	15	2	5	0	1	
44	Kevin Dickerson	g	4	8	0	0	0	2	0	3	3	0	8	0	1	0	1	
42	Russell Wiseman		3	3	0	0	0	0	0	5	5	2	6	1	1	0	1	
10	Derek Hall		1	3	0	0	0	0	0	1	1	0	2	3	1	0	0	
14	Rob Snyder		0	2	0	0	0	0	1	0	1	2	0	0	2	0	0	
30	John Smith		0	0	0	0	0	0	0	0	0	1	0	0	0	0	0	
40	Brett Bryan		2	2	0	0	2	2	1	2	3	3	6	0	1	0	0	
34	Reginald Frazier		1	1	0	0	0	0	0	0	0	0	2	1	0	0	0	
21	Edell Hicks		0	0	0	0	0	0	0	0	0	0	0	0	0	0	0	
50	Terrell Dye		1	1	0	0	0	0	0	0	0	0	2	0	0	0	0	
54	Ashley Thomas		0	0	0	0	0	0	0	0	0	0	0	0	0	0	0	
51	Darryl Clark		0	0	0	0	0	0	0	1	1	0	0	0	0	0	0	
	TEAM REBOUNDS (included in Totals)										2							
	TOTALS		28	54	3	4	10	14	11	25	38	16	69	17	21	0	6	

TOTAL FG %: 1st Half .500 (13-26) 2nd Half .535 (15-28) Game .518
3-Pt. FG %: 1st Half 1.000 (3-3) 2nd Half .000 (0-1) Game .750
FT %: 1st Half .800 (8-10) 2nd Half .500 (2-4) Game .714

Deadball Rebounds 3

OFFICIALS:

Technical Fouls:

Attendance 1,868 (4,217 2 sessions)

Copyright 1987 National Collegiate Athletic Association

SCORE BY PERIODS	1st H.	2nd H.	OT	OT	FINAL
Sequatchie Co.	12-14	10-16			52
Bolton	16-21	16-16			69

OFFICIAL NCAA BASKETBALL BOX SCORE

VISITORS (Last Name, First) HALF

Date 3/15/89 Site Murfreesboro, Tenn.

No.	Sequatchie County		Total FG FG	Total FG FGA	3-point FG	3-point FGA	FT	FTA	Rebounds Off	Rebounds Def	Rebounds Tot	PF	TP	A	TO	BLK	S	MIN
10	Frank Greer	f	2	6	1	3	3	4	2	0	2	0	8	2	3	0	0	
20	John Barker	f	2	6	0	1	1	2	1	1	2	0	5	0	0	0	0	
24	Landon Greer	c	0	2	0	0	0	0	0	2	2	0	0	1	0	0	1	
32	Michael Dennis	g	2	6	0	0	0	0	1	1	2	3	4	0	0	0	0	
50	Trent Young	g	2	7	0	0	0	2	1	2	3	2	4	0	0	0	1	
54	Stephen Britt		1	2	0	0	0	0	2	0	2	1	2	0	1	0	0	
34	Don Tibbs		1	1	1	1	0	2	1	0	1	0	3	0	0	0	0	
	TEAM REBOUNDS (included in Totals)										1							
	TOTALS		10	30	2	5	4	10	8	6	15	6	26	3	4	0	2	

TOTAL FG %: 1st Half .333 2nd Half ____ Game ____

3-Pt. FG %: 1st Half .400 2nd Half ____ Game ____

FT %: 1st Half .400 2nd Half ____ Game ____

Deadball Rebounds 3

HOME (Last Name, First)

No.	Bolton		Total FG FG	Total FG FGA	3-point FG	3-point FGA	FT	FTA	Rebounds Off	Rebounds Def	Rebounds Tot	PF	TP	A	TO	BLK	S	MIN
12	Tommy Phillips	f	2	2	1	1	1	2	2	1	3	0	6	3	1	0	0	
20	Harold Scott	f	0	2	0	0	0	0	1	2	3	2	0	1	2	0	0	
22	Lang Wiseman	c	4	8	2	2	2	2	0	1	1	1	12	0	1	0	1	
32	Keith Brooks	g	1	4	0	0	3	4	3	3	6	1	5	2	2	0	0	
44	Kevin Dickerson	g	2	3	0	0	0	0	0	2	2	0	4	0	1	0	0	
42	Russell Wiseman		2	2	0	0	0	0	0	2	2	1	4	0	0	0	0	
10	Derek Hall		0	1	0	0	0	0	0	0	0	0	0	1	1	0	0	
14	Rob Snyder		0	2	0	0	0	0	0	0	0	1	0	0	0	0	0	
30	John Smith		0	0	0	0	0	0	0	0	0	1	0	0	0	0	0	
40	Brett Bryan		1	1	0	0	2	2	1	2	3	2	4	0	0	0	0	
34	Reginald Frazier		1	1	0	0	0	0	0	0	0	0	2	0	0	0	0	
	TEAM REBOUNDS (included in Totals)										1							
	TOTALS		13	26	3	3	8	10	7	13	21	9	37	7	8	0	1	

TOTAL FG %: 1st Half .500 2nd Half ____ Game ____

3-Pt. FG %: 1st Half 1.000 2nd Half ____ Game ____

FT %: 1st Half .800 2nd Half ____ Game ____

Deadball Rebounds 2

OFFICIALS: ____

Technical Fouls: ____

Attendance 1,868 (4,217 - 2 sessions)

SCORE BY PERIODS	1st H.	2nd H.	OT	OT	FINAL
Sequatchie Co.	12-14				
Bolton	16-21				

Copyright 1987 National Collegiate Athletic Association

OFFICIAL NCAA BASKETBALL BOX SCORE

VISITORS (Last Name, First) FINAL Date 3-17-89 Site MURFREESBORO, TN

No.	BOLTON		Total FG FG	Total FG FGA	3-point FG	3-point FGA	FT	FTA	Rebounds Off	Rebounds Def	Rebounds Tot	PF	TP	A	TO	BLK	S	MIN
12	TOMMY PHILLIPS	f	7	11	1	3	1	2	2	1	3	1	16	1	2	0	0	
20	HAROLD SCOTT	f	1	4	0	0	2	2	1	2	3	4	4	3	0	0	1	
22	LANG WISEMAN	c	7	17	2	6	6	8	5	4	9	2	22	1	5	3	0	
32	KEITH BROOKS	g	6	10	0	0	1	3	1	9	10	4	13	3	1	0	1	
44	KEVIN DICKERSON	g	6	11	0	0	1	4	2	4	6	1	13	0	0	0	0	
40	BRETT BRYAN		2	2	0	0	1	2	1	0	1	1	5	0	0	0	0	
10	DEREK HALL		1	2	0	0	0	1	0	0	0	3	2	0	0	0	1	
30	JOHN SMITH		0	1	0	0	1	2	0	0	0	0	1	0	0	0	1	
14	ROB SNYDER		0	1	0	0	3	4	1	2	3	1	3	1	2	0	1	
12	RUSSELL WISEMAN		0	2	0	0	0	0	1	0	1	0	0	0	2	0	0	
34	REGINALD FRAZIER		1	1	0	0	0	0	0	0	0	1	2	0	0	0	0	
21	EDELL HICKS		0	0	0	0	2	2	0	0	0	0	2	0	1	0	0	
50	TERRELL DYE		0	0	0	0	0	0	0	0	0	0	0	0	0	0	0	
51	DARRYL CLARK		0	0	0	0	0	0	0	0	0	0	0	0	0	0	0	
54	ASHLEY THOMAS		0	0	0	0	0	0	0	0	0	0	0	0	0	0	0	
	TEAM REBOUNDS (included in Totals)										3							
	TOTALS		31	62	3	9	18	30	14	22	39	17	83	9	14	3	5	

TOTAL FG %: 1st Half .500 (16-32) 2nd Half .500 (15-30) Game .500
3-Pt. FG %: 1st Half .429 (3-7) 2nd Half .000 (0-2) Game .333
FT %: 1st Half .429 (3-7) 2nd Half .542 (13-24) Game .581

Deadball Rebounds 6

HOME (Last Name, First)

No.	AUSTIN-EAST		Total FG FG	Total FG FGA	3-point FG	3-point FGA	FT	FTA	Rebounds Off	Rebounds Def	Rebounds Tot	PF	TP	A	TO	BLK	S	MIN
31	MILTON DEAN	f	4	22	0	5	4	4	3	2	5	5	12	0	2	0	1	
35	TIM DAVIS	f	2	8	0	0	4	6	6	3	9	4	8	8	4	0	0	
41	TOBY MCCLELLAN	c	8	22	3	12	3	7	7	1	8	3	22	0	4	0	1	
51	RHONYIA QUICK	g	3	7	0	0	2	6	10	2	12	2	8	0	1	0	0	
53	DARRELL MIDDLETON		9	19	0	0	0	1	6	8	14	2	18	0	1	0	1	
45	AMIRI JOHNSON		0	1	0	0	0	0	1	0	1	2	0	0	0	0	1	
5	JOHN WHITESIDE		1	2	0	0	0	0	2	0	2	3	2	0	1	0	0	
5	SCOTTIE GLASGOW		0	1	0	0	0	0	0	0	0	1	0	0	0	0	0	
	TEAM REBOUNDS (included in Totals)										2							
	TOTALS		27	82	3	17	13	24	35	16	53	22	70	8	13	0	4	

TOTAL FG %: 1st Half .329 (12-36) 2nd Half Game .329
3-Pt. FG %: 1st Half .142 (1-7) 2nd Half Game .176
FT %: 1st Half .455 (5-11) 2nd Half Game .542

Deadball Rebounds 7

OFFICIALS:

Technical Fouls:

Attendance 2,297

SCORE BY PERIODS	1st H.	2nd H.	OT	OT	FINAL
BOLTON	15-23	14-31			83
AUSTIN-EAST	17-13	16-24			70

Copyright 1987 National Collegiate Athletic Association

OFFICIAL NCAA BASKETBALL BOX SCORE

Date 3/17/89 Site Murfreesboro, Tenn

VISITORS (Last Name, First) HALF

No.	Bolton		Total FG FG	Total FG FGA	3-point FG	3-point FGA	FT	FTA	Rebounds Off	Rebounds Def	Rebounds Tot	PF	TP	A	TO	BLK	S	MIN
2	Tommy Phillips	f	3	5	1	3	0	0	1	1	2	1	7	0	1	0	0	
0	Harold Scott	f	1	3	0	0	0	0	0	0	0	2	2	1	0	0	0	
2	Lang Wiseman	c	5	9	2	4	0	0	2	1	3	2	12	1	2	2	0	
32	Keith Brooks	g	2	4	0	0	1	2	0	5	5	3	5	2	1	0	1	
4	Kevin Dickerson	g	2	4	0	0	1	2	1	2	3	0	5	0	0	0	0	
10	Brett Bryan		2	2	0	0	1	2	1	0	1	0	5	0	0	0	0	
0	Derek Hall		1	2	0	0	0	1	0	0	0	1	2	0	0	0	1	
0	John Smith		0	1	0	0	0	0	0	0	0	0	0	0	0	0	0	
4	Rob Snyder		0	1	0	0	0	0	0	1	1	0	0	1	1	0	1	
2	Russell Wiseman		0	1	0	0	0	0	0	0	0	0	0	0	1	0	0	
	TEAM REBOUNDS (included in Totals)										2							
	TOTALS		16	32	3	7	3	7	5	10	17	9	38	5	6	2	3	

TOTAL FG %: 1st Half .500 2nd Half ____ Game ____

3-Pt. FG %: 1st Half .429 2nd Half ____ Game ____

FT %: 1st Half .429 2nd Half ____ Game ____

Deadball Rebounds 2

HOME (Last Name, First)

No.	Austin-East		Total FG FG	Total FG FGA	3-point FG	3-point FGA	FT	FTA	Rebounds Off	Rebounds Def	Rebounds Tot	PF	TP	A	TO	BLK	S	MIN
[illegible]	MILTON DEAN	f	2	8	0	1	2	2	1	2	3	0	6	0	1	0	0	
5	Tim Davis	f	0	3	0	0	0	1	4	2	6	1	0	4	3	0	0	
1	Toby McClellan	c	3	11	1	6	3	7	4	1	5	1	10	0	3	0	1	
1	Rhonyia Quick	g	0	1	0	0	0	0	1	1	2	0	0	0	1	0	0	
3	Darrell Middleton	g	6	11	0	0	0	1	2	5	7	1	12	0	1	0	1	
5	Amiri Johnson		0	1	0	0	0	0	1	0	1	2	0	0	0	0	1	
5	John Whitesides		1	1	0	0	0	0	1	0	1	2	2	0	0	0	0	
	TEAM REBOUNDS (included in Totals)										2							
	TOTALS		12	36	1	7	5	11	14	11	27	7	30	4	9	0	3	

TOTAL FG %: 1st Half .333 2nd Half ____ Game ____

3-Pt. FG %: 1st Half .142 2nd Half ____ Game ____

FT %: 1st Half .455 2nd Half ____ Game ____

Deadball Rebounds 3

OFFICIALS: ____

Technical Fouls: ____

Attendance ____

SCORE BY PERIODS	1st H.	2nd H.	OT	OT	FINAL
Bolton	15-23				
Austin-East	17-13				

Copyright 1997 National Collegiate Athletic Association

CLASS AA CHAMPIONSHIP

OFFICIAL NCAA BASKETBALL BOX SCORE

FINAL

Date Mar. 18, 1989 Site Murfreesboro, Tenn

VISITORS (Last Name, First)

No.	Treadwell		Total FG FG	Total FG FGA	3-point FG	3-point FGA	FT	FTA	Rebounds Off	Rebounds Def	Rebounds Tot	PF	TP	A	TO	BLK	S	MIN
10	Michael Pierce	f	3	8	0	1	3	7	0	2	2	4	9	4	5	0	1	
20	Mardy White	f	3	9	1	3	0	0	2	1	3	1	7	0	0	0	0	
24	Devin Douglas	c	4	7	0	0	3	5	5	1	6	5	11	0	3	3	0	
25	Anfernee Hardaway	g	5	20	2	9	7	8	2	4	6	5	19	6	4	2	1	
44	Timothy Burrell	g	8	9	0	0	1	4	0	7	7	5	17	3	0	3	5	
5	Danny Stokes													0	0			
14	Mark Crutcher		3	4	0	0	1	1	2	3	5	2	7	3	2	0	1	
21	Marrel Sutton																	
23	Ulric Morris																	
31	Korrick Brown																	
40	James Burchett		3	5	0	0	0	0	2	0	2	3	6	0	3	0	0	
50	Terrence Owens		0	0	0	0	0	0	0	1	1	0	0	0	1	0	0	
	TEAM REBOUNDS (included in Totals)										2							
	TOTALS		29	61	3	13	15	25	13	19	34	25	76	16	18	8	8	

TOTAL FG %: 1st Half .484 2nd Half .467 (14-30) Game .475 (29-61)
3-Pt. FG %: 1st Half .1000 2nd Half .300 (3-10) Game .231 (3-13)
FT %: 1st Half .615 2nd Half .583 (7-12) Game .600 (15-25)

Deadball Rebounds 7

HOME (Last Name, First)

No.	Bolton		Total FG FG	Total FG FGA	3-point FG	3-point FGA	FT	FTA	Rebounds Off	Rebounds Def	Rebounds Tot	PF	TP	A	TO	BLK	S	MIN
12	Tommy Phillips	f	4	10	2	3	0	2	1	4	5	1	0	4	6	0	0	
20	Harold Scott	f	1	3	0	0	0	0	0	1	1	3	2	4	4	0	2	
22	Lang Wiseman	c	9	17	3	5	5	7	9	4	13	2	26	2	1	0	0	
32	Keith Brooks	g	7	15	0	1	6	8	2	5	7	1	20	2	0	0	4	
44	Kevin Dickerson	g	2	2	0	0	2	3	0	6	6	(5)	6	1	1	1	0	
10	Derek Hall		0	1	0	0	2	2	0	0	0	1	2	2	1	0	0	
14	Rob Snyder		0	2	0	0	4	5	0	1	1	0	4	0	1	0	0	
21	Edell Hicks		0	0	0	0	0	0	0	0	0	0	0	0	0	0	0	
30	John Smith		0	0	0	0	0	0	0	0	0	1	0	0	0	0	0	
34	Reginald Frazier		0	0	0	0	0	0	0	0	0	0	0	0	0	0	0	
40	Brett ~~Brown~~ Bryan		1	4	0	0	0	0	2	0	2	2	2	0	0	0	0	
50	Terrell Dye		5	8	0	0	2	6	4	2	6	0	12	0	1	1	1	
51	Darryl Clark		0	0	0	0	0	0	0	0	0	0	0	0	0	0	0	
54	Ashley Thomas																	
	TEAM REBOUNDS (included in Totals)										3							
	TOTALS		29	62	5	9	21	33	18	23	44	16	84	15	14	2	7	

TOTAL FG %: 1st Half .441 2nd Half .500 (14-28) Game .468 (29-62)
3-Pt. FG %: 1st Half .1600 2nd Half .500 (2-4) Game .556 (5-9)
FT %: 1st Half .714 2nd Half ~~.615~~ .615 (16-26) Game .636 (21-33)

Deadball Rebounds 2

OFFICIALS:

Technical Fouls:

Attendance

SCORE BY PERIODS	1st H.	2nd H.	OT	OT	FINAL
Treadwell	19-19	20-			
Bolton	20-18	23-			

Copyright 1987 National Collegiate Athletic Association

OFFICIAL NCAA BASKETBALL BOX SCORE

CLASS AA CHAMPIONSHIP

VISITORS (Last Name, First) HALFTIME Date Mar 18, 1989 Site Murfreesboro, Tenn

No.	Treadwell		Total FG FG	Total FG FGA	3-point FG	3-point FGA	FT	FTA	Rebounds Off	Rebounds Def	Rebounds Tot	PF	TP	A	TO	BLK	S	MIN
10	Michael Pierce	f	2	5	0	0	1	2	0	2	2	1	5	2	2	0	1	
20	Mardy White	f							1	0	1			0	0	0	0	
24	Devin Douglas	c	3	6	0	0	3	5	4	1	5	1	9	0	2	2	0	
25	Anfernee Hardaway		2	10	0	3	2	2	1	2	3	3	6	4	3	2	0	
44	Timothy Burrell	g	6	7	0	0	1	3	0	4	4	2	13	2	0	2	4	
5	Danny Stokes																	
14	Mark Crutcher		1	2	0	0	1	1	2	3	5	0	3	2	1	0	0	
21	Marvel Sutton																	
23	Ulric Morris																	
31	Korrick Brown																	
40	James Burchett		1	1	0	0	0	0	1	0	1	1	2	0	2	0	0	
50	Terrence Owens																	
	TEAM REBOUNDS (included in Totals)										0							
	TOTALS		15	31	0	3	8	13	9	12	21	8	38	10	10	6	5	

TOTAL FG %: 1st Half .484 2nd Half _____ Game _____ Deadball Rebounds 3

3-Pt. FG %: 1st Half .000 2nd Half _____ Game _____

FT %: 1st Half .615 2nd Half _____ Game _____

HOME (Last Name, First)

No.	Bolton		Total FG FG	Total FG FGA	3-point FG	3-point FGA	FT	FTA	Rebounds Off	Rebounds Def	Rebounds Tot	PF	TP	A	TO	BLK	S	MIN
12	Tommy Phillips	f	3	4	1	1	0	0	0	2	2	0	7	1	1	0	0	
20	Harold Scott	f	1	2	0	0	0	0	0	1	1	1	2	2	3	0	2	
22	Lang Wiseman	c	5	10	2	4	1	2	3	2	5	2	13	1	1	0	0	
32	Keith Brooks	g	2	6	0	0	2	2	1	3	4	0	6	2	0	0	0	
44	Kevin Dickerson	g	1	1	0	0	0	0	0	2	2	3	2	1	0	0	0	
10	Derek Hall		0	1	0	0	2	2	0	0	0	0	2	1	0	0	0	
14	Rob Snyder		0	1	0	0	0	0	0	0	0	0	0	0	0	0	0	
~~22~~ 21	~~Russell Wiseman~~ Edell Hicks		~~2~~	~~5~~	~~0~~	~~0~~	~~0~~	~~1~~	~~1~~	~~0~~	~~1~~	~~0~~	~~4~~	~~0~~	~~0~~	~~1~~	~~0~~	
30	John Smith		0	0	0	0	0	0	0	0	0	1	0	0	0	0	0	
34	Reginald Frazier		0	0	0	0	0	0	0	0	0	0	0	0	0	0	0	
40	Brett Bryan		1	4	0	0	0	0	2	0	2	2	2	0	0	0	0	
50	Terrell Dye																	
51	Darryl Clark																	
54	Ashley Thomas																	
	TEAM REBOUNDS (included in Totals)										0							
	TOTALS		15	34	3	5	5	7	7	10	17	9	38	8	5	1	2	

TOTAL FG %: 1st Half .441 2nd Half _____ Game _____ Deadball Rebounds 1

3-Pt. FG %: 1st Half .600 2nd Half _____ Game _____

FT %: 1st Half .714 2nd Half _____ Game _____

OFFICIALS: _____

Technical Fouls: _____

Attendance _____

SCORE BY PERIODS	1st H.	2nd H.	OT	OT	FINAL
Treadwell	19-19				
Bolton	20-18				

Copyright 1987 National Collegiate Athletic Association

1987 Class A State Boys' Basketball Tournament

March 17 - March 20, 1987 · Vanderbilt Memorial Gym - Nashville, TN

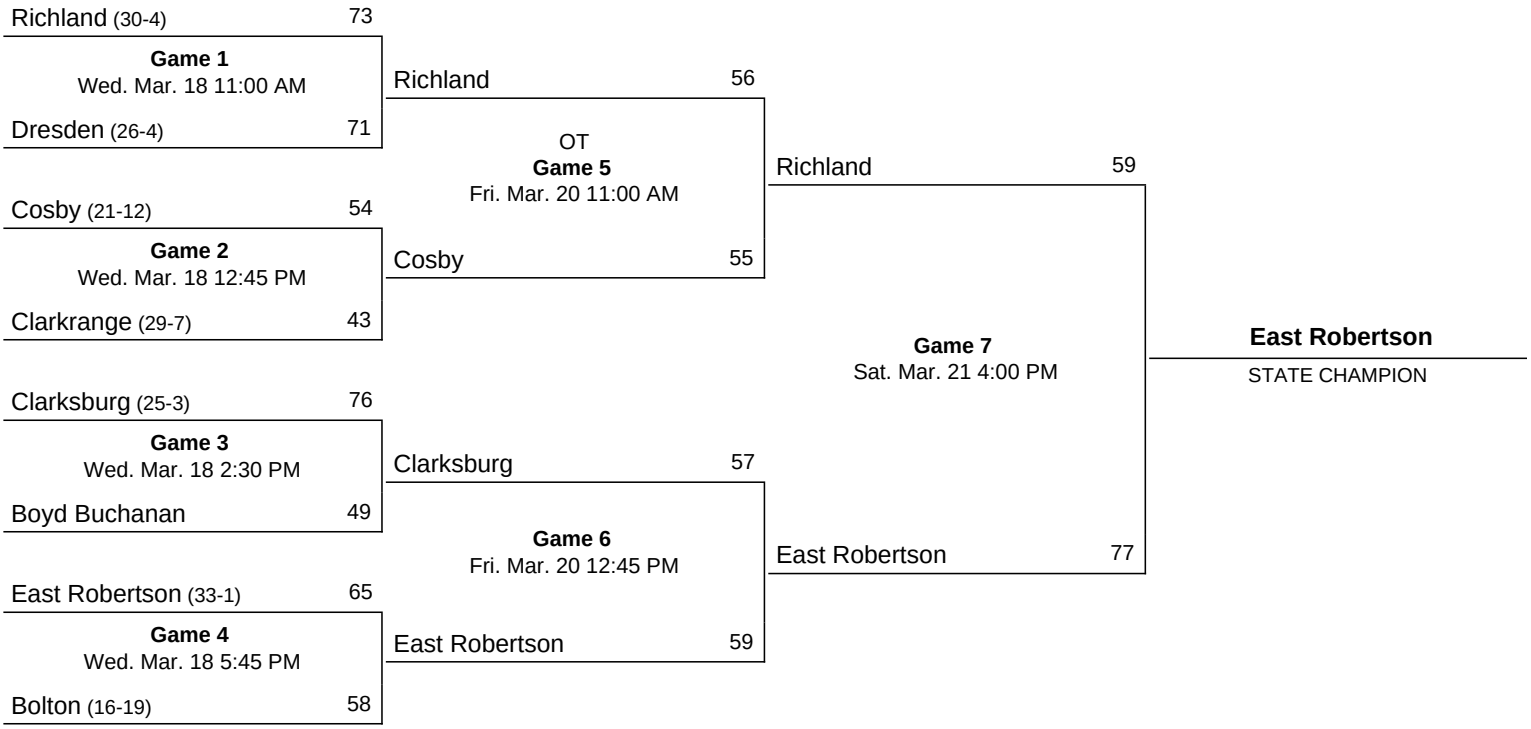

4

OFFICIAL NCAA BASKETBALL BOX SCORE

Date 3-19-87 Site MEMORIAL GYM VANDERBILT UNIVERSITY

VISITORS (Last Name, First)

No.	BOLTON (16-20)		FG	FGA	FT	FTA	REB	PF	TP	MIN	A	TO	BLK	S
10	PHILLIPS, Tommy	f	2	3	0	0	2	0	4					1
12	PHILLIPS, Trench	f	7	19	3	3	3	5	17		8			1
20	MOORE, Cedric	c	0	2	0	1	2	5	0					
22	WISEMAN, Lang	g	5	11	4	4	1	4	14					3
24	BRANCH, Cedric	g	3	4	0	0	0	2	6					1
30	DYE, Terrell													
32	BROOKS, Keith													
34	BONDS, Kelton													
40	MITCHELL, Fred		0	0	0	0	0	0	0					
42	HENRY, Ron		3	4	2	2	4	3	8					1
44	DICKERSON, Kevin		4	8	1	1	8	3	9					2
50	BOYD, David													
	TEAM REBOUNDS (Included in Totals)						4							
	TOTALS		24	51	10	11	24	22	58		8	10	0	9

FG %: 1st Half 52.2 2nd Half 42.8 Game 47.0 Deadball Rebounds 0

FT %: 1st Half 87.5 2nd Half 100.0 Game 90.9

HOME

No.	EAST ROBERTSON (34-1)		FG	FGA	FT	FTA	REB	PF	TP	MIN	A	TO	BLK	S
5	LUCAS, David	f												
10	DOTSON, Turone	f												
14	BLAKEMORE, Michael	c	5	7	0	0	4	1	10		2			
15	JONES, Fitz	g	5	9	5	8	5	3	15		4			2
23	VAUGHN, Jimbo	g	0	1	3	4	0	0	3					
32	GOOSTREE, Phil													
33	GROVES, Carlus		7	8	3	6	12	4	17				5	
34	WEBB, Mike		5	11	8	10	3	2	18		4			3
35	MURPHY, Neil													
42	BELL, Marcus		0	1	2	2	5	4	2					1
45	COOK, Anthony		0	2	0	0	0	0	0					
50	ARMSTRONG, Mike													
52	WALL, Chris													
	TEAM REBOUNDS (Included in Totals)						0							
	TOTALS		22	39	21	30	29	14	65		10	14	5	6

FG %: 1st Half 57.1 2nd Half 55.6 Game 56.4 Deadball Rebounds 1

FT %: 1st Half 63.6 2nd Half 73.6 Game 70.0

OFFICIALS: Roger Helton, Charles McConnell

Technical Fouls:

Attendance

SCORE BY PERIODS	1st H.	2nd H.	OT	OT	FINAL
Bolton	19-12	12-15			58
East Robertson	13-18	14-20			65

Copyright 1984 National Collegiate Athletic Association

1986 Class A State Boys' Basketball Tournament

March 19 - March 22, 1986 · Vanderbilt Memorial Gym - Nashville, TN



OFFICIAL NCAA BASKETBALL BOX SCORE

Date Mar 19, 1988 Site TSSAA State Tournament Nashville, TN

VISITING (Last Name, First)

No.	Bolton		FG	FGA	FT	FTA	REB	PF	TP	MIN	A	TO	BLK	S
10	Donald Fisher	f	12	22	1	1	1	3	25					
12	Derrick Phillips	f	1	4	2	3	3	2	4					
20	Cedric Moore	c	1	6	2	2	3	2	4					
22	Gang Wiseman	g	1	6	0	1	3	3	2					
24	Cedric Brasche	g	2	2	1	2	1	0	5					
30	Tony Thompson		0	6	0	0	4	1	0					
32	Tony Graham		4	8	0	0	1	3	8					
40	Phillip Brown		4	8	1	3	6	2	9					
42	Ron Henry		4	4	1	5	4	2	9					
44	Dwayne Leady		1	1	0	0	2	0	2					
50	Michael Baylano		2	8	2	4	4	3	6					
52	Sylvester Gray		10	12	4	5	6	3	24					
	TEAM REBOUNDS (Included in Totals)						1							
	TOTALS		42	87	14	26	39	24	98					

FG %: 1st Half ____ 2nd Half ____ Game 42-87 (48.3) Deadball Rebounds ____

FT %: 1st Half ____ 2nd Half ____ Game 14-26 (53.8)

HOME

No.	Wayne		FG	FGA	FT	FTA	REB	PF	TP	MIN	A	TO	BLK	S
10	Larry Torres	f					0							
12	Donnie Boyle	f	1	1	0	0	3	2	2					
14	Jimmy Pack	c	2	2	0	1	2	1	4					
20	Jerry Ray	g	0	1	2	2	2	1	2					
22	Jack Marlowe	g	1	3	2	2	0	0	4					
24	Jimmy Douglass		1	1	0	0	2	4	2					
30	Sammy Marlowe		2	6	4	4	3	5	8					
32	Permit Marlowe		6	16	18	19	12	1	30					
34	Lynn Ray						1	2						
40	Joel Brannon						0							
44	Jay Steakley		0	1	1	4	2	1	1					
50	Jerry Rose		1	2	0	0	4	2	2					
52	~~Matthew Gibson~~													
	TEAM REBOUNDS (Included in Totals)						4							
	TOTALS		14	33	27	32	37	19	55					

FG %: 1st Half ____ 2nd Half ____ Game 14-33 (42.4) Deadball Rebounds ____

FT %: 1st Half ____ 2nd Half ____ Game 27-32 (84.4)

OFFICIALS: ____

Technical Fouls: None

Attendance ____

SCORE BY PERIODS	1st Half	2nd Half	3rd Qtr	4th Qtr	Final
Bolton	22	25	22	29	98
Wayne	14	10	13	18	55

Copyright © 1988 National Collegiate Athletic Association

OFFICIAL NCAA BASKETBALL BOX SCORE

Date_____ Site_____

VISITORS (Last Name, First)

No.	BOLTON (25-4)	FG	FGA	FT	FTA	REB	PF	TP	MIN	A	TO	BLK	S
10	FISHER, DONALD	10	19	0	0		3	20					
12	PHILLIPS, TRENCH	0	2	0	2		0	0					
20	MOORE, CEDRIC	0	1	0	0		2	0					
22	WISEMAN, LANG	2	4	0	0	1	3	4					
24	BRANCH, CEDRIC	1	1	0	0		0	2					
30	THOMPSON, TONY	0	1	0	0		1	0					
32	GRAHAM, TONY	9	18	4	4	7	1	22					
40	BROWN, PHILLIP	0	1	0	0		2	0					
42	HENRY, RON	0	0	0	0	1	0	0					
44	LEAVY, DEWAYNE	0	0	0	0		0	0					
50	BOYLAND, MICHAEL	12	13	0	1	7	2	24					
52	GRAY, SYLVESTER	8	10	5	6	18	2	21					
	TEAM REBOUNDS (Included in Totals)					5							
	TOTALS	42	70	9	13	39	16	93					

FG %: 1st Half (22-35) 62.9% 2nd Half (20-35) 57.1 Game (42-70) 60%

FT %: 1st Half (4-4) 100% 2nd Half (5-9) 55.5 Game (9-13) 69.2%

Deadball Rebounds 1

HOME

No.	CELINA (28-3)	FG	FGA	FT	FTA	REB	PF	TP	MIN	A	TO	BLK	S
10	REECER, JODY	0	0	0	0	0	0	0					
12	STRONG, TRACY	9	24	7	10	3	4	25					
14	COPELAND, DONNIE	0	1	0	0		0	0					
20	CARLISLE, JOHN	5	8	1	1	8	1	11					
22	RICH, JEFF	0	1	0	0	5	5	0					
30	ARMS, JEFF	10	20	9	9	9	0	29					
40	BRANNON, GREG	1	4	0	0		1	2					
42	CHERRY, BILLY	0	0	0	0		0	0					
44	LIKENS, SCOTT	0	0	0	0		0	0					
50	ARMS, JERRY	0	1	0	2	2	2	0					
	TEAM REBOUNDS (Included in Totals)					4							
	TOTALS	25	59	17	22	31	13	67					

FG %: 1st Half (10-25) 40% 2nd Half (15-34) 44.1 Game (25-59) 42.4

FT %: 1st Half (6-7) 85.7% 2nd Half (11-15) 73.3 Game (17-22) 77.2

Deadball Rebounds _____

OFFICIALS: _____

Technical Fouls: NONE

Attendance _____

SCORE BY PERIODS	1st H.	2nd H.	3 OT	4 OT	FINAL
BOLTON	22	26	14	31	93
Celina	12	14	20	21	67

Copyright 1994 National Collegiate Athletic Association

OFFICIAL NCAA BASKETBALL BOX SCORE

Date [illegible] Site [illegible]

VISITORS (Last Name, First)

No.	WESTSIDE		FG	FGA	FT	FTA	REB	PF	TP	A	TO	BLK	S	MIN
10	TONY HENLEY	f												
11	DAVID HARRIS	f	8	10	2	2	7	4	18					
12	SEAN MOORE	c	8	14	6	7	3	0	22					
13	TONY HARTS	g												
14	RICARDO FLETCHER		8	15	0	0	9	2	16					
15	KEITH WATSON		2	7	0	0	2	1	4					
21	BOBBY MOORE		0	4	0	1	3	2	0					
22	STEVEN BOOKER		4	10	2	2	5	0	10					
23	UNDRA BOYKINS													
24	MAURICE HOUSTON													
25	DARREN WILKINS		1	5	2	2	4	2	4					
	TEAM REBOUNDS (Included in Totals)						4							
	TOTALS		31	65	12	14	37	11	74					

FG %: 1st Half 53.3 (16-30) 2nd Half 42.9 (15-35) Game 47.7

FT %: 1st Half 100.0 (4-4) 2nd Half 80.0 (8-10) Game 85.7

Deadball Rebounds 1

HOME

No.	BOLTON		FG	FGA	FT	FTA	REB	PF	TP	A	TO	BLK	S	MIN
10	DONALD FISHER	f	7	21	2	4	5	4	16					
12	TRENCH PHILLIPS	f	3	5	0	0	0	3	6					
20	CEDRIC MOORE	c	4	7	0	0	3	3	8					
22	LANG WISEMAN	g	0	2	0	0	0	0	0					
24	CEDRIC BRANCH	g												
30	TONY THOMPSON													
32	TONY GRAHAM		4	6	0	0	8	3	8					
40	PHILLIP BROWN													
42	RON HENRY													
44	DEWAYNE LEAVY													
50	MICHAEL BOYLAND		2	7	1	2	4	4	5					
52	SYLVESTER GRAY		12	25	4	5	20	1	28					
	TEAM REBOUNDS (Included in Totals)						2							
	TOTALS		32	73	7	11	42	18	71					

FG %: 1st Half 42.9 (12-28) 2nd Half 44.4 (20-45) Game 43.8

FT %: 1st Half 75.0 (3-4) 2nd Half 57.1 (4-7) Game 63.6

Deadball Rebounds 1

OFFICIALS:

Technical Fouls: NONE

Attendance

©by National Collegiate Athletic Association 1981

SCORE BY PERIODS

	1 ~~1st Hf.~~	2 ~~2nd Hf.~~	3 ~~OT~~	4 ~~OT~~	OT ~~Final~~	F ~~Final~~
WESTSIDE	14	22	14	14	10	74
BOLTON	11	16	15	22	7	71

1985 Class A State Boys' Basketball Tournament

March 13 - March 16, 1985 · Vanderbilt Memorial Gym - Nashville, TN

Game 1
Wed. Mar. 13 11:00 AM

Memphis Westside (22-12)	70
Moore Co. (16-6)	68

Game 2
Wed. Mar. 13 12:45 PM

Jo Byrns (22-11)	48
Unaka (18-13)	41

Game 3
Wed. Mar. 13 2:30 PM

Knoxville Webb (20-11)	58
Perry Co. (27-2)	56

Game 4
Wed. Mar. 13 5:45 PM

Bolton (30-3)	82
Celina (34-1)	63

Game 5
Fri. Mar. 15 11:00 AM

Memphis Westside	97
Jo Byrns	60

Game 6
Fri. Mar. 15 12:45 PM

Knoxville Webb	59
Bolton	65

Game 7
Sat. Mar. 16 4:00 PM

Memphis Westside	67
Bolton	76

Bolton
STATE CHAMPION

VISITORS (Last Name, First)

No.	Celina (34-2)		FG	FGA	FT	FTA	REB	PF	TP	MIN	A	TO	BLK	S
24	Joey Coe	f	14	27	9	13	9	2	37					
11	Jeff Arms	f	8	23	0	2	9	1	16					
22	John Carlisle	c	1	3	1	2	5	2	3					
21	Tracy Strong	g	2	12	2	2	7	0	6					
20	Alan Sharp	g	0	1	0	0	2	2	0					
45	Mark Ashlock		0	1	1	2	2	3	1					
31	Jeff Smith													
13	Donnie Copeland													
4	Terry Arms													
25	Jeff Rich													
35	Scotty Litkens													
	TEAM REBOUNDS (Included in Totals)						4							
	TOTALS		25	67	13	21	38	10	13					

FG %: 1st Half 36.1 (13-36) 2nd Half 38.7 (12-21) Game 37.3
FT %: 1st Half 50 (5-10) 2nd Half 72.7 (8-11) Game 61.9
Deadball Rebounds 2

HOME

No.	Bolton (31-3)		FG	FGA	FT	FTA	REB	PF	TP	MIN	A	TO	BLK	S
10	Donald Fisher	f	0	2	0	0	0	0	0					
12	Dolan Hayes	f	1	2	0	0	2	2	2					
20	Ray Croft	c	2	2	1	2	7	4	5					
22	Ronnie Moore	g												
24	Stanley Douglass	g	1	1	0	0	5	0	2					
30	Craig Moore		10	18	0	1	5	2	20					
32	Tony Graham		3	12	1	2	8	2	7					
40	Phillip Clark													
42	Michael Boylard		2	3	0	0	4	0	4					
44	Dewayne Leary		0	1	0	0	0	0	0					
50	Roderick Jones		9	20	2	2	9	2	20					
52	Sylvester Gray		11	17	0	2	13	4	22					
	TEAM REBOUNDS (Included in Totals)						0							
	TOTALS		39	78	4	9	53	16	82					

FG %: 1st Half 52.8 (19-36) 2nd Half 47.6 (20-42) Game 50
FT %: 1st Half 33.3 (1-3) 2nd Half 50 (3-6) Game 44.4
Deadball Rebounds 1

OFFICIALS: Bobby Heatherly, Terry Carpenter

Technical Fouls: —

Attendance

Copyright 1999 National Collegiate Athletic Association

SCORE BY PERIODS	1st Qtr.	2nd Qtr.	3rd Qtr.	4th Qtr.	FINAL
Celina	16	15	11	21	63
Bolton	24	15	24	19	82

NCAA QUICKIE BASKETBALL STATISTICS

First Half | Second Half | Final
(Circle one)

	Celina Visitors	Bolton Home
Team: Score	31	39
Field Goals (Made/Att./Pct.)	13 — 36 — 36.1	19 — 36 — 52.8
Free Throws (Made/Att./Pct.)	5 — 10 — 50	1 — 3 — 33.3
Rebounds	24	21
Fouls	4	6
Individual: Scoring Leaders	Coe 22	Gray 14
	Jeff Arms 6	Moore 8
Rebounding Leaders	Coe 7	Gray 6
	Jeff Arms 6	
Three or More Fouls		

Shot Chart

Team _____ Team _____

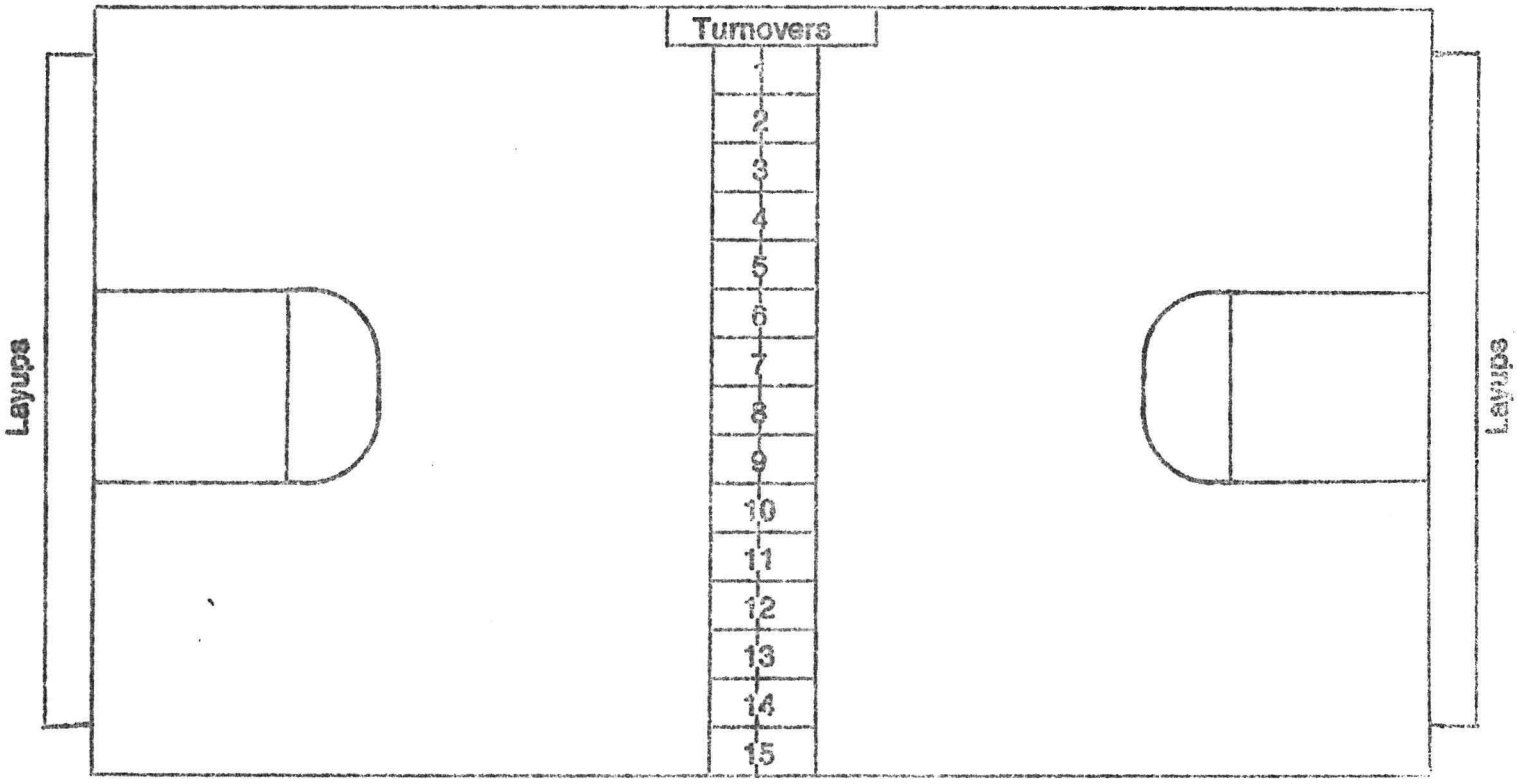

Copyright 1984 National Collegiate Athletic Association

OFFICIAL NCAA BASKETBALL BOX SCORE

Date March 19, 1995 Site Memorial Gym Nashville, TN

VISITORS (Last Name, First)

No.	Bo Hon ( )		FG	FGA	FT	FTA	REB	PF	TP	MIN	A	TO	BLK	S
10	Donald Fisher	f	0	2	2	2	1	1	2					
12	Dolan Hayes	f	1	2	0	0		1	2					
20	Ray Craft	c	0	0	0	2	1	2	0					
22	Ronnie Moore	g												
24	Stanley Douglas	g	0	1	0	0	1	2	0					
30	Craig Moore		7	16	2	3	4	2	16					
32	Tony Graham		3	7	3	7	15	1	9					
40	Phil Nip Clark													
42	Michael Boyland		0	1	0	0	1	4	0					
44	Dewayne Leavy													
50	Roderick Jones		8	14	7	8	12	4	23					
52	Sylvester Gray		6	12	1	5	8	5	13					
	TEAM REBOUNDS (Included in Totals)						3							
	TOTALS		25	55	15	27	46	22	65					

FG %: 1st Half 13-32 - 40.6 2nd Half 12-23 52.2 Game 25-55 - 45.5 Deadball Rebounds 1

FT %: 1st Half 6-8 75.0 2nd Half 9-19 47.4 Game 15-27 - 55.6

HOME

No.	Webb ( )		FG	FGA	FT	FTA	REB	PF	TP	MIN	A	TO	BLK	S
4	Scott Fortune	f												
5	Billy Keen	f	2	7	1	3	5	5	5					
10	Mike Guy	c	0	3	2	2	1	4	2					
12	Doyle Maull	g												
14	Jay Apting	g												
22	Shane Webb		5	7	8	14	8	4	18					
24	Rick Powell		0	2	0	0		0	0					
32	Dee Anderson		6	11	5	7	3	4	17					
34	Greg Hagood													
40	Jonathan Burdette		0	1	0	0	1	0	0					
42	Joy Huie		7	16	3	4	10	4	17					
44	Brian Scanlan													
									59					
			20	47	19	30		21						
	TEAM REBOUNDS (Included in Totals)						1							
	TOTALS						29							

FG %: 1st Half 7-19 36.8 2nd Half 13-28 46.4 Game 20-47 - 55.6 Deadball Rebounds 4

FT %: 1st Half 14-22 63.6 2nd Half 5-8 62.5 Game 19-30 - 63.3

OFFICIALS: MICHAEL PRUDE JERRY MCCAFFERY

Technical Fouls: NONE

Attendance

SCORE BY PERIODS	1st H.	2nd H.	3rd QT	4th QT	FINAL
Bo Hon	23	9	14	19	65
Webb	13	15	15	16	59

Copyright 1995 National Collegiate Athletic Association

NCAA QUICKIE BASKETBALL STATISTICS

First Half | Second Half | Final
(Circle one)

	Visitors: BOLTON	Home: KNOX WEBB
Team: Score	32	28
Field Goals (Made/Att./Pct.)	13 – 32 – 40.6	7 – 19 – 36.8
Free Throws (Made/Att./Pct.)	6 – 8 – 75.0	14 – 22 – 63.6
Rebounds	23	18
Fouls	16	5
Individual: Scoring Leaders	JONES 15	Webb 8
	MOORE 10	
Rebounding Leaders	Jones, 8	Hice, 6
	Graham, 6	
Three or More Fouls		

Shot Chart

Team _____ Team _____

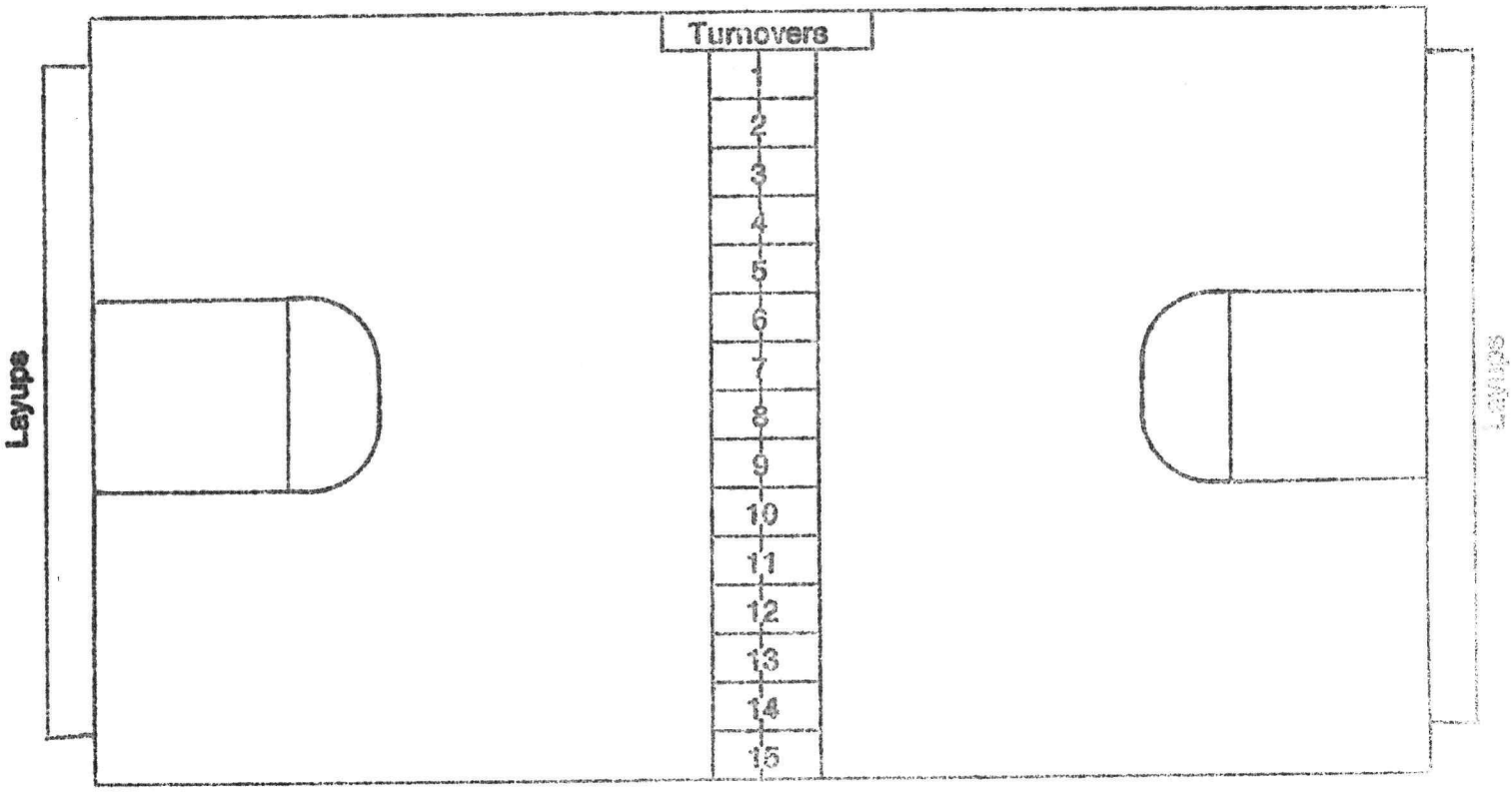

Copyright 1984 National Collegiate Athletic Association

OFFICIAL NCAA BASKETBALL BOX SCORE

Date _____ Site _____

VISITORS (Last Name, First)

No.	BOLTON WILDCATS (27-3)		FG	FGA	FT	FTA	REB	PF	TP	MIN	A	TO	BLK	S
10	FISHER, Donald	f												
12	HAYES, Doland	f												
22	MOORE, Ronnie	c												
20	CRAFT, Ray	g	1	3	0	5	4	3	2					
24	DOUGLASS, Stanley	g	2	3	0	1	4	2	4					
30	MOORE, Craig		7	15	0	0	1	1	14					
32	GRAHAM, Tony		3	13	1	2	5	3	7					
40	CLARK, Phillip						1							
42	BOYLAND, Micheel		2	3	3	6	6	2	7					
44	LEAVY, Dewayne													
50	JONES, Roderick		8	14	1	3	7	2	17					
52	GRAY, Sylvester		9	11	7	10	16	4	25					
	TEAM REBOUNDS (Included in Totals)						4							
	TOTALS		32	62	12	27	48	17	76					

FG %: 1st Half 54.1 (20-37) 2nd Half 48.0 (12-25) Game 51.6

FT %: 1st Half 57.1 (8-14) 2nd Half 30.8 (4-13) Game 44.4

Deadball Rebounds 6

HOME

No.	WESTSIDE WILDCATS (19-12)		FG	FGA	FT	FTA	REB	PF	TP	MIN	A	TO	BLK	S
10	HANDY, Martin	f												
11	HARRSS, David	f	5	7	1	4	5	5	11					
12	MOORE, Sean	c	0	9	1	2	1	3	1					
14	FLETCHER, Ricardo	g	2	7	2	2	10	1	6					
15	WATSON, Keith	g												
20	WATSON, Roderick		6	13	3	5	2	5	15					
22	DAVIS, Darren													
24	TRAMMELL, Keith		6	11	4	4	9	4	16					
25	DILLARD, Ray		1	4	0	0	2	2	2					
23	LAIRD, Randall													
21	JOHNSON, Edward		6	16	4	6	5	4	16					
13	HAILEY, Demous						1							
	TEAM REBOUNDS (Included in Totals)						3							
	TOTALS		26	67	15	23	38	24	67					

FG %: 1st Half 37.5 (15-40) 2nd Half 40.7 (11-27) Game 38.8

FT %: 1st Half 60.0 (6-10) 2nd Half 69.2 (9-13) Game 65.2

Deadball Rebounds 2

OFFICIALS: Jerry CARPENTER JAY RASH

Technical Fouls: Roderick JONES BOLTON

Attendance _____

Copyright 1993 National Collegiate Athletic Association

SCORE BY PERIODS	1st H.	2nd H.	3rd OT	4th OT	FINAL
BOLTON	23	35	14	14	76
WESTSIDE	37	30	17	14	67

NCAA QUICKIE BASKETBALL STATISTICS

First Half | Second Half | Final
(Circle one)

	Visitors: BOLTON	Home: WESTSIDE
Team: Score	20	15
Field Goals (Made/Att./Pct.)	8 – 14 – 57.1%	6 – 10 – 60.0%
Free Throws (Made/Att./Pct.)	30	17
Rebounds	8	13
Fouls		

Individual: Scoring Leaders	GRAY 13	WATSON, R. 13
	JONES 10	JOHNSON 10
	MOORE 10	TRAMMELL 8
Rebounding Leaders	GRAY 9	FLETCHER 5
	DOUGLAS 4	
	BOYCAN 4	
Three or More Fouls		WATSON, R. 4
		JOHNSON 3

Shot Chart

Team _____ Team _____

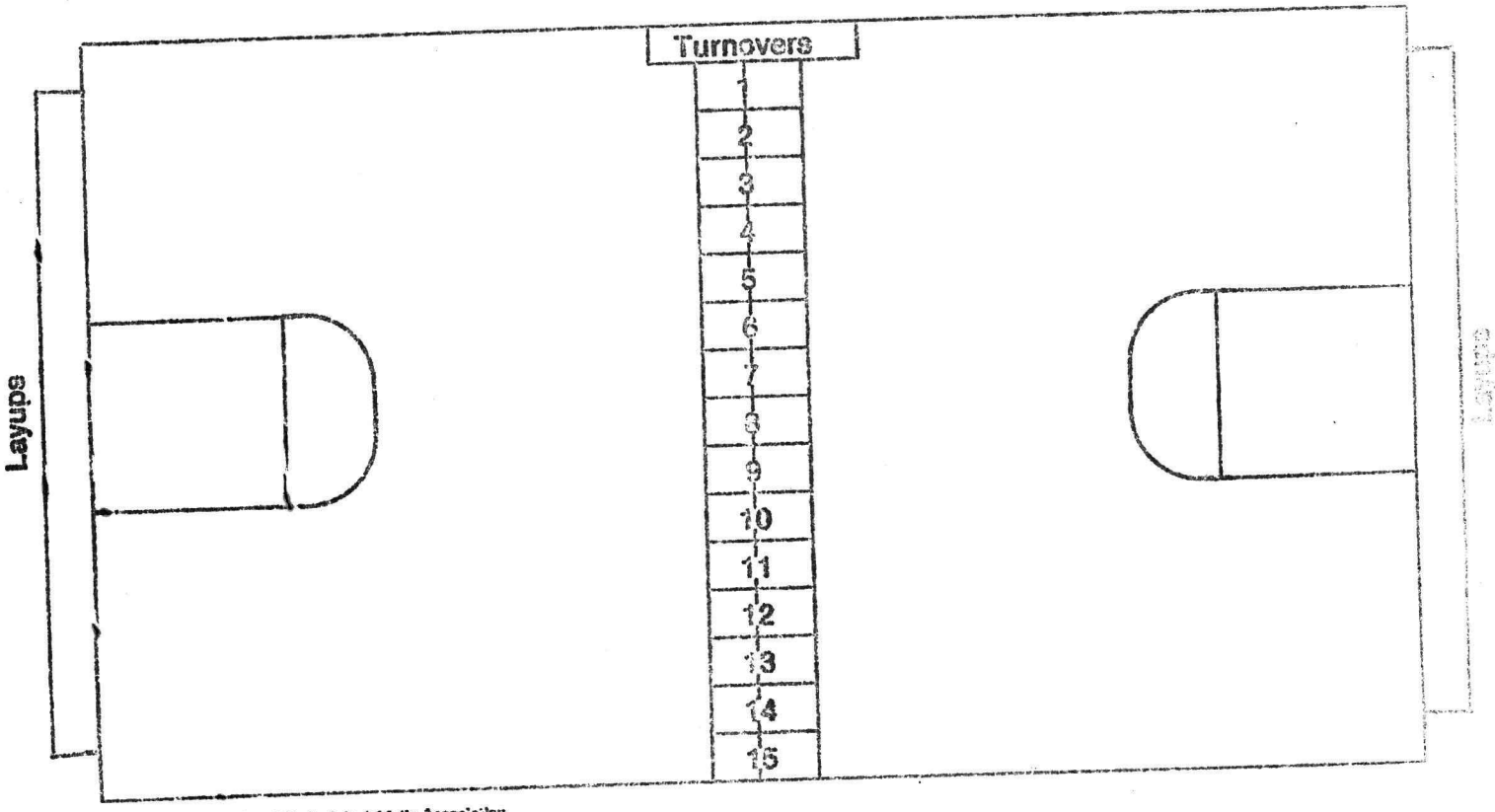

Copyright 1994 National Collegiate Athletic Association

1984 Class A State Boys' Basketball Tournament

March 21 - March 24, 1984 · Vanderbilt Memorial Gym - Nashville, TN

Game 1
Wed. Mar. 21 12:00 PM

Knoxville Webb (21-8)	68
East Robertson (30-3)	54

Game 2
Wed. Mar. 21 1:30 PM

Greenfield (25-7)	68
Denmark West (18-9)	47

Game 3
Wed. Mar. 21 3:00 PM

Bolton (31-2)	95
Celina (36-0)	69

Game 4
Wed. Mar. 21 6:00 PM

Frank Hughes (23-8)	84
Univ. School - JC (19-17)	71

Game 5
Fri. Mar. 23 12:00 PM

Knoxville Webb	53
Greenfield	54

Game 6
Fri. Mar. 23 1:30 PM

Bolton	67
Frank Hughes	64

Game 7
Sat. Mar. 24 5:00 PM

Greenfield	69
Bolton	63

Greenfield
STATE CHAMPION

3

OFFICIAL NCAA BASKETBALL BOX SCORE

Date March 21, 1984 Site Memorial Gym, Nashville TN

VISITORS (Last Name, First)

No.	[redacted] Bolton (32-2)		FG	FGA	FT	FTA	REB	PF	TP	A	TO	BLK	S	MIN
10	Hilton Malone	f	4	10	7	9	1	4	15					
12	Dolan Hayes	f	0	0	0	0	1	0	0					
20	Anthony Clark	c	3	11	0	0	8	3	6					
22	Tony Graham	g	0	1	0	0	0	0	0					
24	Stanley Douglas	g	1	2	0	0	1	0	2					
30	Craig Moore		4	11	2	2	5	0	10					
32	Michael Boyland		1	1	2	2	1	0	4					
42	Anthony Craft		1	2	0	1	3	3	2					
44	Greg Shaw		5	13	4	4	3	2	14					
50	Roderick Jones		4	7	4	6	8	4	12					
52	Sylvester Gray		14	19	1	2	26	2	29					
55	Andre Carraway		0	0	1	2	0	0	1					
	TEAM REBOUNDS (Included in Totals)						3							
	TOTALS		37	77	21	28	60	18	95					

FG %: 1st Half 47.5 (19-40) 2nd Half 48.6 (18-37) Game 48.0

FT %: 1st Half 66.7 (4-6) 2nd Half 77.2 (17-22) Game 75.0

Deadball Rebounds 2

HOME

No.	[redacted] Celina (36-1)		FG	FGA	FT	FTA	REB	PF	TP	A	TO	BLK	S	MIN
3	Darryl Reecer	f	3	6	3	4	0	4	9					
4	Jerry Arms	f	0	1	0	0	0	0	0					
12	Alan Sharp	c	0	1	2	2	0	1	2					
13	Tracy Strong	g	6	14	4	5	4	2	16					
14	Jeff Arms	g	5	13	3	4	5	2	13					
21	David Westmoreland		4	10	2	2	3	4	10					
22	Jeff Rich		0	0	0	0	0	1	0					
24	Joey Coe		6	16	7	9	9	4	19					
31	Jeff Smith		0	1	0	0	0	0	0					
32	Kevin Watson													
34	Greg Brannon													
44	Mark Ashlock													
	TEAM REBOUNDS (Included in Totals)						4							
	TOTALS		24	62	21	26	25	19	69					

FG %: 1st Half 48.0 (12-25) 2nd Half 32.4 (12-37) Game 38.7

FT %: 1st Half 82.3 (14-17) 2nd Half 77.8 (7-9) Game 80.7

Deadball Rebounds 2

OFFICIALS: Don Webb and Eugene London

Technical Fouls: —

Attendance 4561

©by National Collegiate Athletic Association 1978

SCORE BY PERIODS

	1st [redacted]	2nd [redacted]	3rd [redacted]	4th [redacted]	FINAL
Bolton	24	18	23	30	95
Celina	14	24	6	25	69

HALFTIME STATISTICS

	BOLTON	CELINA
SCORE	42	38
FGM-FGA PCT	19-40 47.5%	12-25 48%
FTM-FTA PCT	4-6 66.7%	14-17 82.3%
REBOUNDS	24	15
SCORING LEADERS	Gray 10	Coe 16
	Shaw 8	Westmoreland 8
		Arms, Reger 7
REBOUNDING LEADERS	Gray 10	Coe 7
	Jones 5	Westmoreland 3
THREE OR MORE FOULS	—	Westmoreland 3

19

OFFICIAL NCAA BASKETBALL BOX SCORE

Date March 23, 1984 Site Memorial Gym, Nashville TN

VISITORS (Last Name, First)

No.	Frank Hughes (24-9)		FG	FGA	FT	FTA	REB	PF	TP	A	TO	BLK	S	MIN
11	Sam Dicus	f												
13	Mike Morris	f												
15	Stephen Gabbell	c	3	4	2	4	1	4	8					
21	Ken Templeton	g	5	9	4	4	4	2	14					
23	Keith Bumphus	g	1	1	0	0	3	2	2					
25	Dale Dicus		2	9	3	4	8	2	7					
33	Damon Brashier													
35	Patrick Blackburn													
41	Dwight Bumphus		4	8	5	7	8	3	13					
43	Kevin Bunch													
45	Randy Lineberry													
51	Ray Chouves		6	8	8	11	4	2	20					
	TEAM REBOUNDS (Included in Totals)						5							
	TOTALS		21	39	22	30	33	15	64		18			

FG %: 1st Half 60 (12-20) 2nd Half 47.4 (9-19) Game 53.8

FT %: 1st Half 75 (12-16) 2nd Half 71.4 (10-14) Game 73.3

Deadball Rebounds 1

HOME:

No.	Bolton (33-2)		FG	FGA	FT	FTA	REB	PF	TP	A	TO	BLK	S	MIN
10	Helton Malone	f	1	2	0	0	0	5	2					
12	Dolan Hayes	f	1	2	0	0	0	1	2					
20	Anthony Clark	c	4	9	2	2	4	3	10					
22	Tony Graham	g												
24	Stanley Douglas	g	1	3	0	0	3	1	2					
30	Craig Moore		6	17	1	3	3	1	13					
32	Michael Bayland													
42	Anthony Craft		1	1	0	2	3	1	2					
44	Greg Shaw		3	5	1	3	6	3	7					
50	Roderick Jones		3	7	1	2	6	4	7					
52	Sylvester Gray		9	19	2	2	7	4	20					
55	Andre Caverway		1	1	0	0	2	1	2					
	TEAM REBOUNDS (Included in Totals)						0							
	TOTALS		30	66	7	14	34	24	67		9			

FG %: 1st Half 52.9 (18-34) 2nd Half 37.5 (12-32) Game 45.5

FT %: 1st Half 40 (2-5) 2nd Half 55.6 (5-9) Game 50

Deadball Rebounds

OFFICIALS: Don Crain and Bill Smith

Technical Fouls: —

Attendance

© by National Collegiate Athletic Association 1976

SCORE BY PERIODS	1st H.	2nd H.	3rd Q.	4th Q.	FINAL
Frank Hughes	16	20	13	15	64
Bolton	19	19	10	19	67

HALFTIME STATISTICS

	FRANK HUGHES	BOLTON
SCORE	36	38
FGM-FGA FG%	12-20 60%	18-34 52.9%
FTM-FTA FT%	12-16 75%	2-5 40%
REBOUNDS	15	15
TURNOVERS	9	5
SCORING LEADERS	D. Bumphus 9	Gray 8
	Cheaves 9	Jones 7
		Clark 6
REBOUNDING LEADERS	D. Bumphus 6	Seven with 2
	Dicus 4	
THREE OR MORE FOULS	—	Shaw 3
		Jones 3

19

OFFICIAL NCAA BASKETBALL BOX SCORE

Date March 24 1989 Site Memorial Gym, Nashville TN

VISITORS (Last Name, First)

No.	Bolton		FG	FGA	FT	FTA	REB	PF	TP	MIN	A	TO	BLK	S
10	Hilton Malone	f	2	4	3	4	1	4	7					
12	Dolan Hayes	f												
20	Anthony Clark	c	6	14	3	5	3	5	15					
22	Tony Graham	g												
24	Stanley Douglas	g	1	6	0	0	3	1	2					
30	Craig Moore		2	10	1	2	3	1	5					
32	Michael Boyland		0	0	0	0	0	1	0					
42	Anthony Croft		5	9	0	1	8	5	10					
44	Greg Shaw		3	4	2	2	1	2	8					
50	Roderick Jones		0	3	2	2	1	0	2					
52	Sylvester Gray		5	9	4	9	13	3	14					
55	Andre Caraway													
	TEAM REBOUNDS (Included in Totals)						2							
	TOTALS		24	59	15	25	35	22	63			17		

FG %: 1st Half 39.3 (11-28) 2nd Half 41.9 (13-31) Game 40.7

FT %: 1st Half 100 (6-6) 2nd Half 47.4 (9-19) Game 60

Deadball Rebounds 3

HOME

No.	Greenfield		FG	FGA	FT	FTA	REB	PF	TP	MIN	A	TO	BLK	S
11	Jeff Mills	f												
13	Antonio Shaw	f	0	1	1	2	1	3	1					
15	Jeff Crouse	c	9	15	10	12	3	3	28					
21	Stephen Crouse	g	6	9	6	6	3	3	18					
23	Eddie Cash	g	1	1	0	0	2	3	2					
31	Paul Drewry													
33	Jim Staley													
41	Billy Collins													
43	Jeff Perkins													
45	Malcolm Skinner		8	15	3	6	13	2	19					
53	Jeff Leyhue		0	0	1	4	3	2	1					
55	Mark Collins													
	TEAM REBOUNDS (Included in Totals)						6							
	TOTALS		24	41	21	30	31	16	69			17		

FG %: 1st Half 60 (12-20) 2nd Half 57.1 (12-21) Game 58.5

FT %: 1st Half 62.5 (5-8) 2nd Half 72.7 (16-22) Game 70

Deadball Rebounds 2

OFFICIALS: Bill Smith and Kenny Dyer

Technical Fouls: —

Attendance

Copyright 1989 National Collegiate Athletic Association

SCORE BY PERIODS	1st Q.	2nd Q.	3rd Q.	4th Q.	FINAL
Bolton	15	13	17	18	63
Greenfield	16	13	19	21	69

HALFTIME STATISTICS

	Bolton		Greenfield	
SCORE	28		29	
FGM-FGA FG%	11-28	39.3%	12-20	60%
FTM-FTA FT%	6-6	100%	5-8	62.5%
REBOUNDS	13		14	
SCORING LEADERS	CLARK	12	J. CROUSE	12
	SHAW	6	S. CROUSE	8
	CRAFT	6	SKINNER	8
REBOUNDING LEADERS	GRAY - 7		SKINNER - 4	
	CRAFT - 4			
THREE OR MORE FOULS	—		—	
	—		—	
	—		—	

1981 Class A State Boys' Basketball Tournament

March 18 - March 21, 1981 · Murphy Center - MTSU - Murfreesboro, TN

Game 1
Wed. Mar. 18 12:00 PM

Bolton	68
Nashville Christian	53

Game 2
Wed. Mar. 18 1:30 PM

Alcoa	71
Sale Creek	61

Game 3
Wed. Mar. 18 3:00 PM

Hampton	53
USN	47

Game 4
Wed. Mar. 18 6:00 PM

Middleton	61
Charleston	49

Game 5
Fri. Mar. 20 12:00 PM

Bolton	69
Alcoa	66

Game 6
Fri. Mar. 20 1:30 PM

Hampton	68
Middleton	62

Game 7
Sat. Mar. 21 5:30 PM

Bolton	71
Hampton	66

Bolton
STATE CHAMPION

A

1

OFFICIAL NCAA BASKETBALL BOX SCORE

Date 3-14- Site M'boro

VISITORS (Last Name, First)

No.	Nashville Christian 24-12		FG	FGA	FT	FTA	REB	PF	TP	A	TO	BLK	S	MIN
32	Al Bates	f	3	9	5	6	5	5	11	1	7			
30	Kevin LeGate	f	8	20	4	6	8	4	20	2	4			
42	Jimmy Morrow	c	2	7	4	4	9	5	8		2			
50	Steve Slater	g	4	12	2	2	8	1	10		2			
54	Andy Lane	g	2	4	0	0	4	4	4		1			
40	Geof McMasters		0	0	0	1	1	0	0		1			
20	Wade Oye			0			0				2			
52	Tim Fox			0			0							
34	Derek Sheurraft			0			0							
	TEAM REBOUNDS (Included in Totals)						2							
	TOTALS		19	52	15	18	39	19	53	3	19			

FG %: 1st Half 45.4% 2nd Half _____ Game 36.5%

FT %: 1st Half 66.7% 2nd Half _____ Game 83.3%

Deadball Rebounds 1

HOME

No.	Bolton 30-5		FG	FGA	FT	FTA	REB	PF	TP	A	TO	BLK	S	MIN
20	Darrell Brown	f	9	24	6	9	8	4	24	3	2			
24	Reginald Bell	f	3	9	0	0	2	0	6	8	8			
10	Michael Williams	c	3	6	7	7	6	2	13	3				
52	Gerald Chambers	g	2	2	1	2	5	1	5					
44	Greg Shaw	g	0	1	0	0	0	2	0		1			
30	Oscar Ivory		6	10	2	4	5	3	14	1	1			
42	Steve Shaw			0			0				1			
40	Ronald Ivory			1			0				1			
12	Sultaire Hearne			0			0							
22	Anthony Lee		3	4	0	0	6	4	6	1				
32	Tommy Bell			1			0							
	TEAM REBOUNDS (Included in Totals)						2							
	TOTALS		26	60	16	20	35	16	66	16	14			

FG %: 1st Half 44.1% 2nd Half _____ Game 43.3%

FT %: 1st Half 67.5% 2nd Half _____ Game 80.0%

Deadball Rebounds 1

OFFICIALS: Ramsey, Salyers

Technical Fouls: _____

Attendance _____

©by National Collegiate Athletic Association 1976

SCORE BY PERIODS	1st Qt. H.	2nd Qt. H.	3rd Qt. QT	4th Qt. QT	FINAL
Nash. Christian	15	11	14	13	53
Bolton	13	24	9	22	68

A 13

OFFICIAL NCAA BASKETBALL BOX SCORE

Date March 20, 1981 Site Murfreesboro, TN

VISITORS (Last Name, First)

No.	Alcoa 25-6		FG	FGA	FT	FTA	REB	PF	TP	A	TO	BLK	S	MI
14	Mike Pittard	f	9	16	5	6	5	5	23	4	4			
20	Eric Anthony	f	2	3	0	0	1	5	4	2	2			
30	Sidney Scott	c	1	1	0	0	4	0	2	1	0			
32	Nathaniel Warren	g	6	19	2	3	6	2	14	4	3			
52	Mitch Love	g	3	7	1	2	4	3	7	1	4			
50	Lamar Norris		5	15	0	2	14	3	10		1			
42	Victor Green		3	4	0	0	4	4	6		1			
	TEAM REBOUNDS (Included in Totals)						3							
	TOTALS		29	65	8	15	40	22	66	12	15			

FG %: 1st Half 28.6% 2nd Half _____ Game 44.6% Deadball Rebounds 2

FT %: 1st Half 33% 2nd Half _____ Game 61.5%

HOME

No.	Memphis Bolton 31-5		FG	FGA	FT	FTA	REB	PF	TP	A	TO	BLK	S	MI
10	Michael Williams	f	3	9	4	5	2	1	10	4	5			
20	Darrell Brown	f	5	10	0	0	0	5	10	1	2			
24	Reginald Bell	c	7	13	4	7	6	4	18	2	6			
44	Greg Shaw	g	2	3	2	3	5	0	6	1	0			
52	Gerald Chambers	g	1	4	2	2	6	3	4	1	2			
12	Sultaire Hearne			0										
30	Oscar Ivory		4	7	7	9	6	0	15	2				
22	Anthony Lee		3	4	0	3	5	1	6					
32	Tommy Bell			1										
	TEAM REBOUNDS (Included in Totals)						0							
	TOTALS		25	51	19	29	33	14	69	11	15			

FG %: 1st Half 44% 2nd Half _____ Game 49.0% Deadball Rebounds 3

FT %: 1st Half 63% 2nd Half _____ Game 65.5%

OFFICIALS: Jones, Watkins

Technical Fouls: Pittard - Alcoa

Attendance _____

©by National Collegiate Athletic Association 1976

SCORE BY PERIODS

	1st Qt.	2nd Qt.	3rd Qt.	4th Qt.	OT	FINAL
Alcoa	7	14	20	17	8	6
Mem. Bolton	14	15	13	16	11	6

A

19

OFFICIAL NCAA BASKETBALL BOX SCORE

Date 3-21-81 Site M'boro

VISITORS (Last Name, First)

No.	Hampton		FG	FGA	FT	FTA	REB	PF	TP	A	TO	BLK	S	MIN
11	Jimmy Oliver	f	2	8	2	3	0	2	6	5	3			
21	Jay Holtsclaw	f	2	3	0	1	3	2	4	5	1			
23	Greg Hicks	c	9	18	3	4	10	3	21	0	2			
43	Mark Street	g	6	13	2	4	7	2	14	5	1			
45	Chris Wilson	g	9	22	0	0	15	4	18	1	4			
25	Carl Harrison		0	1	0	0	0	0	0		0			
41	Gary Evans		0	0	0	0	0	0	0		0			
	TEAM REBOUNDS (Included in Totals)						2							
	TOTALS		29	65	8	14	37	13	66	16	11			

FG %: 1st Half 44.8% 2nd Half _____ Game 44.6% Deadball Rebounds 1

FT %: 1st Half 54.5% 2nd Half _____ Game 57.1

HOME

No.	Bolton		FG	FGA	FT	FTA	REB	PF	TP	A	TO	BLK	S	MIN
10	Michael Williams	f	2	7	2	2	4	2	6	7	3			
20	Darrell Brown	f	12	23	2	6	12	3	26	9	2			
24	Reginald Bell	c	5	16	0	0	5	3	10	2	2			
44	Greg Shaw	g	0	2	0	0	0	1	0	0	0			
30	Oscar Ivory	g	5	12	0	0	7	4	10	0	1			
52	Gerald Chambers		3	6	2	2	8	1	8	0	0			
22	Anthony Lee		4	4	1	3	9	2	9	0	1			
42	Steve Shaw		1	0	0	0	0	0	2	0	0			
	TEAM REBOUNDS (Included in Totals)						3							
	TOTALS		32	70	7	13	48	16	71	18	9			

FG %: 1st Half 47.3% 2nd Half _____ Game 44.3% Deadball Rebounds 1

FT %: 1st Half 33.3% 2nd Half _____ Game 53.8%

OFFICIALS: Jones, Moore

Technical Fouls: _____

Attendance _____

©by National Collegiate Athletic Association 1976

SCORE BY PERIODS

	1st Qt.	2nd Qt.	3rd Qt.	4th Qt.	FINAL
Hampton	18	14	14	20	66
Bolton	15	25	12	19	71

1980 Class A State Boys' Basketball Tournament

March 11 - March 15, 1980 · Murphy Center - MTSU - Murfreesboro, TN

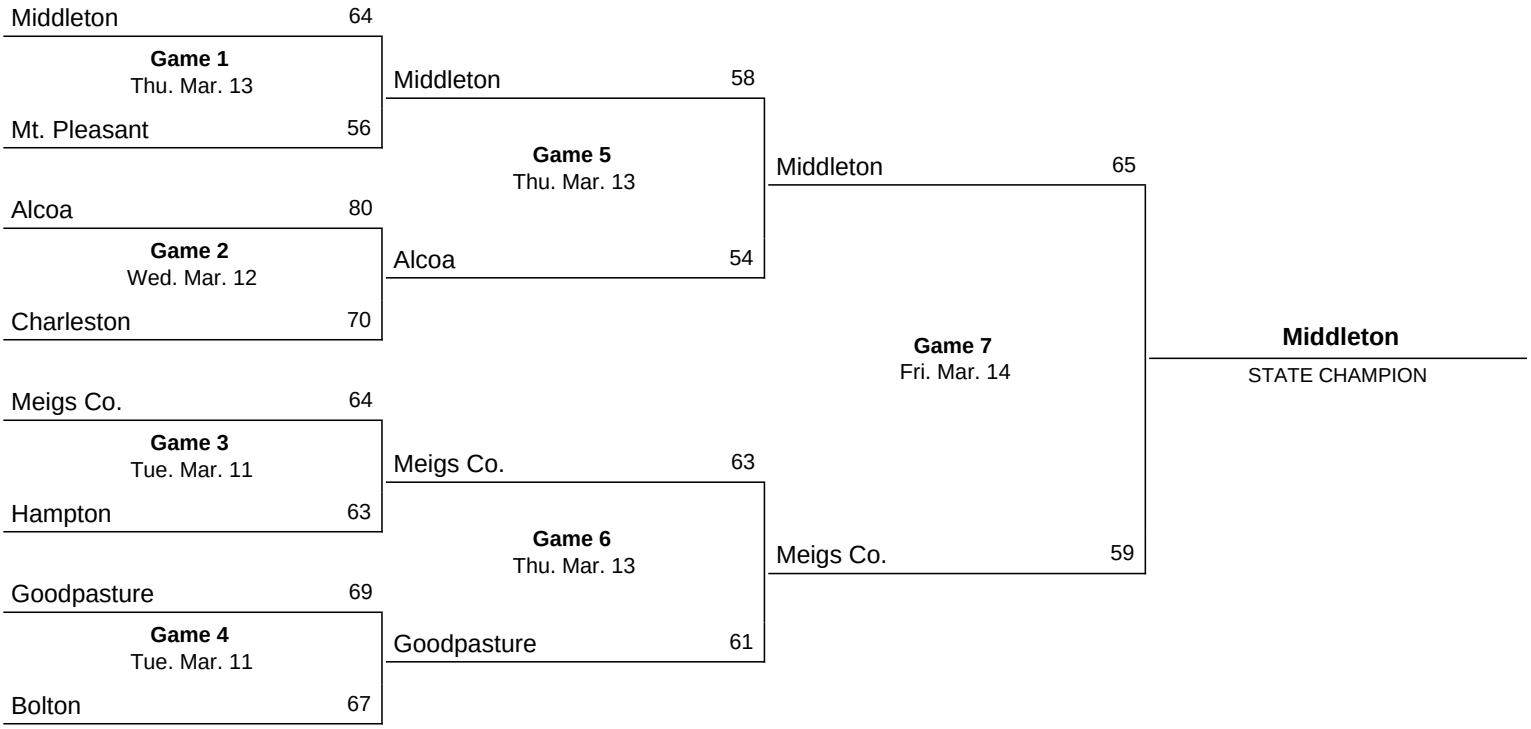

5

OFFICIAL NCAA BASKETBALL BOX SCORE

Date 3/11/80 Site Murfreesboro

-FINAL-

VISITORS (Last Name, First)

No.	GOODPASTURE		FG	FGA	FT	FTA	REB	PF	TP	A	TO	BLK	S	MIN
4	BENZ, CURTIS	f	2	4	0	4	3	0	4	4	6			
10	PILKINTON, DALE	f	3	5	0	1	6	2	6	3	8			
2	DENSON, DARRELL	c	5	8	3	5	10	3	13	0	1			
4	CARTER, MYRON	g	7	13	8	8	6	3	22	3	4			
4	BATES, RANDY	g	8	9	5	9	10	3	21	1	5			
0	FILSON, JEFF		0	0	0	0	1	0	0	0	0			
0	FULLER, KEVIN		1	1	1	1	0	0	3	0	1			
	TEAM REBOUNDS (Included in Totals)						9							
	TOTALS		26	40	17	28	45	11	69	11	25			

FG %: 1st Half 75% (15-20) 2nd Half ____ Game 65.0 Deadball Rebounds ____

FT %: 1st Half 50% (5-10) 2nd Half ____ Game 60.7

HOME

No.	BOLTON		FG	FGA	FT	FTA	REB	PF	TP	A	TO	BLK	S	MIN
0	BROWN, DARRYL	f	9	20	0	0	8	5	18	3	1			
10	BOND, CLINT	f	1	4	0	2	2	3	2	0	0			
12	BROWN, RAYMOND	c	0	2	3	4	7	4	3	1	3			
13	BARNETT, MIKE	g	11	25	0	2	5	4	22	1	1			
14	SINGLETON, VINCE	g	11	23	0	1	3	4	22	3	3			
10	WILLIS, DENNIS		0	3	0	0	1	1	0	1	0			
12	LEAVY, JAMES		0	1	0	0	1	2	0	0	1			
14	IVORY, OSCAR		0	0	0	0	0	0	0	0	0			
	TEAM REBOUNDS (Included in Totals)						5							
	TOTALS		32	78	3	9	32	23	67	9	9			

FG %: 1st Half 41.1 (14-34) 2nd Half ____ Game 41.0 Deadball Rebounds ____

FT %: 1st Half 16.6 (1-6) 2nd Half ____ Game 33.3

OFFICIALS: Ray Moffett, Ted McKeehan

Technical Fouls: NONE

Attendance 3,949

SCORE BY PERIODS	1st H.	2nd H.	3rd	4th	FINAL
Goodpasture	12	23	16	18	69
Bolton	12	17	22	16	67

©by National Collegiate Athletic Association 1976

OFFICIAL NCAA BASKETBALL BOX SCORE Date 3/11/80 Site Murfreesboro

VISITORS (Last Name, First) —Halftime—

No.	Goodpasture		FG	FGA	FT	FTA	REB	PF	TP	A	TO	BLK	S	MIN
24	Benz, Curtis	f	1	3	0	2	2	0	2	2	1			
40	Pilkinton, Dale	f	1	2	0	0	2	1	2	2	4			
52	Denson, Darrell	c	3	4	0	1	6	2	6	0	0			
34	Carter, Myron	g	5	6	2	2	4	2	12	1	1			
54	Bates, Randy	g	4	4	2	4	4	1	10	1	2			
30	Filson, Jeff		0	0	0	0	1	0	0	0	0			
20	Fuller, Kevin		1	1	1	1	0	0	3	0	1			
	TEAM REBOUNDS (Included in Totals)						2							
	TOTALS		15	20	5	10	21	6	35	6	9			

FG %: 1st Half 75% 2nd Half _____ Game _____ Deadball Rebounds _____

FT %: 1st Half 50% 2nd Half _____ Game _____

HOME

No.	Bolton		FG	FGA	FT	FTA	REB	PF	TP	A	TO	BLK	S	MIN
20	Brown, Darryl	f	3	7	0	0	3	1	6	1	0			
40	Bond, Clint	f	1	2	0	2	2	2	2	0	0			
32	Brown, Raymond	c	0	1	1	2	2	3	1	0	2			
22	Barnett, Mike	g	6	14	0	1	1	2	12	1	1			
24	Singleton, Vince	g	4	9	0	1	1	1	8	2	1			
30	Willis, Dennis		0	1	0	0	1	0	0	0	0			
	TEAM REBOUNDS (Included in Totals)						1							
	TOTALS		14	34	1	6	11	9	29	4	4			

FG %: 1st Half 41.1 2nd Half _____ Game _____ Deadball Rebounds _____

FT %: 1st Half 16.6 2nd Half _____ Game _____

OFFICIALS: Ray Moffett, Ted McKeehan

Technical Fouls: _____

Attendance _____

©by National Collegiate Athletic Association 1976

SCORE BY PERIODS	1st H.	2nd H.	OT	OT	FINAL
Goodpasture	12	23			35
Bolton	12	17			29

1979 Class A State Boys' Basketball Tournament

March 20 - March 24, 1979 · Murphy Center - MTSU - Murfreesboro, TN



11

OFFICIAL NCAA BASKETBALL BOX SCORE

Date MARCH 21, 1979 Site MTSU - STATE TOURNAMENT

VISITORS (Last Name, First)

No.	Alcoa High "Tornadoes"		FG	FGA	FT	FTA	REB	PF	TP	A	TO	BLK	S	M
32	George, David	f	6	16	0	0	8	2	12	1	2			
52	Love, Mitch	f	2	6	0	3	4	2	4	0	1			
44	Brown, Richard	c	5	7	0	0	9	4	10	1	1			
12	Whitted, Terry	g	3	15	1	2	1	0	7	3	10			
10	Love, Gaylon	g	6	14	0	1	4	4	12	0	1			
14	Pittard, Mike		0	1			2	1		0	1			
20	Anthony, Eric		0	2	2	2	2	1	2	0	1			
24	Jackson, Todd			0			0	1		0	1			
30	Scott, Sidney			0			0			0	2			
34	Hollifield, Mike		2	2	0	0	0	0	4	0	0			
40	Hamilton, Scott			0			0			1	0			
42	Lawrence, Doug			0			0			0	1			
	TEAM REBOUNDS (Included in Totals)						50							
	TOTALS		24	63	3	8	90	15	51	6	21			

FG %: 1st Half _____ 2nd Half _____ Game 38.1 Deadball Rebounds _____

FT %: 1st Half _____ 2nd Half _____ Game 37.5

HOME

No.	Bolton		FG	FGA	FT	FTA	REB	PF	TP	A	TO	BLK	S	M
42	Shaw, Kraft	f	8	13	2	2	7	3	18	3	3			
12	Dowell, Cecil	f	4	11	2	5	3	3	10	4	3			
22	Barnett, Michael	c	9	14	5	7	13	1	23	3	1			
20	Wiggins, James	g	8	19	1	1	10	1	17	1	4			
24	Singleton, Vincent	g	3	6	1	2	5	2	7	2	0			
44	Anderson, Quincy		1	6	2	4	6	2	4	1	0			
30	Willis, Dennis		1	2	0	1	2	2	2	0	0			
40	Bond, Clint			0			1			0	0			
32	Brown, Raymond													
52	Leavy, James													
50	Brown, Darrell													
10	Williams, Michael		0	1	2	2	0	1	2	0	1			
	TEAM REBOUNDS (Included in Totals)						9							
	TOTALS		34	72	15	24	56	15	83	14	12			

FG %: 1st Half _____ 2nd Half _____ Game 47.2 Deadball Rebounds _____

FT %: 1st Half _____ 2nd Half _____ Game 62.5

OFFICIALS: LARRY MYRICK & LEO MARTINDALE

Technical Fouls: M. LOVE

Attendance _____

©by National Collegiate Athletic Association 1978

SCORE BY PERIODS	1st H.	2nd H.	OT	OT	FIN
ALCOA	10	13	14	14	5
BOLTON	21	18	22	22	8

16

OFFICIAL NCAA BASKETBALL BOX SCORE

Date MARCH 23, 1979 Site MTSU – STATE TOURNAMENT

VISITORS (Last Name, First)

No.	BOLTON		FG	FGA	FT	FTA	REB	PF	TP	A	TO	BLK	S	MIN
42	SHAW KRAFT	f	3	8	0	0	7	2	6	2	0			
12	DOWELL, CECIL	f	10	17	3	4	4	2	23	3	2			
22	BARNETT, MICHAEL	c	4	6	3	4	8	2	11	1	5			
20	WIGGINS, JAMES	g	9	16	1	2	5	0	19	0	3			
24	SINGLETON, VINCENT	g	4	6	1	2	2	0	9	1	2			
44	ANDERSON, QUINCY		1	4	0	0	3	1	2	1	0			
30	WILLIS, DENNIS		0	1			2	2		0	0			
40	BOND, CLINT		1	2	0	0	1	2	2	2	2			
32	BROWN, RAYMOND		0	1	1	2	6	0	1	0	1			
50	BROWN, DARRELL		3	4	2	2	0	1	8	0	1			
10	WILLIAMS, MICHAEL		0	1	3	5	0	2	3	0	1			
52	LEAVEY, JAMES		0	0			0	1						
	TEAM REBOUNDS (Included in Totals)						5							
	TOTALS		35	66	14	21	43	15	84	10	17			

FG %: 1st Half _____ 2nd Half _____ Game 53.0 Deadball Rebounds _____

FT %: 1st Half _____ 2nd Half _____ Game 66.6

HOME

No.	SEQUATCHIE CO.		FG	FGA	FT	FTA	REB	PF	TP	A	TO	BLK	S	MIN
12	CARTWRIGHT, KEITH	f	5	15	1	6	6	2	11	0	14			
22	LONG, RICHARD	f	1	2	0	0	1	1	2	1	4			
14	NEWMAN, BRUCE	c	1	8	1	2	5	2	3	0	3			
44	HOBBS, GERALD	g	3	9	3	4	7	3	9	1	2			
34	CARTWRIGHT, JEFF	g	3	8	0	1	7	1	6	0	2			
30	ALLEN, MARK		0	2	2	2	2	0	2	0	2			
32	DAHLGREN, ROY		3	3	0	0	2	4	6	0	1			
10	WALLACE, RICKEY		0	0			0	1		0	2			
40	LOCKHART, GREG		1	1	0	0	1	1	2	0	0			
20	BARKER, GREG									1	3			
24	JOHNSON, GREG				0	1				0	1			
42	FRAZEY, LARRY									0	0			
	TEAM REBOUNDS (Included in Totals)						8							
	TOTALS		17	48	7	16	34	15	41	3	34			

FG %: 1st Half _____ 2nd Half _____ Game [redacted] 35.4 Deadball Rebounds _____

FT %: 1st Half _____ 2nd Half _____ Game 43.8

OFFICIALS: LEO MACRINDALE & GEORGE MAYBERRY

Technical Fouls: LEAVY

Attendance 2,906

©by National Collegiate Athletic Association 1978

SCORE BY PERIODS

	1st H.	2nd H.	OT	OT	FINAL
BOLTON	25	16	26	17	84
SEQUATCHIE CO.	12	11	6	12	41

19

CLASS "A" CHAMPIONSHIP

OFFICIAL NCAA BASKETBALL BOX SCORE

Date March 24, 1979 Site MTSU Murphy Center

"A" Championship Game

VISITORS (Last Name, First)

No.	BOLTON "Wildcats"		FG	FGA	FT	FTA	REB	PF	TP	A	TO	BLK	S	MIN
24	SINGLETON, Vincent	f	1	3	0	0	4	1	2	1	0			
20	WIGGINS, James	f	5	15	2	4	8	2	12	1	0			
22	BARNETT, Michael	c	5	14	3	5	6	3	13	2	1			
42	DOWELL, Cecil	g	9	16	0	0	6	4	18	3	3			
42	SHAW, Kraft	g	6	10	2	3	7	0	14	2	3			
44	ANDERSON, Quincy		2	2	1	2	2	2	5					
30	WILLIS, Dennis													
40	BOND, Clint													
32	BROWN, Raymond													
52	LEAVY, James													
50	BROWN, Darrell													
10	WILLIAMS, Michael													
	TEAM REBOUNDS (Included in Totals)						2							
	TOTALS		28	60	8	14	35	12	64	9	7			

FG %: 1st Half _____ 2nd Half _____ Game 46.7

FT %: 1st Half _____ 2nd Half _____ Game 57.1

Deadball Rebounds _____

HOME

No.	POWELL VALLEY "Indians"		FG	FGA	FT	FTA	REB	PF	TP	A	TO	BLK	S	MIN
41	HELTON, David	f	8	13	4	6	5	3	20	1	3			
33	KINCAID, Barry	f	11	23	0	1	6	3	22	2	2			
35	ROGERS, Gary	c	5	5	2	2	4	2	12	0	3			
21	TURNER, Sherman	g	1	4	0	0	8	2	2	1	1			
11	PETERS, Dan	g	1	2	2	2	0	1	4	3	3			
13	SLAVEN, Mike													
23	OVERTON, Lewis													
31	HOSKINS, Dan													
25	EDWARDS, Sam													
15	GILBERT, Dennis													
	TEAM REBOUNDS (Included in Totals)						4							
	TOTALS		26	47	8	11	27	11	60	7	12			

FG %: 1st Half _____ 2nd Half _____ Game 55.3

FT %: 1st Half _____ 2nd Half _____ Game 72.7

Deadball Rebounds _____

OFFICIALS: Bill Melton, Larry Myrick

Technical Fouls: _____

Attendance _____

©by National Collegiate Athletic Association 1976

SCORE BY PERIODS

	1st H.	2nd H.	OT	OT	FINAL
Bolton	18	15	14	17	64
Powell Valley	15	14	16	15	60

1978 Class A State Boys' Basketball Tournament

March 14 - March 18, 1978 · Murphy Center - MTSU - Murfreesboro, TN



2 A

OFFICIAL NCAA BASKETBALL BOX SCORE

Date March 14, 1978 Site Murphy Center - MTSU

VISITORS (Last Name, First)

No.	BOLTON		FG	FGA	FT	FTA	REB	PF	TP	A	TO	BLK	S	MIN
12	Cecil Dowell	f	3	6	0	1	2	4	6	1	3			
20	James Wiggins	f	6	11	0	0	4	2	12	2	0			
50	Herman Boyd	c	3	7	4	4	12	4	10	0	1			
24	Otis Jackson	g	10	15	0	2	1	1	20	9	4			
40	Willie Gossett	g	4	11	3	5	6	2	11	2	2			
30	Thomas Williams		2	3	0	0	2	2	4	0	1			
10	Johnny Ragland		5	10	2	2	1	2	12	0	1			
44	Quincy Anderson		0	1	2	2	1	0	2	0	0			
52	Keith Dowell		0	0	1	3	1	0	1	0	0			
32	Kraft Shaw		1	2	0	0	0	0	2	0	0			
42	James Leavy		1	1	0	0	2	1	2	0	0			
	TEAM REBOUNDS (Included in Totals)						16	(42)						
	TOTALS		35	67	12	19	[illegible]	18	82	14	12			

FG %: 1st Half 15-32 (46.8) 2nd Half _____ Game 52.2 Deadball Rebounds _____

FT %: 1st Half 2-3 (66.7) 2nd Half _____ Game 63.0

HOME

No.	FRIENDSVILLE		FG	FGA	FT	FTA	REB	PF	TP	A	TO	BLK	S	MIN
35	Kevin Perry	f	3	9	0	0	1	2	6	3	3			
51	Terry James	f	3	9	3	3	9	3	9	0	3			
41	Allen Ammons	c	10	16	2	3	8	5	22	0	5			
31	Ricky Bryant	g	1	6	0	2	2	5	2	2	11			
33	Randall Endsley	g	0	3	0	1	4	1	0	2	5			
43	Jerry James		0	0	0	0	1	1	0	1	0			
45	Stu Teffeteller		0	0	2	2	0	1	2	0	0			
21	Vince Woodby		1	2	1	2	0	0	3	0	5			
15	Danny Linginfelter		0	1	1	2	1	1	1	0	3			
25	Chris Denton		0	0	0	0	0	0	0	0	0			
23	Rodney Bryant		0	0	0	1	1	0	0	0	1			
53	Brian Moody		0	0	0	1	0	1	0	0	1			
	TEAM REBOUNDS (Included in Totals)						86							
	TOTALS		18	46	9	17	33	20	45	8	37			

FG %: 1st Half 8-24 (33.3) 2nd Half _____ Game 39.1 Deadball Rebounds _____

FT %: 1st Half 4-5 (80.0) 2nd Half _____ Game 52.9

OFFICIALS: Asbury & Dozier

Technical Fouls: _____

Attendance 1,070 (Session)

©by National Collegiate Athletic Association 1976

SCORE BY PERIODS	1st H.	2nd H.	OT	OT	FINAL
Bolton	16	16	20	30	82
Friendsville	7	13	14	11	45

15 A

OFFICIAL NCAA BASKETBALL BOX SCORE

Date March 17, 1978 Site Murphy Center - MTSU

VISITORS (Last Name, First)

No.	ELKTON		FG	FGA	FT	FTA	REB	PF	TP	A	TO	BLK	S	MIN
20	Kenny Franklin	f	4	7	0	0	6	0	8	1	4			
32	Ken Rolin	f	0	5	2	2	0	1	2	2	6			
24	Reginald Holt	c	3	11	0	0	3	2	6	0	3			
22	Max Smith	g	1	4	0	0	3	2	2	0	7			
30	Willie Fletcher	g	3	6	0	0	6	0	6	3	7			
42	Greg Merrell													
34	~~XX~~ Jim Magnusson													
40	Darrell Demastus													
12	Rocky Bue													
10	James Holt													
14	Wade Boggs													
44	Steve Thompson													
	TEAM REBOUNDS (Included in Totals)						4							
	TOTALS		11	33	2	2	22	5	24	6	27			

FG %: 1st Half 50.0 (3-6) 2nd Half _____ Game 33.3 Deadball Rebounds _____

FT %: 1st Half 100% (2-2) 2nd Half _____ Game 100% _____

HOME

No.	BOLTON		FG	FGA	FT	FTA	REB	PF	TP	A	TO	BLK	S	MIN
12	Cecil Dowell	f	2	4	2	2	3	1	6	0	2			
20	James Wiggins	f	1	7	0	0	7	1	2	3	3			
50	Herman Boyd	c	5	10	1	2	4	2	11	2	2			
24	Otis Jackson	g	8	14	0	0	2	0	16	4	0			
40	Willie Gossett	g	3	5	0	0	4	1	6	4	2			
30	Thomas Williams		3	7	0	0	2	1	6	1	2			
10	Johnny Ragland		0	2	0	0	3	1	0	0	1			
44	Quincy Anderson		0	0	0	0	1	0	0	0	1			
52	Keith Dowell		0	4	0	0	3	0	0	0	1			
32	Kraft Shaw		0	2	0	0	2	0	0	0	2			
42	James Leavy		0	0	0	0	0	0	0	0	0			
	TEAM REBOUNDS (Included in Totals)						5							
	TOTALS		22	55	3	4	36	7	47	14	16			

FG %: 1st Half 36.6 (11-30) 2nd Half _____ Game 40.0 Deadball Rebounds _____

FT %: 1st Half 0.0 (0-0) 2nd Half _____ Game 75.0 _____

OFFICIALS: Dozier & McClellan

Technical Fouls: _____

Attendance _____

©by National Collegiate Athletic Association 1976

SCORE BY PERIODS	1st H.	2nd H.	OT	OT	FINAL
ELKTON	4	4	6	10	24
BOLTON	10	12	16	9	47

19

A

OFFICIAL NCAA BASKETBALL BOX SCORE

Date _____ Site _____

VISITORS (Last Name, First)

No.	GOODPASTURE		FG	FGA	FT	FTA	REB	PF	TP	A	TO	BLK	S	MIN
31	Selver, Philip	f	1	3	2	2	1	1	4	1	3			
23	Edwards, Keith	f	1	3	0	1	2	4	2	3	1			
51	Flansburg, Drew	c	5	8	3	4	4	1	13	1	2			
55	Shoaf, Tim	g	4	12	2	2	5	1	10	4	4			
43	Banks, Alan	g	10	12	4	5	3	1	24	0	0			
25	Myers, Philip													
45	Denson, Darrell													
21	McNeal, John													
35	Lemley, Rodney		0	4	0	0	1	3	0	4	3			
41	Drake, Gilbert													
33	Campbell, Earl													
53	Townsend, Tracy		0	0	0	0	0	1	0	0	1			
	TEAM REBOUNDS (Included in Totals)						3							
	TOTALS		21	42	11	14	19	12	53	13	14			

FG %: 1st Half 61.1 (11-18) 2nd Half _____ Game 50.0 Deadball Rebounds _____

FT %: 1st Half 66.7 (6-9) 2nd Half _____ Game 78.5

HOME

No.	BOLTON		FG	FGA	FT	FTA	REB	PF	TP	A	TO	BLK	S	MIN
12	Cecil Dowell	f	4	12	2	2	5	2	10	2	2			
20	James Wiggins	f	3	8	4	5	7	2	10	0	3			
50	Herman Boyd	c	2	5	0	0	8	3	4	0	1			
24	Otis Jackson	g	10	16	2	2	1	4	22	1	4			
40	Willie Gosset	g	4	11	2	3	11	2	10	0	2			
30	Thomas Williams		2	3	0	1	3	0	4	1	1			
10	Johnny Ragland		2	2	0	0	0	1	4	0	1			
44	Quincy Anderson													
52	Keith Dowell		0	0	0	0	1	0	0	0	0			
32	Kraft Shaw													
42	James Leavy													
	TEAM REBOUNDS (Included in Totals)						2							
	TOTALS		27	57	10	13	38	14	64	4	14			

FG %: 1st Half 36.8 (14-38) 2nd Half _____ Game 47.3 Deadball Rebounds _____

FT %: 1st Half 72.7 (8-11) 2nd Half _____ Game 76.1

OFFICIALS: Jones & McClellan

Technical Fouls: _____

Attendance _____

©by National Collegiate Athletic Association 1970

SCORE BY PERIODS	1st H.	2nd H.	OT	OT	FINAL
Goodpasture	12	16	16	9	53
Bolton	19	17	16	12	64

1977 Class A State Boys' Basketball Tournament

March 15 - March 19, 1977 · Murphy Center - MTSU - Murfreesboro, TN

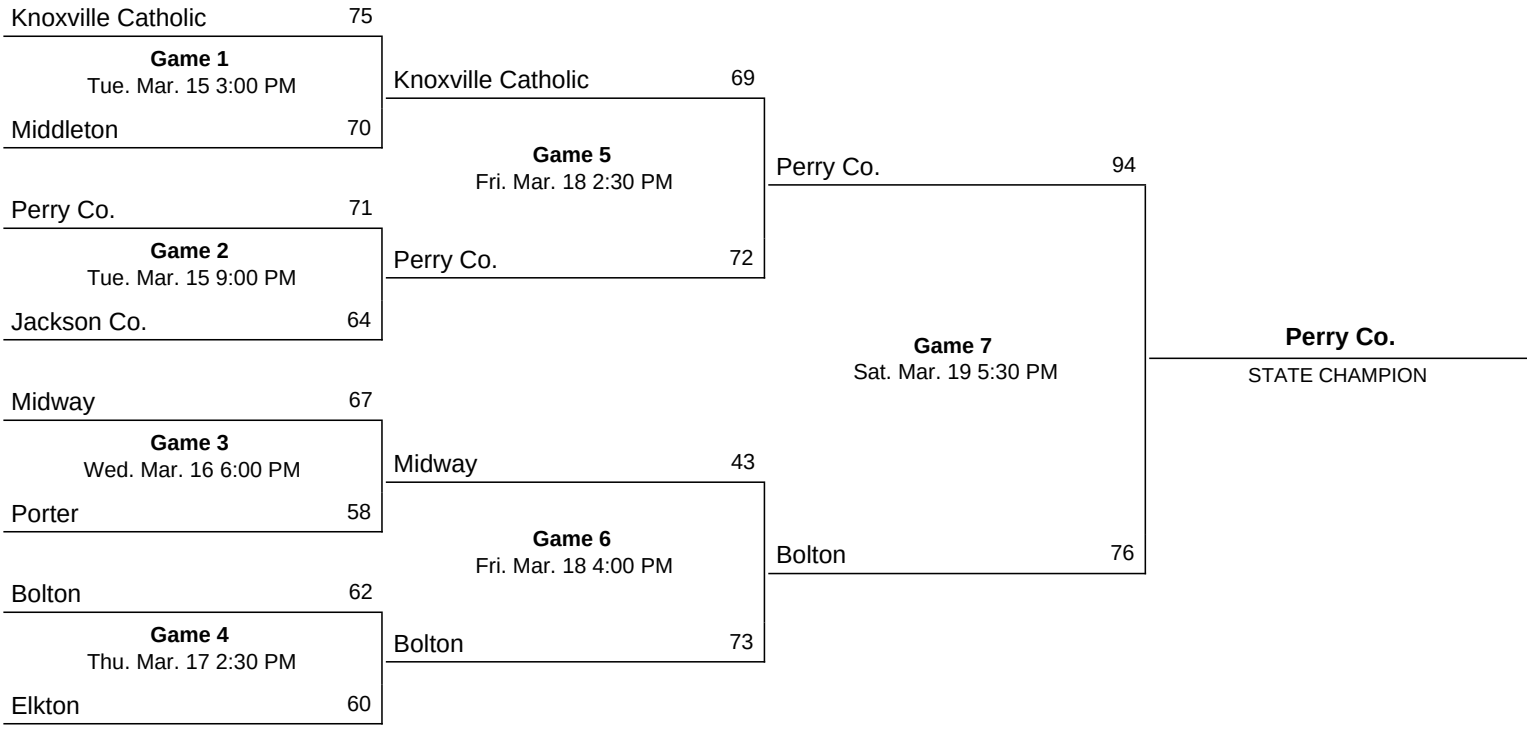

11

OFFICIAL NCAA BASKETBALL BOX SCORE

Date March 17, 1977 Site Murphy Center/MTSU

FIRST ROUND TSSAA CLASS "A" STATE TOURNAMENT Murfreesboro, Tenn.

VISITORS (Last Name, First)

No.	ELKTON		FG	FGA	FT	FTA	REB	PF	TP	A	TO	BLK	S	MIN
20	MARTIN, Ricky	f	9	12	6	7	9	2	24	0	2			
40	HARNEY, Hobson	f	3	5	4	4	11	2	10	0	4			
34	CURTIS, Mark	c	6	20	2	5	10	4	14	3	4			
32	ROLIN, Ken	g	2	4	1	3	1	1	5	4	5			
22	BIRDSONG, Stanley	g	3	12	0	0	2	1	6	1	5			
10	DEMASTUS, Darrell													
12	HOLT, Glen		0	0	0	1	0	0	0	0	0			
14	ROLIN, Barry													
24	HOLT, Reginald													
30	YANT, John													
42	NOLTE, Willie													
44	THOMPSON, Steve		0	2	1	2	1	1	1	1	0			
	TEAM REBOUNDS (Included in Totals)						14							
	TOTALS		23	55	14	22	48	11	60	9	20			

FG %: 1st Half 10-21 - 38.5% 2nd Half _____ Game 41.8

FT %: 1st Half 8-11 - 72.7 2nd Half _____ Game 62.6

Deadball Rebounds 4

HOME

No.	BOLTON		FG	FGA	FT	FTA	REB	PF	TP	A	TO	BLK	S	MIN
20	WIGGINS, James	f	2	9	0	2	1	0	4	0	1			
42	DOWELL, Cedric	f	2	5	2	4	4	4	6	0	0			
50	BOYD, Herman	c	3	7	0	0	6	5	6	0	4			
12	DOWELL, Cecil	g	2	7	1	2	2	2	5	1	3			
24	JACKSON, Otis	g	8	17	3	4	2	1	19	2	2			
10	BEAVER, James		5	11	0	0	6	1	10	4	0			
30	WILLIAMS, Thomas		4	6	0	1	4	3	8	2	4			
40	GOSSETT, Willie		2	2	0	0	3	1	4	0	1			
40	ANDERSON, Quincy		0	0	0	0	0	1	0	0	0			
52	DOWELL, Keith													
32	SHAW, Kraft													
	TEAM REBOUNDS (Included in Totals)						6							
	TOTALS		28	64	6	12	34	18	62	9	15			

FG %: 1st Half 10-28 - 35.7% 2nd Half _____ Game 43.8

FT %: 1st Half 5-7 - 71.4% 2nd Half _____ Game 50.0

Deadball Rebounds 1

OFFICIALS: Brent Foster and Joe Davis

Technical Fouls: Dowell Cedric

Attendance _____

©by National Collegiate Athletic Association 1976

SCORE BY PERIODS	1st H.	2nd H.	OT	OT	FINAL
Elkton	12-16	18-13	2		60
Bolton	15-10	21-12	4		62

16

OFFICIAL NCAA BASKETBALL BOX SCORE

Date March 18, 1977 Site Murphy Center/MTSU Murfreesboro, Tenn.

VISITORS (Last Name, First)

No.	Bolton "Wildcats"		FG	FGA	FT	FTA	REB	PF	TP	A	TO	BLK	S	MIN
20	James Wiggins	f	4	7	0	1	4	4	8	0	3			
42	Cedric Dowell	f	3	8	0	0	8	3	6	0	1			
50	Herman Boyd	c	4	7	2	2	10	4	10	0	3			
12	Cecil Dowell	g	5	13	1	2	6	2	11	0	3			
24	Otis Jackson	g	7	15	4	4	5	1	18	2	3			
10	James Beaver		3	9	2	2	3	2	8	0	1			
30	Thomas Williams		1	3	0	1	3	1	2	1	0			
40	Willie Gossett		3	8	0	0	3	0	6	0	1			
44	Quincey Anderson		0	0	0	0	0	0	0	0	0			
52	Keith Dowell		1	1	0	0	0	1	2	0	0			
32	Kraft Shaw		1	4	0	0	0	0	2	0	0			
	TEAM REBOUNDS (Included in Totals)						8							
	TOTALS		32	75	9	12	50	18	73	3	15			

FG %: 1st Half (14-33) 42.4 2nd Half _____ Game 42.6

FT %: 1st Half (5-7) 71.4 2nd Half _____ Game 75.0

Deadball Rebounds 2

HOME

No.	Midway "Green Waves"		FG	FGA	FT	FTA	REB	PF	TP	A	TO	BLK	S	MIN
40	Gary Humphreys	f	1	7	1	2	3	1	3	0	2			
22	Dale Presley	f	5	12	1	3	5	2	11	2	1			
32	Wade Ray	c	3	6	0	2	6	3	6	0	4			
30	Sanford Narramore	g	3	12	3	4	5	4	9	0	0			
10	Bryan Humphreys	g	5	9	0	0	5	2	10	1	2			
34	Jack Francis													
42	Ronnie Woody		1	1	0	0	0	1	2	0				
44	Brice Woody		0	0	0	0	0	0	0	0	0			
12	Keevin Woody		0	0	2	3	0	1	2	0	1			
14	Randy Rose		0	0	0	1	1	0	0	0	0			
24	Terry Nelson		0	0	0	0	0	0	0	0	0			
20	Greg Isbill													
	TEAM REBOUNDS (Included in Totals)						8							
	TOTALS		18	47	7	15	33	14	43	3	16			

FG %: 1st Half (11-31) 35.4 2nd Half _____ Game 38.2

FT %: 1st Half (0-2) — 2nd Half _____ Game 46.6

Deadball Rebounds 1

OFFICIALS: Brent Foster & Bill Moss

Technical Fouls:

Attendance 2,517

©by National Collegiate Athletic Association 1976

SCORE BY PERIODS	1st H.	2nd H.	OT	OT	FINAL
Bolton	20-13	12-28			73
Midway	12-10	11-10			43

19

OFFICIAL NCAA BASKETBALL BOX SCORE

Date March 19, 1977 Site Murfreesboro, Tenn.
MTSU's Murphy Center

VISITORS (Last Name, First)

No.	BOLTON "Wildcats"		FG	FGA	FT	FTA	REB	PF	TP	A	TO	BLK	S	MIN
20	James Wiggins	f	6	13	3	4	4	4	15	0	2			
42	Cedric Dowell	f	2	4	0	0	3	4	4	0	3			
50	Herman Boyd	c	4	8	4	5	13	5	12	0	3			
12	Cecil Dowell	g	5	12	2	5	6	3	12	3	3			
24	Otis Jackson	g	8	17	4	9	5	2	20	2	5			
10	James Beaver		1	4	1	2	2	4	3	1	4			
30	Thomas Williams		3	6	0	0	1	5	6	0	3			
40	Willie Gossett		2	4	0	0	7	3	4	0	2			
44	Quincey Anderson													
52	Keith Dowell													
32	Kraft Shaw		0	0	0	0	0	0	0	0	0			
	TEAM REBOUNDS (Included in Totals)						10							
	TOTALS		32	68	14	25	51	30	76	6	25			

FG %: 1st Half 38.7 (12-31) 2nd Half _____ Game 47.0
FT %: 1st Half 46.1 (6-13) 2nd Half _____ Game 56.0
Deadball Rebounds 6

HOME

No.	PERRY COUNTY "Vikings"		FG	FGA	FT	FTA	REB	PF	TP	A	TO	BLK	S	MIN
20	Mike Rhodes	f	16	29	14	18	11	3	46	3	3			
10	Travis Haymer	f	9	14	2	4	5	2	20	5	3			
24	John Phillips	c	5	6	8	12	6	3	18	0	1			
35	Ricky Wheat	g	1	4	1	2	4	5	3	0	4			
25	Darryl Garrison	g	0	1	0	0	0	3	0	0	3			
22	Thomas Mercer		1	2	2	2	0	1	4	2	5			
45	Jimmy Dixon		0	0	0	0	0	0	0	0	0			
13	Wilbur Majors		1	1	0	0	0	0	2	0	0			
33	Ricky Richardson		0	0	0	0	0	0	0	0	0			
34	Kevin Lineberry'		0	0	0	0	0	0	0	0	0			
32	Roger Mayberry'		0	0	1	2	0	2	1	0	0			
14	Dwight Bates		0	0	0	0	0	0	0	0	0			
	TEAM REBOUNDS (Included in Totals)						7							
	TOTALS		33	57	28	41	33	19	94	10	19			

FG %: 1st Half 64.2 (18-28) 2nd Half _____ Game 57.8
FT %: 1st Half 41.6 (5-12) 2nd Half _____ Game 68.2
Deadball Rebounds 2

OFFICIALS: Carroll Kite & Brent Foster
Technical Fouls: Perry County Coach (2), Bolton Coach
Attendance _____

©by National Collegiate Athletic Association 1976

SCORE BY PERIODS	1st H.	2nd H.	OT	OT	FINAL
Bolton	20-10	25-21			76
Perry County	21-20	15-38			94

1975 Small Class State Boys' Basketball Tournament

March 12 - March 15, 1975 · Murphy Center - MTSU - Murfreesboro, TN

Game 9
Thu. Mar. 13 2:30 PM

Bolton (32-3)	60
Happy Valley (24-9)	55

Game 10
Thu. Mar. 13 7:30 PM

BGA (25-5)	67
Bledsoe Co. (25-8)	56

Game 11
Wed. Mar. 12 7:30 PM

Denmark West (22-8)	72
Perry Co. (30-2)	71

Game 12
Wed. Mar. 12 2:30 PM

Friendsville (25-6)	61
Sale Creek (33-3)	45

Game 13
Fri. Mar. 14 7:30 PM

Bolton	82
BGA	73

Game 14
Fri. Mar. 14 2:30 PM

Denmark West	64
Friendsville	60

Game 15
Sat. Mar. 15 7:30 PM

Bolton	103
Denmark West	74

Bolton
STATE CHAMPION

CAGE CHART Happy Valley vs. Bolton AT TSSAA Boys State Tournament DATE Mar. 13, 1975 HALF Final

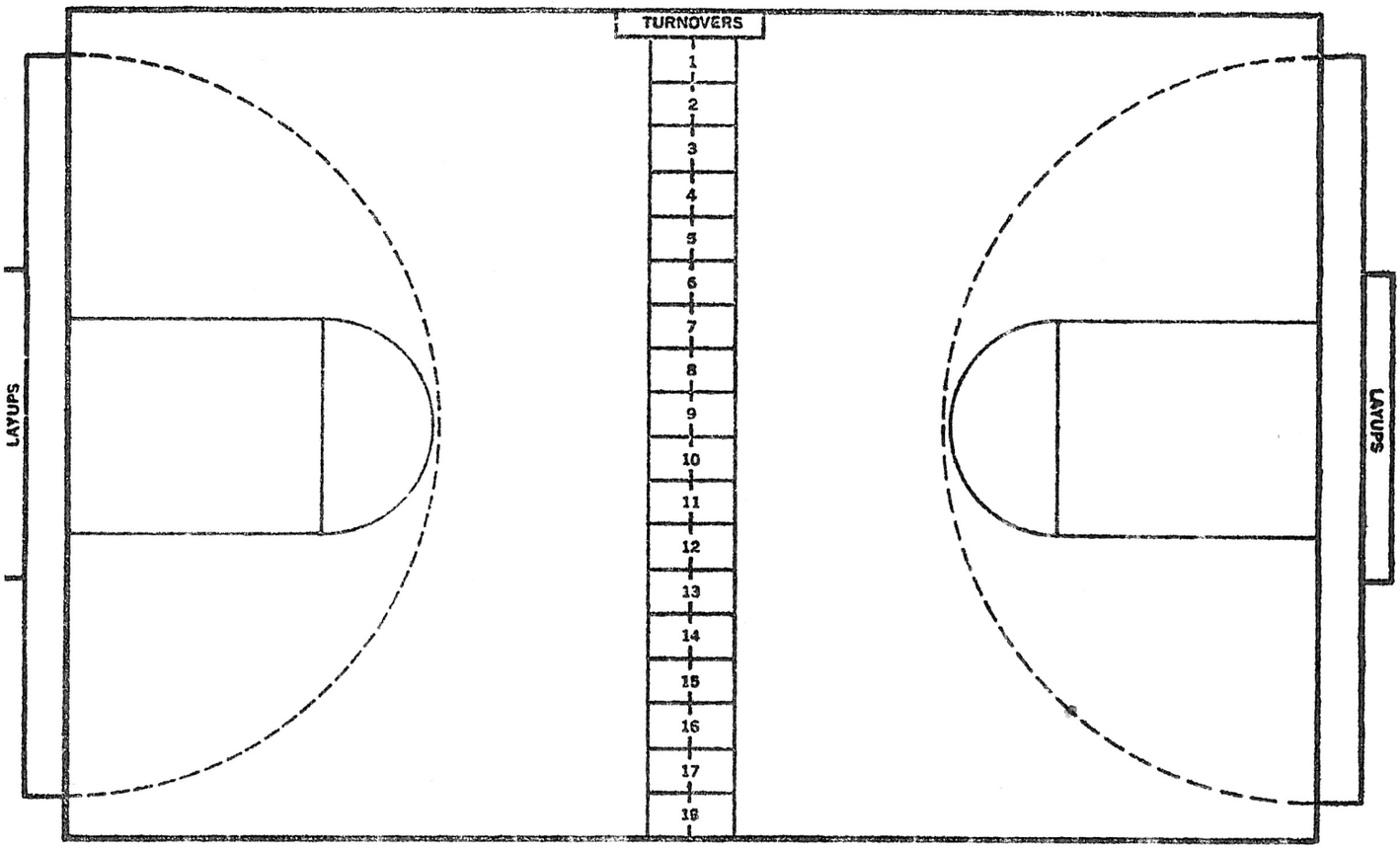

NO.	Happy Valley	FG—FGA	FT—FTA	RB	P	TP
32	Campbell Mitch	3-5	0-2	7	3	6
10	Goulds Phil	3-10	0-2	7	1	6
44	Walker Tony	7-13	2-4	14	3	16
24	Walker Buff	2-9	0-1	4	1	4
42	Wilson Richard	9-10	1-2	3	1	19
34	Teague Scott	2-4	0-0	1	0	4
20	Pope Rick	0-1	0-0	0	0	0
22	Randolph John	0-0	0-0	0	0	0
14	Hyatt John	0-0	0-0	0	0	0
		-	-			
		-	-			
		-	-			
		-	-			
		-	-			
TOTALS		26-52	3-11	36	9	55
PERCENTS		50.0	27.3	8	TEAM REBOUNDS (NOT IN TOTAL)	

NO.	Bolton	FG—FGA	FT—FTA	RB	P	TP
30	Lofton Ronnie	3-11	0-0	7	5	6
40	Price Rickey	7-12	2-2	17	3	16
24	Donahue Steve	7-20	1-2	6	4	15
20	Brewer Billy	2-11	2-5	7	3	6
10	Smith Quinton	7-21	1-2	4	1	15
22	Thomas Johnny	0-1	0-0	0	0	0
12	Holmes Jake	1-5	0-0	1	0	2
32	Williams Len	0-0	0-0	1	0	0
		-	-			
		-	-			
		-	-			
		-	-			
		-	-			
		-	-			
TOTALS		27-81	6-11	43	16	60
PERCENTS		33.3	54.5	6	TEAM REBOUNDS (NOT IN TOTAL)	

SCORE BY HALVES: Happy Valley: 12+12+18+13 = 55
Bolton: 15+10+17+18 = 60

CAGE CHART Happy Valley vs. Bolton AT Boys State Tournament DATE Mar. 13, 1975 HALF First

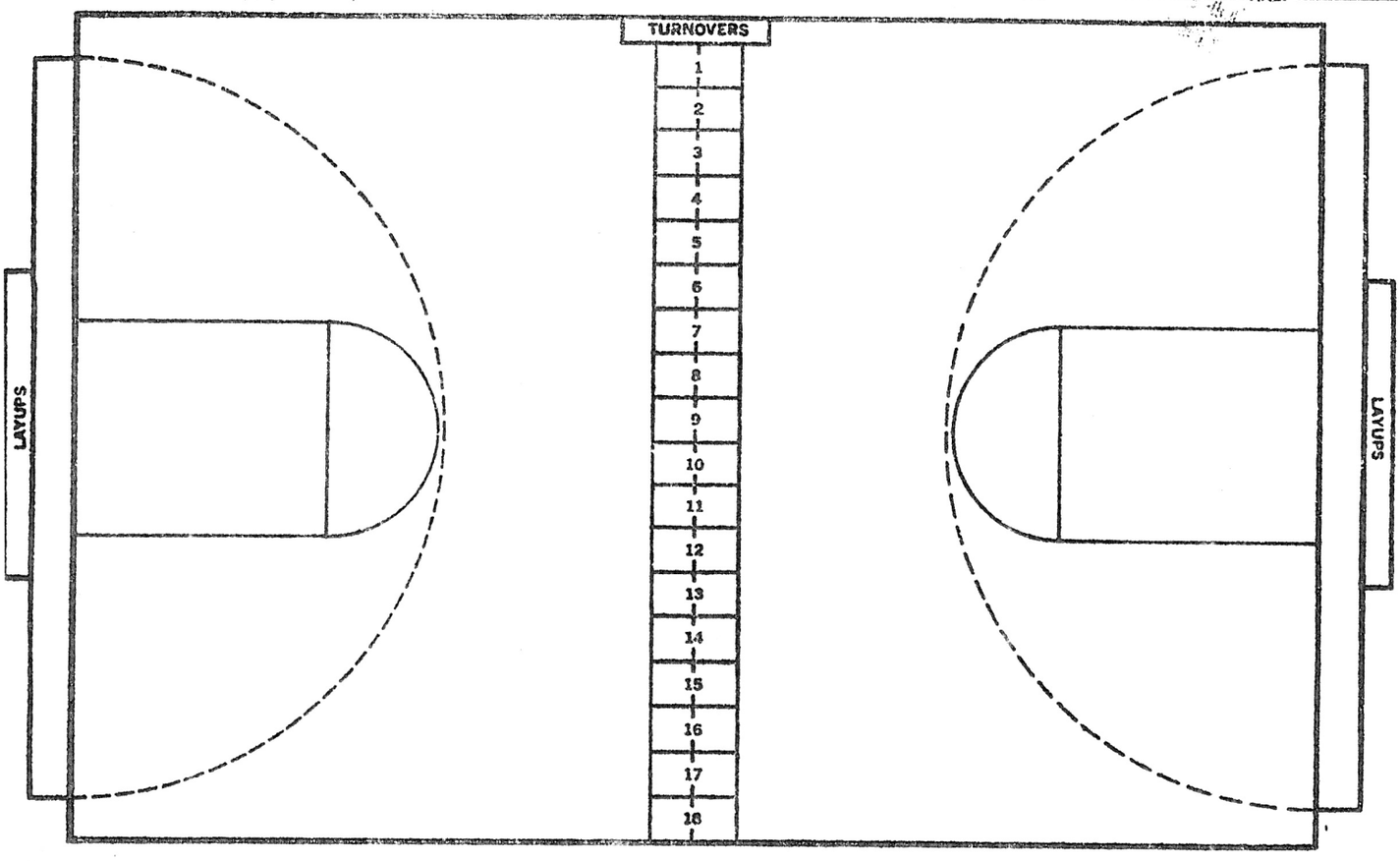

NO.	Happy Valley	FG—FGA	FT—FTA	RB	P	TP
32	Campbell Mitch	3-4	0-2	4	2	6
10	Goulds Phil	1-5	0-0	3	0	2
44	Walker Tony	3-5	0-1	8	2	6
24	Walker Buff	0-3	0-1	2	0	0
42	Wilson Richard	5-6	0-1	2	0	10
34	Teague Scott	0-1	0-0	0	0	0
20	Pope Rick	0-0	0-0	0	0	0
		-	-			
		-	-			
		-	-			
		-	-			
		-	-			
		-	-			
		-	-			
TOTALS		12-24	0-5	19	4	24
PERCENTS		50.0	00.0	4	TEAM REBOUNDS (NOT IN TOTAL)	

NO.	Bolton	FG—FGA	FT—FTA	RB	P	TP
30	Lofton Ronnie	1-7	0-0	4	3	2
40	Price Ricky	3-3	0-0	4	3	6
24	Donahue Steve	3-12	0-0	4	2	6
20	Brewer Billy	1-5	1-4	6	2	3
10	Smith Quinton	4-12	0-0	1	0	8
32	Williams Len	0-0	0-0	1	0	0
		-	-			
		-	-			
		-	-			
		-	-			
		-	-			
		-	-			
		-	-			
		-	-			
TOTALS		12-39	1-4	20	10	25
PERCENTS		30.8	25.0	4	TEAM REBOUNDS (NOT IN TOTAL)	

SCORE BY HALVES: Happy Valley — 12 + 12 = 24
Bolton — 15 + 10 = 25

OFFICIAL BASKETBALL BOX

1975 TSSAA BOYS STATE TOURNAMENT
Class "5" Semi-Finals

HALFTIME

FINAL

HOME TEAM

	BOLTON	FIELD GOALS MADE	FIELD GOALS ATT'D.	FREE THROWS MADE	FREE THROWS ATT'D.	RE-BOUNDS	ASS'TS	PER. FOULS	TOTAL POINTS	TURN-OVERS	MINS. PLAYED
F	40 - Rickey PRICE	8	11	0	0	11		5	16		
F	20 - Billy BREWER	1	7	2	2	1		1	4		
C	30 - Ronnie LOFTON	1	5	0	0	9		5	2		
G	24 - Steve DONAHUE	9	20	1	4	14		4	19		
G	10 - Quinton SMITH	13	24	9	11	2		1	35		
	12 - Jake HOLMES	2	6	1	2	1		1	5		
	32 - Len WILLIAMS	0	0	0	0	1		1	0		
	50 - Thomas BENSON	0	0	1	2	0		1	1		
	22 - Johnny THOMAS	0	1	0	0	0		0	0		
				TEAM REBOUNDS		9					
	TOTALS	34	74	14	21	48		19	82		

PERCENTAGES: FG. 45.9 FT. 66.7 SHOTS MISSED 47

VISITORS

	BATTLE GROUND ACADEMY	FIELD GOALS MADE	FIELD GOALS ATT'D.	FREE THROWS MADE	FREE THROWS ATT'D.	RE-BOUNDS	ASS'TS.	PER. FOULS	TOTAL POINTS	TURN-OVERS	MINS. PLAYED
25 F	[illegible] - John SOUTHWOOD	10	15	1	4	14		2	21		
43 F	[illegible] - Mark BARRETT	5	10	6	6	5		1	16		
21 C	[illegible] - Brad WILLIAMS	5	12	0	0	6		3	10		
13 G	[illegible] - Mike HOLLAND	8	15	4	8	5		4	20		
31 G	[illegible] - Greg GUNNELLS	1	4	0	0	1		5	2		
	11 - Rob FESMIRE	1	4	0	0	0		3	2		
	33 - Tim STEWART	1	2	0	0	2		1	2		
	15 - Binks LEWIS	0	1	0	0	1		2	0		
				TEAM REBOUNDS		4					
	TOTALS	31	63	11	18	38		21	73		

PERCENTAGES: FG. 49.2 FT. 61.1 SHOTS MISSED 39

OFFICIALS: Harlan T. Fletcher

ATTENDANCE:

DATE/SITE: Mar. 14, 1975 / MTSU Murfreesboro, Tn.

SCORE BY PERIODS	1	2	3	4	EP	EP	G
Bolton	14	29	22	17			82
BGA	16	19	22	16			73

TEAM RECORDS

HOME TEAM	ALL	OVC	NEXT GAME/DATE
VISITORS	ALL	OVC	NEXT GAME/DATE

OFFICIAL BASKETBALL BOX

1975 TSSAA BOYS STATE TOURNAMENT
Class "S" Semi-Finals

HALFTIME

FINAL

HOME TEAM

	Bolton	FIELD GOALS MADE	FIELD GOALS ATT'D.	FREE THROWS MADE	FREE THROWS ATT'D.	RE-BOUNDS	ASS'TS	PER. FOULS	TOTAL POINTS	TURN-OVERS	MINS. PLAYED
F	40 - Rickey Price	4	6	0	0	9		3	8		
F	20 - Billy Brewer	0	3	0	0	0		1	0		
C	30 - Ronnie Lofton	1	3	0	0	3		3	2		
G	24 - Steve Donahue	5	10	0	1	8		1	10		
G	10 - Quinten Smith	9	16	0	0	0		1	18		
	32 - Len Williams	0	0	0	0	1		1	0		
	12 - Jake Holmes	2	4	1	2	1		0	5		
					TEAM REBOUNDS	3					
	TOTALS	21	42	1	3	25		10	43		

PERCENTAGES: FG. 50.0 FT. 33.3 SHOTS MISSED 23

VISITORS

	Battle Ground Academy	FIELD GOALS MADE	FIELD GOALS ATT'D.	FREE THROWS MADE	FREE THROWS ATT'D.	RE-BOUNDS	ASS'TS.	PER. FOULS	TOTAL POINTS	TURN-OVERS	MINS. PLAYED
F	- John Southwood 25	4	7	1	3	9		0	9		
F	- Mark Barrett 43	1	3	2	2	3		1	4		
C	- Brad Williams 21	2	7	0	0	3		1	4		
G	- Mike Holland 13	5	8	3	4	0		1	14		
G	- Greg Gwinnells 31	0	1	0	0	1		0	0		
	11 - Rob Fesmire	1	2	0	0	0		2	2		
	32 - Tim Stewart	1	2	0	0	1		1	2		
	15 - Blake Lewis	0	1	0	0	0		1	0		
					TEAM REBOUNDS	2					
	TOTALS	14	31	7	11	19		7	35		

PERCENTAGES: FG. 45.2 FT. 63.6 SHOTS MISSED 21

OFFICIALS Harlan & Fletcher

ATTENDANCE

DATE/SITE Mar. 14, 1975 / MTSU Murfreesboro, Tn.

SCORE BY PERIODS	1	2	3	4	EP	EP	G
Bolton	14	29					
BGA	16	19					

TEAM RECORDS

HOME TEAM	ALL	OVC	NEXT GAME/DATE
VISITORS	ALL	OVC	NEXT GAME/DATE

OFFICIAL BASKETBALL BOX

1975 BOYS STATE TOURNAMENT
CLASS "S" FINALS

HALFTIME

FINAL

HOME TEAM

	DENMARK WEST	FIELD GOALS MADE	FIELD GOALS ATT'D.	FREE THROWS MADE	FREE THROWS ATT'D.	RE-BOUNDS	ASS'TS	PER. FOULS	TOTAL POINTS	TURN-OVERS	MINS. PLAYED
F	35 Alfred Hill	6	20	5	6	10		3	17		
	13 Darrell Douglass	0	3	0	1	1		1	0		
	41 Jewtroe Fuller										
G	45 Michael McBride	8	17	6	8	3		1	22		
F	25 Tony Neely	6	10	2	4	11		2	14		
G	11 Jimmie Moore	1	4	0	0	1		4	2		
	21 Denis Nelson	0	0	0	2	3		0	0		
C	23 Thomas Fuller	3	9	3	5	9		1	9		
	15 Stanley Moore										
	55 Michael Ellison	1	1	0	0	0		0	2		
	43 Michael Price	1	8	5	6	2		1	7		
	31 Jessie Brooks	0	0	1	2	0		0	1		
	TEAM REBOUNDS					10					
	TOTALS	26	72	22	34	50		13	74		

PERCENTAGES: FG. 36.1 FT. 64.7 SHOTS MISSED 58

VISITORS

	BOLTON	FIELD GOALS MADE	FIELD GOALS ATT'D.	FREE THROWS MADE	FREE THROWS ATT'D.	RE-BOUNDS	ASS'TS.	PER. FOULS	TOTAL POINTS	TURN-OVERS	MINS. PLAYED
C	30 Ronnie Lofton	7	17	2	2	21		3	16		
F	40 Rickey Price	7	16	2	3	15		1	16		
G	24 Steve Donahue	12	23	3	4	11		2	27		
F	20 Billy Brewer	2	6	0	0	4		4	4		
G	10 Quinton Smith	12	24	4	8	1		2	28		
	22 Johnny Thomas	0	0	0	0	1		3	0		
	12 Jake Holmes	2	3	0	0	2		2	4		
	50 Thomas Benson	2	4	0	0	1		1	4		
	42 Wilbert Lewis	0	0	0	0	0		1	0		
	32 Len Williams	0	0	0	0	1		1	0		
	52 Ronnie Turner	2	2	0	0	1		0	4		
	44 Steve Shaw	0	0	0	1	0		2	0		
	TEAM REBOUNDS					6					
	TOTALS	46	95	[illegible]	18	64		22	103		

PERCENTAGES: FG. 48.4 FT. ~~[illegible]~~ 61.1 SHOTS MISSED 56

OFFICIALS Clary & Greene

ATTENDANCE

DATE/SITE Mar. 15, 1975/MTSU/M'boro

SCORE BY PERIODS	1	2	3	4	EP	EP	G
Denmark W.	12	7	28	27			74
Bolton	21	25	29	28			103

TEAM RECORDS

HOME TEAM	AL –	OVC –	NEXT GAME/DATE
VISITORS	AL –	OVC –	NEXT GAME/DATE

OFFICIAL BASKETBALL BOX
1975 TSSAA BOYS STATE TOURNAMENT
CLASS "S" FINALS

HALFTIME

FINAL

HOME TEAM

	DENMARK WEST	FIELD GOALS MADE	FIELD GOALS ATT'D.	FREE THROWS MADE	FREE THROWS ATT'D.	RE-BOUNDS	ASS'TS	PER. FOULS	TOTAL POINTS	TURN-OVERS	MINS. PLAYED
F	3[illegible] Alfred HILL	1	9	1	2	5		1	3		
F	[illegible] Darrell DOUGLAS	0	2	0	0	1		1	0		
C	4[illegible] Tewtrose FULLER										
G	4[illegible] Michael McBRIDE	1	8	1	2	1		0	3		
G	2[illegible] Tony NEELY	2	4	0	0	5		0	4		
	1[illegible] Tommie MOORE	1	2	0	0	1		3	2		
	2[illegible] Denis NELSON	0	0	0	2	3		0	0		
	2[illegible] Thomas FULLER	0	3	0	0	1		1	0		
	1[illegible] Stanley MOORE										
	5[illegible] Michael ELLISON	1	1	0	0	0		0	2		
	4[illegible] Michael PRICE	1	3	3	4	0		1	5		
	3[illegible] Jessie BROOKS										
					TEAM REBOUNDS	7					
	TOTALS	7	32	5	10	24		7	19		

PERCENTAGES: FG. 21.9 FT. 50.0 SHOTS MISSED 30

VISITORS

	BOLTON	FIELD GOALS MADE	FIELD GOALS ATT'D.	FREE THROWS MADE	FREE THROWS ATT'D.	RE-BOUNDS	ASS'TS.	PER. FOULS	TOTAL POINTS	TURN-OVERS	MINS. PLAYED
F	3[illegible] Ronnie LOFTON	4	11	0	0	17		1	8		
F	4[illegible] Rickey PRICE	4	9	0	1	9		1	8		
C	2[illegible] Steve DONAHUE	6	12	2	2	5		2	14		
G	2[illegible] Billy BREWER	1	5	0	0	4		1	2		
G	1[illegible] Quinton SMITH	5	11	2	6	0		2	12		
	2[illegible] Johnny THOMAS	0	0	0	0	0		0	0		
	1[illegible] Jake HOLMES	0	0	0	0	0		0	0		
	5[illegible] Thomas BENSON	1	1	0	0	0		0	2		
	4[illegible] Wilbert LEWIS										
	3[illegible] Ken WILLIAMS										
	5[illegible] Ronnie TURNER										
	4[illegible] Steve SHAW										
					TEAM REBOUNDS	4					
	TOTALS	21	49	4	9	39		7	46		

PERCENTAGES: FG. 42.9 FT. 44.4 SHOTS MISSED 33

OFFICIALS: Clary & Greene

ATTENDANCE

DATE: Mar. 15, 1975/MTSU/M'boro

SCORE BY PERIODS	1	2	3	4	EP	EP	G
Denmark W.		7					
Bolton	21	25					

TEAM RECORDS

HOME TEAM	ALL	OVC	NEXT GAME/DATE
VISITORS	ALL	OVC	NEXT GAME/DATE

1954 State Boys' Basketball Tournament

March 9 - March 13, 1954

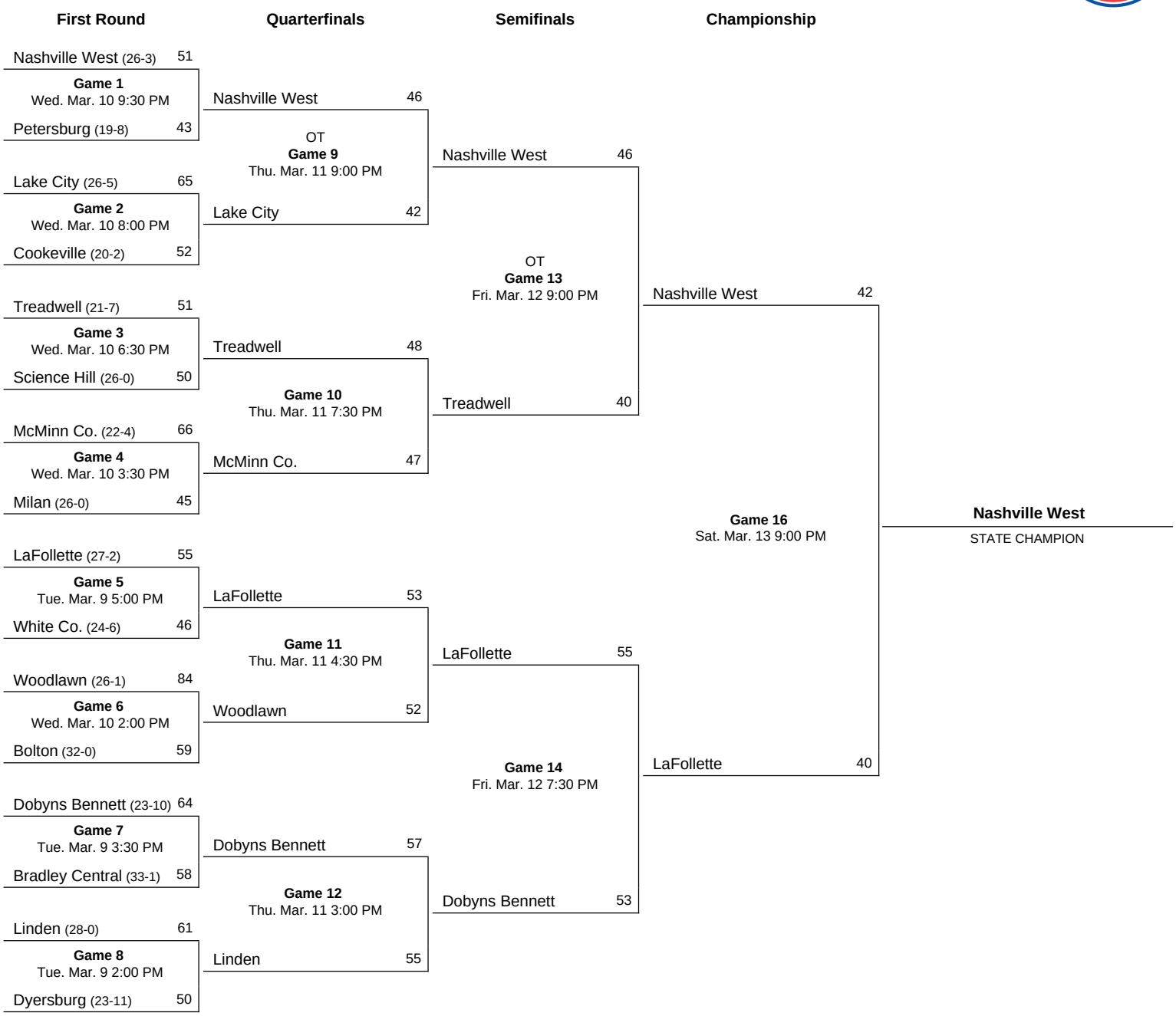

Consolation Contests

Mar. 13 7:30 PM Game 15 Third Place **Dobyns Bennett 53**, Treadwell 51 **Stats**

Woodlawn (84)	FG	FT	PF	TP
Ladd f	5	4	2	14
Chandler f	0	3	2	3
Gibbs c	12	4	2	28
Bowers g	8	3	1	19
Hutchison g	4	3	5	11
Burkhart g	1	0	0	2
Sleigh f	1	1	3	3
Hall g	0	4	1	4
Rittenberry f	0	0	1	0
Sutherlin f	0	0	0	0
Totals	31	22	17	84

Bolton (59)	FG	FT	PF	TP
Lowrance f	5	2	4	12
Billingsley f	1	4	4	6
Smith c	4	2	5	10
Crook g	1	1	4	3
Harrell g	7	2	5	16
Nicholson f	1	4	2	6
Williams c	3	0	1	6
Thompson g	0	0	0	0
Totals	22	15	25	59

Woodlawn	25	14	13	32—84
Bolton	12	12	14	21—59

Free throws missed: Woodlawn—Ladd 4, Chandler, Gibbs 5, Bowers 2, Sleight 3, Hall 2. Bolton—Lowrance 2, Billingsley 4, Smith 4, Harrell 3, Nicholson 5.

1925 Tennessean-Vanderbilt State Prep and High School Boys' Basketball Tournament

March 11 - March 14, 1925

First Round

- Hume-Fogg — **Game 1** Wed. Mar. 11 — Bye
- Newbern — **Game 2** Wed. Mar. 11 — Bye
- Chattanooga Central 21 — **Game 3** Thu. Mar. 12 9 AM — Goodlettsville 14
- Morgan 14 — **Game 4** Wed. Mar. 11 — Memphis Central 13
- Lenoir City — **Game 5** Wed. Mar. 11 — Bye
- Nashville Central — **Game 6** Wed. Mar. 11 — Bye
- Peabody 25 — **Game 7** Thu. Mar. 12 1 PM — Branham and Hughes 11
- BGA — **Game 8** Wed. Mar. 11 — Bye
- MBA 40 — **Game 9** Wed. Mar. 11 — Cumberland Prep 19
- Gallatin Private Institute — **Game 10** Wed. Mar. 11 — Bye
- Chattanooga City 34 — **Game 11** Thu. Mar. 12 11 AM — Forrest 14
- Winchester 17 — **Game 12** Thu. Mar. 12 8 AM — Lebanon 13
- Castle Heights — **Game 13** Wed. Mar. 11 — Bye
- Baylor — **Game 14** Wed. Mar. 11 — Bye
- Knoxville High 25 — **Game 15** Thu. Mar. 12 10 AM — Columbia Military 19
- Bolton — **Game 16** Wed. Mar. 11 — Bye

Second Round

- **Game 17** Thu. Mar. 12 7:30 PM: Hume-Fogg 24 — Newbern 6
- **Game 18** Thu. Mar. 12 8:30 PM: Chattanooga Central 26 — Morgan 22
- **Game 19** Thu. Mar. 12 3 PM: Lenoir City 28 — Nashville Central 14
- **Game 20** Fri. Mar. 13 11 AM: Peabody 28 — BGA 10
- **Game 21** Thu. Mar. 12 2 PM: MBA 39 — Gallatin Private Institute 14
- **Game 22** Fri. Mar. 13 10 AM: Chattanooga City 29 — Winchester 8
- **Game 23** Thu. Mar. 12 4 PM: Castle Heights 27 — Baylor 25
- **Game 24** Fri. Mar. 13 9 AM: Knoxville High 19 — Bolton 14

Quarterfinals

- **Game 25** Fri. Mar. 13 2:30 PM: Hume-Fogg 25 — Chattanooga Central 16
- **Game 26** Fri. Mar. 13 8:30 PM (OT): Lenoir City 28 — Peabody 26
- **Game 27** Fri. Mar. 13 7:30 PM: MBA 26 — Chattanooga City 20
- **Game 28** Fri. Mar. 13 3:30 PM: Castle Heights 21 — Knoxville High 11

Semifinals

- **Game 29** Sat. Mar. 14 2:30 PM: Hume-Fogg 21 — Lenoir City 16
- **Game 30** Sat. Mar. 14 3:30 PM: MBA 25 — Castle Heights 17

Championship

- **Game 31** Sat. Mar. 14 8:15 PM: Hume-Fogg 23 — MBA 18

Hume-Fogg

STATE CHAMPION

Bolton	Pos.	Knoxville
J. Ferguson	F	Mynatt (9)
Snowden (4)	F	Briscoe (4)
Shelton (2)	C	Snodderly
R. Ferguson (8)	G	Roberts
Haynie	G	Acuff (4)

Substitutes: Bolton—Berry for Shelton; Hensley (2) for Briscoe; Briscoe for Hensley.

Referee, Hughes.