# Harding Academy
# Football
## Memphis, TN

**POSTSEASON HISTORY REPORT**

GENERATED MAY 12, 2024

## Summary

**Championship Record:** 9-25
**Appearances (25):** 2020, 2019, 2018, 2017, 2016, 2015, 2014, 2013, 2012, 2011, 2010, 2008, 2007, 2006, 2005, 2004, 2003, 2002, 2001, 2000, 1998, 1997, 1996, 1994, 1993
**Finals Appearances/Runners-up (1):** 2008

## Finals Appearances

| Year | Class | Award | Detail |
|---|---|---|---|
| 2008 | Division II A | Team Runner-Up | (9-3) |

## Awards

| Year | Award | Name | Class |
|---|---|---|---|
| 2008 | Tennessee Titans Mr. Football Back of the Year | Marlon Brown | Division II A |

# 2020 Division II Class AA State Football Playoffs

## November 6 - December 3, 2020

**Notes:**
All times are local time. The higher seed will host. If the #1 West and #1 Middle teams meet in the semifinals, the #1 West team will host. If #2 Middle and #2 East meet in the quarterfinals, #2 Middle will host.

# 2019 Division II Class AA State Football Playoffs

## November 8 - December 5, 2019

### First Round

E #1 Knoxville Grace (8-2) 35
**Game 101**
Fri. Nov. 8 7:00 PM
M #5 Goodpasture (4-6) 20

M #4 Lipscomb Academy (5-5) 41
**Game 102**
Fri. Nov. 8 7:00 PM
E #3 Boyd Buchanan (8-2) 27

M #1 CPA (4-6) 35
**Game 103**
Fri. Nov. 8 7:00 PM
E #5 Knoxville Webb (3-6) 0

E #2 Chattanooga Christian (6-3) 42
**Game 104**
Fri. Nov. 8 7:00 PM
E #4 CAK (8-2) 10

W #1 ECS (9-1) 45
**Game 105**
Fri. Nov. 8 7:00 PM
W #6 Harding Academy (2-8) 7

M #3 BGA (7-3) 49
**Game 106**
Fri. Nov. 8 7:00 PM
W #3 FACS (5-5) 6

M #2 FRA (7-3) 48
**Game 107**
Fri. Nov. 8 7:00 PM
W #5 Northpoint Christian (3-7) 12

W #2 Lausanne (5-4) 19
**Game 108**
Fri. Nov. 8 7:00 PM
W #4 St. George's (4-6) 17

### Quarterfinals

Knoxville Grace 21
**Game 201**
Fri. Nov. 15 7:00 PM
Lipscomb Academy 45

CPA 35
**Game 202**
Fri. Nov. 15 7:00 PM
Chattanooga Christian 14

ECS 13
**Game 203**
Fri. Nov. 15 7:00 PM
BGA 9

FRA 21
**Game 204**
Fri. Nov. 15 7:00 PM
Lausanne 42

### Semifinals

Lipscomb Academy 7
**Game 301**
Fri. Nov. 22 7:00 PM
CPA 24

ECS 45
**Game 302**
Fri. Nov. 22 7:00 PM
Lausanne 24

### Championship

CPA 14
**Game 401**
Thu. Dec. 5 3:00 PM
TN Tech Univ.
ECS 17

**ECS**
STATE CHAMPION

**Notes:**
All times are local time. The higher seed will host. If the #1 East and #1 Middle teams meet in the semifinals, the Middle #1 will host. If #2 Middle and #2 West meet in the quarterfinals, #2 West will host.

# 2018 Division II Class AA State Football Playoffs

## November 2 - November 30, 2018

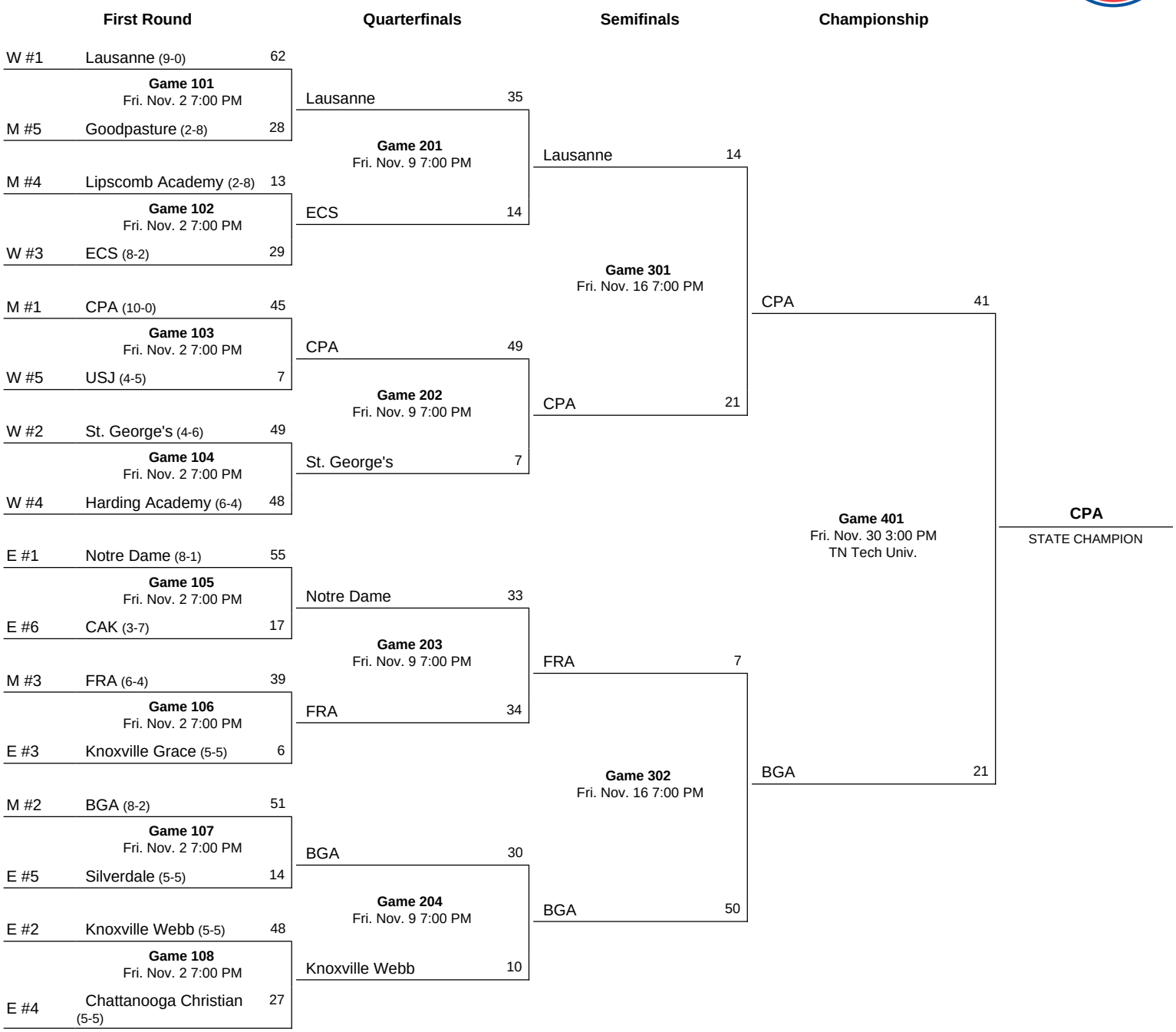


**Notes:**
All times are local time. The higher seed will host. If #1 West and #1 Middle meet in the semifinals, #1 Middle will host. If #2 Middle and #2 East meet in the quarterfinals, #2 East will host.

# 2017 Division II Class AA State Football Playoffs

## November 3 - December 2, 2017

### First Round

**Game 101** Fri. Nov. 3 7:00 PM
- E #1 Notre Dame (8-1) 34
- M #5 Lipscomb Academy (1-9) 7

**Game 102** Fri. Nov. 3 7:00 PM
- M #4 Goodpasture (1-9) 14
- E #3 Knoxville Grace (6-4) 49

**Game 103** Fri. Nov. 3 7:00 PM
- M #1 CPA (8-2) 44
- E #5 CAK (2-8) 7

**Game 104** Fri. Nov. 3 7:00 PM
- E #2 Knoxville Webb (6-3) 42
- E #4 Chattanooga Christian (5-5) 21

**Game 105** Fri. Nov. 3 7:00 PM
- W #1 Lausanne (9-0) 35
- W #6 Northpoint Christian (5-5) 0

**Game 106** Fri. Nov. 3 7:00 PM
- M #3 FRA (4-6) 17
- W #3 St. George's (4-6) 6

**Game 107** Sat. Nov. 4 1:00 PM
- M #2 BGA (9-1) 54
- W #5 Harding Academy (3-7) 14

**Game 108** Fri. Nov. 3 7:00 PM
- W #2 USJ (6-4) 35
- W #4 ECS (4-6) 17

### Quarterfinals

**Game 201** Fri. Nov. 10 7:00 PM
- Notre Dame 32
- Knoxville Grace 29

**Game 202** Fri. Nov. 10 7:00 PM
- CPA 42
- Knoxville Webb 7

**Game 203** Fri. Nov. 10 7:00 PM
- Lausanne 35
- FRA 21

**Game 204** Fri. Nov. 10 7:00 PM
- BGA 48
- USJ 10

### Semifinals

**Game 301** Fri. Nov. 17 7:00 PM
- Notre Dame 42
- CPA 20

**Game 302** Fri. Nov. 17 7:00 PM
- Lausanne 42
- BGA 21

### Championship

**Game 401** Sat. Dec. 2 3:00 PM TN Tech Univ.
- Notre Dame 13
- Lausanne 41

**Lausanne**
STATE CHAMPION

**Notes:**
All times are local time. The higher seed will host. If #1 East and #1 Middle meet in the semifinals, #1 East will host. If #2 Middle and #2 West meet in the quarterfinals, #2 Middle will Host.

# 2016 Division II Class A State Football Playoffs

## November 4 - December 3, 2016

### First Round

**Game 101** Fri. Nov. 4 7:00 PM
- E/M D1 #1 — Knoxville Webb (8-1) 49
- E/M D2 #4 — Ezell-Harding (4-6) 13

**Game 102** Fri. Nov. 4 7:00 PM
- W D1 #2 — Harding Academy (8-1) 48
- E/M D2 #3 — FRA (1-8) 16

**Game 103** Fri. Nov. 4 7:00 PM
- E/M D2 #2 — Davidson Academy (7-3) 35
- W D1 #3 — FACS (7-3) 42

**Game 104** Fri. Nov. 4 7:00 PM
- W D2 #1 — St. George's (8-2) 48
- W D1 #4 — ECS (2-8) 21

**Game 105** Fri. Nov. 4 7:00 PM
- W D1 #1 — Lausanne (10-0) 42
- W D2 #4 — Tipton-Rosemark (5-5) 7

**Game 106** Fri. Nov. 4 7:00 PM
- E/M D1 #2 — DCA (7-3) 49
- W D2 #3 — Fayette Academy (7-3) 7

**Game 107** Fri. Nov. 4 7:00 PM
- W D2 #2 — USJ (7-3) 42
- E/M D1 #3 — Friendship Christian (6-4) 14

**Game 108** Fri. Nov. 4 7:00 PM
- E/M D2 #1 — BGA (7-3) 44
- E/M D2 #4 — King's Academy (4-6) 7

### Quarterfinals

**Game 201** Fri. Nov. 11 7:00 PM
- Knoxville Webb 24
- Harding Academy 21

**Game 202** Fri. Nov. 11 7:00 PM
- FACS 30
- St. George's 56

**Game 203** Fri. Nov. 11 7:00 PM
- Lausanne 40
- DCA 7

**Game 204** Fri. Nov. 11 7:00 PM
- USJ 31
- BGA 19

### Semifinals

**Game 301** Fri. Nov. 18 7:00 PM
- Knoxville Webb 69
- St. George's 48

**Game 302** Fri. Nov. 18 7:00 PM
- Lausanne 30
- USJ 14

### Championship

**Game 401** Thu. Dec. 1 3:00 PM, TN Tech Univ.
- Knoxville Webb 9
- Lausanne 12

**Lausanne**
STATE CHAMPION

**Notes:**
All times are local time. In the semifinal round the higher seeded team in each bracket shall host. If the two teams are the same seed, in even-numbered years the bottom team in each bracket shall be the host team.

# 2015 Division II Class A State Football Playoffs

## November 6 - December 5, 2015

**Notes:**
All times are local time. In the semifinal round the higher seeded team in each bracket shall host. If the two teams are the same seed, in odd-numbered years the top team in each bracket shall be the host team.

# 2014 Division II Class A Football Playoffs

## November 7 - December 4, 2014

**Notes:**

# 2013 Division II Class A Football Playoffs

## November 8 - December 5, 2013

**Notes:**

# 2012 Division II Class A Football Playoffs

## November 2 - November 29, 2012

**Notes:**

# 2011 Division II Class A Football Playoffs

## November 4 - December 1, 2011

**Notes:**

# 2010 Division II Class A Football Playoffs

## November 5 - December 2, 2010

### First Round

E/M #1 Knoxville Webb (10-0)
**Game 101**
Fri. Nov. 5 7:00 PM
Bye

W D2 #2 USJ (9-1) 49
**Game 102**
Fri. Nov. 5 7:00 PM
E/M #5 Zion Christian (4-6) 0

E/M #3 DCA (7-3) 14
**Game 103**
Fri. Nov. 5 7:00 PM
W D2 #3 Jackson Christian (5-5) 31

W D1 #1 ECS (7-3)
**Game 104**
Fri. Nov. 5 7:00 PM
Bye

W D2 #1 St. George's (10-0)
**Game 105**
Fri. Nov. 5 7:00 PM
Bye

E/M #4 FRA (7-3) 44
**Game 106**
Fri. Nov. 5 7:00 PM
W D1 #3 Harding Academy (6-4) 7

W D1 #2 SBEC (5-5) 23
**Game 107**
Fri. Nov. 5 7:00 PM
E/M #6 Ezell-Harding (4-6) 0

E/M #2 Davidson Academy (7-3)
**Game 108**
Fri. Nov. 5 7:00 PM
Bye

### Quarterfinals

Knoxville Webb 41
**Game 201**
Fri. Nov. 12 7:00 PM
USJ 14

Jackson Christian 7
**Game 202**
Fri. Nov. 12 7:00 PM
ECS 45

St. George's 7
**Game 203**
Fri. Nov. 12 7:00 PM
FRA 0

SBEC 7
**Game 204**
Fri. Nov. 12 7:00 PM
Davidson Academy 20

### Semifinals

Knoxville Webb 28
**Game 301**
Fri. Nov. 19 7:00 PM
ECS 23

St. George's 24
**Game 302**
Fri. Nov. 19 7:00 PM
Davidson Academy 12

### Championship

Knoxville Webb 42
**Game 401**
Thu. Dec. 2 3:30 PM
BlueCross Bowl @ TN Tech
St. George's 7

**Knoxville Webb**
STATE CHAMPION

**Notes:**

# 2008 Division II Class A Football Playoffs

## November 7 - November 25, 2008 ·

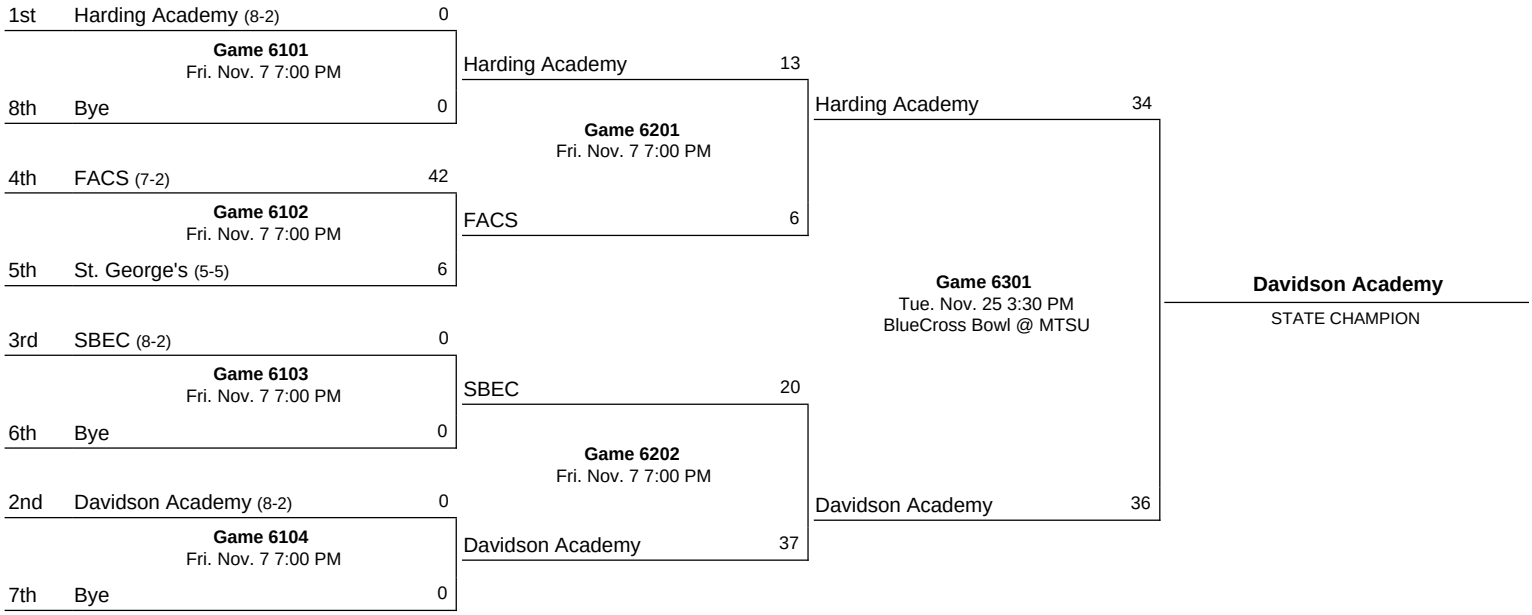


**Notes:**

# Scoring Summary

**Scoring Summary (Final)**
**2008 Blue Cross Bowl**
**Davidson Academy vs Harding Academy (Nov 25, 2008 at Murfreesboro, TN)**

Davidson Academy (10-2) vs. Harding Academy (9-3)
Date: Nov 25, 2008 • Site: Murfreesboro, TN • Stadium: Floyd • Attendance:

| Score by Quarters | 1 | 2 | 3 | 4 | Score |
|---|---|---|---|---|---|
| Davidson Academy | 7 | 12 | 7 | 10 | 36 |
| Harding Academy | 7 | 7 | 7 | 13 | 34 |

| SCORING SUMMARY | | | | DAVID - HARDING |
|---|---|---|---|---|
| 1st | 05:45 | DAVID | Goodwin, S. 13 yd pass from Williams, J. (Sandlin, Cody kick) *12 plays, 61 yards, TOP 6:15* | 7 - 0 |
| | 02:44 | HARDING | Branch, Phillip 1 yd run (Ragin, Conor kick) *7 plays, 80 yards, TOP 3:01* | 7 - 7 |
| 2nd | 04:43 | DAVID | Williams, J. 6 yd run (Sandlin, Cody kick failed) *8 plays, 59 yards, TOP 4:44* | 13 - 7 |
| | 03:07 | HARDING | Brown, Marlon 73 yd run (Ragin, Conor kick) *3 plays, 80 yards, TOP 1:36* | 13 - 14 |
| | 00:35 | DAVID | Sandlin, Cody 13 yd run (Sandlin, Cody kick failed) *7 plays, 77 yards, TOP 2:32* | 19 - 14 |
| 3rd | 07:30 | DAVID | Sandlin, Cody 38 yd pass from Hood, Jordan (Sandlin, Cody kick) *6 plays, 60 yards, TOP 2:31* | 26 - 14 |
| | 04:49 | HARDING | Brown, Marlon 23 yd run (Ragin, Conor kick) *6 plays, 80 yards, TOP 2:41* | 26 - 21 |
| 4th | 11:12 | DAVID | Sandlin, Cody 28 yd field goal *11 plays, 57 yards, TOP 5:37* | 29 - 21 |
| | 08:17 | HARDING | Brown, Marlon 67 yd pass from Branch, Phillip (Brown, Marlon rush failed) *6 plays, 80 yards, TOP 2:55* | 29 - 27 |
| | 03:44 | DAVID | Sandlin, Cody 31 yd pass from Hood, Jordan (Sandlin, Cody kick) *7 plays, 50 yards, TOP 4:33* | 36 - 27 |
| | 02:49 | HARDING | Brown, Marlon 55 yd pass from Branch, Phillip (Ragin, Conor kick) *6 plays, 72 yards, TOP 0:55* | 36 - 34 |

Kickoff time: 1:00 PM • End of Game: 3:35 • Total elapsed time: 2:25
Referee: John Todd • Umpire: Dick Pack • Linesman: Tony Beyer • Line judge: Mike Northcutt • Back judge: Barry Wood • Scorer: Layman/Morris •
Temperature: 46 • Wind: West 14 • Weather: Clear
Offensive MVP: Marlon Brown (#22) Harding Academy
Defensive MVP: Scotty Hamilton (#21) Davidson Academy

# Team Statistics

## Team Statistics (Final)
## 2008 Blue Cross Bowl
## Davidson Academy vs Harding Academy (Nov 25, 2008 at Murfreesboro, TN)

| Team Totals | DAVID | HARDING |
|---|---|---|
| **FIRST DOWNS** | 19 | 13 |
| Rushing | 10 | 7 |
| Passing | 8 | 6 |
| Penalty | 1 | 0 |
| **NET YARDS RUSHING** | 215 | 191 |
| Rushing Attempts | 46 | 22 |
| Average Per Rush | 4.7 | 8.7 |
| Rushing Touchdowns | 2 | 3 |
| Yards Gained Rushing | 233 | 213 |
| Yards Lost Rushing | 18 | 22 |
| **NET YARDS PASSING** | 164 | 280 |
| Completions-Attempts-Int | 9-12-0 | 14-18-0 |
| Average Per Attempt | 13.7 | 15.6 |
| Average Per Completion | 18.2 | 20.0 |
| Passing Touchdowns | 3 | 2 |
| **TOTAL OFFENSE YARDS** | 379 | 471 |
| Total offense plays | 58 | 40 |
| Average Gain Per Play | 6.5 | 11.8 |
| **Fumbles: Number-Lost** | 1-0 | 1-0 |
| **Penalties: Number-Yards** | 5-40 | 8-35 |
| **PUNTS-YARDS** | 1-56 | 2-68 |
| Average Yards Per Punt | 56.0 | 34.0 |
| Net Yards Per Punt | 56.0 | 34.0 |
| Inside 20 | 1 | 0 |
| 50+ Yards | 1 | 0 |
| Touchbacks | 0 | 0 |
| Fair catch | 0 | 0 |
| **KICKOFFS-YARDS** | 7-390 | 4-216 |
| Average Yards Per Kickoff | 55.7 | 54.0 |
| Net Yards Per Kickoff | 35.9 | 26.2 |
| Touchbacks | 5 | 0 |
| **Punt returns: Number-Yards-TD** | 0-0-0 | 0-0-0 |
| Average Per Return | 0.0 | 0.0 |
| **Kickoff returns: Number-Yds-TD** | 5-111-0 | 2-39-0 |
| Average Per Return | 22.2 | 19.5 |
| **Interceptions: Number-Yds-TD** | 0-0-0 | 0-0-0 |
| **Fumble Returns: Number-Yds-TD** | 0-0-0 | 0-0-0 |
| **Miscellaneous Yards** | 0 | 0 |
| **Possession Time** | 31:07 | 16:53 |
| 1st Quarter | 8:21 | 3:39 |
| 2nd Quarter | 7:16 | 4:44 |
| 3rd Quarter | 7:20 | 4:40 |
| 4th Quarter | 8:10 | 3:50 |
| **Third-Down Conversions** | 5 of 10 | 6 of 9 |
| **Fourth-Down Conversions** | 3 of 3 | 1 of 1 |
| **Red-Zone Scores-Chances** | 4-4 | 2-2 |
| **Sacks By: Number-Yards** | 1-7 | 1-4 |
| **PAT Kicks** | 3-5 | 4-4 |
| **Field Goals** | 1-1 | 0-0 |

# Individual Statistics

## Individual Statistics (Final)
## 2008 Blue Cross Bowl
## Davidson Academy vs Harding Academy (Nov 25, 2008 at Murfreesboro, TN)

### Davidson Academy

| RUSHING | No. | Gain | Loss | Net | TD | Lg | Avg. |
|---|---|---|---|---|---|---|---|
| Williams, J. | 37 | 189 | 10 | 179 | 1 | 40 | 4.8 |
| Sandlin, Cody | 2 | 25 | 0 | 25 | 1 | 13 | 12.5 |
| Hood, Jordan | 5 | 19 | 5 | 14 | 0 | 11 | 2.8 |
| TEAM | 2 | 0 | 3 | -3 | 0 | 0 | -1.5 |
| Totals... | 46 | 233 | 18 | 215 | 2 | 40 | 4.7 |

| PASSING | Cmp-Att-Int | Yds | TD | Long | Sack |
|---|---|---|---|---|---|
| Hood, Jordan | 8-11-0 | 151 | 2 | 38 | 1 |
| Williams, J. | 1-1-0 | 13 | 1 | 13 | 0 |
| Totals... | 9-12-0 | 164 | 3 | 38 | 1 |

| RECEIVING | No. | Yds | TD | Lg |
|---|---|---|---|---|
| Sandlin, Cody | 6 | 136 | 2 | 38 |
| Goodwin, S. | 2 | 25 | 1 | 13 |
| Arrington, B. | 1 | 3 | 0 | 3 |
| Totals... | 9 | 164 | 3 | 38 |

| PUNTING | No. | Yds | Avg | Long | In20 | TB |
|---|---|---|---|---|---|---|
| Sandlin, Cody | 1 | 56 | 56.0 | 56 | 1 | 0 |
| Totals... | 1 | 56 | 56.0 | 56 | 1 | 0 |

| | Punts | | | Kickoffs | | | Intercept | | |
|---|---|---|---|---|---|---|---|---|---|
| ALL RETURNS | No | Yds | Lg | No | Yds | Lg | No | Yds | Lg |
| Allison, J. | 0 | 0 | 0 | 1 | 1 | 1 | 0 | 0 | 0 |
| Woodis, Colby | 0 | 0 | 0 | 3 | 81 | 33 | 0 | 0 | 0 |
| Williams, J. | 0 | 0 | 0 | 1 | 29 | 29 | 0 | 0 | 0 |
| Totals... | 0 | 0 | 0 | 5 | 111 | 33 | 0 | 0 | 0 |

| ALL PURPOSE | Rush | Rcv | KR | PR | IR | Total |
|---|---|---|---|---|---|---|
| Williams, J. | 179 | 0 | 29 | 0 | 0 | 208 |
| Sandlin, Cody | 25 | 136 | 0 | 0 | 0 | 161 |
| Woodis, Colby | 0 | 0 | 81 | 0 | 0 | 81 |
| Goodwin, S. | 0 | 25 | 0 | 0 | 0 | 25 |
| Hood, Jordan | 14 | 0 | 0 | 0 | 0 | 14 |
| Arrington, B. | 0 | 3 | 0 | 0 | 0 | 3 |
| Allison, J. | 0 | 0 | 1 | 0 | 0 | 1 |
| TEAM | -3 | 0 | 0 | 0 | 0 | -3 |
| Totals... | 215 | 164 | 111 | 0 | 0 | 490 |

**FIELD GOAL ATTEMPTS**

Sandlin, Cody 4th 11:12 28 yards Good

| KICKOFFS | No. | Yds | TB | OB | Avg. |
|---|---|---|---|---|---|
| Sandlin, Cody | 7 | 390 | 5 | 0 | 55.7 |

### Harding Academy

| RUSHING | No. | Gain | Loss | Net | TD | Lg | Avg. |
|---|---|---|---|---|---|---|---|
| Brown, Marlon | 8 | 143 | 4 | 139 | 2 | 73 | 17.4 |
| Chick, Drew | 3 | 38 | 4 | 34 | 0 | 35 | 11.3 |
| Branch, Phillip | 9 | 30 | 9 | 21 | 1 | 15 | 2.3 |
| Adkins, James | 1 | 2 | 0 | 2 | 0 | 2 | 2.0 |
| Stittiams, K. | 1 | 0 | 5 | -5 | 0 | 0 | -5.0 |
| Totals... | 22 | 213 | 22 | 191 | 3 | 73 | 8.7 |

| PASSING | Cmp-Att-Int | Yds | TD | Long | Sack |
|---|---|---|---|---|---|
| Branch, Phillip | 14-18-0 | 280 | 2 | 67 | 1 |
| Totals... | 14-18-0 | 280 | 2 | 67 | 1 |

| RECEIVING | No. | Yds | TD | Lg |
|---|---|---|---|---|
| Stittiams, K. | 8 | 60 | 0 | 12 |
| Brown, Marlon | 4 | 199 | 2 | 67 |
| Adkins, James | 1 | 12 | 0 | 12 |
| Brown, Matt | 1 | 9 | 0 | 9 |
| Totals... | 14 | 280 | 2 | 67 |

| PUNTING | No. | Yds | Avg | Long | In20 | TB |
|---|---|---|---|---|---|---|
| Hannah, Stephen | 2 | 68 | 34.0 | 39 | 0 | 0 |
| Totals... | 2 | 68 | 34.0 | 39 | 0 | 0 |

| | Punts | | | Kickoffs | | | Intercept | | |
|---|---|---|---|---|---|---|---|---|---|
| ALL RETURNS | No | Yds | Lg | No | Yds | Lg | No | Yds | Lg |
| Brown, Marlon | 0 | 0 | 0 | 1 | 38 | 38 | 0 | 0 | 0 |
| Adkins, James | 0 | 0 | 0 | 1 | 1 | 1 | 0 | 0 | 0 |
| Totals... | 0 | 0 | 0 | 2 | 39 | 38 | 0 | 0 | 0 |

| ALL PURPOSE | Rush | Rcv | KR | PR | IR | Total |
|---|---|---|---|---|---|---|
| Brown, Marlon | 139 | 199 | 38 | 0 | 0 | 376 |
| Stittiams, K. | -5 | 60 | 0 | 0 | 0 | 55 |
| Chick, Drew | 34 | 0 | 0 | 0 | 0 | 34 |
| Branch, Phillip | 21 | 0 | 0 | 0 | 0 | 21 |
| Adkins, James | 2 | 12 | 1 | 0 | 0 | 15 |
| Brown, Matt | 0 | 9 | 0 | 0 | 0 | 9 |
| Totals... | 191 | 280 | 39 | 0 | 0 | 510 |

**FIELD GOAL ATTEMPTS**

| KICKOFFS | No. | Yds | TB | OB | Avg. |
|---|---|---|---|---|---|
| Ragin, Conor | 4 | 216 | 0 | 0 | 54.0 |

**FUMBLES:** Davidson Academy-Hood, Jordan 1-0. Harding Academy-Chick, Drew 1-0.

# Drive Chart

## Drive Chart (Final)
## 2008 Blue Cross Bowl
## Davidson Academy vs Harding Academy (Nov 25, 2008 at Murfreesboro, TN)

| | Drive Started | | | | Drive Ended | | | | Consumed | | |
|---|---|---|---|---|---|---|---|---|---|---|---|
| Team | Qtr | Spot | Time | Obtained | Spot | Time | | How Lost | Pl-Yds | TOP | RZ |
| DAVID | 1st | D39 | 12:00 | Kickoff | H00 | 05:45 | * | TOUCHDOWN | 12-61 | 6:15 | # |
| DAVID | 1st | D39 | 02:44 | Kickoff | D41 | 00:38 | | Punt | 3-2 | 2:06 | |
| DAVID | 2nd | D41 | 09:27 | Punt | H00 | 04:43 | * | TOUCHDOWN | 8-59 | 4:44 | # |
| DAVID | 2nd | D23 | 03:07 | Kickoff | H00 | 00:35 | * | TOUCHDOWN | 7-77 | 2:32 | # |
| DAVID | 3rd | D40 | 12:00 | Possession | D40 | 12:00 | | Kickoff | 0-0 | 0:00 | |
| DAVID | 3rd | D40 | 10:01 | Punt | H00 | 07:30 | * | TOUCHDOWN | 6-60 | 2:31 | |
| DAVID | 3rd | D33 | 04:49 | Kickoff | H10 | 11:12 | * | FIELD GOAL | 11-57 | 5:37 | # |
| DAVID | 4th | D50 | 08:17 | Kickoff | H00 | 03:44 | * | TOUCHDOWN | 7-50 | 4:33 | |
| DAVID | 4th | D38 | 02:49 | Kickoff | D41 | 00:00 | | End of half | 5-3 | 2:49 | |
| | | | | | | | | | | | |
| HARDING | 1st | H40 | 12:00 | Possession | H40 | 12:00 | | Kickoff | 0-0 | 0:00 | |
| HARDING | 1st | H20 | 05:45 | Kickoff | D00 | 02:44 | * | TOUCHDOWN | 7-80 | 3:01 | # |
| HARDING | 1st | H03 | 00:38 | Punt | H30 | 09:27 | | Punt | 6-27 | 3:11 | |
| HARDING | 2nd | H20 | 04:43 | Kickoff | D00 | 03:07 | * | TOUCHDOWN | 3-80 | 1:36 | |
| HARDING | 2nd | H41 | 00:35 | Kickoff | D23 | 00:00 | | End of half | 3-36 | 0:35 | |
| HARDING | 3rd | H20 | 12:00 | Kickoff | H21 | 10:01 | | Punt | 3-1 | 1:59 | |
| HARDING | 3rd | H20 | 07:30 | Kickoff | D00 | 04:49 | * | TOUCHDOWN | 6-80 | 2:41 | # |
| HARDING | 4th | H20 | 11:12 | Kickoff | D00 | 08:17 | * | TOUCHDOWN | 6-80 | 2:55 | |
| HARDING | 4th | H28 | 03:44 | Kickoff | D00 | 02:49 | * | TOUCHDOWN | 6-72 | 0:55 | |

| | 1st | 2nd | 3rd | 4th | 1st | 2nd | |
|---|---|---|---|---|---|---|---|
| Davidson Academy | Qtr | Qtr | Qtr | Qtr | Half | Half | Total |
| Time of possession | 08:21 | 07:16 | 07:20 | 08:10 | 15:37 | 15:30 | 31:07 |
| 3rd Down Conversions | 1/3 | 0/1 | 2/2 | 2/4 | 1/4 | 4/6 | 5/10 |
| Average field position | D39 | D32 | D36 | D44 | D35 | D40 | D37 |
| 4th Down Conversions | 1/1 | 1/1 | 0/0 | 1/1 | 2/2 | 1/1 | 3/3 |

| | 1st | 2nd | 3rd | 4th | 1st | 2nd | |
|---|---|---|---|---|---|---|---|
| Harding Academy | Qtr | Qtr | Qtr | Qtr | Half | Half | Total |
| Time of possession | 03:39 | 04:44 | 04:40 | 03:50 | 08:23 | 08:30 | 16:53 |
| 3rd Down Conversions | 0/0 | 3/4 | 1/2 | 2/3 | 3/4 | 3/5 | 6/9 |
| Average field position | H11 | H30 | H20 | H24 | H21 | H22 | H21 |
| 4th Down Conversions | 0/0 | 0/0 | 0/0 | 1/1 | 0/0 | 1/1 | 1/1 |

## Drive Chart (By Quarter)

| | Drive Started | | | | Drive Ended | | | | Consumed | | |
|---|---|---|---|---|---|---|---|---|---|---|---|
| Team | Qtr | Spot | Time | Obtained | Spot | Time | | How Lost | Pl-Yds | TOP | RZ |
| HARDING | 1st | H40 | 12:00 | Possession | H40 | 12:00 | | Kickoff | 0-0 | 0:00 | |
| DAVID | 1st | D39 | 12:00 | Kickoff | H00 | 05:45 | * | TOUCHDOWN | 12-61 | 6:15 | # |
| HARDING | 1st | H20 | 05:45 | Kickoff | D00 | 02:44 | * | TOUCHDOWN | 7-80 | 3:01 | # |
| DAVID | 1st | D39 | 02:44 | Kickoff | D41 | 00:38 | | Punt | 3-2 | 2:06 | |
| HARDING | 1st | H03 | 00:38 | Punt | H30 | 09:27 | | Punt | 6-27 | 3:11 | |
| DAVID | 2nd | D41 | 09:27 | Punt | H00 | 04:43 | * | TOUCHDOWN | 8-59 | 4:44 | # |
| HARDING | 2nd | H20 | 04:43 | Kickoff | D00 | 03:07 | * | TOUCHDOWN | 3-80 | 1:36 | |
| DAVID | 2nd | D23 | 03:07 | Kickoff | H00 | 00:35 | * | TOUCHDOWN | 7-77 | 2:32 | # |
| HARDING | 2nd | H41 | 00:35 | Kickoff | D23 | 00:00 | | End of half | 3-36 | 0:35 | |
| DAVID | 3rd | D40 | 12:00 | Possession | D40 | 12:00 | | Kickoff | 0-0 | 0:00 | |
| HARDING | 3rd | H20 | 12:00 | Kickoff | H21 | 10:01 | | Punt | 3-1 | 1:59 | |
| DAVID | 3rd | D40 | 10:01 | Punt | H00 | 07:30 | * | TOUCHDOWN | 6-60 | 2:31 | |
| HARDING | 3rd | H20 | 07:30 | Kickoff | D00 | 04:49 | * | TOUCHDOWN | 6-80 | 2:41 | # |
| DAVID | 3rd | D33 | 04:49 | Kickoff | H10 | 11:12 | * | FIELD GOAL | 11-57 | 5:37 | # |
| HARDING | 4th | H20 | 11:12 | Kickoff | D00 | 08:17 | * | TOUCHDOWN | 6-80 | 2:55 | |
| DAVID | 4th | D50 | 08:17 | Kickoff | H00 | 03:44 | * | TOUCHDOWN | 7-50 | 4:33 | |
| HARDING | 4th | H28 | 03:44 | Kickoff | D00 | 02:49 | * | TOUCHDOWN | 6-72 | 0:55 | |
| DAVID | 4th | D38 | 02:49 | Kickoff | D41 | 00:00 | | End of half | 5-3 | 2:49 | |

# Defensive Statistics

## Defensive Statistics (Final)
## 2008 Blue Cross Bowl
## Davidson Academy vs Harding Academy (Nov 25, 2008 at Murfreesboro, TN)

| ## | Davidson Academy | Solo | Ast | Total | TFL/Yds | FF | FR-Yds | Int-Yds | BrUp | Blkd | Sack/Yds | QBH |
|---|---|---|---|---|---|---|---|---|---|---|---|---|
| 30 | Hopper, Will | 3 | 3 | 6 | . | . | . | . | . | . | . | . |
| 21 | Hamilton, S. | 3 | 2 | 5 | 1.0/5 | . | . | . | . | . | . | . |
| 20 | Goodwin, S. | 3 | 1 | 4 | . | . | . | . | . | . | . | . |
| 55 | Parker, A.J. | 3 | . | 3 | . | . | . | . | . | . | . | . |
| 15 | Gifford, Austin | 3 | . | 3 | . | . | . | . | . | . | . | . |
| 10 | Stewart, Nathan | 3 | . | 3 | 2.0/11 | . | . | . | . | . | 1.0/7 | . |
| 8 | Arrington, B. | 2 | 1 | 3 | . | . | . | . | . | . | . | . |
| 3 | Hardaway, Brett | 2 | . | 2 | . | . | . | . | . | . | . | . |
| 64 | Vaughn, Derek | 2 | . | 2 | 1.0/2 | . | . | . | . | . | . | . |
| 24 | Potter, Dylan | 2 | . | 2 | . | . | . | . | . | . | . | . |
| 4 | Sandlin, Cody | 1 | . | 1 | . | . | . | . | . | . | . | . |
| 1 | Woodis, Colby | . | 1 | 1 | . | . | . | . | . | . | . | . |

| ## | Harding Academy | Solo | Ast | Total | TFL/Yds | FF | FR-Yds | Int-Yds | BrUp | Blkd | Sack/Yds | QBH |
|---|---|---|---|---|---|---|---|---|---|---|---|---|
| 2 | Stanford, Tyler | 7 | 2 | 9 | 1.0/4 | . | . | . | 1 | . | 1.0/4 | . |
| 23 | Stittiams, K. | 5 | 2 | 7 | . | . | . | . | . | . | . | . |
| 45 | Rogers, Ben | 4 | 3 | 7 | 1.0/1 | . | . | . | . | . | . | . |
| 74 | Wilhite, Nathan | 6 | . | 6 | . | . | . | . | . | . | . | . |
| 7 | Mitchell, A. | 5 | 1 | 6 | . | . | . | . | . | . | . | . |
| 77 | Lemmons, C. | 2 | 3 | 5 | 1.0/4 | . | . | . | . | . | . | . |
| 64 | Pilgreen, Alex | 3 | . | 3 | 1.0/3 | . | . | . | . | . | . | . |
| 3 | Chick, Drew | 2 | 1 | 3 | . | . | . | . | . | . | . | . |
| 66 | Rikard, Will | 1 | 2 | 3 | . | . | . | . | . | . | . | . |
| 55 | Grafton, Chris | 2 | . | 2 | . | . | . | . | . | . | . | . |
| 50 | White, Glenn | 2 | . | 2 | . | . | . | . | . | . | . | . |
| 53 | Shansky, Sam | 2 | . | 2 | . | . | . | . | . | . | . | . |
| 33 | Taylor, Terence | 1 | . | 1 | 1.0/2 | . | . | . | . | . | . | . |
| 22 | Brown, Marlon | 1 | . | 1 | . | . | . | . | . | . | . | . |

# Participation Report

## Participation Report (Final)
## 2008 Blue Cross Bowl
## Davidson Academy vs Harding Academy (Nov 25, 2008 at Murfreesboro, TN)

**Davidson Academy**: 1-Woodis, Colby, 3-Hardaway, Brett, 4-Sandlin, Cody, 8-Arrington, B., 10-Stewart, Nathan, 14-Hood, Jordan, 15-Gifford, Austin, 16-Allison, J., 20-Goodwin, S., 21-Hamilton, S., 24-Potter, Dylan, 30-Hopper, Will, 40-Williams, J., 55-Parker, A.J., 64-Vaughn, Derek.

**Harding Academy**: 2-Stanford, Tyler, 3-Chick, Drew, 7-Mitchell, A., 9-Brown, Matt, 10-Branch, Phillip, 14-Ragin, Conor, 22-Brown, Marlon, 23-Stittiams, K., 32-Adkins, James, 33-Taylor, Terence, 34-Hannah, Stephen, 45-Rogers, Ben, 50-White, Glenn, 53-Shansky, Sam, 55-Grafton, Chris, 64-Pilgreen, Alex, 66-Rikard, Will, 74-Wilhite, Nathan, 77-Lemmons, C..

# Box Score

## Box Score (Final)

## Davidson Academy vs Harding Academy (Nov 25, 2008 at Murfreesboro, TN)

| Score by Quarters | 1 | 2 | 3 | 4 | Score | |
|---|---|---|---|---|---|---|
| Davidson Academy.... | 7 | 12 | 7 | 10 | - 36 | Record: (10-2) |
| Harding Academy..... | 7 | 7 | 7 | 13 | - 34 | Record: (9-3) |

**Scoring Summary:**

1st 05:45 DAVID - Goodwin, S. 13 yd pass from Williams, J. (Sandlin, Cody kick), 12-61 6:15, DAVID 7 - HARDING 0
02:44 HARDING - Branch, Phillip 1 yd run (Ragin, Conor kick), 7-80 3:01, DAVID 7 - HARDING 7
2nd 04:43 DAVID - Williams, J. 6 yd run (Sandlin, Cody kick failed), 8-59 4:44, DAVID 13 - HARDING 7
03:07 HARDING - Brown, Marlon 73 yd run (Ragin, Conor kick), 3-80 1:36, DAVID 13 - HARDING 14
00:35 DAVID - Sandlin, Cody 13 yd run (Sandlin, Cody kick failed), 7-77 2:32, DAVID 19 - HARDING 14
3rd 07:30 DAVID - Sandlin, Cody 38 yd pass from Hood, Jordan (Sandlin, Cody kick), 6-60 2:31, DAVID 26 - HARDING 14
04:49 HARDING - Brown, Marlon 23 yd run (Ragin, Conor kick), 6-80 2:41, DAVID 26 - HARDING 21
4th 11:12 DAVID - Sandlin, Cody 28 yd field goal, 11-57 5:37, DAVID 29 - HARDING 21
08:17 HARDING - Brown, Marlon 67 yd pass from Branch, Phillip (Brown, Marlon rush failed), 6-80 2:55, DAVID 29 - HARDING 27
03:44 DAVID - Sandlin, Cody 31 yd pass from Hood, Jordan (Sandlin, Cody kick), 7-50 4:33, DAVID 36 - HARDING 27
02:49 HARDING - Brown, Marlon 55 yd pass from Branch, Phillip (Ragin, Conor kick), 6-72 0:55, DAVID 36 - HARDING 34

| | DAVID | HARDING |
|---|---|---|
| **FIRST DOWNS.....** | **19** | **13** |
| **RUSHES-YARDS (NET).....** | **46-215** | **22-191** |
| **PASSING YDS (NET).....** | **164** | **280** |
| Passes Att-Comp-Int..... | 12-9-0 | 18-14-0 |
| **TOTAL OFFENSE PLAYS-YARDS.....** | **58-379** | **40-471** |
| Fumble Returns-Yards..... | 0-0 | 0-0 |
| Punt Returns-Yards..... | 0-0 | 0-0 |
| Kickoff Returns-Yards..... | 5-111 | 2-39 |
| Interception Returns-Yards.... | 0-0 | 0-0 |
| Punts (Number-Avg)..... | 1-56.0 | 2-34.0 |
| Fumbles-Lost..... | 1-0 | 1-0 |
| Penalties-Yards..... | 5-40 | 8-35 |
| Possession Time..... | 31:07 | 16:53 |
| Third-Down Conversions..... | 5 of 10 | 6 of 9 |
| Fourth-Down Conversions..... | 3 of 3 | 1 of 1 |
| Red-Zone Scores-Chances..... | 4-4 | 2-2 |
| Sacks By: Number-Yards..... | 1-7 | 1-4 |

**RUSHING:** Davidson Academy-Williams, J. 37-179; Sandlin, Cody 2-25; Hood, Jordan 5-14; TEAM 2-minus 3. Harding Academy-Brown, Marlon 8-139; Chick, Drew 3-34; Branch, Phillip 9-21; Adkins, James 1-2; Stittiams, K. 1-minus 5.

**PASSING:** Davidson Academy-Hood, Jordan 8-11-0-151; Williams, J. 1-1-0-13. Harding Academy-Branch, Phillip 14-18-0-280.

**RECEIVING:** Davidson Academy-Sandlin, Cody 6-136; Goodwin, S. 2-25; Arrington, B. 1-3. Harding Academy-Stittiams, K. 8-60; Brown, Marlon 4-199; Adkins, James 1-12; Brown, Matt 1-9.

**INTERCEPTIONS:** Davidson Academy-None. Harding Academy-None.

**FUMBLES:** Davidson Academy-Hood, Jordan 1-0. Harding Academy-Chick, Drew 1-0.

Stadium: Floyd Attendance: 0
Kickoff time: 1:00 PM End of Game: 3:35 Total elapsed time: 2:25
Officials: Referee: John Todd; Umpire: Dick Pack; Linesman: Tony Beyer; Line judge: Mike Northcutt; Back judge: Barry Wood; Scorer: Layman/Morris; Temperature: 46 Wind: West 14 Weather: Clear

Offensive MVP: Marlon Brown (#22) Harding Academy
Defensive MVP: Scotty Hamilton (#21) Davidson Academy

Davidson Academy vs Harding Academy (Nov 25, 2008 at Murfreesboro, TN)

**SACKS (UA-A):** Davidson Academy-Stewart, Nathan 1-0. Harding Academy-Stanford, Tyler 1-0.

**TACKLES (UA-A):** Davidson Academy-Hopper, Will 3-3; Hamilton, S. 3-2; Goodwin, S. 3-1; Stewart, Nathan 3-0; Gifford, Austin 3-0; Parker, A.J. 3-0; Arrington, B. 2-1; Vaughn, Derek 2-0; Hardaway, Brett 2-0; Potter, Dylan 2-0; Sandlin, Cody 1-0; Woodis, Colby 0-1. Harding Academy-Stanford, Tyler 7-2; Stittiams, K. 5-2; Rogers, Ben 4-3; Wilhite, Nathan 6-0; Mitchell, A. 5-1; Lemmons, C. 2-3; Pilgreen, Alex 3-0; Chick, Drew 2-1; Rikard, Will 1-2; Shansky, Sam 2-0; Grafton, Chris 2-0; White, Glenn 2-0; Brown, Marlon 1-0; Taylor, Terence 1-0.

**Player participation:**

Davidson Academy: 1-Woodis, Colby, 3-Hardaway, Brett, 4-Sandlin, Cody, 8-Arrington, B., 10-Stewart, Nathan, 14-Hood, Jordan,
15-Gifford, Austin, 16-Allison, J., 20-Goodwin, S., 21-Hamilton, S., 24-Potter, Dylan, 30-Hopper, Will, 40-Williams, J.,
55-Parker, A.J., 64-Vaughn, Derek.

Harding Academy: 2-Stanford, Tyler, 3-Chick, Drew, 7-Mitchell, A., 9-Brown, Matt, 10-Branch, Phillip, 14-Ragin, Conor,
22-Brown, Marlon, 23-Stittiams, K., 32-Adkins, James, 33-Taylor, Terence, 34-Hannah, Stephen, 45-Rogers, Ben, 50-White, Glenn,
53-Shansky, Sam, 55-Grafton, Chris, 64-Pilgreen, Alex, 66-Rikard, Will, 74-Wilhite, Nathan, 77-Lemmons, C..

# Play-by-Play Summary

## Play-by-Play Summary
## 2008 Blue Cross Bowl
## Davidson Academy vs Harding Academy (Nov 25, 2008 at Murfreesboro, TN)
## 1st Quarter

David 1-10 at David40 Change of possession, HARDING ball on HARDING40, 1st and 10.
Ragin, Conor kickoff 50 yards to the DAVID10, Williams, J. return 29 yards to the DAVID39 (Mitchell, A.).
David 1-10 at David39 DAVIDSON ACADEMY drive start at 12:00.
David 1-10 at David39 Williams, J. rush for 2 yards to the DAVID41 (Wilhite, Nathan).
David 2-8 at David41 Hood, Jordan pass complete to Sandlin, Cody for 15 yards to the HARDING44, **1ST DOWN DAVID** (Stittiams, K.;Rogers, Ben).
David 1-10 at Harding44 Williams, J. rush for 6 yards to the HARDING38 (Stanford, Tyler;Chick, Drew).
David 2-4 at Harding38 Williams, J. rush for no gain to the HARDING38 (Wilhite, Nathan).
David 3-4 at Harding38 Hood, Jordan pass complete to Goodwin, S. for 12 yards to the HARDING26, **1ST DOWN DAVID**, out-of-bounds (Chick, Drew).
David 1-10 at Harding26 Williams, J. rush for loss of 3 yards to the HARDING29 (Pilgreen, Alex).
David 2-13 at Harding29 *PENALTY HARDING Encroachment 5 yards to the HARDING24*.
David 2-8 at Harding24 Williams, J. rush for 7 yards to the HARDING17 (Stittiams, K.).
David 3-1 at Harding17 *PENALTY HARDING Encroachment 5 yards to the HARDING12,* ***1ST DOWN DAVID***.
David 1-10 at Harding12 Hood, Jordan pass incomplete to Sandlin, Cody.
David 2-10 at Harding12 Williams, J. rush for 3 yards to the HARDING9 (Stanford, Tyler), *PENALTY DAVID IL 10 yards to the HARDING19*.
David 2-17 at Harding19 2nd and 17.
David 2-17 at Harding19 Williams, J. rush for 1 yard to the HARDING18 (Pilgreen, Alex).
David 3-16 at Harding18 Hood, Jordan pass incomplete to Sandlin, Cody (Stanford, Tyler).
David 4-16 at Harding18 *PENALTY HARDING Encroachment 5 yards to the HARDING13*.
David 4-11 at Harding13 Timeout Davidson Academy, clock 05:50.
David 4-11 at Harding13 Williams, J. pass complete to Goodwin, S. for 13 yards to the HARDING0, **1ST DOWN DAVID**, TOUCHDOWN, clock 05:45.
Sandlin, Cody kick attempt good.
**Davidson Academy 7, Harding Academy 0**
Drive: 12 plays, 61 yards, TOP 06:15
Sandlin, Cody kickoff 60 yards to the HARDING0, touchback.
Harding 1-10 at Harding20 HARDING ACADEMY drive start at 05:45.
Harding 1-10 at Harding20 Branch, Phillip rush for 5 yards to the HARDING25 (Arrington, B.).
Harding 2-5 at Harding25 Brown, Marlon rush for 13 yards to the HARDING38, **1ST DOWN HARDING** (Goodwin, S.).
Harding 1-10 at Harding38 Branch, Phillip pass complete to Stittiams, K. for 6 yards to the HARDING44 (Gifford, Austin).
Harding 2-4 at Harding44 Chick, Drew rush for 35 yards to the DAVID21, **1ST DOWN HARDING** (Hamilton, S.).
Harding 1-10 at David21 Brown, Marlon rush for 4 yards to the DAVID17 (Potter, Dylan).
Harding 2-6 at David17 Brown, Marlon rush for 16 yards to the DAVID1, **1ST DOWN HARDING** (Hardaway, Brett).
Harding 1-G at David01 Branch, Phillip rush for 1 yard to the DAVID0, TOUCHDOWN, clock 02:44.
Ragin, Conor kick attempt good.
**Davidson Academy 7, Harding Academy 7**
Drive: 7 plays, 80 yards, TOP 03:01
Ragin, Conor kickoff 54 yards to the DAVID6, Woodis, Colby return 33 yards to the DAVID39 (Stittiams, K.).
David 1-10 at David39 DAVIDSON ACADEMY drive start at 02:44.
David 1-10 at David39 Williams, J. rush for 2 yards to the DAVID41 (Stanford, Tyler).
David 2-8 at David41 Williams, J. rush for no gain to the DAVID41 (White, Glenn).
David 3-8 at David41 Hood, Jordan pass incomplete to Sandlin, Cody.
David 4-8 at David41 Sandlin, Cody punt 56 yards to the HARDING3, downed.
Drive: 3 plays, 2 yards, TOP 02:06
Harding 1-10 at Harding03 HARDING ACADEMY drive start at 00:38.
Harding 1-10 at Harding03 *PENALTY HARDING false start 1 yards to the HARDING2*.
Harding 1-11 at Harding02 Branch, Phillip rush for 2 yards to the HARDING4 (Hopper, Will).
Drive: 1 plays, 1 yards, TOP 03:11
**Davidson Academy 7, Harding Academy 7**

## 2nd Quarter

Harding 2-9 at Harding04 Start of 2nd quarter, clock 12:00.
Harding 2-9 at Harding04 Brown, Marlon rush for 7 yards to the HARDING11 (Arrington, B.;Hopper, Will).
Harding 3-2 at Harding11 Branch, Phillip rush for 15 yards to the HARDING26, **1ST DOWN HARDING** (Hopper, Will).
Harding 1-10 at Harding26 Chick, Drew rush for loss of 3 yards to the HARDING23, fumble by Chick, Drew recovered by HARDING Chick, Drew at HARDING22.
Harding 2-14 at Harding22 Branch, Phillip pass complete to Stittiams, K. for 6 yards to the HARDING28 (Goodwin, S.).
Harding 3-8 at Harding28 Timeout Harding Academy, clock 10:02.
Harding 3-8 at Harding28 Adkins, James rush for 2 yards to the HARDING30 (Parker, A.J.).
Harding 4-6 at Harding30 Hannah, Stephen punt 29 yards to the DAVID41, downed.
Drive: 6 plays, 27 yards, TOP 03:11
David 1-10 at David41 DAVIDSON ACADEMY drive start at 09:27.
David 1-10 at David41 Williams, J. rush for 1 yard to the DAVID42 (Pilgreen, Alex).
David 2-9 at David42 Hood, Jordan pass complete to Sandlin, Cody for 17 yards to the HARDING41, **1ST DOWN DAVID** (Stittiams, K.).
David 1-10 at Harding41 Williams, J. rush for 4 yards to the HARDING37 (Stanford, Tyler;Lemmons, C.).
David 2-6 at Harding37 Williams, J. rush for loss of 2 yards to the HARDING39 (Taylor, Terence).
David 3-8 at Harding39 Hood, Jordan pass complete to Arrington, B. for 3 yards to the HARDING36 (Mitchell, A.;Rogers, Ben).
David 4-5 at Harding36 Timeout Davidson Academy, clock 05:56.
David 4-5 at Harding36 Hood, Jordan pass complete to Sandlin, Cody for 25 yards to the HARDING11, **1ST DOWN DAVID**.
David 1-10 at Harding11 Williams, J. rush for 5 yards to the HARDING6 (Mitchell, A.).
David 2-5 at Harding06 Williams, J. rush for 6 yards to the HARDING0, **1ST DOWN DAVID**, TOUCHDOWN, clock 04:43.
Sandlin, Cody kick attempt failed.
**Davidson Academy 13, Harding Academy 7**
Drive: 8 plays, 59 yards, TOP 04:44
Sandlin, Cody kickoff 60 yards to the HARDING0, touchback.
Harding 1-10 at Harding20 HARDING ACADEMY drive start at 04:43.
Harding 1-10 at Harding20 Branch, Phillip rush for 2 yards to the HARDING22 (Hopper, Will;Goodwin, S.).
Harding 2-8 at Harding22 Branch, Phillip pass complete to Stittiams, K. for 5 yards to the HARDING27 (Gifford, Austin).
Harding 3-3 at Harding27 Brown, Marlon rush for 73 yards to the DAVID0, **1ST DOWN HARDING**, TOUCHDOWN, clock 03:07.
Ragin, Conor kick attempt good.
**Harding Academy 14, Davidson Academy 13**
Drive: 3 plays, 80 yards, TOP 01:36
Ragin, Conor kickoff 56 yards to the DAVID4, Woodis, Colby return 19 yards to the DAVID23 (Rogers, Ben).
David 1-10 at David23 DAVIDSON ACADEMY drive start at 03:07.
David 1-10 at David23 Williams, J. rush for 1 yard to the DAVID24 (Wilhite, Nathan).
David 2-9 at David24 Williams, J. rush for 40 yards to the HARDING36, **1ST DOWN DAVID** (Mitchell, A.).
David 1-10 at Harding36 Williams, J. rush for 5 yards to the HARDING31 (White, Glenn).
David 2-5 at Harding31 Williams, J. rush for 9 yards to the HARDING22, **1ST DOWN DAVID** (Chick, Drew).
David 1-10 at Harding22 Williams, J. rush for 13 yards to the HARDING9, **1ST DOWN DAVID** (Grafton, Chris).
David 1-G at Harding09 Hood, Jordan sacked for loss of 4 yards to the HARDING13 (Stanford, Tyler).
David 2-G at Harding13 Timeout Davidson Academy, clock 00:45.
David 2-G at Harding13 Sandlin, Cody rush for 13 yards to the HARDING0, TOUCHDOWN, clock 00:35.
Sandlin, Cody kick attempt failed.
**Davidson Academy 19, Harding Academy 14**
Drive: 7 plays, 77 yards, TOP 02:32
Sandlin, Cody kickoff 57 yards to the HARDING3, Brown, Marlon return 38 yards to the HARDING41 (Sandlin, Cody).
Harding 1-10 at Harding41 HARDING ACADEMY drive start at 00:35.
Harding 1-10 at Harding41 Branch, Phillip pass complete to Stittiams, K. for 7 yards to the HARDING48 (Arrington, B.).
Harding 2-3 at Harding48 Timeout Harding Academy, clock 00:10.
Harding 2-3 at Harding48 Branch, Phillip sacked for loss of 7 yards to the HARDING41 (Stewart, Nathan).
Harding 3-10 at Harding41 Timeout Harding Academy, clock 00:03.
Harding 3-10 at Harding41 Branch, Phillip pass complete to Brown, Marlon for 36 yards to the DAVID23, **1ST DOWN HARDING** (Potter, Dylan).
Harding 1-10 at David23 End of half, clock 00:00.
Drive: 3 plays, 36 yards, TOP 00:35
**Davidson Academy 19, Harding Academy 14**

## 3rd Quarter

Harding 1-10 at David23 Start of 3rd quarter, clock 12:00.
Harding 1-10 at David23 Change of possession, DAVID ball on DAVID40, 1st and 10.
Drive: 3 plays, 36 yards, TOP 00:35
David 1-10 at David40 DAVIDSON ACADEMY drive start at 12:00.
Sandlin, Cody kickoff 60 yards to the HARDING0, touchback.
Harding 1-10 at Harding20 HARDING ACADEMY drive start at 12:00.
Harding 1-10 at Harding20 Brown, Marlon rush for 7 yards to the HARDING27 (Hamilton, S.;Hopper, Will).
Harding 2-3 at Harding27 Brown, Marlon rush for loss of 4 yards to the HARDING23 (Stewart, Nathan).
Harding 3-7 at Harding23 Branch, Phillip rush for loss of 2 yards to the HARDING21 (Vaughn, Derek).
Harding 4-9 at Harding21 Hannah, Stephen punt 39 yards to the DAVID40, out-of-bounds.
Drive: 3 plays, 1 yards, TOP 01:59
David 1-10 at David40 DAVIDSON ACADEMY drive start at 10:01.
David 1-10 at David40 Williams, J. rush for 1 yard to the DAVID41.
David 2-9 at David41 Hood, Jordan pass complete to Sandlin, Cody for 10 yards to the HARDING49, **1ST DOWN DAVID** (Stittiams, K.).
David 1-10 at Harding49 Hood, Jordan rush for 4 yards to the HARDING45 (Wilhite, Nathan).
David 2-6 at Harding45 Williams, J. rush for 4 yards to the HARDING41 (Stittiams, K.).
David 3-2 at Harding41 Williams, J. rush for 3 yards to the HARDING38, **1ST DOWN DAVID** (Stittiams, K.;Rogers, Ben).
David 1-10 at Harding38 Hood, Jordan pass complete to Sandlin, Cody for 38 yards to the HARDING0, **1ST DOWN DAVID**, TOUCHDOWN, clock 07:30.
Sandlin, Cody kick attempt good.
**Davidson Academy 26, Harding Academy 14**
Drive: 6 plays, 60 yards, TOP 02:31
Sandlin, Cody kickoff 60 yards to the HARDING0, touchback.
Harding 1-10 at Harding20 HARDING ACADEMY drive start at 07:30.
Harding 1-10 at Harding20 Branch, Phillip rush for 3 yards to the HARDING23 (Parker, A.J.).
Harding 2-7 at Harding23 Branch, Phillip pass incomplete to Betts, Kevin.
Harding 3-7 at Harding23 Branch, Phillip pass complete to Brown, Marlon for 41 yards to the DAVID36, **1ST DOWN HARDING** (Hamilton, S.).
Harding 1-10 at David36 Branch, Phillip pass complete to Stittiams, K. for 9 yards to the DAVID27 (Stewart, Nathan).
Harding 2-1 at David27 Branch, Phillip pass complete to Brown, Matt for 9 yards to the DAVID18, **1ST DOWN HARDING** (Goodwin, S.).
Harding 1-10 at David18 Brown, Marlon rush for 4 yards to the DAVID14 (Sandlin, Cody), *PENALTY HARDING IF 5 yards to the DAVID23*, NO PLAY.
Harding 1-15 at David23 Brown, Marlon rush for 23 yards to the DAVID0, **1ST DOWN HARDING**, TOUCHDOWN, clock 04:49.
Ragin, Conor kick attempt good.
**Davidson Academy 26, Harding Academy 21**
Drive: 6 plays, 80 yards, TOP 02:41
Ragin, Conor kickoff 56 yards to the DAVID4, Woodis, Colby return 29 yards to the DAVID33 (Mitchell, A.).
David 1-10 at David33 DAVIDSON ACADEMY drive start at 04:49.
David 1-10 at David33 Williams, J. rush for 2 yards to the DAVID35 (Wilhite, Nathan).
David 2-8 at David35 Williams, J. rush for 14 yards to the DAVID49, **1ST DOWN DAVID** (Stanford, Tyler).
David 1-10 at David49 Williams, J. rush for 2 yards to the HARDING49 (Grafton, Chris).
David 2-8 at Harding49 Williams, J. rush for no gain to the HARDING49 (Wilhite, Nathan).
David 3-8 at Harding49 Timeout Davidson Academy, clock 02:16.
David 3-8 at Harding49 Hood, Jordan rush for 11 yards to the HARDING38, **1ST DOWN DAVID** (Mitchell, A.).
David 1-10 at Harding38 Hood, Jordan rush for 2 yards to the HARDING36 (Rogers, Ben).
David 2-8 at Harding36 Williams, J. rush for 22 yards to the HARDING14, **1ST DOWN DAVID** (Brown, Marlon).
David 1-10 at Harding14 *PENALTY DAVID false start 5 yards to the HARDING19*.
David 1-15 at Harding19 Williams, J. rush for 8 yards to the HARDING11 (Rogers, Ben).
David 2-7 at Harding11 Williams, J. rush for 1 yard to the HARDING10 (Lemmons, C.;Rikard, Will).
Drive: 9 plays, 57 yards, TOP 05:37
**Davidson Academy 26, Harding Academy 21**

## 4th Quarter

David 3-6 at Harding10 Start of 4th quarter, clock 12:00.
David 3-6 at Harding10 Williams, J. rush for no gain to the HARDING10 (Shansky, Sam).
David 4-6 at Harding10 Sandlin, Cody field goal attempt from 28 GOOD, clock 11:12.
**Davidson Academy 29, Harding Academy 21**
Drive: 11 plays, 57 yards, TOP 05:37
Sandlin, Cody kickoff 60 yards to the HARDING0, touchback.
Harding 1-10 at Harding20 HARDING ACADEMY drive start at 11:12.
Harding 1-10 at Harding20 Branch, Phillip pass complete to Stittiams, K. for 6 yards to the HARDING26 (Hopper, Will).
Harding 2-4 at Harding26 Chick, Drew rush for 3 yards to the HARDING29 (Vaughn, Derek).
Harding 3-1 at Harding29 Branch, Phillip rush for 2 yards to the HARDING31, **1ST DOWN HARDING** (Parker, A.J.).
Harding 1-10 at Harding31 Stittiams, K. rush for loss of 5 yards to the HARDING26 (Hamilton, S.).
Harding 2-15 at Harding26 Branch, Phillip pass complete to Stittiams, K. for 12 yards to the HARDING38 (Hardaway, Brett).
Harding 3-3 at Harding38 Brown, Marlon rush for 5 yards to the HARDING43 (Hopper, Will), *PENALTY HARDING IF 5 yards to the HARDING33*, NO PLAY.
Harding 3-8 at Harding33 Branch, Phillip pass complete to Brown, Marlon for 67 yards to the DAVID0, **1ST DOWN HARDING**, TOUCHDOWN, clock 08:17.
Harding 1-G at David03 Timeout Harding Academy, clock 08:17.
Brown, Marlon rush attempt failed.
**Davidson Academy 29, Harding Academy 27**
Drive: 6 plays, 80 yards, TOP 02:55
Ragin, Conor kickoff 10 yards to the 50 yardline, on-side kick, recovered by DAVID on 50 yardline.
David 1-10 at David50 DAVIDSON ACADEMY drive start at 08:17.
David 1-10 at David50 Hood, Jordan rush for loss of 1 yard to the DAVID49, fumble by Hood, Jordan recovered by DAVID Hood, Jordan at DAVID49, Hood, Jordan for 2 yards to the HARDING49 (Lemmons, C.).
David 2-9 at Harding49 Williams, J. rush for 8 yards to the HARDING41 (Rikard, Will).
David 3-1 at Harding41 Williams, J. rush for 7 yards to the HARDING34, **1ST DOWN DAVID** (Stanford, Tyler).
David 1-10 at Harding34 *PENALTY DAVID false start 5 yards to the HARDING39*.
David 1-15 at Harding39 Williams, J. rush for 10 yards to the HARDING29 (Stanford, Tyler).
David 2-5 at Harding29 Williams, J. rush for 2 yards to the HARDING27 (Lemmons, C.;Rikard, Will).
David 3-3 at Harding27 Williams, J. rush for loss of 4 yards to the HARDING31 (Lemmons, C.).
David 4-7 at Harding31 Timeout Davidson Academy, clock 03:51.
David 4-7 at Harding31 Hood, Jordan pass complete to Sandlin, Cody for 31 yards to the HARDING0, **1ST DOWN DAVID**, TOUCHDOWN, clock 03:44.
David 1-G at Harding03 Timeout Harding Academy, clock 03:44.
Sandlin, Cody kick attempt good.
**Davidson Academy 36, Harding Academy 27**
Drive: 7 plays, 50 yards, TOP 04:33
Sandlin, Cody kickoff 33 yards to the HARDING27, Adkins, James return 1 yards to the HARDING28 (Woodis, Colby;Hamilton, S.).
Harding 1-10 at Harding28 HARDING ACADEMY drive start at 03:44.
Harding 1-10 at Harding28 Branch, Phillip pass incomplete to Brown, Matt.
Harding 2-10 at Harding28 Branch, Phillip pass incomplete to Stittiams, K..
Harding 3-10 at Harding28 Branch, Phillip pass incomplete to Brown, Marlon.
Harding 4-10 at Harding28 Branch, Phillip pass complete to Adkins, James for 12 yards to the HARDING40, **1ST DOWN HARDING** (Gifford, Austin).
Harding 1-10 at Harding40 Branch, Phillip pass complete to Stittiams, K. for 9 yards to the HARDING49, out-of-bounds.
Harding 2-1 at Harding49 *PENALTY HARDING false start 4 yards to the HARDING45*.
Harding 2-5 at Harding45 Branch, Phillip pass complete to Brown, Marlon for 55 yards to the DAVID0, **1ST DOWN HARDING**, TOUCHDOWN, clock 02:49.
Ragin, Conor kick attempt good, *PENALTY DAVID 12 men on the field 15 yards to the DAVID45*.
**Davidson Academy 36, Harding Academy 34**
Harding 1-G at David45 1st and 10.
Harding 1-10 at David45 *PENALTY HARDING delay of game 5 yards to the 50 yardline*.
Drive: 6 plays, 72 yards, TOP 00:55
Ragin, Conor kickoff 13 yards to the DAVID37, on-side kick, recovered by DAVID on DAVID37, Allison, J. return 1 yards to the DAVID38.
David 1-10 at David38 DAVIDSON ACADEMY drive start at 02:49.
David 1-10 at David38 Williams, J. rush for loss of 1 yard to the DAVID37 (Rogers, Ben).
David 2-11 at David37 Williams, J. rush for no gain to the DAVID37 (Shansky, Sam).
David 3-11 at David37 Timeout Harding Academy, clock 01:46.
David 3-11 at David37 Sandlin, Cody rush for 12 yards to the DAVID49, **1ST DOWN DAVID** (Stanford, Tyler).

| | | | |
|---|---|---|---|
| David | 1-10 | at David49 | Timeout Davidson Academy, clock 01:13. |
| David | 1-10 | at David49 | *PENALTY DAVID illegal procedure 5 yards to the DAVID44*. |
| David | 1-15 | at David44 | TEAM rush for loss of 1 yard to the DAVID43. |
| David | 2-16 | at David43 | TEAM rush for loss of 2 yards to the DAVID41. |
| David | 3-18 | at David41 | End of game, clock 00:00. |
| | | | Drive: 5 plays, 3 yards, TOP 02:49 |
| | | | **FINAL SCORE** |
| | | | **Davidson Academy 36, Harding Academy 34** |

# Play Breakdown Summary

## Play Breakdown Summary (Final)
## 2008 Blue Cross Bowl
## Davidson Academy vs Harding Academy (Nov 25, 2008 at Murfreesboro, TN)

Davidson Academy

| Down | RUN | PASS | Total |
|---|---|---|---|
| OVERALL..... | 45 | 13 | 58 |
| 1ST DOWN..... | 20 | 3 | 23 |
| 2ND DOWN-SHORT... | 0 | 0 | 0 |
| 2ND DOWN-MIDDLE.. | 6 | 0 | 6 |
| 2ND DOWN-LONG.... | 13 | 3 | 16 |
| 3RD DOWN-SHORT... | 2 | 0 | 2 |
| 3RD DOWN-MIDDLE.. | 1 | 1 | 2 |
| 3RD DOWN-LONG.... | 3 | 3 | 6 |
| 4TH DOWN..... | 0 | 3 | 3 |

Harding Academy

| Down | RUN | PASS | Total |
|---|---|---|---|
| OVERALL..... | 21 | 19 | 40 |
| 1ST DOWN..... | 10 | 6 | 16 |
| 2ND DOWN-SHORT... | 1 | 2 | 3 |
| 2ND DOWN-MIDDLE.. | 4 | 1 | 5 |
| 2ND DOWN-LONG.... | 1 | 5 | 6 |
| 3RD DOWN-SHORT... | 2 | 0 | 2 |
| 3RD DOWN-MIDDLE.. | 1 | 0 | 1 |
| 3RD DOWN-LONG.... | 2 | 4 | 6 |
| 4TH DOWN..... | 0 | 1 | 1 |

Davidson Academy

| Formation | RUN | PASS | Total |
|---|---|---|---|
| ..... | 45 | 13 | 58 |

Harding Academy

| Formation | RUN | PASS | Total |
|---|---|---|---|
| ..... | 21 | 19 | 40 |

Davidson Academy (Sorted by Play type)

1ST DOWN RUN (20 RUN, 3 PASS)

| | | |
|---|---|---|
| 1-10 H38 #14 | 2 | [ ] |
| 1-10 D50 #14 | -1 | [ ] |
| 1-10 H49 #14 | 4 | [ ] |
| 1-10 D38 #40 | -1 | [ ] |
| 1-10 H26 #40 | -3 | [ ] |
| 1-15 H39 #40 | 10 | [ ] |
| 1-10 D39 #40 | 2 | [ ] |
| 1-15 H19 #40 | 8 | [ ] |
| 1-10 D49 #40 | 2 | [ ] |
| 1-10 D33 #40 | 2 | [ ] |
| 1-10 D41 #40 | 1 | [ ] |
| 1-10 H41 #40 | 4 | [ ] |
| 1-10 H44 #40 | 6 | [ ] |
| 1-10 D40 #40 | 1 | [ ] |
| 1-10 H11 #40 | 5 | [ ] |
| 1-10 D23 #40 | 1 | [ ] |
| 1-10 H36 #40 | 5 | [ ] |
| 1-10 H22 #40 | 13 | [ ] |
| 1-10 D39 #40 | 2 | [ ] |
| 1-15 D44 #TM | -1 | [ ] |

1ST DOWN PASS

| | | |
|---|---|---|
| 1-10 H12 #14 to #4 | - | [ ] |
| 1-10 H38 #14 to #4 | 38 | [ ] |
| 1-9 H09 #14 to # | SACK | [ ] |

2ND-SHORT RUN (0 RUN, 0 PASS)

2ND-SHORT PASS

2ND-MIDDLE RUN (6 RUN, 0 PASS)

| | | |
|---|---|---|
| 2-4 H38 #40 | 0 | [ ] |
| 2-5 H29 #40 | 2 | [ ] |
| 2-6 H37 #40 | -2 | [ ] |
| 2-6 H45 #40 | 4 | [ ] |
| 2-5 H06 #40 | 6 | [ ] |
| 2-5 H31 #40 | 9 | [ ] |

2ND-MIDDLE PASS

2ND-LONG RUN (13 RUN, 3 PASS)

| | | |
|---|---|---|
| 2-13 H13 #4 | 13 | [ ] |
| 2-11 D37 #40 | 0 | [ ] |
| 2-8 H24 #40 | 7 | [ ] |
| 2-10 H12 #40 | 3 | [ ] |
| 2-17 H19 #40 | 1 | [ ] |
| 2-9 H49 #40 | 8 | [ ] |
| 2-8 D41 #40 | 0 | [ ] |
| 2-7 H11 #40 | 1 | [ ] |
| 2-8 H36 #40 | 22 | [ ] |
| 2-8 H49 #40 | 0 | [ ] |
| 2-8 D35 #40 | 14 | [ ] |
| 2-9 D24 #40 | 40 | [ ] |
| 2-16 D43 #TM | -2 | [ ] |

2ND-LONG PASS

| | | |
|---|---|---|
| 2-9 D42 #14 to #4 | 17 | [ ] |
| 2-9 D41 #14 to #4 | 10 | [ ] |
| 2-8 D41 #14 to #4 | 15 | [ ] |

```
3RD-SHORT RUN  (2 RUN, 0 PASS)                                  3RD-SHORT PASS
3-1  H41 #40   7 [    ]
3-2  H41 #40   3 [    ]

3RD-MIDDLE RUN  (1 RUN, 1 PASS)                                 3RD-MIDDLE PASS
3-3  H27 #40  -4 [    ]                                         3-4  H38 #14 to #20    12 [    ]

3RD-LONG RUN  (3 RUN, 3 PASS)                                   3RD-LONG PASS
3-8  H49 #14  11 [    ]                                         3-8  D41 #14 to #4      - [    ]
3-11 D37 #4   12 [    ]                                         3-16 H18 #14 to #4      - [    ]
3-6  H10 #40   0 [    ]                                         3-8  H39 #14 to #8      3 [    ]

4TH DOWN RUN  (0 RUN, 3 PASS)                                   4TH DOWN PASS
                                                                4-11 H13 #40 to #20    13 [    ]
                                                                4-7  H31 #14 to #4     31 [    ]
                                                                4-5  H36 #14 to #4     25 [    ]
```

Harding Academy (Sorted by Play type)

```
1ST DOWN RUN  (10 RUN, 6 PASS)                                  1ST DOWN PASS
1-10 H20 #10   5 [    ]                                         1-10 H41 #10 to #23     7 [    ]
1-10 H20 #10   2 [    ]                                         1-10 H38 #10 to #23     6 [    ]
1-1  D01 #10   1 [    ]                                         1-10 D36 #10 to #23     9 [    ]
1-10 H20 #10   3 [    ]                                         1-10 H40 #10 to #23     9 [    ]
1-11 H02 #10   2 [    ]                                         1-10 H20 #10 to #23     6 [    ]
1-10 D21 #22   4 [    ]                                         1-10 H28 #10 to #9      - [    ]
1-10 H20 #22   7 [    ]
1-15 D23 #22  23 [    ]
1-10 H31 #23  -5 [    ]
1-10 H26 #3   -3 [    ]

2ND-SHORT RUN  (1 RUN, 2 PASS)                                  2ND-SHORT PASS
2-3  H27 #22  -4 [    ]                                         2-1  D27 #10 to #9      9 [    ]
                                                                2-3  H48 #10 to #    SACK [    ]

2ND-MIDDLE RUN  (4 RUN, 1 PASS)                                 2ND-MIDDLE PASS
2-5  H25 #22  13 [    ]                                         2-5  H45 #10 to #22    55 [    ]
2-6  D17 #22  16 [    ]
2-4  H44 #3   35 [    ]
2-4  H26 #3    3 [    ]

2ND-LONG RUN  (1 RUN, 5 PASS)                                   2ND-LONG PASS
2-9  H04 #22   7 [    ]                                         2-7  H23 #10 to #1      - [    ]
                                                                2-15 H26 #10 to #23    12 [    ]
                                                                2-14 H22 #10 to #23     6 [    ]
                                                                2-10 H28 #10 to #23     - [    ]
                                                                2-8  H22 #10 to #23     5 [    ]

3RD-SHORT RUN  (2 RUN, 0 PASS)                                  3RD-SHORT PASS
3-1  H29 #10   2 [    ]
3-2  H11 #10  15 [    ]

3RD-MIDDLE RUN  (1 RUN, 0 PASS)                                 3RD-MIDDLE PASS
3-3  H27 #22  73 [    ]

3RD-LONG RUN  (2 RUN, 4 PASS)                                   3RD-LONG PASS
3-7  H23 #10  -2 [    ]                                         3-7  H23 #10 to #22    41 [    ]
3-8  H28 #32   2 [    ]                                         3-10 H28 #10 to #22     - [    ]
                                                                3-8  H33 #10 to #22    67 [    ]
                                                                3-10 H41 #10 to #22    36 [    ]

4TH DOWN RUN  (0 RUN, 1 PASS)                                   4TH DOWN PASS
                                                                4-10 H28 #10 to #32    12 [    ]
```

# 2007 Division II Class A Football Playoffs

**November 9 - November 24, 2007 ·**

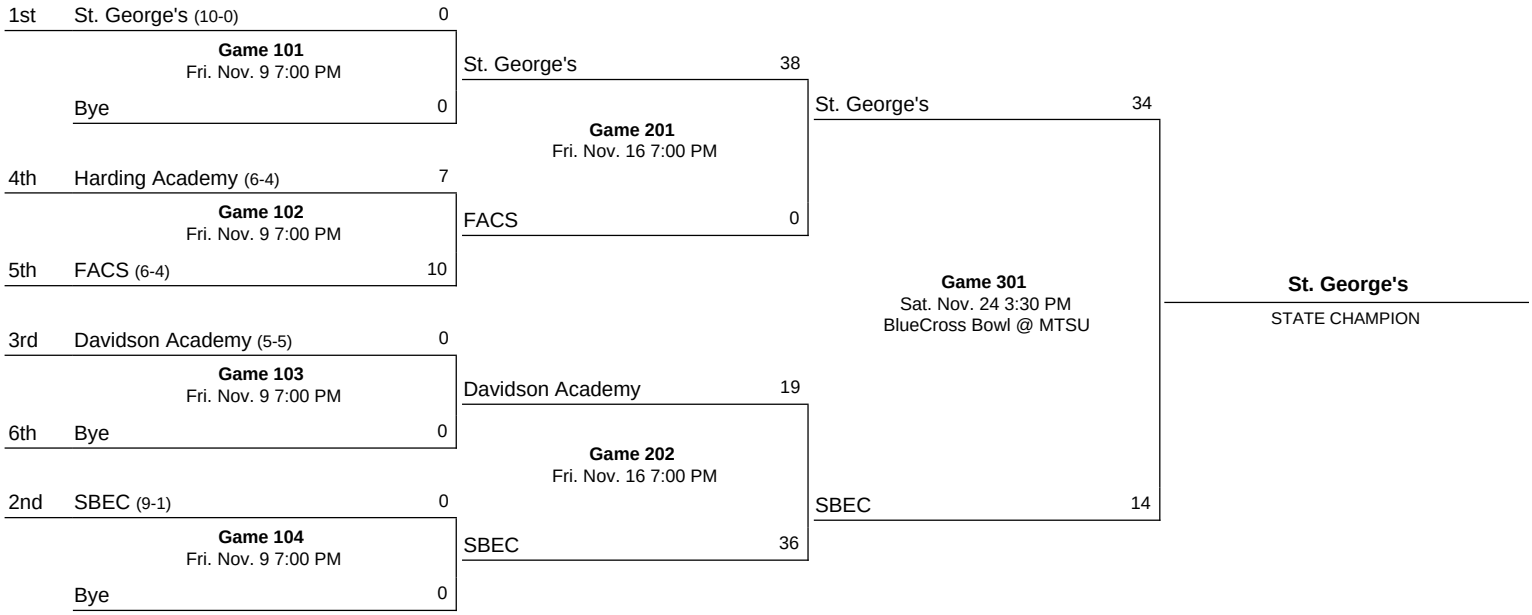


**Notes:**

# 2006 Division II Class AA Football Playoffs

## November 10 - November 18, 2006 ·

ECS (9-1) 38

**Game 201**
Fri. Nov. 10 7:00 PM

Harding Academy (7-3) 7

Knoxville Webb (7-3) 34

**Game 202**
Fri. Nov. 10 7:00 PM

Pope John Paul (7-3) 33

ECS 14

**Game 301**
Sat. Nov. 18 3:30 PM
BlueCross Bowl @ MTSU

Knoxville Webb 17

**Knoxville Webb**

STATE CHAMPION

# 2005 Division II Class AA Football Playoffs

## November 11 - November 19, 2005 ·

ECS (8-2) 21

**Game 201**
Fri. Nov. 11 7:00 PM

Harding Academy (6-4) 6

Knoxville Webb (8-2) 28

**Game 202**
Fri. Nov. 11 7:00 PM

Pope John Paul (7-3) 7

ECS 26

**Game 301**
Sat. Nov. 19 3:30 PM
BlueCross Bowl @ MTSU

Knoxville Webb 0

**ECS**

STATE CHAMPION

# 2004 Division II Class AA Football Playoffs

## November 5 - November 23, 2004 ·

**Game 101**
Fri. Nov. 5 7:00 PM

| | | |
|---|---|---|
| #1E/M | Knoxville Catholic (10-0) | 28 |
| #4E/M | Notre Dame (7-3) | 35 |

**Game 102**
Fri. Nov. 5 7:00 PM

| | | |
|---|---|---|
| #2W | Briarcrest (7-3) | 28 |
| #3W | Harding Academy (5-5) | 18 |

**Game 103**
Fri. Nov. 5 7:00 PM

| | | |
|---|---|---|
| #2E/M | Pope John Paul (7-3) | 21 |
| #3E/M | Knoxville Webb (5-5) | 42 |

**Game 104**
Fri. Nov. 5 7:00 PM

| | | |
|---|---|---|
| #1W | ECS (7-3) | 35 |
| #4W | St. Benedict (6-4) | 7 |

**Game 201**
Fri. Nov. 12 7:00 PM

| | |
|---|---|
| Notre Dame | 20 |
| Briarcrest | 42 |

**Game 202**
Fri. Nov. 12 7:00 PM

| | |
|---|---|
| Knoxville Webb | 22 |
| ECS | 24 |

**Game 301**
Fri. Nov. 12 3:30 PM
Clinic Bowl @ Vanderbilt

| | |
|---|---|
| Briarcrest | 24 |
| ECS | 0 |

**Briarcrest**
STATE CHAMPION

**Notes:**

# 2003 Division II Class AA Football Playoffs

## November 7 - November 22, 2003 ·

**Game 101**
Fri. Nov. 7 7:00 PM

| | | |
|---|---|---|
| #1E/M | Knoxville Catholic (10-0) | 48 |
| #4E/M | Pope John Paul (3-7) | 10 |

**Game 102**
Fri. Nov. 7 7:00 PM

| | | |
|---|---|---|
| #2W | Briarcrest (5-5) | 10 |
| #3W | Harding Academy (5-5) | 6 |

**Game 103**
Fri. Nov. 7 7:00 PM

| | | |
|---|---|---|
| #2E/M | BGA (7-3) | 23 |
| #3E/M | Knoxville Webb | 7 |

**Game 104**
Fri. Nov. 7 7:00 PM

| | | |
|---|---|---|
| #1W | ECS (8-2) | 42 |
| #4W | St. Benedict (3-7) | 6 |

**Game 201**
Fri. Nov. 14 7:00 PM

| | |
|---|---|
| Knoxville Catholic | 41 |
| Briarcrest | 28 |

**Game 202**
Fri. Nov. 14 7:00 PM

| | |
|---|---|
| BGA | 31 |
| ECS | 12 |

**Game 301**
Sat. Nov. 22 3:30 PM
Clinic Bowl @ Vanderbilt

| | |
|---|---|
| Knoxville Catholic | 19 |
| BGA | 24 |

**BGA**
STATE CHAMPION

**Notes:**

# 2002 Division II Class AA Football Playoffs

## November 8 - November 23, 2002 ·

**Game 101**
Fri. Nov. 8 7:00 PM

| | | |
|---|---|---|
| #1E/M | BGA (7-3) | 27 |
| #4E/M | Knoxville Webb (2-8) | 0 |

**Game 102**
Fri. Nov. 8 7:00 PM

| | | |
|---|---|---|
| #2W | ECS (6-4) | 14 |
| #3W | Harding Academy (6-3) | 20 |

**Game 103**
Fri. Nov. 8 7:00 PM

| | | |
|---|---|---|
| #2E/M | Knoxville Catholic (6-4) | 21 |
| #3E/M | Notre Dame (4-6) | 20 |

**Game 104**
Fri. Nov. 8 7:00 PM

| | | |
|---|---|---|
| #1W | Briarcrest (8-2) | 44 |
| #4W | St. Benedict (2-8) | 0 |

**Game 201**
Fri. Nov. 15 7:00 PM

| | |
|---|---|
| BGA | 26 |
| Harding Academy | 6 |

**Game 202**
Fri. Nov. 15 7:00 PM

| | |
|---|---|
| Knoxville Catholic | 0 |
| Briarcrest | 14 |

2 OT
**Game 301**
Sat. Nov. 23 7:00 PM
Clinic Bowl @ Vanderbilt

| | |
|---|---|
| BGA | 13 |
| Briarcrest | 16 |

**Briarcrest**
STATE CHAMPION

**Notes:**

# 2001 Division II Class AA Football Playoffs

## November 2 - November 17, 2001 ·

# 2000 Division II Class A Football Playoffs

## November 3 - November 18, 2000 ·

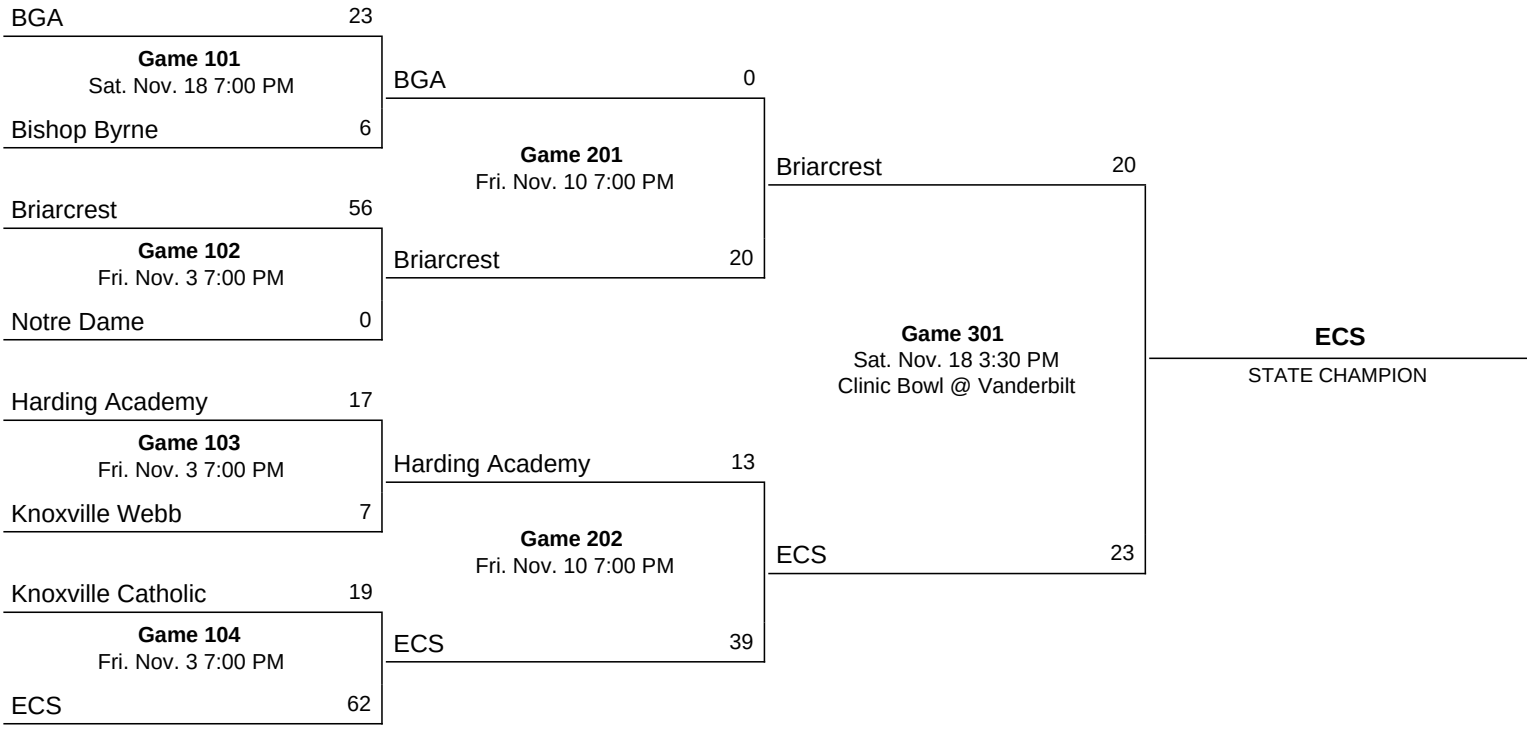

# 1998 Division II Class A Football Playoffs

## November 6 - November 22, 1998 ·

# 1997 Division II Small Class Football Playoffs

## November 7 - November 22, 1997 ·

**Game 101**
Fri. Nov. 7 7:00 PM

| | | |
|---|---|---|
| #1E/M | BGA (8-2) | 35 |
| #4E/M | Goodpasture (3-6) | 14 |

**Game 102**
Fri. Nov. 7 7:00 PM

| | | |
|---|---|---|
| #3W | St. Benedict (5-5) | 14 |
| #2W | ECS (5-5) | 34 |

**Game 103**
Fri. Nov. 7 7:00 PM

| | | |
|---|---|---|
| #2E/M | Notre Dame (5-5) | 0 |
| #3E/M | Knoxville Webb (6-4) | 14 |

**Game 104**
Fri. Nov. 7 7:00 PM

| | | |
|---|---|---|
| #4W | Harding Academy (5-5) | 7 |
| #1W | Briarcrest (8-2) | 19 |

**Game 201**
Fri. Nov. 14 7:00 PM

| | |
|---|---|
| BGA | 10 |
| ECS | 7 |

**Game 202**
Fri. Nov. 14 7:00 PM

| | |
|---|---|
| Knoxville Webb | 35 |
| Briarcrest | 6 |

**Game 301**
Sat. Nov. 22 3:30 PM
Clinic Bowl @ Vanderbilt

| | |
|---|---|
| BGA | 19 |
| Knoxville Webb | 7 |

**BGA**
STATE CHAMPION

**Notes:**

# 1996 Class 2A Football Playoffs

**November 8 - December 6, 1996**

| First Round | | Second Round | | Quarterfinals | | Semifinals | | Championship | | |
|---|---|---|---|---|---|---|---|---|---|---|
| Hampton (10-0) | 16 | | | | | | | | | |
| Fri. Nov. 8 7:30 PM | | Hampton | 18 | | | | | | | |
| Alcoa (6-4) | 15 | | | Hampton | 19 | | | | | |
| | | Fri. Nov. 15 7:30 PM | | | | | | | | |
| Notre Dame (9-1) | 34 | | | | | | | | | |
| Fri. Nov. 8 7:30 PM | | Notre Dame | 0 | | | | | | | |
| Bledsoe Co. (7-3) | 0 | | | | | Knoxville Webb | 28 | | | |
| | | | | Fri. Nov. 22 7:30 PM | | | | | | |
| Smith Co. (7-3) | 20 | | | | | | | | | |
| Fri. Nov. 8 7:30 PM | | Smith Co. | 7 | | | | | | | |
| Meigs Co. (7-3) | 14 | | | | | | | | | |
| | | Fri. Nov. 15 7:30 PM | | | | | | | | |
| Powell Valley (5-5) | 15 | | | Knoxville Webb | 28 | | | | | |
| Fri. Nov. 8 7:30 PM | | Knoxville Webb | 29 | | | | | Knoxville Webb | 27 | |
| Knoxville Webb (8-2) | 41 | | | | | | | | | |
| | | | | | | Fri. Nov. 29 7:30 PM | | | | |
| Sequatchie Co. (8-2) | 26 | | | | | | | | | |
| Fri. Nov. 8 7:30 PM | | Sequatchie Co. | 24 | | | | | | | |
| Jackson Co. (4-6) | 12 | | | Sequatchie Co. | 0 | | | | | |
| | | Fri. Nov. 15 7:30 PM | | | | | | | | |
| South Greene (8-2) | 6 | | | | | | | | | |
| Fri. Nov. 8 7:30 PM | | Oliver Springs | 18 | | | | | | | |
| Oliver Springs (7-3) | 42 | | | | | | | | | |
| | | | | Fri. Nov. 22 7:30 PM | | | | | | |
| Sweetwater (7-3) | 46 | | | | | Upperman | 13 | | | |
| Fri. Nov. 8 7:30 PM | | Sweetwater | 0 | | | | | | | |
| Jellico (6-4) | 20 | | | | | | | | | |
| | | Fri. Nov. 15 7:30 PM | | | | | | | | |
| Whitwell (2-8) | 0 | | | Upperman | 32 | | | | | |
| Fri. Nov. 8 7:30 PM | | Upperman | 21 | | | | | | | |
| Upperman (8-2) | 49 | | | | | | | | | |
| | | | | | | | | Fri. Dec. 6 7 PM<br>Clinic Bowl @ Vanderbilt | | **Knoxville Webb**<br>STATE CHAMPION |
| Goodpasture (10-0) | 47 | | | | | | | | | |
| Fri. Nov. 8 7:30 PM | | Goodpasture | 28 | | | | | | | |
| Richland (3-7) | 0 | | | Goodpasture | 15 | | | | | |
| | | Fri. Nov. 15 7:30 PM | | | | | | | | |
| Peabody (9-1) | 21 | | | | | | | | | |
| Fri. Nov. 8 7:30 PM | | Peabody | 6 | | | | | | | |
| ECS (6-4) | 12 | | | | | Goodpasture | 14 | | | |
| | | | | Fri. Nov. 22 7:30 PM | | | | | | |
| Harding Academy (8-2) | 0 | | | | | | | | | |
| Fri. Nov. 8 7:30 PM | | Westview | 38 | | | | | | | |
| Westview (8-1) | 26 | | | | | | | | | |
| | | Fri. Nov. 15 7:30 PM | | | | | | | | |
| Harpeth (4-6) | 3 | | | Westview | 13 | | | | | |
| Fri. Nov. 8 7:30 PM | | Lewis Co. | 7 | | | | | | | |
| Lewis Co. (9-1) | 21 | | | | | | | | | |
| | | | | | | Fri. Nov. 29 7:30 PM | | | | |
| Huntingdon (9-1) | 32 | | | | | | | | | |
| Fri. Nov. 8 7:30 PM | | Huntingdon | 21 | | | | | Goodpasture | 20 | |
| Treadwell (4-6) | 0 | | | Huntingdon | 47 | | | | | |
| | | Fri. Nov. 15 7:30 PM | | | | | | | | |
| David Lipscomb (8-2) | 40 | | | | | | | | | |
| Fri. Nov. 8 7:30 PM | | David Lipscomb | 7 | | | | | | | |
| Mt. Pleasant (4-6) | 0 | | | | | | | | | |
| | | | | Fri. Nov. 22 7:30 PM | | | | | | |
| Loretto (7-3) | 14 | | | | | Huntingdon | 6 | | | |
| Fri. Nov. 8 7:30 PM | | Loretto | 34 | | | | | | | |
| Davidson Academy (7-3) | 7 | | | | | | | | | |
| | | Fri. Nov. 15 7:30 PM | | | | | | | | |
| Camden (5-5) | 27 | | | Loretto | 19 | | | | | |
| Fri. Nov. 8 7:30 PM | | Camden | 12 | | | | | | | |
| Briarcrest (10-0) | 13 | | | | | | | | | |

**Notes:**

# 1994 Class 2A Football Playoffs

**November 11 - December 9, 1994**

| First Round | | Second Round | | Quarterfinals | | Semifinals | | Championship | | |
|---|---|---|---|---|---|---|---|---|---|---|
| South Greene (9-1) | 6 | | | | | | | | | |
| Fri. Nov. 11 7:30 PM | | Oliver Springs | 28 | | | | | | | |
| Oliver Springs (4-6) | 34 | | | Tellico Plains | 14 | | | | | |
| | | Fri. Nov. 18 7:30 PM | | | | | | | | |
| Tellico Plains (9-1) | 42 | | | | | | | | | |
| Fri. Nov. 11 7:30 PM | | Tellico Plains | 35 | | | | | | | |
| Smith Co. (3-7) | 7 | | | | | Oneida | 0 | | | |
| | | | | Fri. Nov. 25 7:30 PM | | | | | | |
| Bledsoe Co. (8-2) | 0 | | | | | | | | | |
| Fri. Nov. 11 7:30 PM | | Sequatchie Co. | 12 | | | | | | | |
| Sequatchie Co. (5-5) | 7 | | | | | | | | | |
| | | Fri. Nov. 18 7:30 PM | | | | | | | | |
| Hampton (3-7) | 12 | | | Oneida | 28 | | | | | |
| Fri. Nov. 11 7:30 PM | | Oneida | 23 | | | | | Harriman | 0 | |
| Oneida (10-0) | 35 | | | | | | | | | |
| | | | | | | Fri. Dec. 2 7:30 PM | | | | |
| Meigs Co. (10-0) | 41 | | | | | | | | | |
| Fri. Nov. 11 7:30 PM | | Meigs Co. | 14 | | | | | | | |
| Jackson Co. (5-5) | 6 | | | Harriman | 17 | | | | | |
| | | Fri. Nov. 18 7:30 PM | | | | | | | | |
| Cosby (6-4) | 8 | | | | | | | | | |
| Fri. Nov. 11 7:30 PM | | Harriman | 43 | | | | | | | |
| Harriman (7-3) | 57 | | | | | | | | | |
| | | | | Fri. Nov. 25 7:30 PM | | | | | | |
| | | | | | | Harriman | 24 | | | |
| Sweetwater (8-2) | 46 | | | | | | | | | |
| Fri. Nov. 11 7:30 PM | | Sweetwater | 42 | | | | | | | |
| West Greene (4-6) | 8 | | | | | | | | | |
| | | Fri. Nov. 18 7:30 PM | | | | | | | | |
| Notre Dame (7-3) | 21 | | | Sweetwater | 7 | | | | | |
| Fri. Nov. 11 7:30 PM | | Westmoreland | 30 | | | | | | | |
| Westmoreland (9-1) | 42 | | | | | | | | | |
| | | | | | | | | Fri. Dec. 9 7 PM<br>Clinic Bowl @ Vanderbilt | | **David Lipscomb**<br>STATE CHAMPION |
| David Lipscomb (10-0) | 44 | | | | | | | | | |
| Fri. Nov. 11 7:30 PM | | David Lipscomb | 7 | | | | | | | |
| Spring Hill (2-8) | 6 | | | David Lipscomb | 34 | | | | | |
| | | Fri. Nov. 18 7:30 PM | | | | | | | | |
| Huntingdon (8-2) | 31 | | | | | | | | | |
| Fri. Nov. 11 7:30 PM | | Huntingdon | 0 | | | | | | | |
| Oakhaven (5-4) | 13 | | | | | David Lipscomb | 14 | | | |
| | | | | Fri. Nov. 25 7:30 PM | | | | | | |
| ECS (7-3) | 0 | | | | | | | | | |
| Fri. Nov. 11 7:30 PM | | Peabody | 14 | | | | | | | |
| Peabody (6-3) | 32 | | | | | | | | | |
| | | Fri. Nov. 18 7:30 PM | | | | | | | | |
| Harpeth (6-4) | 0 | | | Lewis Co. | 9 | | | | | |
| Fri. Nov. 11 7:30 PM | | Lewis Co. | 21 | | | | | | | |
| Lewis Co. (7-3) | 30 | | | | | | | | | |
| | | | | | | Fri. Dec. 2 7:30 PM | | | | |
| Milan (7-3) | 48 | | | | | | | | | |
| Fri. Nov. 11 7:30 PM | | Milan | 28 | | | | | | | |
| Harding Academy (5-5) | 7 | | | | | | | David Lipscomb | 42 | |
| | | Fri. Nov. 18 7:30 PM | | Milan | 28 | | | | | |
| Goodpasture (5-5) | 31 | | | | | | | | | |
| Fri. Nov. 11 7:30 PM | | Goodpasture | 0 | | | | | | | |
| Mt. Pleasant (6-4) | 7 | | | | | | | | | |
| | | | | Fri. Nov. 25 7:30 PM | | | | | | |
| Loretto (7-3) | 136 | | | | | Milan | 6 | | | |
| Fri. Nov. 11 7:30 PM | | Loretto | 0 | | | | | | | |
| Davidson Academy (6-4) | 10 | | | | | | | | | |
| | | Fri. Nov. 18 7:30 PM | | | | | | | | |
| Westview (5-5) | 14 | | | Briarcrest | 7 | | | | | |
| Fri. Nov. 11 7:30 PM | | Briarcrest | 23 | | | | | | | |
| Briarcrest (9-1) | 21 | | | | | | | | | |

**Notes:**

# 1993 Class 2A Football Playoffs

**November 12 - December 10, 1993**

**Notes:**