Happy Valley High School
Girls' Basketball
Elizabethton, TN

POSTSEASON HISTORY REPORT

GENERATED APRIL 19, 2024

Summary

Championship Record: 2-5
Appearances (5): 1996, 1995, 1994, 1989, 1988
Finals Appearances/Runners-up (1): 1989

Finals Appearances

Year	Class	Award	Detail
1989	Class AA	Team Runner-Up	(28-4)

Awards

None found.

1996 Class AA State Girls' Basketball Tournament

March 6 - March 9, 1996 · Middle Tennessee State University - Murfreesboro

Game 1
Wed. Mar. 6 7:00 PM

Kingsbury (29-5)	41
South Greene (26-6)	55

Game 2
Wed. Mar. 6 8:30 PM

Hickman Co. (30-1)	45
Livingston Academy (32-2)	60

Game 3
Thu. Mar. 7 11:30 AM

Happy Valley (31-2)	56
Westview (32-1)	72

Game 4
Thu. Mar. 7 1:00 PM

York Institute (16-17)	46
David Lipscomb (26-6)	69

Game 5
Fri. Mar. 8 2:30 PM

South Greene	44
Livingston Academy	71

Game 6
Fri. Mar. 8 5:30 PM

Westview	63
David Lipscomb	55

Game 7
Sat. Mar. 9 5:00 PM

Livingston Academy	49
Westview	50

Westview
STATE CHAMPION

010

AA

OFFICIAL NCAA BASKETBALL BOX SCORE

Site: Murfreesboro, Tenn.

Martin Westview High School (33-1)

Date: March 7, 1996

MWHS (VISITORS)			Total FG	Total AT	3-Pts FG	3-Pts AT	FT	FT AT	Rebounds OF	Rebounds DF	Rebounds To	PF	TP	A	TO	BK	ST	MN
4	Hurst, Crystal	f	4	5	2	3	2	4	1	3	4	2	12	1	2	0	2	25
42	Lacy, Julie	f	4	7	2	3	0	0	2	0	2	1	10	1	5	1	1	23
21	Thompson, Mona	c	9	15	0	0	2	4	4	6	10	4	20	0	3	0	4	20
00	Atkins, Tasha	g	3	7	0	0	9	12	3	1	4	3	15	2	4	0	6	25
30	Hurst, Becky	g	0	5	0	5	0	2	1	3	4	3	0	1	2	0	1	18
10	Gaylord, Carmen		1	3	0	0	0	0	2	0	2	2	2	1	1	0	0	7
11	Phelps, Jolelyn		0	5	0	1	0	0	1	2	3	2	0	0	2	0	0	8
12	Russ, Stacey		2	6	1	2	0	1	2	3	5	2	5	0	2	0	0	7
14	Boroughs, Beth Anne		2	8	0	4	2	7	2	4	6	2	6	3	0	0	3	20
32	Thompson, Lori Beth		1	2	0	1	0	0	1	1	2	1	2	0	0	0	0	7
20	Box, Corrine		0	0	0	0	0	0	0	0	0	0	0	0	0	0	0	0+
22	Alexander, Krystal		--	--	--	--	--	--	--	--	--	--	--	--	--	--	--	DNP
44	Wilson, Katie		--	--	--	--	--	--	--	--	--	--	--	--	--	--	--	DNP
52	Wade, Allison		--	--	--	--	--	--	--	--	--	--	--	--	--	--	--	DNP
	Team Totals								0	1	1				0			
	TOTALS		26	63	5	19	15	30	19	24	43	22	72	9	21	1	17	160

Deadball Rebounds: 7, 0: 7

Tot FG %:	1st Half:	8-29	.276	2nd Half:	18-34	.529	Game: .413
3-Pt FG %:	1st Half:	3-13	.231	2nd Half:	2- 6	.333	Game: .263
FT % :	1st Half:	5-13	.385	2nd Half:	10-17	.588	Game: .500

Happy Valley High School (31-3)

HVHS (HOME)			Total FG	Total AT	3-Pts FG	3-Pts AT	FT	FT AT	Rebounds OF	Rebounds DF	Rebounds To	PF	TP	A	TO	BK	ST	MN
22	Peters, Julie	f	2	7	0	3	0	0	1	2	3	2	4	1	7	0	1	24
51	McNeil, Cheri	f	7	15	0	2	4	6	4	4	8	5	18	1	0	0	4	23
45	Polly, Kim	c	7	16	0	1	5	8	7	5	12	4	19	0	2	0	1	29
15	Maxwell, Lacey	g	0	2	0	1	0	0	1	1	2	2	0	0	1	0	0	13
23	McKeehan, Jamie	g	3	10	0	1	4	8	2	2	4	4	10	3	12	0	2	25
25	Hambrick, Brooke		2	4	0	0	1	2	0	3	3	2	5	0	3	0	1	11
42	Carder, Jenny		0	2	0	1	0	0	2	0	2	2	0	0	0	0	1	11
43	Burleson, Kelli		0	1	0	1	0	0	1	1	2	4	0	0	2	0	0	10
52	Duncan, Amanda		0	1	0	0	0	1	2	6	8	3	0	0	2	3	0	17
30	Slone, Kelly		0	0	0	0	0	0	0	1	1	0	0	0	0	0	0	0+
32	Hart, Julie		0	0	0	0	0	0	0	0	0	0	0	0	0	0	0	0+
41	Shephard, Jessica		0	0	0	0	0	0	0	0	0	0	0	0	0	0	0	0+
55	Jones, Jenny		0	0	0	0	0	0	0	0	0	0	0	0	0	0	0	0+
	Team Totals								3	1	4				0			
	TOTALS		21	58	0	10	14	25	23	26	49	28	56	5	29	3	10	160

Deadball Rebounds: 1, 0: 1

Tot FG %:	1st Half:	10-27	.370	2nd Half:	11-31	.355	Game: .362
3-Pt FG %:	1st Half:	0- 1	.000	2nd Half:	0- 9	.000	Game: .000
FT % :	1st Half:	9-15	.600	2nd Half:	5-10	.500	Game: .560

	1st	2nd	OT	OT	Tot
MWHS	24	48			72
HVHS	29	27			56

OFFICIALS: Ted Kessler, James Kinzer, Jeb Hartness

Technical Fouls: none

Attendance: TBA

Comments: 1996 TSSAA Class AA Quarterfinals

Quarter Scoring

MW	9	15	26	22
HV	12	17	11	16

010

OFFICIAL NCAA BASKETBALL BOX SCORE - FIRST HALF

Martin Westview High School

Date: March 7, 1996

MWHS (VISITORS)			Total FG	Total AT	3-Pts FG	3-Pts AT	FT	AT	Rebounds OF	DF	To	PF	TP	A	TO	BK	ST	MN
4	Hurst, Crystal	f	2	3	2	3	2	4	1	2	3	1	8	0	1	0	0	11
42	Lacy, Julie	f	1	2	1	1	0	0	1	0	1	1	3	0	5	0	0	11
21	Thompson, Mona	c	2	5	0	0	0	2	3	3	6	2	4	0	3	0	1	7
00	Atkins, Tasha	g	1	3	0	0	1	2	0	0	0	1	3	2	1	0	4	11
30	Hurst, Becky	g	0	4	0	4	0	0	1	2	3	1	0	1	1	0	0	12
10	Gaylord, Carmen		0	0	0	0	0	0	0	0	0	2	0	0	1	0	0	5
11	Phelps, Jolelyn		0	5	0	1	0	0	1	2	3	1	0	0	2	0	0	6
12	Russ, Stacey		1	3	0	1	0	1	1	2	3	2	2	0	1	0	0	5
14	Boroughs, Beth Anne		1	3	0	2	2	4	1	0	1	0	4	0	0	0	2	7
20	Box, Corrine		0	0	0	0	0	0	0	0	0	0	0	0	0	0	0	--
22	Alexander, Krystal		0	0	0	0	0	0	0	0	0	0	0	0	0	0	0	--
32	Thompson, Lori Beth		0	1	0	1	0	0	0	1	1	1	0	0	0	0	0	5
44	Wilson, Katie		0	0	0	0	0	0	0	0	0	0	0	0	0	0	0	--
52	Wade, Allison		0	0	0	0	0	0	0	0	0	0	0	0	0	0	0	--
	Team Totals								0	0	0				0			
	TOTALS		8	29	3	13	5	13	9	12	21	12	24	3	15	0	7	80

Deadball Rebounds: 4, 0: 4

Tot FG %: 1st Half: 8-29 .276
3-Pt FG %: 1st Half: 3-13 .231
FT % : 1st Half: 5-13 .385

Happy Valley High School

HVHS (HOME)			Total FG	Total AT	3-Pts FG	3-Pts AT	FT	AT	Rebounds OF	DF	To	PF	TP	A	TO	BK	ST	MN
22	Peters, Julie	f	2	3	0	0	0	0	0	1	1	0	4	0	3	0	1	10
51	McNeil, Cheri	f	5	9	0	0	2	2	3	2	5	3	12	1	0	0	4	10
45	Polly, Kim	c	1	6	0	0	3	5	2	3	5	1	5	0	1	0	0	15
15	Maxwell, Lacey	g	0	0	0	0	0	0	0	0	0	0	0	0	0	0	0	6
23	McKeehan, Jamie	g	0	3	0	0	3	6	0	1	1	3	3	2	5	0	1	12
25	Hambrick, Brooke		2	3	0	0	1	2	0	3	3	2	5	0	1	0	0	9
30	Slone, Kelly		0	0	0	0	0	0	0	0	0	0	0	0	0	0	0	--
32	Hart, Julie		0	0	0	0	0	0	0	0	0	0	0	0	0	0	0	--
41	Shephard, Jessica		0	0	0	0	0	0	0	0	0	0	0	0	0	0	0	--
42	Carder, Jenny		0	1	0	0	0	0	1	0	1	1	0	0	0	0	1	5
43	Burleson, Kelli		0	1	0	1	0	0	1	0	1	3	0	0	2	0	0	6
52	Duncan, Amanda		0	1	0	0	0	0	2	5	7	1	0	0	2	1	0	7
55	Jones, Jenny		0	0	0	0	0	0	0	0	0	0	0	0	0	0	0	--
	Team Totals								1	1	2				0			
	TOTALS		10	27	0	1	9	15	10	16	26	14	29	3	14	1	7	80

Deadball Rebounds: 1, 0: 1

Tot FG %: 1st Half: 10-27 .370
3-Pt FG %: 1st Half: 0- 1 .000
FT % : 1st Half: 9-15 .600

	1st	2nd	OT	OT	Tot
MWHS	9	15			24
HVHS	12	17			29

OFFICIALS: Ted Kessler, James Kinzer, Jeb Hartness
Technical Fouls:
Attendance:
Comments: CourtSide(tm) software by CompuSTATS / San Diego, CA (619)296-7834

1995 Class AA State Girls' Basketball Tournament

March 8 - March 11, 1995 · Middle Tennessee State University - Murfreesboro

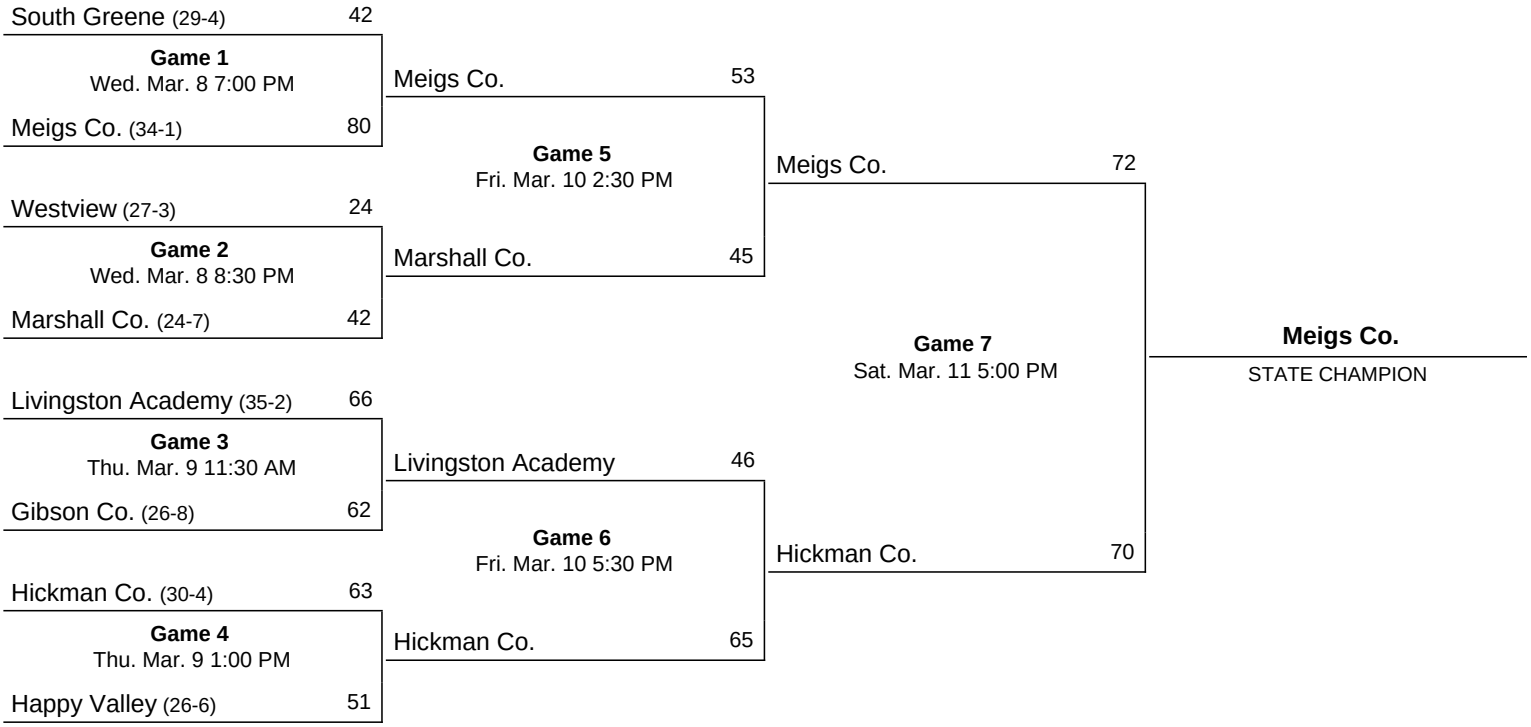

010

OFFICIAL NCAA BASKETBALL BOX SCORE — Site: MURFREESBORO, TENN.

HAPPY VALLEY HIGH SCHOOL (26-7) — Date: March 9, 1995

	HVHS (VISITORS)		Total FG	Total AT	3-Pts FG	3-Pts AT	FT	FT AT	Rebounds OF	Rebounds DF	Rebounds To	PF	TP	A	TO	BK	ST	MN
30	CAMPBELL, TERESA	f	2	5	0	0	2	4	3	0	3	0	6	1	0	0	1	21
31	BABB, ERICA	f	6	17	0	0	4	10	7	9	16	5	16	0	6	1	2	30
51	MCNEIL, CHERI	c	3	11	0	0	12	19	7	8	15	3	18	1	2	0	3	21
23	MCKEEHAN, JAMIE	g	2	9	0	1	2	5	1	4	5	3	6	2	7	0	3	28
34	JONES, JENNIFER	g	0	2	0	0	0	0	1	3	4	1	0	0	2	0	1	18
15	MAXWELL, LACEY		0	0	0	0	0	0	1	1	2	0	0	0	0	0	0	3
22	PETERS, JULIE		0	0	0	0	0	0	0	0	0	1	0	0	0	0	0	2
25	PETERS, MISTY		0	6	0	1	0	0	1	1	2	3	0	0	1	0	1	14
40	YOUNG, AMY		1	1	0	0	0	0	0	0	0	0	2	0	0	0	0	4
41	JONES, SHANNON		1	1	0	0	0	0	1	2	3	0	2	0	0	0	0	7
43	BURLESON, KELLI		0	0	0	0	0	0	0	0	0	0	0	0	0	0	0	1
45	POLLY, KIM		0	4	0	0	0	0	1	1	2	1	0	0	1	0	0	11
42	CARDER, JENNIFER		0	0	0	0	1	2	0	0	0	1	1	1	0	0	0	0+
52	DUNCAN, AMANDA		0	0	0	0	0	0	0	0	0	1	0	0	1	0	0	0+
55	HAMBRICK, BROOKE		0	0	0	0	0	0	0	3	3	0	0	0	0	0	0	0+
	Team Totals								2	1	3				0			
	TOTALS		15	56	0	2	21	40	25	33	58	19	51	5	20	1	11	160

Deadball Rebounds: 5, 0: 5

Tot FG %:	1st Half:	4-23	.174	2nd Half:	11-33	.333	Game: .268
3-Pt FG %:	1st Half:	0- 1	.000	2nd Half:	0- 1	.000	Game: .000
FT % :	1st Half:	7-18	.389	2nd Half:	14-22	.636	Game: .525

HICKMAN COUNTY HIGH SCHOOL (31-4)

	HCHS (HOME)		Total FG	Total AT	3-Pts FG	3-Pts AT	FT	FT AT	Rebounds OF	Rebounds DF	Rebounds To	PF	TP	A	TO	BK	ST	MN
15	MANGRUM, ALICIA	f	2	7	0	0	1	3	1	4	5	4	5	2	3	0	0	22
40	NEELY, RHONDA	f	2	9	0	1	3	4	3	5	8	3	7	5	4	0	4	25
23	BAKER, MARISA	c	1	2	0	0	0	0	1	2	3	4	2	2	1	0	0	7
21	VINCENT, EMILY	g	5	9	1	2	1	2	1	4	5	4	12	1	5	0	1	29
25	MYATT, BECKY	g	5	12	3	6	4	6	1	7	8	2	17	4	2	1	0	31
14	DICK, JENNIFER		0	0	0	0	0	0	0	0	0	1	0	0	0	0	0	1
20	MATHIS, AMANDA		6	16	6	16	0	0	0	1	1	3	18	0	1	0	0	26
22	JUDD, AMANDA		0	0	0	0	0	0	0	0	0	0	0	1	0	0	0	1
31	WALLACE, NICOLE		0	2	0	2	0	0	0	3	3	2	0	1	1	0	1	8
45	SCATES, TALISHA		1	2	0	0	0	2	2	4	6	4	2	0	0	0	0	13
10	ATKINSON, CELENA		0	0	0	0	0	0	0	0	0	0	0	0	0	0	0	0+
43	MCCLAIN, EUGENIA		0	0	0	0	0	0	0	0	0	0	0	0	0	0	0	0+
	Team Totals								1	0	1				0			
	TOTALS		22	59	10	27	9	17	10	30	40	27	63	16	17	1	6	164

Deadball Rebounds: 2, 0: 2

Tot FG %:	1st Half:	9-32	.281	2nd Half:	13-27	.481	Game: .373
3-Pt FG %:	1st Half:	5-17	.294	2nd Half:	5-10	.500	Game: .370
FT % :	1st Half:	1- 2	.500	2nd Half:	8-15	.533	Game: .529

	1st	2nd	OT	OT	Tot
HVHS	15	36			51
HCHS	24	39			63

OFFICIALS: DON BENNETT, STEVE PEERY, ALVIN WALKER

Technical Fouls: none

Attendance: TBA

Comments: TSSAA AA QTR.FINALS HICKMAN CO. TIES MOST 3'S MADE IN GAME - 10

	1	2	3	4	FINAL
HAPPY VALLEY	3	12	17	19	51
HICKMAN COUNTY	16	8	20	19	63

01
CURRENT STATS - HALFTIME CompuSTATS / San Diego,CA (619)296-7834

HAPPY VALLEY HIGH SCHOOL Date: March 9, 1995

	HVHS (VISITORS)		Total FG	Total AT	3-pts FG	3-pts AT	FT	FT AT	Rebounds OF	Rebounds DF	Rebounds To	PF	TP	A	TO	BK	ST	MN
30	CAMPBELL,TERESA	f	0	2	0	0	0	2	0	0	0	0	0	0	0	0	0	12
31	BABB,ERICA	f	2*	6*	0	0	1	4	2	6*	8*	0	5	0	4*	1*	2	14
51	MCNEIL,CHERI	c	1	6*	0	0	4*	7*	3*	5	8*	0	6*<	0	2	0	3*	12
23	MCKEEHAN,JAMIE	g	1	3	0	0	2	5	0	3	3	2*	4	1*	4*	0	1	14
34	JONES,JENNIFER	g	0	2	0	0	0	0	1	2	3	0	0	0	2	0	0	11
15	MAXWELL,LACEY		0	0	0	0	0	0	0	0	0	0	0	0	0	0	0	0
22	PETERS,JULIE		0	0	0	0	0	0	0	0	0	1	0	0	0	0	0	2
25	PETERS,MISTY		0	2	0	1*	0	0	1	1	2	2*	0	0	1	0	0	4
40	YOUNG,AMY		0	0	0	0	0	0	0	0	0	0	0	0	0	0	0	0
41	JONES,SHANNON		0	0	0	0	0	0	0	0	0	0	0	0	0	0	0	4
42	CARDER,JENNIFER		0	0	0	0	0	0	0	0	0	0	0	0	0	0	0	0
43	BURLESON,KELLI		0	0	0	0	0	0	0	0	0	0	0	0	0	0	0	0
45	POLLY,KIM		0	2	0	0	0	0	1	1	2	0	0	0	1	0	0	7
52	DUNCAN,AMANDA		0	0	0	0	0	0	0	0	0	0	0	0	0	0	0	0
55	HAMBRICK,BROOKE		0	0	0	0	0	0	0	0	0	0	0	0	0	0	0	0
	Team Totals								2	0	2				14			
	TOTALS		4	23	0	1	7	18	10	18	28	5	15	1	14	1	6	80

Deadball Rebounds: 3, 0: 3

Tot FG %:	1st Half:	4-23	.174	2nd Half:	0- 0	.000	Game:	.174
3-Pt FG %:	1st Half:	0- 1	.000	2nd Half:	0- 0	.000	Game:	.000
FT % :	1st Half:	7-18	.389	2nd Half:	0- 0	.000	Game:	.389

HICKMAN COUNTY HIGH SCHOOL

	HCHS (HOME)		Total FG	Total AT	3-Pts FG	3-Pts AT	FT	FT AT	Rebounds OF	Rebounds DF	Rebounds To	PF	TP	A	TO	BK	ST	MN
15	MANGRUM,ALICIA	f	0	3	0	0	0	0	1*	4*	5*	0	0	2*	2	0	0	10
40	NEELY,RHONDA	f	0	5	0	1	0	0	1*	3	4	0	0	2*	2	0	1*	11
23	BAKER,MARISA	c	1	1	0	0	0	0	0	1	1	3*	2	0	1	0	0	5
21	VINCENT,EMILY	g	2	5	1	2	1*	2*	1*	2	3	3*	6	0	3*	0	1*	15
25	MYATT,BECKY	g	2	6	1	3	0	0	1*	3	4	2	5	1	1	1*	0	15
10	ATKINSON,CELENA		0	0	0	0	0	0	0	0	0	0	0	0	0	0	0	0
14	DICK,JENNIFER		0	0	0	0	0	0	0	0	0	0	0	0	0	0	0	1
20	MATHIS,AMANDA		3*	9*	3*	9*	0	0	0	0	0	3*	9*<	0	0	0	0	13
22	JUDD,AMANDA		0	0	0	0	0	0	0	0	0	0	0	0	0	0	0	0
31	WALLACE,NICOLE		0	2	0	2	0	0	0	3	3	1	0	0	1	0	1*	6
43	MCCLAIN,EUGENIA		0	0	0	0	0	0	0	0	0	0	0	0	0	0	0	0
45	SCATES,TALISHA		1	1	0	0	0	0	1*	1	2	2	2	0	0	0	0	8
	Team Totals								0	0	0				10			
	TOTALS		9	32	5	17	1	2	5	17	22	14	24	5	10	1	3	84

Deadball Rebounds: 1, 0: 1

Tot FG %:	1st Half:	9-32	.281	2nd Half:	0- 0	.000	Game:	.281
3-Pt FG %:	1st Half:	5-17	.294	2nd Half:	0- 0	.000	Game:	.294
FT % :	1st Half:	1- 2	.500	2nd Half:	0- 0	.000	Game:	.500

* - Denotes high in that category

HCHS: largest lead: 18 No. of leads: 1
HVHS: largest lead: 0 No. of leads: 0

Lead Changes: 0 No. of Ties: 0

	1	2
HAPPY VALLEY	3	12
HICKMAN COUNTY	16	8

1994 Class AA State Girls' Basketball Tournament

March 9 - March 12, 1994 · Middle Tennessee State University - Murfreesboro

Game 1
Wed. Mar. 9 7:00 PM

Macon Co. (28-5)	37
Meigs Co. (31-1)	48

Game 2
Wed. Mar. 9 8:30 PM

South Greene (32-1)	59
Harding Academy (29-5)	57

OT

Game 3
Thu. Mar. 10 11:30 AM

Giles Co. (28-3)	58
Happy Valley (23-9)	35

Game 4
Thu. Mar. 10 1:00 PM

Gibson Co. (33-0)	54
Livingston Academy (35-1)	69

Game 5
Fri. Mar. 11 2:30 PM

Meigs Co.	47
South Greene	60

Game 6
Fri. Mar. 11 5:30 PM

Giles Co.	58
Livingston Academy	63

Game 7
Sat. Mar. 12 5:00 PM

OT

South Greene	47
Livingston Academy	53

Livingston Academy

STATE CHAMPION

OFFICIAL NCAA BASKETBALL BOX SCORE
Happy Valley High School (23-10)

Site: Murfreesboro, Tenn
Date: March 10, 1994

	HVHS (VISITORS) Hally Valley		Total FG	Total AT	3-Pts FG	3-Pts AT	FT	FT AT	Rebounds OF	Rebounds DF	Rebounds To	PF	TP	A	TO	BK	ST	MN
42	Williams, Kelly	f	1	5	0	0	1	2	0	2	2	2	3	2	3	1	3	23
45	Polly, Kim	f	3	7	0	0	2	4	4	4	8	1	8	1	1	1	1	25
51	McNeil, Cheri	c	1	6	0	1	2	3	1	2	3	4	4	1	1	1	3	18
23	McKeehan, Jamie	g	1	2	0	0	0	0	0	1	1	0	2	0	0	0	0	6
30	Campbell, Teresa	g	2	8	0	3	0	0	0	1	1	3	4	0	6	0	1	25
15	Maxwell, Lacy		0	1	0	0	0	0	2	0	2	0	0	0	1	0	0	3
22	Peters, Julie		2	3	1	2	0	0	0	0	0	0	5	0	0	0	1	1
25	Peters, Misty		1	7	1	5	1	4	1	0	1	4	4	1	4	0	1	15
31	Babb, Erica		0	3	0	0	0	0	1	1	2	0	0	0	0	0	0	9
34	Carver, Christy		2	4	0	1	0	0	1	2	3	2	4	0	2	0	2	21
40	Young, Amy		0	0	0	0	1	2	1	0	1	0	1	0	0	0	0	1
41	Jones, Shannon		1	3	0	0	0	0	0	1	1	2	2	0	2	0	1	11
52	Jones, Jennifer		0	0	0	0	0	0	0	1	1	0	0	0	0	0	0	1
	Team Totals								1	2	3				1			
	TOTALS		14	49	2	12	7	15	12	17	29	18	37	5	21	3	13	160

Deadball Rebounds: 6, 0: 6

Tot FG %:	1st Half:	8-26	.308	2nd Half:	6-23	.261	Game:	.286
3-Pt FG %:	1st Half:	1- 7	.143	2nd Half:	1- 5	.200	Game:	.167
FT % :	1st Half:	3- 8	.375	2nd Half:	4- 7	.571	Game:	.467

Giles County High School (29-3)

	GCHS (HOME) Giles Co.		Total FG	Total AT	3-Pts FG	3-Pts AT	FT	FT AT	Rebounds OF	Rebounds DF	Rebounds To	PF	TP	A	TO	BK	ST	MN
51	Bottoms, Missy	f	3	7	0	0	3	5	3	5	8	3	9	0	0	1	1	19
53	Reed, Tricia	f	4	11	1	2	0	0	3	2	5	1	9	4	1	0	5	24
45	Morris, Jenny	c	4	7	0	0	2	4	2	2	4	0	10	2	1	0	0	23
23	Houston, Rashmi	g	2	7	0	3	2	3	0	2	2	2	6	3	6	0	2	29
25	Harney, Monica	g	3	11	0	0	4	7	3	5	8	0	10	1	4	0	3	29
12	Gibbons, April		0	0	0	0	0	0	0	0	0	0	0	0	0	0	0	1
14	Howell, Amanda		0	0	0	0	0	0	0	0	0	0	0	0	0	0	0	1
15	Kirk, Meredith		0	1	0	0	2	2	1	2	3	0	2	0	0	0	0	1
20	Bass, Haley		0	0	0	0	0	0	0	1	1	1	0	0	0	0	0	1
21	Benson, LiTisha		6	11	0	0	3	5	11	2	13	3	15	0	2	1	2	20
41	Simington, Sheree		1	3	0	0	0	1	1	3	4	1	2	0	2	0	0	11
55	Price, Shannon		0	1	0	0	0	0	1	0	1	0	0	0	0	0	0	1
	Team Totals								1	1	2				1			
	TOTALS		23	59	1	5	16	27	26	25	51	11	63	10	17	2	13	160

Deadball Rebounds: 4, 0: 4

Tot FG %:	1st Half:	11-27	.407	2nd Half:	12-32	.375	Game:	.390
3-Pt FG %:	1st Half:	0- 3	.000	2nd Half:	1- 2	.500	Game:	.200
FT % :	1st Half:	3- 7	.429	2nd Half:	13-20	.650	Game:	.593

	1st	2nd	3	4	Tot
HVHS	9	11	7	10	37
GCHS	13	12	19	19	63

OFFICIALS: Bo Deaton, Kathy Ayers, Danny Tippett
Technical Fouls: HVHS Coach
Attendance: TBA
Comments: TSSAA State Tournament

OFFICIAL NCAA BASKETBALL BOX SCORE - FIRST HALF

Happy Valley High School — Date: March 10, 1994

	HVHS (VISITORS)		Total FG	Total AT	3-Pts FG	3-Pts AT	FT	AT	Rebounds OF	DF	To	PF	TP	A	TO	BK	ST	MN
42	Williams, Kelly	f	0	3	0	0	0	0	0	1	1	1	0	1	0	0	1	13
45	Polly, Kim	f	3	4	0	0	1	2	2	2	4	1	7	1	1	1	1	12
51	McNeil, Cheri	c	0	1	0	0	1	2	0	2	2	2	1	1	0	1	2	12
23	McKeehan, Jamie	g	1	2	0	0	0	0	0	1	1	0	2	0	0	0	0	6
30	Campbell, Teresa	g	1	5	0	1	0	0	0	0	0	1	2	0	3	0	0	11
15	Maxwell, Lacy		0	0	0	0	0	0	0	0	0	0	0	0	0	0	0	--
22	Peters, Julie		0	0	0	0	0	0	0	0	0	0	0	0	0	0	0	--
25	Peters, Misty		1	6	1	5	1	4	1	0	1	2	4	0	1	0	1	8
31	Babb, Erica		0	1	0	0	0	0	0	1	1	0	0	0	0	0	0	6
34	Carver, Christy		2	4	0	1	0	0	1	2	3	1	4	0	0	0	2	10
40	Young, Amy		0	0	0	0	0	0	0	0	0	0	0	0	0	0	0	--
41	Jones, Shannon		0	0	0	0	0	0	0	0	0	0	0	0	1	0	0	2
52	Jones, Jennifer		0	0	0	0	0	0	0	0	0	0	0	0	0	0	0	--
	Team Totals								0	1	1				0			
	TOTALS		8	26	1	7	3	8	4	10	14	8	20	3	6	2	7	80

Deadball Rebounds: 4, 0: 4

Tot FG %: 1st Half: 8-26 .308
3-Pt FG %: 1st Half: 1- 7 .143
FT % : 1st Half: 3- 8 .375

Giles County High School

	GCHS (HOME)		Total FG	Total AT	3-Pts FG	3-Pts AT	FT	AT	Rebounds OF	DF	To	PF	TP	A	TO	BK	ST	MN
51	Bottoms, Missy	f	1	1	0	0	2	3	0	2	2	2	4	0	0	0	0	4
53	Reed, Tricia	f	0	3	0	1	0	0	0	2	2	0	0	2	0	0	2	13
45	Morris, Jenny	c	4	7	0	0	0	0	2	2	4	0	8	1	1	0	0	16
23	Houston, Rashmi	g	1	4	0	2	0	1	0	1	1	1	2	1	4	0	0	14
25	Harney, Monica	g	0	4	0	0	0	0	1	4	5	0	0	1	1	0	1	16
12	Gibbons, April		0	0	0	0	0	0	0	0	0	0	0	0	0	0	0	--
14	Howell, Amanda		0	0	0	0	0	0	0	0	0	0	0	0	0	0	0	--
15	Kirk, Meredith		0	0	0	0	0	0	0	0	0	0	0	0	0	0	0	--
20	Bass, Haley		0	0	0	0	0	0	0	1	1	0	0	0	0	0	0	--
21	Benson, LiTisha		4	7	0	0	1	3	5	1	6	2	9	0	1	0	1	12
41	Simington, Sheree		1	1	0	0	0	0	0	2	2	0	2	0	1	0	0	5
55	Price, Shannon		0	0	0	0	0	0	0	0	0	0	0	0	0	0	0	--
	Team Totals								1	0	1				1			
	TOTALS		11	27	0	3	3	7	9	15	24	5	25	5	9	0	4	80

Deadball Rebounds: 1, 0: 1

Tot FG %: 1st Half: 11-27 .407
3-Pt FG %: 1st Half: 0- 3 .000
FT % : 1st Half: 3- 7 .429

	1st	2nd	OT	OT	Tot
HVHS	9	11			20
GCHS	13	12			25

OFFICIALS:
Technical Fouls:
Attendance:
Comments: CourtSide(tm) software by CompuSTATS / San Diego, CA (619)296-7834

1989 Class AA State Girls' Basketball Tournament

March 8 - March 11, 1989 · Middle Tennessee State University - Murfreesboro

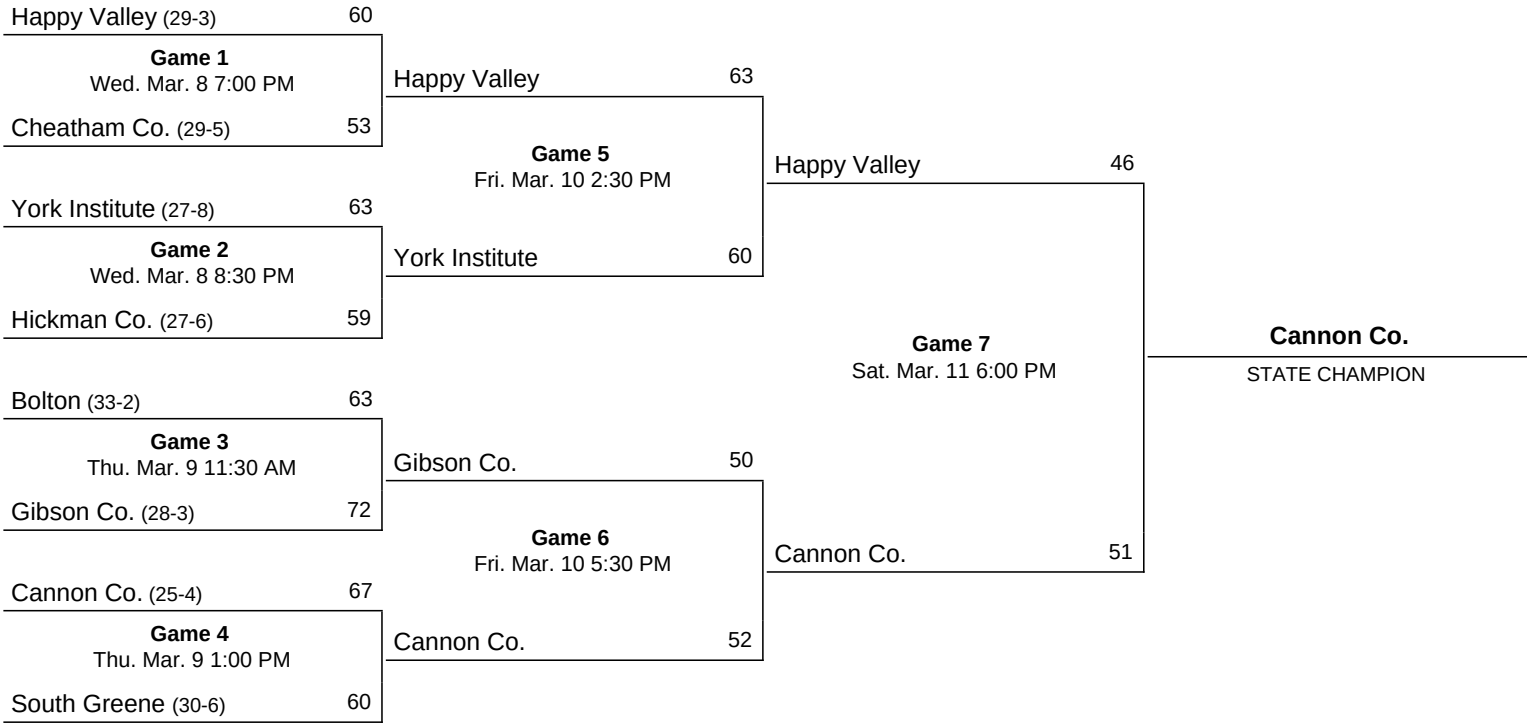

OFFICIAL NCAA BASKETBALL BOX SCORE

VISITORS (Last Name, First) FINAL Date 3-8-89 Site Murfreesboro, Tenn.

No.	Cheatham County		Total FG FG	Total FG FGA	3-point FG	3-point FGA	FT	FTA	Rebounds Off	Rebounds Def	Rebounds Tot	PF	TP	A	TO	BLK	S	MIN
14	Taunya Treanton	f	3	4	0	0	7	11	0	1	1	0	13	6	1	0	3	
25	Jean Rutherford	f	4	11	0	0	0	0	2	1	3	2	8	4	3	0	0	
31	Kim Chandler	c	1	7	0	1	0	0	2	3	5	1	2	1	4	0	0	
44	Melva Majors	g	5	11	1	1	0	0	1	0	1	4	11	1	1	0	2	
45	Kelly Percy	g	7	12	0	0	1	3	1	5	6	3	15	1	1	0	0	
10	Rachel Belemos																	
11	Teri Spalding		1	1	0	0	0	0	0	2	2	0	2	0	0	0	0	
12	Denise Underwood		0	1	0	0	0	0	1	1	2	1	0	3	1	0	0	
15	Jamie Green																	
22	Emily Williams																	
24	Laurel Harris		0	0	0	0	0	0	0	0	0	0	0	0	0	0	0	
32	Angie Allen		1	3	0	0	0	2	1	0	1	0	2	0	0	0	0	
35	Melissa Arms																	
51	Blake Richardson																	
55	Tracie Head																	
	TEAM REBOUNDS (included in Totals)										3							
	TOTALS		22	50	1	2	8	16	8	13	24	16	53	16	11	0	5	

TOTAL FG %: 1st Half .347 (8-23) 2nd Half .592 (16-27) Game .440
3-Pt. FG %: 1st Half — 2nd Half .500 (1-2) Game .500
FT %: 1st Half .667 (4-6) 2nd Half .400 (4-10) Game .500

Deadball Rebounds 1

HOME (Last Name, First)

No.	Happy Valley		Total FG FG	Total FG FGA	3-point FG	3-point FGA	FT	FTA	Rebounds Off	Rebounds Def	Rebounds Tot	PF	TP	A	TO	BLK	S	MIN
23	Shane Leach	f	5	12	1	1	2	3	1	0	1	2	13	2	5	0	1	
31	Melinda Potter	f	0	0	0	0	0	0	0	3	3	0	0	4	2	0	0	
40	Bethany Forslund	c	4	9	0	0	2	2	3	6	9	3	10	0	0	6	0	
41	Susan Cox	g	6	14	0	0	4	5	0	5	5	1	16	0	1	0	1	
51	Angie Branch	g	7	10	0	0	1	1	5	6	11	2	15	1	2	0	1	
15	Nancy Henegar																	
12	Marsha Owens		0	0	0	0	2	2	0	2	2	3	2	0	1	0	0	
22	Becky Berry																	
24	Amy Gross		0	0	0	0	0	0	0	1	1	0	0	0	0	0	0	
32	Michele Colvard																	
34	Shonna Whitson		2	3	0	0	0	0	1	1	2	1	4	0	0	0	0	
45	Sandy Campbell																	
	TEAM REBOUNDS (included in Totals)										1							
	TOTALS		24	48	1	1	11	13	10	24	35	12	60	7	11	6	3	

TOTAL FG %: 1st Half .480 (12-25) 2nd Half .522 (12-23) Game .500
3-Pt. FG %: 1st Half 1.000 (1-1) 2nd Half — Game 1.000
FT %: 1st Half .750 (3-4) 2nd Half .889 (8-9) Game .846

Deadball Rebounds 0

OFFICIALS:

Technical Fouls:

SCORE BY PERIODS	1st H.	2nd H.	OT	OT	FINAL
Cheatham Co	6-14	14-19			53
Happy Valley	11-17	12-20			60

OFFICIAL NCAA BASKETBALL BOX SCORE

VISITORS (Last Name, First) HALFTIME Date 3-8-89 Site Murfreesboro, Tenn.

No.	Cheatham County		Total FG FG	Total FG FGA	3-point FG	3-point FGA	FT	FTA	Rebounds Off	Rebounds Def	Rebounds Tot	PF	TP	A	TO	BLK	S	MI
14	Taunya Treanton	f	0	1	0	0	4	6	0	0	0	0	4	2	1	0	1	
25	Jean Rutherford	f	3	8	0	0	0	0	2	1	3	1	6	1	3	0	0	
31	Kim Chandler	c	0	4	0	0	0	0	1	2	3	0	0	1	3	0	0	
44	Melva Majors	g	2	6	0	0	0	0	0	0	0	1	4	0	0	0	2	
45	Kelly Percy	g	1	1	0	0	0	0	0	2	2	3	2	0	0	0	0	
10	Rachel Delenos																	
11	Teri Spalding		1	1	0	0	0	0	0	2	2	0	2	0	0	0	0	
12	Denise Underwood		0	0	0	0	0	0	0	0	0	0	0	2	1	0	0	
15	Jamie Green																	
22	Emily Williams																	
24	Laurel Harris																	
32	~~Melissa Arms~~ Angel Allen		1	2	0	0	0	0	0	0	0	2	2	0	0	0	0	
35	Melissa Arms																	
51	Blake Richardson																	
55	Tracie Head																	
	TEAM REBOUNDS (included in Totals)										2							
	TOTALS		8	23	0	0	4	6	3	7	12	7	20	6	8	0	3	

TOTAL FG %: 1st Half .347 2nd Half ____ Game ____

3-Pt. FG %: 1st Half — 2nd Half ____ Game ____

FT %: 1st Half .667 2nd Half ____ Game ____

Deadball Rebounds 0

HOME (Last Name, First)

No.	Happy Valley		Total FG FG	Total FG FGA	3-point FG	3-point FGA	FT	FTA	Rebounds Off	Rebounds Def	Rebounds Tot	PF	TP	A	TO	BLK	S	MIN
23	Shane Leach	f	3	6	1	1	0	1	0	0	0	1	7	1	4	0	0	
31	Melinda Potter	f	0	0	0	0	0	0	0	1	1	0	0	2	0	0	0	
40	Bethany Forslund	c	1	5	0	0	2	2	2	5	7	2	4	0	0	4	0	
41	Susan Cox	g	3	8	0	0	0	0	0	2	2	0	6	0	0	0	1	
51	Angie Branch	g	3	4	0	0	1	1	2	3	5	0	7	0	0	0	0	
15	Nancy Henegar																	
42	Marsha Owens		0	0	0	0	0	0	0	1	1	1	0	0	1	0	0	
22	Becky Berry																	
24	Amy Gross		0	0	0	0	0	0	0	1	1	0	0	0	0	0	0	
32	Michele Colvard																	
34	Shonna Whitson		2	2	0	0	0	0	1	0	1	1	4	0	0	0	0	
45	Sandy Campbell																	
	TEAM REBOUNDS (included in Totals)										1							
	TOTALS		12	25	1	1	3	4	5	13	19	5	28	3	5	4	1	

TOTAL FG %: 1st Half .480 2nd Half ____ Game ____

3-Pt. FG %: 1st Half 1.000 2nd Half ____ Game ____

FT %: 1st Half .750 2nd Half ____ Game ____

Deadball Rebounds 0

OFFICIALS: ____

Technical Fouls: ____

SCORE BY PERIODS	1st H.	2nd H.	OT	OT	FINAL
Cheatham Co.	6-14				
Happy Valley	11-17				

OFFICIAL NCAA BASKETBALL BOX SCORE FINAL

VISITORS (Last Name, First) Date 3/10/89 Site MURFREESBORO, TENN.

No.	York Institute		Total FG FG	Total FG FGA	3-point FG	3-point FGA	FT	FTA	Rebounds Off	Rebounds Def	Rebounds Tot	PF	TP	A	TO	BLK	S	MIN
10	Cindy Brown	f	5	9	0	0	3	5	1	5	6	4	13	0	2	2	1	
11	Darla Hughes	f	5	8	0	0	4	4	1	5	6	4	14	1	2	0	1	
14	Tambra Bowden	c	3	8 10	0	3	2	2	0	0	0	5	8	1	5	1	1	
35	Tina Davis	g	3	6	0	0	0	0	4	2	6	4	6	1	3	0	1	
45	Tena Winningham	g	5	13	2	7	0	0	1	5	6	3	12	3	3	0	2	
13	Marta Cooper																	
15	Michelle Dowell																	
23	Jada West		0	0	0	0	~~0~~	~~2~~	0	0	0	0	~~0~~	0	1	0	0	
31	Karla Hughes		0	1	0	0	3	4	1	0	1	1	3	0	0	0	0	
33	Tonya French		1	~~6~~	1	~~6~~	0	0	0	1	1	~~0~~ 3	3	0	0	0	0	
43	Tena Slaven																	
51	Toby Russell																	
55	Beth Anne Beaty																	
	TEAM REBOUNDS (included in Totals)										0							
	TOTALS		22	53	3	16	13	17	8	18	26	24	60	6	16	3	6	

TOTAL FG %: 1st Half .310 (9-29) 2nd Half .542 (13-24) Game .415
3-Pt. FG %: 1st Half .000 (0-9) 2nd Half .429 (3-7) Game .187
FT %: 1st Half .750 (3-4) 2nd Half .769 (10-13) Game .764

Deadball Rebounds 0

HOME (Last Name, First)

No.	Happy Valley		Total FG FG	Total FG FGA	3-point FG	3-point FGA	FT	FTA	Rebounds Off	Rebounds Def	Rebounds Tot	PF	TP	A	TO	BLK	S	MIN
23	Shane Leach	f	5	11	2	4	11	12	1	3	4	2	23	4	3	0	1	
31	Melinda Potter	f	0	1	0	0	2	4	0	0	0	2	2	2	3	0	0	
40	Bethany Forslund	c	3	8	0	0	2	2	3	12	15	3	8	1	2	3	0	
41	Susan Cox	g	4	13	0	0	0	3	3	5	8	1	8	4	5	0	2	
51	Angie Branch	g	2	4	0	2	3	3	3	2	5	4	7	0	2	0	0	
15	Nancy Henegar																	
42	Marcia Owens		3	6	3	4	2	3	0	1	1	1	11	0	1	0	1	
22	Becky Berry																	
24	Amy Gross		0	3	0	2	0	0	0	0	0	1	0	0	0	0	0	
32	Michele Colvard																	
34	Shonna Whetson		2	5	0	1	0	1	1	2	3	1	4	0	1	0	0	
45	Sandy Campbell																	
	TEAM REBOUNDS (included in Totals)										3							
	TOTALS		19	51	5	~~8~~ 13	20	28	11	25	~~39~~	15	63	11	17	3	4	

TOTAL FG %: 1st Half .194 (6-31) 2nd Half .650 (13-20) Game .372
3-Pt. FG %: 1st Half .200 (2-10) 2nd Half 1.000 (3-3) Game .384
FT %: 1st Half .667 (4-6) 2nd Half .727 (16-22) Game .714

Deadball Rebounds 1

OFFICIALS:

Technical Fouls:

ATTENDANCE: 1,782 (11,557 - 5 SESSIONS)

SCORE BY PERIODS

	1st H.	2nd H.	OT	OT	FINAL
York Institute	10-11	19-20			60
Happy Valley	9-9	29-16			63

OFFICIAL NCAA BASKETBALL BOX SCORE HALFTIME

Date 3/10/89 Site MURFREESBORO, TENN

VISITORS (Last Name, First)

No.	York Institute		Total FG FG	Total FG FGA	3-point FG	3-point FGA	FT	FTA	Rebounds Off	Rebounds Def	Rebounds Tot	PF	TP	A	TO	BLK	S	M
10	Cindy Brown	f	2	3	0	0	0	0	0	3	3	2	4	0	1	2	0	
11	Darla Hughes	f	4	6	0	0	0	0	1	3	4	0	8	0	1	0	0	
14	Tambra Bowden	c	1	8	0	2	2	2	0	0	0	2	4	0	3	1	0	
35	Tina Davis	g	0	1	0	0	0	0	2	2	4	3	0	0	2	0	0	
45	Tina Wennningham	g	2	37	0	4	0	0	1	2	3	0	4	3	2	0	2	
13	Marta Cooper																	
15	Michelle Dowell																	
23	Jada West		0	0	0	0	0	0	0	0	0	0	0					
31	Karla Hughes		0	1	0	0	1	2	0	0	0	1	1					
33	Tonya French		0	3	0	3	0	0	0	1	1	0	0					
43	Tina Slaven																	
51	Toby Russell																	
55	Beth Anne Beaty																	
	TEAM REBOUNDS (included in Totals)										0							
	TOTALS		9	29	0	9	3	4	4	11	15	8	21	3	9	3	2	

TOTAL FG %: 1st Half .310 2nd Half ____ Game ____

3-Pt. FG %: 1st Half .000 2nd Half ____ Game ____

FT %: 1st Half .750 2nd Half ____ Game ____

Deadball Rebounds 0

HOME (Last Name, First)

No.	Happy Valley		Total FG FG	Total FG FGA	3-point FG	3-point FGA	FT	FTA	Rebounds Off	Rebounds Def	Rebounds Tot	PF	TP	A	TO	BLK	S	MI
23	Shane Leach	f	1	6	1	3	4	4	1	3	4	1	7	1	3	0	0	
31	Melinda Potter	f	0	1	0	0	0	0	0	0	0	1	0	1	1	0	0	
40	Bethany Forslund	c	1	5	0	0	0	0	2	4	6	0	2	1	2	0	0	
41	Susan Cox	g	2	8	0	0	0	1	2	3	5	0	4	0	1	0	1	
51	Angie Branch	g	0	2	0	2	0	0	3	2	5	2	0	0	1	0	0	
15	Nancy Henegar																	
42	Marcia Owens		1	3	1	2	0	0	0	1	1	0	3	0	1	0	0	
22	Becky Berry																	
24	Amy Gross		0	3	0	2	0	0	0	0	0	1	0	0	0	0	0	
32	Michele Colvard																	
34	Shonna Whitson		1	3	0	1	0	1	1	2	3	1	2	0	1	0	0	
45	Sandy Campbell																	
	TEAM REBOUNDS (included in Totals)										1							
	TOTALS		6	31	2	10	4	6	9	15	25	6	18	3	10	0	1	

TOTAL FG %: 1st Half .194 2nd Half ____ Game ____

3-Pt. FG %: 1st Half .200 2nd Half ____ Game ____

FT %: 1st Half .667 2nd Half ____ Game ____

Deadball Rebounds 0

OFFICIALS: ____

Technical Fouls: ____

SCORE BY PERIODS	1st H.	2nd H.	OT	OT	FINAL
York Institute	10-11				
Happy Valley	9-9				

ATTENDANCE: 1,782 (GAME 11,557 – 5 SESSIONS)

OFFICIAL NCAA BASKETBALL BOX SCORE Class AA Championship - Final

VISITORS (Last Name, First) Date 3/11/89 Site Murfreesboro, Tenn.

No	Cannon County		Total FG FG	Total FG FGA	3-point FG	3-point FGA	FT	FTA	Rebounds Off	Rebounds Def	Rebounds Tot	PF	TP	A	TO	BLK	S
11	Tara Solomon	f	4	8	0	0	0	1	0	4	4	1	8	3	1	0	1
15	Catherine Reed	f	1	8	1	2	1	2	1	6	7	1	4	3	5	0	1
31	Julie Powell	c	8	16	0	0	5	11	3	4	7	2	21	2	1	0	4
50	Reggie King	g	4	10	0	0	2	3	1	3	4	4	10	1	1	0	0
53	Tracey Smithson	g	0	2	0	1	0	0	2	1	3	0	0	1	0	0	0
51	Beth Stewart		3	5	0	0	2	5	4	2	6	2	8	0	0	3	0
	TEAM REBOUNDS (included in Totals)										2						
	TOTALS		20	49	1	3	10	22	11	20	33	10	51	10	8	3	6

TOTAL FG %: 1st Half .360(9-25) 2nd Half .458(11-24) Game .408
3-Pt. FG %: 1st Half .000(0-2) 2nd Half 1.000(1-1) Game .333
FT %: 1st Half .750(3-4) 2nd Half .389(7-18) Game .455

Deadball Rebounds 5

HOME (Last Name, First)

No.	Happy Valley		Total FG FG	Total FG FGA	3-point FG	3-point FGA	FT	FTA	Rebounds Off	Rebounds Def	Rebounds Tot	PF	TP	A	TO	BLK	S
23	Shane Leach	f	0	8	0	5	1	2	0	1	1	0	1	2	1	0	0
31	Melinda Potter	f	0	0	0	0	0	0	0	0	0	2	0	1	2	0	0
40	Bethany Forslund	c	7	13	0	0	0	0	3	6	9	4	14	0	2	6	0
41	Susan Cox	g	3	7	0	0	1	2	3	6	9	2	7	3	3	0	0
51	Angie Branch	g	5	8	0	0	2	2	3	4	7	3	12	0	1	0	0
42	Marsha Owens		2	9	0	4	0	0	3	2	5	2	4	4	3	0	0
34	Shonna Whetson		1	3	0	0	0	1	3	2	5	3	2	0	1	1	0
24	Amy Gross		2	8	2	8	0	0	1	0	1	1	6	0	0	0	0
	TEAM REBOUNDS (included in Totals)										3						
	TOTALS		20	56	2	17	4	7	16	21	40	17	46	10	13	7	0

TOTAL FG %: 1st Half .273(6-22) 2nd Half .412(14-34) Game .357
3-Pt. FG %: 1st Half .000(0-6) 2nd Half .182(2-11) Game .118
FT %: 1st Half .750(3-4) 2nd Half .333(1-3) Game .511

Deadball Rebounds 1

OFFICIALS: Steven Caldwell, Tommy Stinnett

Technical Fouls:

Attendance

SCORE BY PERIODS	1st H.	2nd H.	OT	OT	FINAL
Cannon County	11-10	19-11			51
Happy Valley	5-10	14-17			46

Copyright 1987 National Collegiate Athletic Association

OFFICIAL NCAA BASKETBALL BOX SCORE Class AA Championship - Hartsville

Date 3/11/89 Site Murfreesboro, Tenn

VISITORS (Last Name, First)

No.	Cannon County		Total FG FG	Total FG FGA	3-point FG	3-point FGA	FT	FTA	Rebounds Off	Rebounds Def	Rebounds Tot	PF	TP	A	TO	BLK	S	MI
11	Tara Solomon	f	2	4	0	0	0	0	0	2	2	1	4	2	0	0	1	
15	Catherine Reed	f	0	5	0	1	0	0	0	2	2	0	0	1	4	0	1	
31	Julie Powell	c	4	7	0	0	3	4	1	2	3	1	11	0	0	0	3	
50	Reggie King	g	1	4	0	0	0	0	0	1	1	1	2	1	1	0	0	
53	Tracey Smithson	g	0	2	0	1	0	0	2	1	3	0	0	1	0	0	0	
51	Beth Stennett		2	3	0	0	0	0	0	2	2	2	4	0	0	1	0	
	TEAM REBOUNDS (included in Totals)										1							
	TOTALS		9	25	0	2	3	4	3	10	14	5	21	5	5	1	5	

TOTAL FG %: 1st Half .360 2nd Half ____ Game ____

3-Pt. FG %: 1st Half .000 2nd Half ____ Game ____

FT %: 1st Half .750 2nd Half ____ Game ____

Deadball Rebounds 1

HOME (Last Name, First)

No.	Harry Valley		Total FG FG	Total FG FGA	3-point FG	3-point FGA	FT	FTA	Rebounds Off	Rebounds Def	Rebounds Tot	PF	TP	A	TO	BLK	S	M
23	Shane Leach	f	0	3	0	2	0	0	0	1	1	0	0	0	1	0	0	
31	Melinda Potter	f	0	0	0	0	0	0	0	0	0	0	0	1	1	0	0	
40	Bethany Forslund	c	1	5	0	0	0	0	1	3	4	0	2	0	2	2	0	
41	Susan Cox	g	1	4	0	0	1	2	1	4	5	1	3	2	1	0	0	
51	Angie Beaver	g	3	4	0	0	2	2	2	2	4	1	8	0	1	0	0	
42	Marsha Owens		1	3	0	1	0	0	1	1	2	1	2	1	3	0	0	
34	Shanna Wheeson		0	0	0	0	0	0	0	0	0	1	0	0	1	1	0	
24	Amy Gross		0	3	0	3	0	0	1	0	1	1	0	0	0	0	0	
	TEAM REBOUNDS (included in Totals)										1							
	TOTALS		6	22	0	6	3	4	6	11	18	5	15	4	10	3	0	

TOTAL FG %: 1st Half .273 2nd Half ____ Game ____

3-Pt. FG %: 1st Half .000 2nd Half ____ Game ____

FT %: 1st Half .750 2nd Half ____ Game ____

Deadball Rebounds 1

OFFICIALS: Steven Caldwell, Tommy Stennett

Technical Fouls: ____

Attendance ____

SCORE BY PERIODS

	1st H.	2nd H.	OT	OT	FIN
Cannon County	11-10				
Harry Valley	5-10				

Copyright 1987 National Collegiate Athletic Association

1988 Class AA State Girls' Basketball Tournament

March 9 - March 12, 1988 · Middle Tennessee State University - Murfreesboro

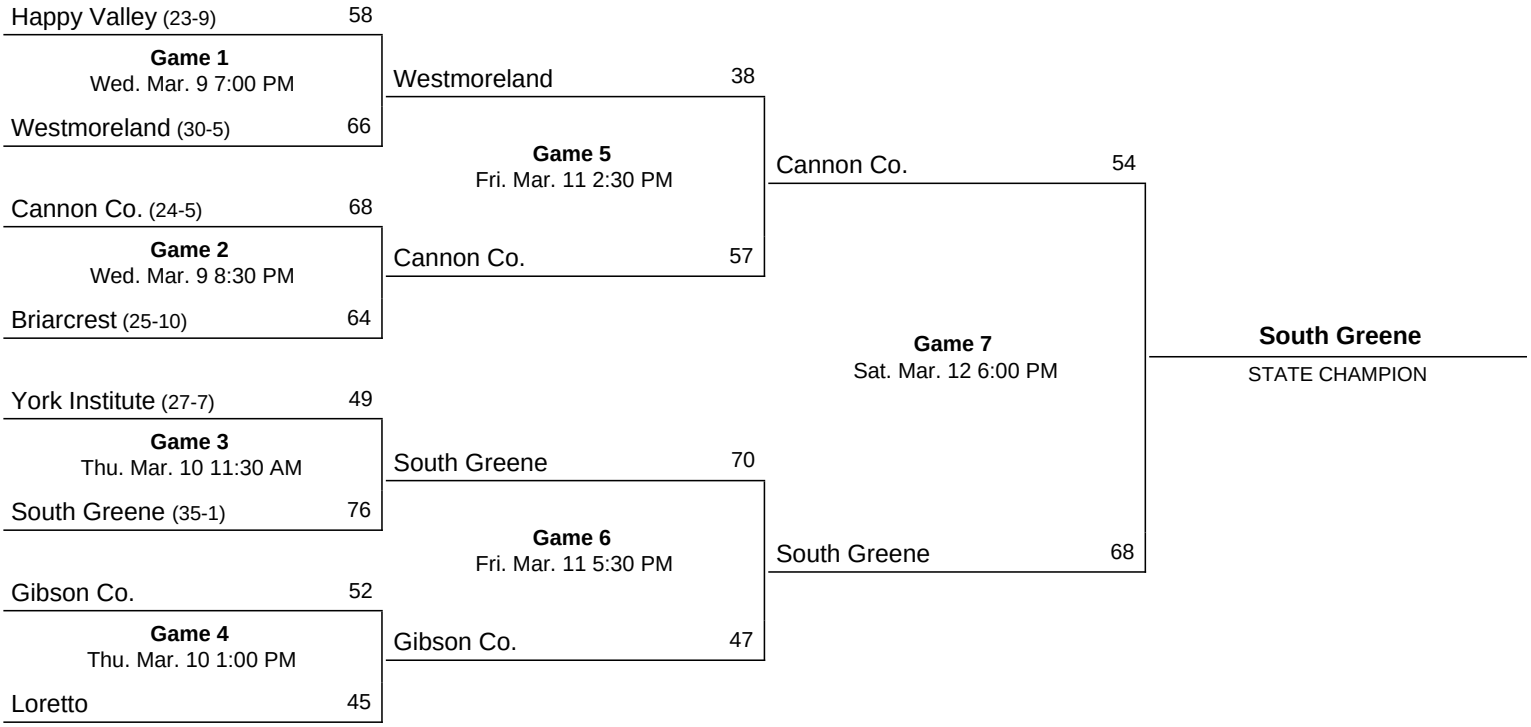

5

OFFICIAL NCAA BASKETBALL BOX SCORE

VISITORS (Last Name, First) FINAL Date 3/9/88 Site Murphy Center - MTSU

No.	Westmoreland (30-5)		Total FG FG	Total FG FGA	3-point FG	3-point FGA	FT	FTA	Rebounds Off	Rebounds Def	Rebounds Tot	PF	TP	A	TO	BLK	S	M
11	Angel Sanders	f	4	6	0	0	7	10	0	1	1	3	15	1	1	0	3	
24	Angie Borders	f	4	4	1	1	4	5	0	4	4	3	13	0	2	0	1	
25	Christy Thompson	c	6	10	0	0	6	11	4	1	5	3	18	1	1	0	1	
31	Lee Tuttle	g	3	7	0	0	4	6	1	4	5	2	10	1	3	1	0	
34	Jan Mandrell	g	2	3	2	3	4	6	1	3	4	1	10	0	3	0	0	
10	Kelly Graves																	
12	Sandi Overton																	
20	Tonya Bentle																	
21	Shannon Perry		0	0	0	0	0	0	1	0	1	0	0	0	0	0	0	
22	Caretta Pedigo																	
32	Beverly Doss																	
	TEAM REBOUNDS (included in Totals)										3							
	TOTALS		19	34	3	4	25	38	7	13	23	17	66	3	10	1	5	

DNP: 10, 12, 20, 22, 32

TOTAL FG %: 1st Half .667 (14-21) 2nd Half .385 (5-13) Game .559
3-Pt. FG %: 1st Half .667 (2-3) 2nd Half 1.000 (1-1) Game .750
FT %: 1st Half .467 (7-15) 2nd Half .783 (18-23) Game .658

Deadball Rebounds 2

HOME (Last Name, First)

No.	Happy Valley (24-10)		Total FG FG	Total FG FGA	3-point FG	3-point FGA	FT	FTA	Rebounds Off	Rebounds Def	Rebounds Tot	PF	TP	A	TO	BLK	S	Mi
23	Shane Leach	f	4	6	2	2	1	1	0	0	0	4	14	1	4	0	0	
33	Melanie Colvard	f	3	4	0	0	0	0	0	0	0	2	6	6	4	0	0	
40	Bethany Forslund	c	10	14	0	0	0	1	4	7	11	4	20	0	2	2	1	
41	Susan Cox	g	3	14	0	1	2	4	2	2	4	4	8	0	2	0	2	
51	Angie Branch	g	4	7	0	0	0	1	0	5	5	5	8	0	1	0	0	
24	Amy Gross		0	1	0	0	0	0	0	0	0	0	0	0	0	0	0	
31	Melinda Potter		0	2	0	0	0	0	1	0	1	2	0	2	0	0	0	
32	Michele Colvard																	
34	Shonna Whitson		2	2	0	0	0	2	1	1	2	4	4	0	1	0	0	
22	Marsha Owens		0	4	0	0	1	2	1	2	3	2	1	0	1	0	0	
45	Tammy Sexton																	
52	Shannon Street																	
	TEAM REBOUNDS (included in Totals)										2			1				
	TOTALS		26	55	2	3	4	11	9	17	28	27	58	9	16	2	3	

DNP: 32, 45, 52

TOTAL FG %: 1st Half .370 (10-27) 2nd Half (16-28) Game .472
3-Pt. FG %: 1st Half .000 (0-0) 2nd Half .667 (2-3) Game .667
FT %: 1st Half .375 (3-8) 2nd Half .333 (1-3) Game .364

Deadball Rebounds 3

OFFICIALS: Pete Norville & Jim Jackson

SCORE BY PERIODS	1st H.	2nd H.	OT	OT	FINAL
Westmoreland	19-18	17-12			66
Happy Valley	14-9	12-25			58

Technical Fouls:

Attendance

Copyright 1987 National Collegiate Athletic Association

OFFICIAL NCAA BASKETBALL BOX SCORE

Date 3/4/88 Site Murphy Center - MTSU

VISITORS (Last Name, First)

No.	Westmoreland		Total FG FG	Total FG FGA	3-point FG	3-point FGA	FT	FTA	Rebounds Off	Rebounds Def	Rebounds Tot	PF	TP	A	TO	BLK	S	MI
11	Angel Sanders	f	3	4	0	0	0	2	0	0	0	3	6	1	1	0	3	
24	Angie Borders	f	3	3	1	1	2	2	0	2	2	2	9	0	1	0	1	
25	Christy Thompson	c	4	5	0	0	0	0	1	1	2	3	8	1	0	0	1	
31	Lee Tuttle	g	2	3	0	0	2	6	0	2	2	0	6	1	1	0	0	
34	Jan Mandrell	g	2	6	1	2	3	4	0	3	3	1	8	0	2	0	0	
10	Kelly Graves																	
12	Sandi Overton																	
20	Tonya Bentle		0	0	0	0	0	0	1	0	1	0	0					
21	Shannon Perry		0	0	0	0	0	1	0	0	0	0	0	0	0	0	0	
22	Carretta Pedigo																	
32	Beverly Doss																	
	TEAM REBOUNDS (included in Totals)										2							
	TOTALS		14	21	2	3	7	15	2	8	12	9	37	3	5	0	5	

TOTAL FG %: 1st Half .667 2nd Half ____ Game ____
3-Pt. FG %: 1st Half .667 2nd Half ____ Game ____
FT %: 1st Half .467 2nd Half ____ Game ____

Deadball Rebounds 2

HOME (Last Name, First)

No.	Happy Valley		Total FG FG	Total FG FGA	3-point FG	3-point FGA	FT	FTA	Rebounds Off	Rebounds Def	Rebounds Tot	PF	TP	A	TO	BLK	S	MI
23	Shane Leach	f	1	3	0	0	0	0	0	0	0	1	2	1	3	0	0	
33	Melanie Colvard	f	1	1	0	0	0	0	0	0	0	2	2	1	4	0	0	
40	Bethany Forslund	c	3	7	0	0	0	0	3	3	6	0	6	0	1	1	1	
41	Susan Cox	g	1	7	0	0	2	4	0	1	1	1	4	0	1	0	0	
51	Angie Branch	g	2	4	0	0	0	0	0	3	3	2	4	0	0	0	0	
24	Amy Gross		0	0	0	0	0	0	0	0	0	0	0	0	0	0	0	
31	Melinda Potter		0	0	0	0	0	0	0	0	0	0	0	1	0	0	0	
32	Michele Colvard																	
34	Shonna Whitson		2	2	0	0	0	2	0	1	1	0	4	0	1	0	0	
22	Marsha Owens		0	2	0	0	1	2	1	1	2	0	1	0	1	0	0	
45	Tammy Sexton																	
52	Shannon Street																	
	TEAM REBOUNDS (included in Totals)										1							
	TOTALS		10	27	0	0	3	8	4	9	13	6	23	3	12	1	1	

TOTAL FG %: 1st Half .370 2nd Half ____ Game ____
3-Pt. FG %: 1st Half .000 2nd Half ____ Game ____
FT %: 1st Half .375 2nd Half ____ Game ____

Deadball Rebounds ____

OFFICIALS: Pete Norville & Jim Jackson

Technical Fouls: ____

Attendance ____

SCORE BY PERIODS	1st H.	2nd H.	OT	OT	FINAL
Westmoreland	19 - 18				
Happy Valley	14 - 9				

Copyright 1987 National Collegiate Athletic Association