Giles Co. High School
Girls' Basketball
Pulaski, TN

POSTSEASON HISTORY REPORT

GENERATED APRIL 23, 2024

Summary

Championship Record: 11-5
Appearances (7): 2002, 2001, 2000, 1994, 1985, 1982, 1981
Finals Appearances/Runners-up (3): 1981, 1982, 2002
Championships (2): 1982, 1981

Finals Appearances

Year	Class	Award	Detail
1981	Class AA	Team Champions	(30-0)
1982	Class AA	Team Champions	(28-1)
2002	Class AA	Team Runner-Up	(32-4)

Awards

Year	Award	Name	Class
1981	Most Valuable Player	Brenda Randolph	Class AA

2002 Class AA State Girls' Basketball Tournament

March 6 - March 9, 2002 · Middle Tennessee State University - Murfreesboro

Game 1
Wed. Mar. 6 5:30 PM

Ridgeway (30-5)	73
Oliver Springs (29-6)	57

Game 2
Wed. Mar. 6 7:00 PM

Chester Co. (26-5)	38
Giles Co. (30-3)	66

Game 3
Wed. Mar. 6 8:30 PM

Austin-East (31-3)	63
Covington (24-5)	55

Game 4
Thu. Mar. 7 10:00 AM

Jackson Co. (30-4)	44
McMinn Central (33-1)	40

Game 5
Fri. Mar. 8 2:30 PM

Ridgeway	41
Giles Co.	46

Game 6
Fri. Mar. 8 5:30 PM

Austin-East	31
Jackson Co.	61

Game 7
Sat. Mar. 9 5:00 PM

Giles Co.	28
Jackson Co.	47

Jackson Co.
STATE CHAMPION

Official Basketball Box Score -- GAME TOTALS -- FINAL STATISTICS
Giles County Bobcats vs Chester County Eaglettes
03/06/02 7:00 p.m. at Murfreesboro, Tennessee

VISITORS: Giles County Bobcats 31-3

##	Player Name		TOT-FG FG-FGA	3-PT FG-FGA	FT-FTA	REBOUNDS OF	DE	TOT	PF	TP	A	TO	BLK	S	MIN
15	COBB, Carden.....	*	10-14	0-0	1-1	7	1	8	2	21	3	0	0	1	32
23	RUSSELL, Jessica....	*	4-9	4-6	0-0	2	0	2	0	12	3	0	0	1	32
33	WILLINGHAM, Deina...	*	5-19	0-0	2-2	2	9	11	1	12	3	0	0	0	32
41	HOWARD, Paige.....	*	4-5	1-2	4-4	0	2	2	0	13	2	2	0	0	32
45	LESLIE, Robin.....	*	4-10	0-0	0-0	5	3	8	3	8	0	0	0	3	32
20	PARSON, Chancey.....		0-0	0-0	0-0	0	0	0	0	0	0	0	0	0	0+
55	BALLENTINE, Whitney.		0-0	0-0	0-0	1	0	1	0	0	0	0	0	0	0
	TEAM.....					1	1	2							
	Totals.....		27-57	5-8	7-7	18	16	34	6	66	11	2	0	5	160

TOTAL FG% 1st Half: 14-27 51.9% 2nd Half: 13-30 43.3% Game: 47.4% DEADB
3-Pt. FG% 1st Half: 4-6 66.7% 2nd Half: 1-2 50.0% Game: 62.5% REBS
F Throw % 1st Half: 1-1 100 % 2nd Half: 6-6 100 % Game: 100 % 0

HOME TEAM: Chester County Eaglettes 26-5

##	Player Name		TOT-FG FG-FGA	3-PT FG-FGA	FT-FTA	REBOUNDS OF	DE	TOT	PF	TP	A	TO	BLK	S	MIN
12	ZAMATA, Rachel.....	*	1-1	0-0	0-0	0	1	1	0	2	0	0	0	0	17
43	KING, Amy.....	*	1-4	0-2	0-0	0	1	1	3	2	2	8	0	1	32
44	CONNOR, April.....	*	1-4	1-2	2-2	1	2	3	1	5	3	1	0	1	28
50	ROWSEY, Rebecca.....	*	6-16	0-0	2-3	2	2	4	3	14	1	3	4	0	28
55	GRIGGS, Keisha.....	*	4-10	0-0	1-2	4	1	5	1	9	0	0	0	0	26
22	BURTON, LaCrisha....		2-3	0-1	0-0	1	2	3	2	4	2	0	0	0	20
41	THOMAS, Toyya.....		0-0	0-0	0-0	0	0	0	0	0	0	0	0	0	1
45	ARMSTRONG, Katherine		1-2	0-0	0-0	0	0	0	1	2	1	1	0	0	8
	TEAM.....					2	3	5							
	Totals.....		16-40	1-5	5-7	10	12	22	11	38	9	13	4	2	160

TOTAL FG% 1st Half: 9-19 47.4% 2nd Half: 7-21 33.3% Game: 40.0% DEADB
3-Pt. FG% 1st Half: 0-0 0.0% 2nd Half: 1-5 20.0% Game: 20.0% REBS
F Throw % 1st Half: 3-4 75.0% 2nd Half: 2-3 66.7% Game: 71.4% 0

Officials:
Technical fouls: Giles County Bobcats-None. Chester County Eaglettes-None.
Attendance:

Score by Periods	1st	2nd	3rd	4th		Total
Giles County Bobcats.....	18	15	13	20	-	66
Chester County Eaglettes.....	11	10	13	4	-	38

Play-By-Play
Giles County Bobcats vs Chester County Eaglettes
03/06/02 7:00 p.m. at Murfreesboro, Tennessee
1st PERIOD Play-by-Play (Page 1)

HOME TEAM: Chester County Eagle	TIME	SCORE	MAR	VISITORS: Giles County Bobcats
MISSED JUMPER by GRIGGS, Keisha	07:38			
	07:38			REBOUND (DEF) by WILLINGHAM, Deina
FOUL by GRIGGS, Keisha	07:37			
	07:17	0-2	V 2	GOOD! JUMPER by COBB, Carden
MISSED JUMPER by ROWSEY, Rebecca	06:58			
REBOUND (OFF) by GRIGGS, Keisha	06:58			
MISSED JUMPER by GRIGGS, Keisha	06:56			
	06:56			REBOUND (DEF) by WILLINGHAM, Deina
	06:37	0-5	V 5	GOOD! 3 PTR by RUSSELL, Jessica
GOOD! JUMPER by ROWSEY, Rebecca	06:03	2-5	V 3	
	05:46	2-8	V 6	GOOD! 3 PTR by RUSSELL, Jessica
	05:46			ASSIST by WILLINGHAM, Deina
MISSED JUMPER by ROWSEY, Rebecca	05:24			
REBOUND (OFF) by GRIGGS, Keisha	05:24			
GOOD! JUMPER by GRIGGS, Keisha	05:21	4-8	V 4	
	05:03			MISSED 3 PTR by HOWARD, Paige
	05:03			REBOUND (OFF) by RUSSELL, Jessica
	05:00			MISSED JUMPER by RUSSELL, Jessica
	05:00			REBOUND (OFF) by LESLIE, Robin
	04:56	4-10	V 6	GOOD! JUMPER by WILLINGHAM, Deina
MISSED JUMPER by ROWSEY, Rebecca	04:27			
	04:27			REBOUND (DEF) by WILLINGHAM, Deina
	04:08			MISSED 3 PTR by RUSSELL, Jessica
REBOUND (DEF) by KING, Amy	04:08			
MISSED JUMPER by GRIGGS, Keisha	03:58			
REBOUND (OFF) by BURTON, LaCrisha	03:58			
GOOD! JUMPER by BURTON, LaCrisha	03:55	6-10	V 4	
	03:39			MISSED JUMPER by COBB, Carden
REBOUND (DEF) by CONNOR, April	03:39			
TURNOVR by ROWSEY, Rebecca	03:14			
	02:55	6-13	V 7	GOOD! 3 PTR by HOWARD, Paige
	02:55			ASSIST by RUSSELL, Jessica
TURNOVR by KING, Amy	02:34			
	02:17			TURNOVR by HOWARD, Paige
STEAL by CONNOR, April	02:16			
	02:13			FOUL by COBB, Carden
GOOD! FT SHOT by CONNOR, April	02:13	7-13	V 6	
GOOD! FT SHOT by CONNOR, April	02:13	8-13	V 5	
	02:01			MISSED JUMPER by COBB, Carden
REBOUND (DEF) by (TEAM)	02:01			
MISSED JUMPER by ROWSEY, Rebecca	01:47			
	01:47			REBOUND (DEF) by LESLIE, Robin
	01:30	8-15	V 7	GOOD! JUMPER by WILLINGHAM, Deina
	01:10			FOUL by LESLIE, Robin
GOOD! FT SHOT by GRIGGS, Keisha	01:10	9-15	V 6	
MISSED FT SHOT by GRIGGS, Keisha	01:10			
	01:10			REBOUND (DEF) by HOWARD, Paige
	00:50			MISSED JUMPER by WILLINGHAM, Deina
	00:50			REBOUND (OFF) by COBB, Carden
	00:48	9-17	V 8	GOOD! JUMPER by COBB, Carden
FOUL by ROWSEY, Rebecca	00:48			
	00:48	9-18	V 9	GOOD! FT SHOT by COBB, Carden
GOOD! JUMPER by ROWSEY, Rebecca	00:09	11-18	V 7	
ASSIST by BURTON, LaCrisha	00:09			
	00:00			MISSED JUMPER by WILLINGHAM, Deina
REBOUND (DEF) by (TEAM)	00:00			

Giles County Bobcats 18, Chester County Eaglettes 11

2nd PERIOD Play-by-Play (Page 1)

HOME TEAM: Chester County Eagle	TIME	SCORE	MAR	VISITORS: Giles County Bobcats
GOOD! JUMPER by GRIGGS, Keisha	07:40	13-18	V 5	
ASSIST by CONNOR, April	07:40			
	07:06			MISSED JUMPER by LESLIE, Robin
REBOUND (DEF) by ROWSEY, Rebecca	07:06			
GOOD! JUMPER by BURTON, LaCrisha	06:52	15-18	V 3	
	06:28	15-20	V 5	GOOD! JUMPER by LESLIE, Robin
	06:28			ASSIST by COBB, Carden
GOOD! JUMPER by GRIGGS, Keisha	05:49	17-20	V 3	
ASSIST by ROWSEY, Rebecca	05:49			
	05:34	17-22	V 5	GOOD! JUMPER by HOWARD, Paige
GOOD! JUMPER by ROWSEY, Rebecca	05:18	19-22	V 3	
ASSIST by CONNOR, April	05:18			
	04:59	19-25	V 6	GOOD! 3 PTR by RUSSELL, Jessica
	04:59			ASSIST by HOWARD, Paige
MISSED JUMPER by CONNOR, April	04:42			
	04:42			REBOUND (DEF) by WILLINGHAM, Deina
	04:31	19-27	V 8	GOOD! JUMPER by COBB, Carden
TURNOVR by KING, Amy	04:19			
	03:46			MISSED JUMPER by WILLINGHAM, Deina
REBOUND (DEF) by (TEAM)	03:46			
MISSED JUMPER by GRIGGS, Keisha	03:22			
	03:22			REBOUND (DEF) by LESLIE, Robin
FOUL by ROWSEY, Rebecca	03:22			
	03:03			MISSED JUMPER by LESLIE, Robin
BLOCK by ROWSEY, Rebecca	03:03			
	03:02			REBOUND (OFF) by BALLENTINE, Whitney
MISSED JUMPER by ROWSEY, Rebecca	02:47			
	02:47			REBOUND (DEF) by (TEAM)
	02:30	19-29	V 10	GOOD! JUMPER by LESLIE, Robin
	02:30			ASSIST by WILLINGHAM, Deina
GOOD! JUMPER by GRIGGS, Keisha	02:12	21-29	V 8	
ASSIST by BURTON, LaCrisha	02:12			
	01:56			TIMEOUT 30sec
	01:42	21-31	V 10	GOOD! JUMPER by WILLINGHAM, Deina
	01:42			ASSIST by COBB, Carden
TURNOVR by ARMSTRONG, Katherine	01:16			
	01:15			STEAL by COBB, Carden
	00:50			MISSED JUMPER by COBB, Carden
	00:50			REBOUND (OFF) by LESLIE, Robin
	00:47			MISSED JUMPER by LESLIE, Robin
	00:47			REBOUND (OFF) by LESLIE, Robin
	00:04			MISSED JUMPER by WILLINGHAM, Deina
	00:04			REBOUND (OFF) by COBB, Carden
	00:00	21-33	V 12	GOOD! JUMPER by COBB, Carden

Giles County Bobcats 33, Chester County Eaglettes 21

3rd PERIOD Play-by-Play (Page 1)

HOME TEAM: Chester County Eagle	TIME	SCORE	MAR	VISITORS: Giles County Bobcats
GOOD! JUMPER by ROWSEY, Rebecca	07:36	23-33	V 10	
ASSIST by CONNOR, April	07:36			
	07:16	23-36	V 13	GOOD! 3 PTR by RUSSELL, Jessica
TURNOVR by KING, Amy	07:01			
GOOD! JUMPER by ZAMATA, Rachel	06:29	25-36	V 11	
ASSIST by KING, Amy	06:29			
	06:19			MISSED JUMPER by WILLINGHAM, Deina
REBOUND (DEF) by ZAMATA, Rachel	06:19			
MISSED JUMPER by ROWSEY, Rebecca	06:04			
REBOUND (OFF) by (TEAM)	06:04			
MISSED JUMPER by ROWSEY, Rebecca	06:01			
	06:01			REBOUND (DEF) by LESLIE, Robin
	05:38			MISSED JUMPER by WILLINGHAM, Deina
	05:38			REBOUND (OFF) by WILLINGHAM, Deina

	05:38			MISSED JUMPER by WILLINGHAM, Deina
	05:36			REBOUND (OFF) by COBB, Carden
	05:32			MISSED JUMPER by COBB, Carden
	05:32			REBOUND (OFF) by COBB, Carden
	05:32	25-38	V 13	GOOD! JUMPER by COBB, Carden
	05:32			FOUL by COBB, Carden
TURNOVR by KING, Amy	05:29			
	04:31			MISSED JUMPER by WILLINGHAM, Deina
	04:31			REBOUND (OFF) by WILLINGHAM, Deina
	04:31			MISSED JUMPER by RUSSELL, Jessica
REBOUND (DEF) by GRIGGS, Keisha	04:31			
FOUL by KING, Amy	04:29			
TURNOVR by KING, Amy	04:29			
	04:23			MISSED JUMPER by WILLINGHAM, Deina
	04:23			REBOUND (OFF) by COBB, Carden
	04:21	25-40	V 15	GOOD! JUMPER by COBB, Carden
	03:40			MISSED JUMPER by WILLINGHAM, Deina
REBOUND (DEF) by BURTON, LaCrisha	03:40			
GOOD! JUMPER by ROWSEY, Rebecca	03:33	27-40	V 13	
MISSED JUMPER by KING, Amy	03:25			
REBOUND (OFF) by GRIGGS, Keisha	03:25			
MISSED JUMPER by GRIGGS, Keisha	03:23			
REBOUND (OFF) by GRIGGS, Keisha	03:23			
MISSED JUMPER by GRIGGS, Keisha	03:20			
REBOUND (OFF) by ROWSEY, Rebecca	03:20			
MISSED JUMPER by CONNOR, April	03:17			
	03:17			REBOUND (DEF) by WILLINGHAM, Deina
FOUL by BURTON, LaCrisha	03:15			
TIMEOUT TEAM	03:15			
	02:57			MISSED 3 PTR by RUSSELL, Jessica
	02:57			REBOUND (OFF) by RUSSELL, Jessica
	02:48	27-42	V 15	GOOD! JUMPER by WILLINGHAM, Deina
	02:48			ASSIST by COBB, Carden
MISSED 3 PTR by KING, Amy	02:27			
REBOUND (OFF) by (TEAM)	02:27			
GOOD! JUMPER by ROWSEY, Rebecca	02:17	29-42	V 13	
	02:17			FOUL by LESLIE, Robin
GOOD! FT SHOT by ROWSEY, Rebecca	02:17	30-42	V 12	
	02:17			TIMEOUT 30sec
	02:10			MISSED JUMPER by WILLINGHAM, Deina
	02:10			REBOUND (OFF) by LESLIE, Robin
	02:07	30-44	V 14	GOOD! JUMPER by LESLIE, Robin

3rd PERIOD Play-by-Play (Page 2)

HOME TEAM: Chester County Eagle	TIME	SCORE	MAR	VISITORS: Giles County Bobcats
TURNOVR by KING, Amy	02:05			
	02:01			MISSED JUMPER by LESLIE, Robin
BLOCK by ROWSEY, Rebecca	02:01			
REBOUND (DEF) by CONNOR, April	01:59			
GOOD! JUMPER by ARMSTRONG, Katherine	01:40	32-44	V 12	
	00:56			MISSED JUMPER by LESLIE, Robin
REBOUND (DEF) by ROWSEY, Rebecca	00:56			
GOOD! JUMPER by KING, Amy	00:46	34-44	V 10	
ASSIST by ARMSTRONG, Katherine	00:46			
	00:04	34-46	V 12	GOOD! JUMPER by WILLINGHAM, Deina
	00:04			ASSIST by HOWARD, Paige

Giles County Bobcats 46, Chester County Eaglettes 34

4th PERIOD Play-by-Play (Page 1)

HOME TEAM: Chester County Eagle	TIME	SCORE	MAR	VISITORS: Giles County Bobcats
MISSED JUMPER by ROWSEY, Rebecca	07:56			
	07:56			REBOUND (DEF) by COBB, Carden
FOUL by ARMSTRONG, Katherine	07:51			
	07:40			MISSED JUMPER by WILLINGHAM, Deina
REBOUND (DEF) by BURTON, LaCrisha	07:40			

	07:39			FOUL by WILLINGHAM, Deina
TURNOVR by CONNOR, April	07:27			
	07:26			STEAL by LESLIE, Robin
	07:19	34-48	V 14	GOOD! JUMPER by COBB, Carden
MISSED 3 PTR by BURTON, LaCrisha	07:04			
	07:04			REBOUND (DEF) by WILLINGHAM, Deina
	06:49			MISSED JUMPER by LESLIE, Robin
	06:49			REBOUND (OFF) by LESLIE, Robin
FOUL by CONNOR, April	06:26			
	06:07	34-50	V 16	GOOD! JUMPER by COBB, Carden
	06:07			ASSIST by WILLINGHAM, Deina
TURNOVR by KING, Amy	05:50			
	05:30			MISSED JUMPER by WILLINGHAM, Deina
	05:30			REBOUND (OFF) by COBB, Carden
FOUL by BURTON, LaCrisha	05:29			
	05:27	34-52	V 18	GOOD! JUMPER by HOWARD, Paige
	05:27			ASSIST by RUSSELL, Jessica
TURNOVR by ROWSEY, Rebecca	05:16			
	05:14			STEAL by LESLIE, Robin
	05:07	34-54	V 20	GOOD! JUMPER by LESLIE, Robin
	05:07			ASSIST by RUSSELL, Jessica
TIMEOUT TEAM	05:02			
MISSED 3 PTR by KING, Amy	04:46			
REBOUND (OFF) by ROWSEY, Rebecca	04:46			
MISSED JUMPER by ROWSEY, Rebecca	04:43			
	04:43			REBOUND (DEF) by WILLINGHAM, Deina
	04:29			MISSED JUMPER by WILLINGHAM, Deina
BLOCK by ROWSEY, Rebecca	04:29			
	04:28			REBOUND (OFF) by COBB, Carden
	04:27	34-56	V 22	GOOD! JUMPER by COBB, Carden
MISSED JUMPER by ROWSEY, Rebecca	04:11			
	04:11			REBOUND (DEF) by WILLINGHAM, Deina
FOUL by KING, Amy	03:59			
	03:59			TIMEOUT TEAM
	03:59	34-57	V 23	GOOD! FT SHOT by HOWARD, Paige
	03:59	34-58	V 24	GOOD! FT SHOT by HOWARD, Paige
	03:44			FOUL by LESLIE, Robin
GOOD! FT SHOT by ROWSEY, Rebecca	03:44	35-58	V 23	
MISSED FT SHOT by ROWSEY, Rebecca	03:44			
	03:44			REBOUND (DEF) by WILLINGHAM, Deina
	03:13			MISSED JUMPER by RUSSELL, Jessica
BLOCK by ROWSEY, Rebecca	03:13			
	03:13			REBOUND (OFF) by (TEAM)
	02:03			TURNOVR by HOWARD, Paige
STEAL by KING, Amy	02:03			
GOOD! 3 PTR by CONNOR, April	01:49	38-58	V 20	
ASSIST by KING, Amy	01:49			
FOUL by ROWSEY, Rebecca	01:28			
	01:28	38-59	V 21	GOOD! FT SHOT by WILLINGHAM, Deina
	01:28	38-60	V 22	GOOD! FT SHOT by WILLINGHAM, Deina
TURNOVR by ROWSEY, Rebecca	01:03			

4th PERIOD Play-by-Play (Page 2)

HOME TEAM: Chester County Eagle	TIME	SCORE	MAR	VISITORS: Giles County Bobcats
	01:02			STEAL by LESLIE, Robin
FOUL by KING, Amy	00:51			
	00:51	38-61	V 23	GOOD! FT SHOT by HOWARD, Paige
	00:51	38-62	V 24	GOOD! FT SHOT by HOWARD, Paige
TURNOVR by KING, Amy	00:32			
	00:31			STEAL by RUSSELL, Jessica
	00:24	38-64	V 26	GOOD! JUMPER by COBB, Carden
MISSED JUMPER by ARMSTRONG, Katherin	00:10			
REBOUND (OFF) by CONNOR, April	00:10			
MISSED 3 PTR by CONNOR, April	00:05			
	00:05			REBOUND (DEF) by HOWARD, Paige
	00:00	38-66	V 28	GOOD! JUMPER by HOWARD, Paige

Giles County Bobcats 66, Chester County Eaglettes 38

Official Basketball Box Score -- GAME TOTALS -- FINAL STATISTICS
Giles County Bobcats vs Ridgeway Lady Roadrunners
03-08-02 2:30 at Murfreesboro, TN

VISITORS: Giles County Bobcats 31-3

##	Player Name		TOT-FG FG-FGA	3-PT FG-FGA	FT-FTA	REBOUNDS OF	DE	TOT	PF	TP	A	TO	BLK	S	MIN
15	COBB, Carden.....	*	5-16	0-0	1-2	3	1	4	3	11	1	3	0	5	32
23	RUSSELL, Jessica....	*	4-9	3-6	2-3	0	2	2	0	13	4	5	0	1	30
33	WILLINGHAM, Deina...	*	5-14	0-0	3-4	3	5	8	2	13	0	2	0	2	32
41	HOWARD, Paige.....	*	2-3	1-1	2-5	0	5	5	1	7	6	3	0	2	32
45	LESLIE, Robin.....	*	1-4	0-0	0-0	3	7	10	2	2	0	2	1	1	32
20	PARSON, Chancey.....		0-0	0-0	0-0	0	0	0	0	0	0	0	0	0	2
31	WADE, Taylor.....		0-0	0-0	0-0	0	0	0	0	0	1	0	0	0	0
	TEAM.....					4		4							
	Totals.....		17-46	4-7	8-14	13	20	33	8	46	12	15	1	11	160

TOTAL FG% 1st Half: 11-24 45.8% 2nd Half: 6-22 27.3% Game: 37.0% DEADB
3-Pt. FG% 1st Half: 3-4 75.0% 2nd Half: 1-3 33.3% Game: 57.1% REBS
F Throw % 1st Half: 2-5 40.0% 2nd Half: 6-9 66.7% Game: 57.1% 1

HOME TEAM: Ridgeway Lady Roadrunners 31-5

##	Player Name		TOT-FG FG-FGA	3-PT FG-FGA	FT-FTA	REBOUNDS OF	DE	TOT	PF	TP	A	TO	BLK	S	MIN
10	BOLDEN, Carnisha....	*	0-2	0-0	0-0	0	0	0	1	0	0	2	0	0	12
21	CRENSHAW, Dominique.	*	0-2	0-1	0-0	0	0	0	2	0	1	1	0	0	17
31	SCALES, Tamea.....	*	6-9	0-0	3-4	3	4	7	2	15	3	5	1	1	32
32	HUMPHREY, Jennifer..	*	4-11	0-2	1-1	4	5	9	4	9	2	0	2	1	30
33	JACKSON, Jessica....	*	4-9	0-0	0-0	2	6	8	3	8	0	1	7	0	32
22	HAYNES, Cherone.....		2-7	0-2	0-0	2	2	4	4	4	0	4	0	1	15
25	NEWBERN, Geneil.....		2-7	1-6	0-0	0	1	1	0	5	3	2	0	6	22
	TEAM.....						3	3							
	Totals.....		18-47	1-11	4-5	11	21	32	16	41	9	15	10	9	160

TOTAL FG% 1st Half: 10-18 55.6% 2nd Half: 8-29 27.6% Game: 38.3% DEADB
3-Pt. FG% 1st Half: 1-3 33.3% 2nd Half: 0-8 0.0% Game: 9.1% REBS
F Throw % 1st Half: 0-0 0.0% 2nd Half: 4-5 80.0% Game: 80.0% 0

Officials:
Technical fouls: Giles County Bobcats-None. Ridgeway Lady Roadrunners-None.
Attendance:

Score by Periods	1st	2nd	3rd	4th		Total
Giles County Bobcats.....	17	10	7	12	-	46
Ridgeway Lady Roadrunners.....	6	15	7	13	-	41

Play-By-Play
Giles County Bobcats vs Ridgeway Lady Roadrunners
03-08-02 2:30 at Murfreesboro, TN

1st PERIOD Play-by-Play (Page 1)

HOME TEAM: Ridgeway Lady Roadru	TIME	SCORE	MAR	VISITORS: Giles County Bobcats
	07:44	0-3	V 3	GOOD! 3 PTR by HOWARD, Paige
	07:44			ASSIST by RUSSELL, Jessica
TURNOVR by SCALES, Tamea	07:33			
	07:32			STEAL by COBB, Carden
	07:30			MISSED JUMPER by COBB, Carden
	07:30			REBOUND (OFF) by COBB, Carden
	07:26			MISSED JUMPER by COBB, Carden
BLOCK by SCALES, Tamea	07:26			
	07:23			REBOUND (OFF) by (TEAM)
	07:20	0-5	V 5	GOOD! JUMPER by WILLINGHAM, Deina
	07:20			ASSIST by RUSSELL, Jessica
TURNOVR by CRENSHAW, Dominique	07:18			
	07:07	0-8	V 8	GOOD! 3 PTR by RUSSELL, Jessica
	07:07			ASSIST by COBB, Carden
TURNOVR by BOLDEN, Carnisha	06:58			
	06:58			STEAL by COBB, Carden
	06:53			TURNOVR by RUSSELL, Jessica
GOOD! JUMPER by SCALES, Tamea	06:53	2-8	V 6	
ASSIST by HUMPHREY, Jennifer	06:53			
	06:42	2-11	V 9	GOOD! 3 PTR by RUSSELL, Jessica
	06:42			ASSIST by HOWARD, Paige
TURNOVR by SCALES, Tamea	06:32			
	06:29			STEAL by LESLIE, Robin
	06:19			MISSED JUMPER by WILLINGHAM, Deina
BLOCK by JACKSON, Jessica	06:19			
	06:18			REBOUND (OFF) by WILLINGHAM, Deina
	06:18			MISSED JUMPER by WILLINGHAM, Deina
BLOCK by JACKSON, Jessica	06:18			
REBOUND (DEF) by (TEAM)	06:18			
	06:16			MISSED 3 PTR by RUSSELL, Jessica
	06:16			REBOUND (OFF) by COBB, Carden
	05:57			MISSED JUMPER by WILLINGHAM, Deina
	05:57			REBOUND (OFF) by (TEAM)
	05:19	2-13	V 11	GOOD! JUMPER by COBB, Carden
	05:19			ASSIST by HOWARD, Paige
	05:08			FOUL by COBB, Carden
TURNOVR by NEWBERN, Geneil	05:00			
	04:45			MISSED JUMPER by COBB, Carden
BLOCK by JACKSON, Jessica	04:45			
REBOUND (DEF) by JACKSON, Jessica	04:43			
	04:39			FOUL by COBB, Carden
MISSED JUMPER by SCALES, Tamea	04:25			
	04:25			REBOUND (DEF) by RUSSELL, Jessica
	04:00			TURNOVR by HOWARD, Paige
	03:52			FOUL by LESLIE, Robin
MISSED 3 PTR by HUMPHREY, Jennifer	03:50			
	03:50			REBOUND (DEF) by WILLINGHAM, Deina
	02:54			MISSED JUMPER by WILLINGHAM, Deina
REBOUND (DEF) by JACKSON, Jessica	02:54			
TURNOVR by HAYNES, Cherone	02:35			
	02:35			STEAL by HOWARD, Paige
FOUL by SCALES, Tamea	02:35			
	02:13			MISSED JUMPER by COBB, Carden
REBOUND (DEF) by SCALES, Tamea	02:13			
GOOD! JUMPER by HUMPHREY, Jennifer	02:06	4-13	V 9	
ASSIST by SCALES, Tamea	02:06			

1st PERIOD Play-by-Play (Page 2)

HOME TEAM: Ridgeway Lady Roadru	TIME	SCORE	MAR	VISITORS: Giles County Bobcats
	01:50			TURNOVR by HOWARD, Paige

STEAL by NEWBERN, Geneil	01:48			
MISSED JUMPER by HUMPHREY, Jennifer	01:39			
	01:39			REBOUND (DEF) by LESLIE, Robin
FOUL by HUMPHREY, Jennifer	01:39			
	01:39	4-15	V 11	GOOD! JUMPER by COBB, Carden
	01:39			ASSIST by HOWARD, Paige
MISSED JUMPER by BOLDEN, Carnisha	00:54			
REBOUND (OFF) by SCALES, Tamea	00:54			
MISSED JUMPER by SCALES, Tamea	00:52			
	00:52			REBOUND (DEF) by HOWARD, Paige
	00:30			MISSED JUMPER by LESLIE, Robin
BLOCK by JACKSON, Jessica	00:30			
	00:28			REBOUND (OFF) by (TEAM)
FOUL by HUMPHREY, Jennifer	00:26			
	00:22			TURNOVR by RUSSELL, Jessica
STEAL by NEWBERN, Geneil	00:20			
GOOD! JUMPER by NEWBERN, Geneil	00:18	6-15	V 9	
	00:07	6-17	V 11	GOOD! JUMPER by LESLIE, Robin
	00:07			ASSIST by HOWARD, Paige

Giles County Bobcats 17, Ridgeway Lady Roadrunners 6

2nd PERIOD Play-by-Play (Page 1)

HOME TEAM: Ridgeway Lady Roadru	TIME	SCORE	MAR	VISITORS: Giles County Bobcats
	08:00			TURNOVR by HOWARD, Paige
GOOD! JUMPER by JACKSON, Jessica	07:43	8-17	V 9	
ASSIST by NEWBERN, Geneil	07:43			
FOUL by HAYNES, Cherone	07:28			
	07:28	8-18	V 10	GOOD! FT SHOT by HOWARD, Paige
	07:28			MISSED FT SHOT by HOWARD, Paige
	07:28			REBOUND (OFF) by WILLINGHAM, Deina
	07:28	8-20	V 12	GOOD! JUMPER by WILLINGHAM, Deina
TURNOVR by BOLDEN, Carnisha	07:23			
	07:22			STEAL by COBB, Carden
	07:20			TURNOVR by COBB, Carden
STEAL by NEWBERN, Geneil	07:18			
MISSED JUMPER by BOLDEN, Carnisha	06:56			
REBOUND (OFF) by HAYNES, Cherone	06:56			
TURNOVR by HAYNES, Cherone	06:22			
	06:18			STEAL by COBB, Carden
FOUL by BOLDEN, Carnisha	06:10			
FOUL by HAYNES, Cherone	05:58			
	05:58	8-21	V 13	GOOD! FT SHOT by WILLINGHAM, Deina
GOOD! JUMPER by HAYNES, Cherone	05:25	10-21	V 11	
	05:10	10-23	V 13	GOOD! JUMPER by RUSSELL, Jessica
GOOD! JUMPER by JACKSON, Jessica	04:54	12-23	V 11	
ASSIST by SCALES, Tamea	04:54			
	04:39	12-25	V 13	GOOD! JUMPER by COBB, Carden
	04:39			ASSIST by RUSSELL, Jessica
GOOD! JUMPER by SCALES, Tamea	04:35	14-25	V 11	
	04:28			MISSED JUMPER by RUSSELL, Jessica
REBOUND (DEF) by JACKSON, Jessica	04:28			
GOOD! JUMPER by HAYNES, Cherone	04:13	16-25	V 9	
	03:25			TURNOVR by RUSSELL, Jessica
STEAL by NEWBERN, Geneil	03:23			
MISSED JUMPER by HUMPHREY, Jennifer	03:15			
REBOUND (OFF) by HUMPHREY, Jennifer	03:15			
GOOD! JUMPER by HUMPHREY, Jennifer	03:12	18-25	V 7	
	03:09			TIMEOUT 30sec
	05:58			MISSED FT SHOT by WILLINGHAM, Deina
	05:58			REBOUND (OFF) by (DEADBALL)
FOUL by HAYNES, Cherone	02:49			
	02:49			MISSED FT SHOT by HOWARD, Paige
REBOUND (DEF) by HUMPHREY, Jennifer	02:49			
TURNOVR by HAYNES, Cherone	02:42			
	02:15			MISSED JUMPER by WILLINGHAM, Deina

BLOCK by HUMPHREY, Jennifer	02:15			
REBOUND (DEF) by HUMPHREY, Jennifer	02:13			
TURNOVR by SCALES, Tamea	01:52			
	01:18	18-27	V 9	GOOD! JUMPER by HOWARD, Paige
GOOD! 3 PTR by NEWBERN, Geneil	00:57	21-27	V 6	
ASSIST by SCALES, Tamea	00:57			
	00:41			MISSED JUMPER by RUSSELL, Jessica
REBOUND (DEF) by (TEAM)	00:41			
MISSED 3 PTR by NEWBERN, Geneil	00:06			
	00:06			REBOUND (DEF) by RUSSELL, Jessica

Giles County Bobcats 27, Ridgeway Lady Roadrunners 21

3rd PERIOD Play-by-Play (Page 1)

HOME TEAM: Ridgeway Lady Roadru	TIME	SCORE	MAR	VISITORS: Giles County Bobcats
MISSED JUMPER by JACKSON, Jessica	07:53			
REBOUND (OFF) by HUMPHREY, Jennifer	07:53			
	07:49			FOUL by WILLINGHAM, Deina
MISSED 3 PTR by HUMPHREY, Jennifer	07:42			
	07:34			REBOUND (DEF) by LESLIE, Robin
	07:27			TURNOVR by WILLINGHAM, Deina
STEAL by NEWBERN, Geneil	07:25			
GOOD! JUMPER by SCALES, Tamea	07:22	23-27	V 4	
ASSIST by NEWBERN, Geneil	07:22			
	07:06			MISSED JUMPER by COBB, Carden
REBOUND (DEF) by HUMPHREY, Jennifer	07:06			
GOOD! JUMPER by JACKSON, Jessica	06:48	25-27	V 2	
ASSIST by NEWBERN, Geneil	06:48			
	06:42			TIMEOUT TEAM
	06:42	25-29	V 4	GOOD! JUMPER by WILLINGHAM, Deina
	06:42			ASSIST by HOWARD, Paige
GOOD! JUMPER by HUMPHREY, Jennifer	06:17	27-29	V 2	
ASSIST by CRENSHAW, Dominique	06:17			
	06:12			FOUL by LESLIE, Robin
GOOD! FT SHOT by HUMPHREY, Jennifer	06:12	28-29	V 1	
	05:49	28-31	V 3	GOOD! JUMPER by COBB, Carden
	05:49			ASSIST by RUSSELL, Jessica
MISSED JUMPER by HUMPHREY, Jennifer	05:35			
	05:35			REBOUND (DEF) by LESLIE, Robin
	05:12			MISSED JUMPER by HOWARD, Paige
REBOUND (DEF) by JACKSON, Jessica	05:12			
MISSED JUMPER by CRENSHAW, Dominique	04:51			
REBOUND (OFF) by JACKSON, Jessica	04:51			
MISSED 3 PTR by NEWBERN, Geneil	04:38			
	04:38			REBOUND (DEF) by WILLINGHAM, Deina
FOUL by SCALES, Tamea	04:30			
	04:14			MISSED JUMPER by LESLIE, Robin
BLOCK by JACKSON, Jessica	04:14			
REBOUND (DEF) by JACKSON, Jessica	04:12			
TURNOVR by JACKSON, Jessica	04:09			
	04:07			STEAL by HOWARD, Paige
FOUL by CRENSHAW, Dominique	04:06			
	03:59			MISSED JUMPER by COBB, Carden
BLOCK by JACKSON, Jessica	03:59			
	03:57			REBOUND (OFF) by LESLIE, Robin
	03:48			MISSED 3 PTR by RUSSELL, Jessica
	03:48			REBOUND (OFF) by LESLIE, Robin
	03:44			MISSED JUMPER by LESLIE, Robin
REBOUND (DEF) by HUMPHREY, Jennifer	03:44			
	03:32			FOUL by WILLINGHAM, Deina
MISSED JUMPER by JACKSON, Jessica	03:30			
	03:30			REBOUND (DEF) by LESLIE, Robin
	03:16			TURNOVR by COBB, Carden
MISSED JUMPER by HUMPHREY, Jennifer	03:13			
	03:13			REBOUND (DEF) by LESLIE, Robin
FOUL by JACKSON, Jessica	02:48			

	02:41			MISSED JUMPER by WILLINGHAM, Deina
	02:41			REBOUND (OFF) by COBB, Carden
	02:37			MISSED JUMPER by COBB, Carden
BLOCK by JACKSON, Jessica	02:37			
REBOUND (DEF) by NEWBERN, Geneil	02:34			

3rd PERIOD Play-by-Play (Page 2)

HOME TEAM: Ridgeway Lady Roadru	TIME	SCORE	MAR	VISITORS: Giles County Bobcats
MISSED JUMPER by JACKSON, Jessica	02:21			
REBOUND (OFF) by HUMPHREY, Jennifer	02:21			
MISSED JUMPER by HUMPHREY, Jennifer	02:18			
REBOUND (OFF) by JACKSON, Jessica	02:18			
MISSED JUMPER by JACKSON, Jessica	02:13			
	02:13			REBOUND (DEF) by HOWARD, Paige
	02:03			MISSED JUMPER by COBB, Carden
REBOUND (DEF) by SCALES, Tamea	02:03			
MISSED JUMPER by SCALES, Tamea	01:44			
	01:44			REBOUND (DEF) by HOWARD, Paige
	01:30			MISSED JUMPER by WILLINGHAM, Deina
	01:30			REBOUND (OFF) by LESLIE, Robin
FOUL by JACKSON, Jessica	01:26			
TIMEOUT 30sec	01:26			
	01:00			MISSED JUMPER by WILLINGHAM, Deina
REBOUND (DEF) by HAYNES, Cherone	01:00			
MISSED 3 PTR by NEWBERN, Geneil	00:43			
REBOUND (OFF) by HAYNES, Cherone	00:43			
MISSED JUMPER by HAYNES, Cherone	00:32			
	00:32			REBOUND (DEF) by LESLIE, Robin
	00:25			TURNOVR by RUSSELL, Jessica
TURNOVR by HAYNES, Cherone	00:10			
	00:08			STEAL by WILLINGHAM, Deina
	00:03	28-34	V 6	GOOD! 3 PTR by RUSSELL, Jessica

Giles County Bobcats 34, Ridgeway Lady Roadrunners 28

4th PERIOD Play-by-Play (Page 1)

HOME TEAM: Ridgeway Lady Roadru	TIME	SCORE	MAR	VISITORS: Giles County Bobcats
FOUL by JACKSON, Jessica	07:49			
	07:49	28-35	V 7	GOOD! FT SHOT by HOWARD, Paige
	07:49			MISSED FT SHOT by HOWARD, Paige
REBOUND (DEF) by JACKSON, Jessica	07:49			
GOOD! JUMPER by SCALES, Tamea	07:34	30-35	V 5	
ASSIST by HUMPHREY, Jennifer	07:34			
FOUL by HUMPHREY, Jennifer	07:03			
	07:03	30-36	V 6	GOOD! FT SHOT by COBB, Carden
	07:03			MISSED FT SHOT by COBB, Carden
REBOUND (DEF) by SCALES, Tamea	07:03			
TURNOVR by SCALES, Tamea	06:59			
	06:57			STEAL by WILLINGHAM, Deina
	06:55			TURNOVR by WILLINGHAM, Deina
MISSED 3 PTR by NEWBERN, Geneil	06:49			
	06:49			REBOUND (DEF) by WILLINGHAM, Deina
	06:39	30-38	V 8	GOOD! JUMPER by COBB, Carden
MISSED 3 PTR by HAYNES, Cherone	06:18			
REBOUND (OFF) by HUMPHREY, Jennifer	06:18			
GOOD! JUMPER by HUMPHREY, Jennifer	06:15	32-38	V 6	
	05:56			TURNOVR by LESLIE, Robin
STEAL by SCALES, Tamea	05:55			
	05:53			FOUL by COBB, Carden
GOOD! FT SHOT by SCALES, Tamea	05:53	33-38	V 5	
GOOD! FT SHOT by SCALES, Tamea	05:53	34-38	V 4	
	05:33			TIMEOUT 30sec
	05:25			MISSED JUMPER by COBB, Carden
REBOUND (DEF) by (TEAM)	05:25			
MISSED JUMPER by HAYNES, Cherone	05:16			
	05:16			REBOUND (DEF) by WILLINGHAM, Deina

	04:49			MISSED JUMPER by COBB, Carden
	04:49			REBOUND (OFF) by WILLINGHAM, Deina
	04:45	34-40	V 6	GOOD! JUMPER by WILLINGHAM, Deina
MISSED JUMPER by HAYNES, Cherone	04:17			
	04:17			REBOUND (DEF) by COBB, Carden
	03:43			TURNOVR by RUSSELL, Jessica
STEAL by NEWBERN, Geneil	03:41			
TURNOVR by NEWBERN, Geneil	03:39			
	03:36			STEAL by RUSSELL, Jessica
	03:10			MISSED JUMPER by WILLINGHAM, Deina
REBOUND (DEF) by HAYNES, Cherone	03:10			
GOOD! JUMPER by JACKSON, Jessica	02:47	36-40	V 4	
	02:31			MISSED JUMPER by COBB, Carden
BLOCK by HUMPHREY, Jennifer	02:31			
	02:30			REBOUND (OFF) by (TEAM)
	02:24			MISSED 3 PTR by RUSSELL, Jessica
REBOUND (DEF) by HUMPHREY, Jennifer	02:24			
MISSED 3 PTR by CRENSHAW, Dominique	02:11			
	02:11			REBOUND (DEF) by HOWARD, Paige
	01:59			TURNOVR by LESLIE, Robin
STEAL by HUMPHREY, Jennifer	01:59			
TIMEOUT TEAM	01:59			
MISSED JUMPER by JACKSON, Jessica	01:48			
	01:48			BLOCK by LESLIE, Robin
	01:46			REBOUND (DEF) by HOWARD, Paige
	01:30	36-42	V 6	GOOD! JUMPER by WILLINGHAM, Deina
	01:30			ASSIST by HOWARD, Paige

4th PERIOD Play-by-Play (Page 2)

HOME TEAM: Ridgeway Lady Roadru	TIME	SCORE	MAR	VISITORS: Giles County Bobcats
MISSED 3 PTR by NEWBERN, Geneil	01:08			
REBOUND (OFF) by SCALES, Tamea	01:08			
GOOD! JUMPER by SCALES, Tamea	01:04	38-42	V 4	
FOUL by CRENSHAW, Dominique	00:54			
	00:54	38-43	V 5	GOOD! FT SHOT by RUSSELL, Jessica
TIMEOUT TEAM	00:53			
	00:53	38-44	V 6	GOOD! FT SHOT by RUSSELL, Jessica
	00:53			ASSIST by WADE, Taylor
	00:47			REBOUND (DEF) by LESLIE, Robin
FOUL by HAYNES, Cherone	00:45			
	00:45			MISSED FT SHOT by RUSSELL, Jessica
REBOUND (DEF) by SCALES, Tamea	00:45			
TURNOVR by SCALES, Tamea	00:39			
	00:39			STEAL by COBB, Carden
	00:39			TURNOVR by COBB, Carden
STEAL by HAYNES, Cherone	00:39			
MISSED 3 PTR by HAYNES, Cherone	00:39			
REBOUND (OFF) by SCALES, Tamea	00:39			
	00:39			FOUL by HOWARD, Paige
GOOD! FT SHOT by SCALES, Tamea	00:39	39-44	V 5	
MISSED FT SHOT by SCALES, Tamea	00:39			
	00:39			REBOUND (DEF) by WILLINGHAM, Deina
FOUL by HUMPHREY, Jennifer	00:17			
	00:17			TIMEOUT TEAM
	00:17	39-45	V 6	GOOD! FT SHOT by WILLINGHAM, Deina
	00:17	39-46	V 7	GOOD! FT SHOT by WILLINGHAM, Deina
GOOD! JUMPER by SCALES, Tamea	00:00	41-46	V 5	

Giles County Bobcats 46, Ridgeway Lady Roadrunners 41

Official Basketball Box Score -- GAME TOTALS -- FINAL STATISTICS
Jackson Co. Lady Blue Devils vs Giles County Bobcats
03/09/02 5:00 p.m. at Murfreesboro, Tennessee

VISITORS: Jackson Co. Lady Blue Devils 33-4

##	Player Name		TOT-FG FG-FGA	3-PT FG-FGA	FT-FTA	REBOUNDS OF	DE	TOT	PF	TP	A	TO	BLK	S	MIN
33	APPLE, Deanna.....	*	2-4	0-1	4-4	0	2	2	0	8	1	1	0	0	31
34	DAVIDSON, Andrea....	*	4-9	3-5	4-4	1	10	11	4	15	4	4	0	3	20
35	LANE, Emily.....	*	0-7	0-3	0-0	1	4	5	4	0	3	1	0	0	24
40	HENSLEY, Marissa....	*	3-6	0-0	2-5	3	3	6	3	8	0	2	0	1	26
50	BOWMAN, Alyssa.....	*	5-7	3-4	0-1	3	2	5	0	13	0	1	0	1	31
00	HAGER, Sheena.....		0-0	0-0	0-0	0	0	0	0	0	0	0	0	0	0+
10	STAFFORD, Candace...		0-0	0-0	0-0	0	0	0	0	0	0	0	0	0	0+
11	CHILDRESS, Courtney.		0-1	0-0	0-0	0	0	0	0	0	0	1	0	0	10
21	OLSON, Kayla.....		0-0	0-0	0-0	0	1	1	0	0	0	0	0	0	0+
24	HARRIS, Jennifer....		0-0	0-0	0-0	0	0	0	0	0	0	0	0	0	0+
31	HOPKINS, Ashley.....		1-1	0-0	0-0	0	2	2	0	2	0	0	0	2	18
32	NAFF, Amanda.....		0-0	0-0	1-2	0	0	0	0	1	0	0	0	0	0+
42	RICHARDSON, Marissa.		0-0	0-0	0-0	0	0	0	0	0	0	0	0	0	0+
43	PEPPER, Megan.....		0-0	0-0	0-0	0	0	0	0	0	0	0	0	0	0+
	TEAM.....														
	Totals.....		15-35	6-13	11-16	8	24	32	11	47	8	10	0	7	160

TOTAL FG% 1st Half: 9-18 50.0% 2nd Half: 6-17 35.3% Game: 42.9% DEADB
3-Pt. FG% 1st Half: 4-7 57.1% 2nd Half: 2-6 33.3% Game: 46.2% REBS
F Throw % 1st Half: 0-0 0.0% 2nd Half: 11-16 68.8% Game: 68.8% 2

HOME TEAM: Giles County Bobcats 32-4

##	Player Name		TOT-FG FG-FGA	3-PT FG-FGA	FT-FTA	REBOUNDS OF	DE	TOT	PF	TP	A	TO	BLK	S	MIN
15	COBB, Carden.....	*	1-9	0-0	0-2	1	4	5	5	2	2	4	0	1	29
23	RUSSELL, Jessica....	*	1-8	1-4	0-0	0	1	1	1	3	1	0	0	2	32
33	WILLINGHAM, Deina...	*	3-8	0-1	1-2	1	5	6	4	7	2	3	0	1	32
41	HOWARD, Paige.....	*	1-8	1-7	0-0	1	2	3	3	3	0	0	0	0	30
45	LESLIE, Robin.....	*	6-8	0-0	1-1	2	2	4	2	13	0	3	1	3	32
20	PARSON, Chancey.....		0-1	0-1	0-0	0	0	0	0	0	1	0	0	0	3
53	GORDON, Rosie.....		0-0	0-0	0-0	0	0	0	0	0	0	0	0	0	2
	TEAM.....					2	1	3							
	Totals.....		12-42	2-13	2-5	7	15	22	15	28	6	10	1	7	160

TOTAL FG% 1st Half: 3-19 15.8% 2nd Half: 9-23 39.1% Game: 28.6% DEADB
3-Pt. FG% 1st Half: 0-4 0.0% 2nd Half: 2-9 22.2% Game: 15.4% REBS
F Throw % 1st Half: 1-1 100 % 2nd Half: 1-4 25.0% Game: 40.0% 2

Officials:
Technical fouls: Jackson Co. Lady Blue Devils-None. Giles County Bobcats-None.
Attendance:

Score by Periods	1st	2nd	3rd	4th		Total
Jackson Co. Lady Blue Devils..	9	13	8	17	-	47
Giles County Bobcats.....	3	4	14	7	-	28

Class AA All Tour. Team: Krystal Robinson-Cov, Tamea Scales-Ridge, Jennifer Humphrey-Ridge, Carden Cobb-Giles, Andrea Davidson(MVP)-Jack, Ida Simmons-AE, Deina Willingham-Giles, Robin Leslie-Giles, Alysa Bowman-Jack, Marissa Hensley -Jack

Play-By-Play
Jackson Co. Lady Blue Devils vs Giles County Bobcats
03/09/02 5:00 p.m. at Murfreesboro, Tennessee

1st PERIOD Play-by-Play (Page 1)

HOME TEAM: Giles County Bobcats	TIME	SCORE	MAR	VISITORS: Jackson Co. Lady Blu
MISSED 3 PTR by HOWARD, Paige	07:32			
	07:32			REBOUND (DEF) by DAVIDSON, Andrea
	07:13			MISSED JUMPER by HENSLEY, Marissa
	07:13			REBOUND (OFF) by HENSLEY, Marissa
	07:11			MISSED JUMPER by HENSLEY, Marissa
	07:11			REBOUND (OFF) by BOWMAN, Alyssa
	07:01			MISSED 3 PTR by BOWMAN, Alyssa
	07:01			REBOUND (OFF) by DAVIDSON, Andrea
	06:47			MISSED JUMPER by DAVIDSON, Andrea
REBOUND (DEF) by COBB, Carden	06:47			
TURNOVR by COBB, Carden	06:37			
	06:36			STEAL by DAVIDSON, Andrea
	06:35			TURNOVR by DAVIDSON, Andrea
STEAL by LESLIE, Robin	06:34			
MISSED JUMPER by LESLIE, Robin	06:17			
REBOUND (OFF) by WILLINGHAM, Deina	06:17			
TURNOVR by LESLIE, Robin	06:11			
	06:11			STEAL by DAVIDSON, Andrea
	05:58			MISSED JUMPER by LANE, Emily
	05:58			REBOUND (OFF) by HENSLEY, Marissa
	05:56	0-2	V 2	GOOD! JUMPER by HENSLEY, Marissa
MISSED JUMPER by COBB, Carden	05:39			
	05:39			REBOUND (DEF) by LANE, Emily
	05:28			TURNOVR by APPLE, Deanna
STEAL by RUSSELL, Jessica	05:28			
	05:08			FOUL by HENSLEY, Marissa
MISSED JUMPER by WILLINGHAM, Deina	04:54			
REBOUND (OFF) by HOWARD, Paige	04:54			
MISSED JUMPER by RUSSELL, Jessica	04:41			
	04:41			REBOUND (DEF) by LANE, Emily
	04:15			MISSED 3 PTR by LANE, Emily
REBOUND (DEF) by COBB, Carden	04:15			
MISSED JUMPER by WILLINGHAM, Deina	03:35			
	03:35			REBOUND (DEF) by LANE, Emily
	03:21	0-4	V 4	GOOD! JUMPER by BOWMAN, Alyssa
	03:21			ASSIST by LANE, Emily
GOOD! JUMPER by LESLIE, Robin	03:07	2-4	V 2	
ASSIST by COBB, Carden	03:07			
	03:07			FOUL by LANE, Emily
GOOD! FT SHOT by LESLIE, Robin	03:07	3-4	V 1	
	02:42	3-7	V 4	GOOD! 3 PTR by DAVIDSON, Andrea
MISSED JUMPER by COBB, Carden	02:18			
	02:18			REBOUND (DEF) by DAVIDSON, Andrea
	02:10			TURNOVR by DAVIDSON, Andrea
STEAL by RUSSELL, Jessica	02:09			
MISSED 3 PTR by HOWARD, Paige	01:14			
	01:14			REBOUND (DEF) by APPLE, Deanna
	00:02	3-9	V 6	GOOD! JUMPER by DAVIDSON, Andrea

Jackson Co. Lady Blue Devils 9, Giles County Bobcats 3

2nd PERIOD Play-by-Play (Page 1)

HOME TEAM: Giles County Bobcats	TIME	SCORE	MAR	VISITORS: Jackson Co. Lady Blu
MISSED JUMPER by LESLIE, Robin	07:55			
	07:55			REBOUND (DEF) by DAVIDSON, Andrea
	07:38	3-11	V 8	GOOD! JUMPER by APPLE, Deanna
	07:38			ASSIST by DAVIDSON, Andrea
MISSED JUMPER by COBB, Carden	07:21			
REBOUND (OFF) by LESLIE, Robin	07:21			

GOOD! JUMPER by LESLIE, Robin	07:19	5-11	V 6	
	06:59	5-14	V 9	GOOD! 3 PTR by DAVIDSON, Andrea
TURNOVR by WILLINGHAM, Deina	06:36			
TIMEOUT 30sec	06:36			
	06:13			TURNOVR by CHILDRESS, Courtney
STEAL by LESLIE, Robin	06:12			
	06:06			FOUL by DAVIDSON, Andrea
GOOD! JUMPER by LESLIE, Robin	05:54	7-14	V 7	
ASSIST by COBB, Carden	05:54			
	05:37	7-17	V 10	GOOD! 3 PTR by BOWMAN, Alyssa
	05:37			ASSIST by LANE, Emily
MISSED JUMPER by COBB, Carden	05:11			
REBOUND (OFF) by (TEAM)	05:11			
MISSED JUMPER by HOWARD, Paige	04:32			
	04:32			REBOUND (DEF) by DAVIDSON, Andrea
	04:27			TURNOVR by DAVIDSON, Andrea
MISSED JUMPER by COBB, Carden	04:16			
	04:16			REBOUND (DEF) by LANE, Emily
	04:00			MISSED JUMPER by DAVIDSON, Andrea
REBOUND (DEF) by (TEAM)	04:00			
TURNOVR by COBB, Carden	03:42			
	03:17			MISSED JUMPER by APPLE, Deanna
	03:17			REBOUND (OFF) by HENSLEY, Marissa
	03:13	7-19	V 12	GOOD! JUMPER by HENSLEY, Marissa
MISSED 3 PTR by WILLINGHAM, Deina	02:46			
	02:46			REBOUND (DEF) by HOPKINS, Ashley
	02:34			MISSED 3 PTR by LANE, Emily
REBOUND (DEF) by WILLINGHAM, Deina	02:34			
TIMEOUT TEAM	02:23			
MISSED 3 PTR by RUSSELL, Jessica	02:20			
	02:20			REBOUND (DEF) by HOPKINS, Ashley
FOUL by HOWARD, Paige	02:00			
	01:42			FOUL by HENSLEY, Marissa
	01:42			TURNOVR by HENSLEY, Marissa
	01:13			FOUL by LANE, Emily
MISSED JUMPER by COBB, Carden	01:10			
	01:10			REBOUND (DEF) by DAVIDSON, Andrea
	00:00	7-22	V 15	GOOD! 3 PTR by BOWMAN, Alyssa
	00:00			ASSIST by DAVIDSON, Andrea

Jackson Co. Lady Blue Devils 22, Giles County Bobcats 7

3rd PERIOD Play-by-Play (Page 1)

HOME TEAM: Giles County Bobcats	TIME	SCORE	MAR	VISITORS: Jackson Co. Lady Blu
	07:49			TURNOVR by DAVIDSON, Andrea
TURNOVR by WILLINGHAM, Deina	07:26			
	07:25			STEAL by BOWMAN, Alyssa
	07:00			MISSED 3 PTR by DAVIDSON, Andrea
	07:00			REBOUND (OFF) by LANE, Emily
	06:56	7-25	V 18	GOOD! 3 PTR by DAVIDSON, Andrea
	06:56			ASSIST by LANE, Emily
MISSED JUMPER by COBB, Carden	06:31			
REBOUND (OFF) by LESLIE, Robin	06:31			
GOOD! JUMPER by LESLIE, Robin	06:28	9-25	V 16	
FOUL by COBB, Carden	06:14			
	06:12			MISSED JUMPER by DAVIDSON, Andrea
REBOUND (DEF) by HOWARD, Paige	06:12			
	06:02			FOUL by DAVIDSON, Andrea
GOOD! JUMPER by WILLINGHAM, Deina	06:00	11-25	V 14	
FOUL by COBB, Carden	05:43			
	05:32			MISSED 3 PTR by DAVIDSON, Andrea
REBOUND (DEF) by WILLINGHAM, Deina	05:32			
	05:32			FOUL by HENSLEY, Marissa
FOUL by LESLIE, Robin	05:22			
TURNOVR by LESLIE, Robin	05:22			
	05:12			MISSED 3 PTR by APPLE, Deanna

REBOUND (DEF) by RUSSELL, Jessica	05:12			
	04:51			FOUL by DAVIDSON, Andrea
MISSED FT SHOT by WILLINGHAM, Deina	04:51			
REBOUND (OFF) by (DEADBALL)	04:51			
	04:51			TIMEOUT 30sec
GOOD! FT SHOT by WILLINGHAM, Deina	04:51	12-25	V 13	
	04:35			MISSED JUMPER by LANE, Emily
REBOUND (DEF) by HOWARD, Paige	04:35			
	04:24			FOUL by LANE, Emily
MISSED FT SHOT by COBB, Carden	04:24			
REBOUND (OFF) by (DEADBALL)	04:24			
MISSED FT SHOT by COBB, Carden	04:24			
	04:24			REBOUND (DEF) by BOWMAN, Alyssa
	04:03	12-28	V 16	GOOD! 3 PTR by BOWMAN, Alyssa
MISSED 3 PTR by HOWARD, Paige	03:38			
	03:38			REBOUND (DEF) by APPLE, Deanna
FOUL by WILLINGHAM, Deina	03:18			
	03:18	12-29	V 17	GOOD! FT SHOT by APPLE, Deanna
	03:18	12-30	V 18	GOOD! FT SHOT by APPLE, Deanna
GOOD! 3 PTR by HOWARD, Paige	03:04	15-30	V 15	
	02:34			MISSED JUMPER by CHILDRESS, Courtney
BLOCK by LESLIE, Robin	02:34			
	02:33			REBOUND (OFF) by BOWMAN, Alyssa
	02:10			MISSED 3 PTR by LANE, Emily
REBOUND (DEF) by WILLINGHAM, Deina	02:10			
MISSED JUMPER by RUSSELL, Jessica	02:02			
	02:02			REBOUND (DEF) by BOWMAN, Alyssa
FOUL by WILLINGHAM, Deina	02:02			
FOUL by RUSSELL, Jessica	01:43			
	01:43			TIMEOUT 30sec
	01:30			MISSED JUMPER by LANE, Emily
REBOUND (DEF) by WILLINGHAM, Deina	01:30			
	01:15			FOUL by LANE, Emily
MISSED JUMPER by COBB, Carden	01:07			

3rd PERIOD Play-by-Play (Page 2)

HOME TEAM: Giles County Bobcats	TIME	SCORE	MAR	VISITORS: Jackson Co. Lady Blu
REBOUND (OFF) by COBB, Carden	01:07			
GOOD! JUMPER by COBB, Carden	01:04	17-30	V 13	
FOUL by WILLINGHAM, Deina	00:41			
	00:41			MISSED FT SHOT by HENSLEY, Marissa
REBOUND (DEF) by LESLIE, Robin	00:41			
GOOD! JUMPER by LESLIE, Robin	00:29	19-30	V 11	
ASSIST by WILLINGHAM, Deina	00:29			
	00:16			TURNOVR by BOWMAN, Alyssa
STEAL by LESLIE, Robin	00:15			
GOOD! JUMPER by WILLINGHAM, Deina	00:10	21-30	V 9	

Jackson Co. Lady Blue Devils 30, Giles County Bobcats 21

4th PERIOD Play-by-Play (Page 1)

HOME TEAM: Giles County Bobcats	TIME	SCORE	MAR	VISITORS: Jackson Co. Lady Blu
MISSED 3 PTR by HOWARD, Paige	07:43			
	07:43			REBOUND (DEF) by DAVIDSON, Andrea
FOUL by COBB, Carden	06:25			
TIMEOUT 30sec	06:25			
	06:25	21-31	V 10	GOOD! FT SHOT by DAVIDSON, Andrea
	06:25	21-32	V 11	GOOD! FT SHOT by DAVIDSON, Andrea
MISSED JUMPER by WILLINGHAM, Deina	06:10			
	06:10			REBOUND (DEF) by DAVIDSON, Andrea
	06:02	21-34	V 13	GOOD! JUMPER by HENSLEY, Marissa
	06:02			ASSIST by DAVIDSON, Andrea
TURNOVR by COBB, Carden	05:49			
	05:48			STEAL by HOPKINS, Ashley
	05:42	21-36	V 15	GOOD! JUMPER by BOWMAN, Alyssa
TURNOVR by LESLIE, Robin	05:17			

	05:16			STEAL by DAVIDSON, Andrea
	04:52	21-38	V 17	GOOD! JUMPER by APPLE, Deanna
	04:52			ASSIST by DAVIDSON, Andrea
MISSED 3 PTR by HOWARD, Paige	04:27			
	04:27			REBOUND (DEF) by DAVIDSON, Andrea
	04:22			MISSED JUMPER by HENSLEY, Marissa
	04:22			REBOUND (OFF) by BOWMAN, Alyssa
	04:21			MISSED JUMPER by BOWMAN, Alyssa
REBOUND (DEF) by COBB, Carden	04:21			
	04:07			FOUL by DAVIDSON, Andrea
GOOD! 3 PTR by RUSSELL, Jessica	04:01	24-38	V 14	
ASSIST by WILLINGHAM, Deina	04:01			
	03:37			TURNOVR by LANE, Emily
STEAL by COBB, Carden	03:34			
MISSED 3 PTR by RUSSELL, Jessica	03:31			
REBOUND (OFF) by (TEAM)	03:31			
MISSED JUMPER by WILLINGHAM, Deina	03:24			
	03:24			REBOUND (DEF) by HENSLEY, Marissa
FOUL by COBB, Carden	02:49			
	02:49			MISSED FT SHOT by BOWMAN, Alyssa
REBOUND (DEF) by COBB, Carden	02:39			
MISSED 3 PTR by HOWARD, Paige	02:39			
	02:39			REBOUND (DEF) by HENSLEY, Marissa
FOUL by WILLINGHAM, Deina	02:39			
	02:39	24-39	V 15	GOOD! FT SHOT by HENSLEY, Marissa
	02:39			MISSED FT SHOT by HENSLEY, Marissa
REBOUND (DEF) by WILLINGHAM, Deina	02:39			
TURNOVR by COBB, Carden	02:31			
	02:30			STEAL by HENSLEY, Marissa
FOUL by COBB, Carden	02:30			
	02:30			MISSED FT SHOT by HENSLEY, Marissa
	02:30			REBOUND (OFF) by (DEADBALL)
	02:30	24-40	V 16	GOOD! FT SHOT by HENSLEY, Marissa
GOOD! JUMPER by WILLINGHAM, Deina	02:05	26-40	V 14	
ASSIST by RUSSELL, Jessica	02:05			
	01:49	26-42	V 16	GOOD! JUMPER by HOPKINS, Ashley
	01:49			ASSIST by APPLE, Deanna
MISSED JUMPER by RUSSELL, Jessica	01:38			
	01:38			REBOUND (DEF) by HENSLEY, Marissa
	01:34			TURNOVR by HENSLEY, Marissa
STEAL by WILLINGHAM, Deina	01:33			
TURNOVR by WILLINGHAM, Deina	01:32			

4th PERIOD Play-by-Play (Page 2)

HOME TEAM: Giles County Bobcats	TIME	SCORE	MAR	VISITORS: Jackson Co. Lady Blu
	01:31			STEAL by HOPKINS, Ashley
FOUL by HOWARD, Paige	01:25			
	01:25	26-43	V 17	GOOD! FT SHOT by APPLE, Deanna
	01:25	26-44	V 18	GOOD! FT SHOT by APPLE, Deanna
MISSED JUMPER by RUSSELL, Jessica	01:12			
	01:12			REBOUND (DEF) by DAVIDSON, Andrea
	01:02			MISSED JUMPER by LANE, Emily
REBOUND (DEF) by LESLIE, Robin	01:02			
MISSED 3 PTR by RUSSELL, Jessica	00:52			
	00:52			REBOUND (DEF) by DAVIDSON, Andrea
FOUL by LESLIE, Robin	00:27			
	00:27	26-45	V 19	GOOD! FT SHOT by DAVIDSON, Andrea
	00:27	26-46	V 20	GOOD! FT SHOT by DAVIDSON, Andrea
GOOD! JUMPER by LESLIE, Robin	00:15	28-46	V 18	
ASSIST by PARSON, Chancey	00:15			
FOUL by HOWARD, Paige	00:11			
	00:11			MISSED FT SHOT by NAFF, Amanda
	00:11			REBOUND (OFF) by (DEADBALL)
	00:11	28-47	V 19	GOOD! FT SHOT by NAFF, Amanda
MISSED 3 PTR by PARSON, Chancey	00:02			
	00:02			REBOUND (DEF) by OLSON, Kayla

Jackson Co. Lady Blue Devils 47, Giles County Bobcats 28

2001 Class AA State Girls' Basketball Tournament

March 7 - March 10, 2001 · Middle Tennessee State University - Murfreesboro

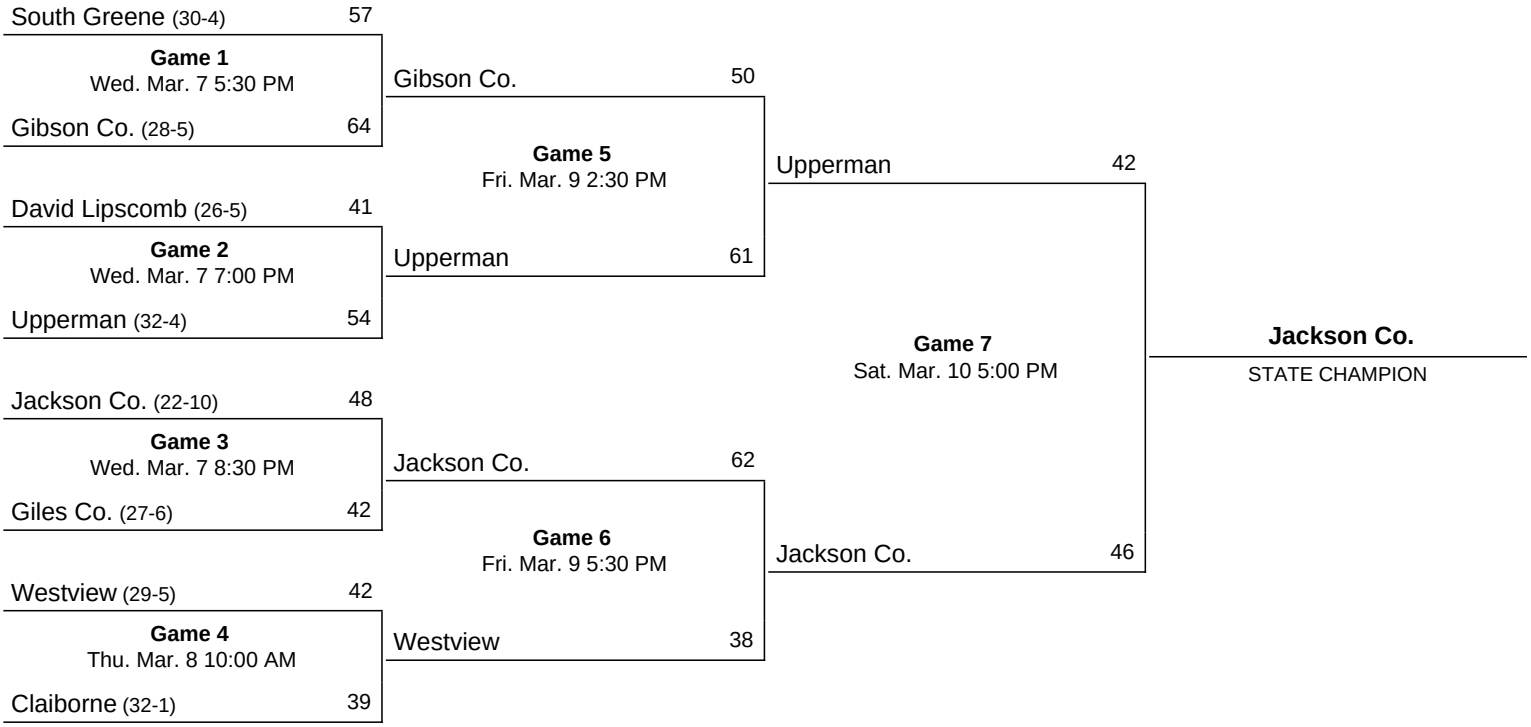

Official Basketball Box Score -- GAME TOTALS -- FINAL STATISTICS
Giles Co. Lady Bobcats vs Jackson Lady Blue Devils
03/07/01 8:30 PM at Murphy Center

VISITORS: Giles Co. Lady Bobcats 27-7

##	Player Name		TOT-FG FG-FGA	3-PT FG-FGA	FT-FTA	REBOUNDS OF	DE	TOT	PF	TP	A	TO	BLK	S	MIN
15	Cobb, Carden.....	*	3-10	0-1	4-6	3	2	5	4	10	1	2	0	1	31
20	Bue, Stephanie.....	*	0-2	0-2	0-0	0	0	0	1	0	2	2	0	0	32
21	Ewing, Altovise.....	*	4-6	1-1	2-2	1	2	3	3	11	2	2	0	0	30
33	Willingham, Deina...	*	3-6	0-0	3-3	3	3	6	1	9	0	2	0	0	30
45	Smith, Leah.....	*	2-7	0-0	0-0	1	2	3	3	4	0	0	0	0	28
23	Russell, Jessica....		0-0	0-0	0-0	0	1	1	0	0	0	2	0	0	4
41	Howard, Paige.....		3-5	2-3	0-0	0	0	0	0	8	0	1	0	0	5
	TEAM.....														
	Totals.....		15-36	3-7	9-11	8	10	18	12	42	5	11	0	1	160

TOTAL FG% 1st Half: 8-20 40.0% 2nd Half: 7-16 43.8% Game: 41.7% DEADB
3-Pt. FG% 1st Half: 0-0 0.0% 2nd Half: 3-7 42.9% Game: 42.9% REBS
F Throw % 1st Half: 6-7 85.7% 2nd Half: 3-4 75.0% Game: 81.8% 1

HOME TEAM: Jackson Lady Blue Devils 23-10

##	Player Name		TOT-FG FG-FGA	3-PT FG-FGA	FT-FTA	REBOUNDS OF	DE	TOT	PF	TP	A	TO	BLK	S	MIN
21	Focer, Beca.....	*	0-1	0-1	0-0	0	0	0	1	0	0	0	0	0	11
22	Gipson, Sarah.....	*	2-2	0-0	0-0	0	1	1	3	4	2	0	0	1	29
34	Davidson, Andrea....	*	6-14	0-3	5-6	2	4	6	2	17	8	3	0	3	28
35	Lane, Emily.....	*	2-4	0-1	0-0	2	1	3	2	4	0	1	0	0	22
50	Bowman, Alyssa.....	*	6-7	0-1	0-0	1	2	3	2	12	1	2	0	4	30
31	Hopkins, Ashley.....		0-0	0-0	0-0	0	0	0	1	0	0	1	0	0	7
33	Apple, Deanna.....		0-0	0-0	0-0	0	0	0	0	0	1	1	0	0	9
40	Hensley, Marissa....		5-9	0-0	1-1	1	5	6	1	11	0	1	0	0	24
	TEAM.....						1	1							
	Totals.....		21-37	0-6	6-7	6	14	20	12	48	12	9	0	8	160

TOTAL FG% 1st Half: 10-20 50.0% 2nd Half: 11-17 64.7% Game: 56.8% DEADB
3-Pt. FG% 1st Half: 0-5 0.0% 2nd Half: 0-1 0.0% Game: 0.0% REBS
F Throw % 1st Half: 1-2 50.0% 2nd Half: 5-5 100 % Game: 85.7% 1

Officials:
Technical fouls: Giles Co. Lady Bobcats-None. Jackson Lady Blue Devils-None.
Attendance:

Score by Periods	1st	2nd	3rd	4th		Total
Giles Co. Lady Bobcats.....	12	10	10	10	-	42
Jackson Lady Blue Devils.....	10	11	17	10	-	48

1st PERIOD Play-by-Play (Page 1)

HOME TEAM: Jackson Lady Blue Devils	TIME	SCORE	MAR	VISITORS: Giles Co. Lady Bobcats
	07:51			TURNOVR by Bue, Stephanie
MISSED JUMPER by Davidson, Andrea	07:42			
	07:42			REBOUND (DEF) by Willingham, Deina
	06:57			MISSED JUMPER by Smith, Leah
REBOUND (DEF) by Davidson, Andrea	06:57			
	06:51			FOUL by Smith, Leah
GOOD! JUMPER by Bowman, Alyssa	06:45	2-0	H 2	
	06:22	2-2	T 1	GOOD! JUMPER by Ewing, Altovise
GOOD! JUMPER by Bowman, Alyssa	06:13	4-2	H 2	
ASSIST by Davidson, Andrea	06:13			
	05:59	4-4	T 2	GOOD! JUMPER by Smith, Leah
	05:59			ASSIST by Bue, Stephanie
MISSED JUMPER by Davidson, Andrea	05:43			
	05:43			REBOUND (DEF) by Willingham, Deina
	04:59			MISSED JUMPER by Cobb, Carden
REBOUND (DEF) by Davidson, Andrea	04:59			
	04:57			FOUL by Cobb, Carden
GOOD! JUMPER by Davidson, Andrea	04:32	6-4	H 2	
ASSIST by Gipson, Sarah	04:32			
FOUL by Lane, Emily	04:22			
	04:09			MISSED JUMPER by Cobb, Carden
REBOUND (DEF) by Bowman, Alyssa	04:09			
MISSED 3 PTR by Davidson, Andrea	03:57			
	03:57			REBOUND (DEF) by Willingham, Deina
	03:45			TURNOVR by Willingham, Deina
STEAL by Gipson, Sarah	03:43			
MISSED 3 PTR by Focer, Beca	03:38			
	03:38			REBOUND (DEF) by Cobb, Carden
FOUL by Focer, Beca	03:32			
	03:32	6-5	H 1	GOOD! FT SHOT by Ewing, Altovise
	03:32	6-6	T 3	GOOD! FT SHOT by Ewing, Altovise
MISSED 3 PTR by Lane, Emily	03:14			
	03:14			REBOUND (DEF) by Smith, Leah
	03:03			TURNOVR by Ewing, Altovise
STEAL by Bowman, Alyssa	03:01			
GOOD! JUMPER by Gipson, Sarah	02:42	8-6	H 2	
FOUL by Lane, Emily	02:19			
	02:16			MISSED JUMPER by Smith, Leah
	02:16			REBOUND (OFF) by Ewing, Altovise
	02:03			MISSED JUMPER by Smith, Leah
	02:03			REBOUND (OFF) by Willingham, Deina
	01:59	8-8	T 4	GOOD! JUMPER by Willingham, Deina
TURNOVR by Hensley, Marissa	01:51			
	01:12			MISSED JUMPER by Ewing, Altovise
	01:12			REBOUND (OFF) by Willingham, Deina
	01:09	8-10	V 2	GOOD! JUMPER by Willingham, Deina
GOOD! LAYUP by Davidson, Andrea	00:56	10-10	T 5	
	00:38			MISSED JUMPER by Willingham, Deina
REBOUND (DEF) by Davidson, Andrea	00:38			
TURNOVR by Apple, Deanna	00:33			
FOUL by Hensley, Marissa	00:02			
	00:02	10-11	V 1	GOOD! FT SHOT by Willingham, Deina
	00:02	10-12	V 2	GOOD! FT SHOT by Willingham, Deina

Giles Co. Lady Bobcats 12, Jackson Lady Blue Devils 10

2nd PERIOD Play-by-Play (Page 1)

HOME TEAM: Jackson Lady Blue Devils	TIME	SCORE	MAR	VISITORS: Giles Co. Lady Bobcats
MISSED JUMPER by Davidson, Andrea	07:52			
REBOUND (OFF) by Davidson, Andrea	07:52			
	07:47			FOUL by Cobb, Carden
MISSED FT SHOT by Davidson, Andrea	07:47			

REBOUND (OFF) by (DEADBALL)	07:47			
GOOD! FT SHOT by Davidson, Andrea	07:47	11-12	V 1	
	07:24			MISSED JUMPER by Willingham, Deina
	07:24			REBOUND (OFF) by Cobb, Carden
	07:21	11-14	V 3	GOOD! JUMPER by Cobb, Carden
TURNOVR by Bowman, Alyssa	07:09			
	07:08			STEAL by Cobb, Carden
	07:02	11-16	V 5	GOOD! JUMPER by Howard, Paige
TIMEOUT 30sec	06:58			
MISSED 3 PTR by Davidson, Andrea	06:44			
REBOUND (OFF) by Bowman, Alyssa	06:44			
TURNOVR by Davidson, Andrea	06:39			
	06:30			MISSED JUMPER by Cobb, Carden
	06:30			REBOUND (OFF) by Cobb, Carden
	06:25	11-18	V 7	GOOD! JUMPER by Cobb, Carden
MISSED 3 PTR by Bowman, Alyssa	06:03			
	06:03			REBOUND (DEF) by Russell, Jessica
	05:58			TURNOVR by Russell, Jessica
STEAL by Davidson, Andrea	05:56			
GOOD! JUMPER by Davidson, Andrea	05:55	13-18	V 5	
	05:42			MISSED JUMPER by Howard, Paige
REBOUND (DEF) by Gipson, Sarah	05:42			
TURNOVR by Hopkins, Ashley	05:35			
	05:19			MISSED JUMPER by Cobb, Carden
	05:19			REBOUND (OFF) by Cobb, Carden
	05:16			TURNOVR by Cobb, Carden
	05:10			FOUL by Ewing, Altovise
GOOD! JUMPER by Hensley, Marissa	05:05	15-18	V 3	
FOUL by Davidson, Andrea	04:51			
	04:29			TURNOVR by Bue, Stephanie
STEAL by Bowman, Alyssa	04:26			
MISSED JUMPER by Hensley, Marissa	04:18			
	04:18			REBOUND (DEF) by Cobb, Carden
	03:58			TURNOVR by Ewing, Altovise
	03:58			TIMEOUT 30sec
GOOD! JUMPER by Davidson, Andrea	03:31	17-18	V 1	
ASSIST by Bowman, Alyssa	03:31			
FOUL by Gipson, Sarah	03:21			
	02:55	17-20	V 3	GOOD! JUMPER by Willingham, Deina
FOUL by Hopkins, Ashley	02:55			
	02:55	17-21	V 4	GOOD! FT SHOT by Willingham, Deina
GOOD! JUMPER by Bowman, Alyssa	02:36	19-21	V 2	
ASSIST by Gipson, Sarah	02:36			
FOUL by Gipson, Sarah	02:15			
	02:15			MISSED FT SHOT by Cobb, Carden
	02:15			REBOUND (OFF) by (DEADBALL)
	02:15	19-22	V 3	GOOD! FT SHOT by Cobb, Carden
MISSED JUMPER by Hensley, Marissa	01:49			
	01:49			REBOUND (DEF) by Smith, Leah
	01:35			TURNOVR by Willingham, Deina
STEAL by Bowman, Alyssa	01:34			
GOOD! JUMPER by Hensley, Marissa	01:06	21-22	V 1	

2nd PERIOD Play-by-Play (Page 2)

HOME TEAM: Jackson Lady Blue Devils	TIME	SCORE	MAR	VISITORS: Giles Co. Lady Bobcats
ASSIST by Apple, Deanna	01:06			
	00:10			MISSED JUMPER by Ewing, Altovise
REBOUND (DEF) by Hensley, Marissa	00:10			
	00:08			FOUL by Smith, Leah

Giles Co. Lady Bobcats 22, Jackson Lady Blue Devils 21

3rd PERIOD Play-by-Play (Page 1)

HOME TEAM: Jackson Lady Blue Devils	TIME	SCORE	MAR	VISITORS: Giles Co. Lady Bobcats
GOOD! LAYUP by Lane, Emily	07:47	23-22	H 1	
	07:21			MISSED JUMPER by Smith, Leah

REBOUND (DEF) by Hensley, Marissa	07:21			
FOUL by Bowman, Alyssa	07:06			
TURNOVR by Bowman, Alyssa	07:06			
	06:21			MISSED 3 PTR by Cobb, Carden
REBOUND (DEF) by Davidson, Andrea	06:21			
GOOD! LAYUP by Bowman, Alyssa	06:04	25-22	H 3	
ASSIST by Davidson, Andrea	06:04			
FOUL by Bowman, Alyssa	05:31			
	05:31	25-23	H 2	GOOD! FT SHOT by Cobb, Carden
	05:31			MISSED FT SHOT by Cobb, Carden
	05:31			REBOUND (OFF) by Willingham, Deina
	05:25	25-25	T 1	GOOD! JUMPER by Ewing, Altovise
FOUL by Davidson, Andrea	05:24			
MISSED JUMPER by Davidson, Andrea	05:07			
REBOUND (OFF) by Lane, Emily	05:07			
GOOD! JUMPER by Bowman, Alyssa	05:00	27-25	H 2	
ASSIST by Davidson, Andrea	05:00			
	04:20			TURNOVR by Cobb, Carden
STEAL by Davidson, Andrea	04:19			
MISSED JUMPER by Davidson, Andrea	03:56			
REBOUND (OFF) by Hensley, Marissa	03:56			
MISSED JUMPER by Hensley, Marissa	03:53			
REBOUND (OFF) by Lane, Emily	03:53			
GOOD! JUMPER by Lane, Emily	03:46	29-25	H 4	
	03:44			TIMEOUT TEAM
	03:21			MISSED JUMPER by Cobb, Carden
REBOUND (DEF) by Bowman, Alyssa	03:21			
GOOD! JUMPER by Bowman, Alyssa	02:48	31-25	H 6	
ASSIST by Davidson, Andrea	02:48			
	02:24	31-27	H 4	GOOD! JUMPER by Smith, Leah
	02:24			ASSIST by Cobb, Carden
MISSED JUMPER by Hensley, Marissa	02:08			
REBOUND (OFF) by Davidson, Andrea	02:08			
GOOD! JUMPER by Davidson, Andrea	02:05	33-27	H 6	
	01:25	33-29	H 4	GOOD! JUMPER by Cobb, Carden
	01:25			ASSIST by Ewing, Altovise
GOOD! LAYUP by Gipson, Sarah	00:40	35-29	H 6	
ASSIST by Davidson, Andrea	00:40			
	00:17	35-32	H 3	GOOD! 3 PTR by Ewing, Altovise
GOOD! JUMPER by Hensley, Marissa	00:07	37-32	H 5	
ASSIST by Davidson, Andrea	00:07			
	00:07			FOUL by Cobb, Carden
GOOD! FT SHOT by Hensley, Marissa	00:07	38-32	H 6	
	00:00			MISSED 3 PTR by Howard, Paige
	00:00			REBOUND (OFF) by Smith, Leah

Jackson Lady Blue Devils 38, Giles Co. Lady Bobcats 32

4th PERIOD Play-by-Play (Page 1)

HOME TEAM: Jackson Lady Blue Devils	TIME	SCORE	MAR	VISITORS: Giles Co. Lady Bobcats
	07:55	38-32	H 6	MISSED JUMPER by Willingham, Deina
REBOUND (DEF) by Hensley, Marissa	07:55			
MISSED 3 PTR by Davidson, Andrea	07:19			
	07:19			REBOUND (DEF) by Ewing, Altovise
	07:07			TURNOVR by Howard, Paige
STEAL by Davidson, Andrea	07:04			
GOOD! JUMPER by Davidson, Andrea	07:03	40-32	H 8	
	06:32			TIMEOUT 30sec
	06:19	40-34	H 6	GOOD! JUMPER by Ewing, Altovise
GOOD! JUMPER by Hensley, Marissa	05:36	42-34	H 8	
ASSIST by Davidson, Andrea	05:36			
	05:10			MISSED JUMPER by Cobb, Carden
REBOUND (DEF) by Hensley, Marissa	05:10			
MISSED JUMPER by Lane, Emily	04:48			
	04:48			REBOUND (DEF) by Ewing, Altovise
	04:22			TURNOVR by Russell, Jessica
STEAL by Bowman, Alyssa	04:20			
	04:06			FOUL by Smith, Leah

GOOD! FT SHOT by Davidson, Andrea	04:06	43-34	H 9	
TIMEOUT TEAM	04:06			
GOOD! FT SHOT by Davidson, Andrea	04:06	44-34	H 10	
	03:42			MISSED 3 PTR by Bue, Stephanie
REBOUND (DEF) by Lane, Emily	03:42			
TURNOVR by Davidson, Andrea	02:47			
	02:24			MISSED JUMPER by Smith, Leah
REBOUND (DEF) by Hensley, Marissa	02:24			
	02:23			FOUL by Willingham, Deina
	02:01			FOUL by Bue, Stephanie
TIMEOUT TEAM	02:01			
GOOD! JUMPER by Hensley, Marissa	01:32	46-34	H 12	
ASSIST by Davidson, Andrea	01:32			
FOUL by Gipson, Sarah	01:24			
	01:24	46-35	H 11	GOOD! FT SHOT by Cobb, Carden
	01:24	46-36	H 10	GOOD! FT SHOT by Cobb, Carden
TURNOVR by Davidson, Andrea	01:21			
	01:12	46-39	H 7	GOOD! 3 PTR by Howard, Paige
	01:12			ASSIST by Ewing, Altovise
TURNOVR by Lane, Emily	00:42			
	00:34	46-42	H 4	GOOD! 3 PTR by Howard, Paige
	00:34			ASSIST by Bue, Stephanie
	00:21			FOUL by Ewing, Altovise
	00:11			FOUL by Ewing, Altovise
	00:09			FOUL by Cobb, Carden
GOOD! FT SHOT by Davidson, Andrea	00:09	47-42	H 5	
GOOD! FT SHOT by Davidson, Andrea	00:09	48-42	H 6	
	00:03			MISSED 3 PTR by Bue, Stephanie
REBOUND (DEF) by (TEAM)	00:03			

Jackson Lady Blue Devils 48, Giles Co. Lady Bobcats 42

2000 Class AA State Girls' Basketball Tournament

March 7 - March 11, 2000 · Middle Tennessee State University - Murfreesboro

Game 1
Thu. Mar. 9 11:30 AM

Giles Co. (22-13)	55
Lexington (28-7)	45

Game 2
Thu. Mar. 9 1:00 PM

Jackson Co. (26-7)	48
Anderson Co. (31-2)	41

Game 3
Thu. Mar. 9 2:30 PM

South Greene (33-3)	59
Marshall Co. (19-8)	50

Game 4
Thu. Mar. 9 5:30 PM

Ridgeway (27-6)	64
McMinn Central (24-8)	71

Game 5
Fri. Mar. 10 2:30 PM

Giles Co.	23
Jackson Co.	36

Game 6
Fri. Mar. 10 5:30 PM

South Greene	67
McMinn Central	50

Game 7
Sat. Mar. 11 5:00 PM

Jackson Co.	50
South Greene	41

Jackson Co.
STATE CHAMPION

Official Basketball Box Score -- GAME TOTALS -- FINAL STATISTICS
Lexington Lady Tigers vs Giles Co. Lady Bobcats
03/09/00 11:30 AM at Murfreesboro, TN

VISITORS: Lexington Lady Tigers 26-6

##	Player Name		TOT-FG FG-FGA	3-PT FG-FGA	FT-FTA	REBOUNDS OF	DE	TOT	PF	TP	A	TO	BLK	S	MIN
20	Todd, Brianna.....	*	3-12	0-1	4-5	6	3	9	4	10	5	3	2	5	31
24	Ellis, Natalie.....	*	0-4	0-0	2-2	2	1	3	2	2	3	1	0	1	31
25	Smith, Cassie.....	*	6-18	1-5	0-0	1	2	3	4	13	1	2	1	4	32
31	Campbell, Amelia....	*	3-13	0-1	0-0	3	1	4	5	6	0	0	0	1	31
32	Phelps, Alisha.....	*	3-12	0-1	0-0	5	3	8	2	6	1	1	1	0	31
10	Silvers, Maggie.....		3-3	2-2	0-1	0	0	0	3	8	0	0	0	1	3
34	McAdams, Amy.....		0-0	0-0	0-0	0	0	0	0	0	0	0	0	0	1
	TEAM.....						1	1							
	Totals.....		18-62	3-10	6-8	17	11	28	20	45	10	7	4	12	160

TOTAL FG% 1st Half:	6-26	.231	2nd Half:	12-36	.333	Game:	.290	DEADBALL
3-Pt. FG% 1st Half:	1-3	.333	2nd Half:	2-7	.286	Game:	.300	REBOUNDS
F Throw % 1st Half:	2-2	1.000	2nd Half:	4-6	.667	Game:	.750	1

HOME TEAM: Giles Co. Lady Bobcats 22-13

##	Player Name		TOT-FG FG-FGA	3-PT FG-FGA	FT-FTA	REBOUNDS OF	DE	TOT	PF	TP	A	TO	BLK	S	MIN
15	Cobb, Carden.....	*	3-6	0-0	0-1	4	10	14	2	6	2	4	1	2	32
20	Bue, Stephanie.....	*	1-5	1-3	5-6	1	3	4	2	8	5	4	0	0	32
21	Ewing, Altovise.....	*	3-5	1-2	10-12	0	1	1	1	17	1	1	0	0	32
45	Smith, Leah.....	*	4-7	0-0	2-2	1	4	5	4	10	1	2	1	1	23
51	Coleman, Sameca.....	*	4-8	0-0	2-2	0	4	4	0	10	1	4	1	0	29
33	Willingham, Deina...		2-4	0-0	0-0	1	2	3	0	4	2	2	0	1	13
	TEAM.....					1	4	5							
	Totals.....		17-35	2-5	19-23	8	28	36	9	55	12	17	3	4	161

TOTAL FG% 1st Half:	11-19	.579	2nd Half:	6-16	.375	Game:	.486	DEADBALL
3-Pt. FG% 1st Half:	2-3	.667	2nd Half:	0-2	.000	Game:	.400	REBOUNDS
F Throw % 1st Half:	6-6	1.000	2nd Half:	13-17	.765	Game:	.826	3

Officials:
Technical fouls: Lexington Lady Tigers-None. Giles Co. Lady Bobcats-None.
Attendance:

Score by Periods	1st	2nd	3rd	4th		Total
Lexington Lady Tigers.....	9	6	14	16	-	45
Giles Co. Lady Bobcats.....	13	17	10	15	-	55

Official Basketball Box Score -- GAME TOTALS -- 2nd PERIOD -- 00:00 REMAINING
Lexington Lady Tigers vs Giles Co. Lady Bobcats
03/09/00 11:30 AM at Murfreesboro, TN

VISITORS: Lexington Lady Tigers

##	Player Name		TOT-FG FG-FGA	3-PT FG-FGA	FT-FTA	REBOUNDS OF	DE	TOT	PF	TP	A	TO	BLK	S	MIN
20	Todd, Brianna.....	*	0-3	0-0	0-0	2	2	4	2	0	4	2	2	1	16
24	Ellis, Natalie.....	*	0-2	0-0	2-2	2	0	2	1	2	1	0	0	1	16
25	Smith, Cassie.....	*	3-9	1-3	0-0	0	1	1	1	7	1	0	0	1	16
31	Campbell, Amelia....	*	0-4	0-0	0-0	1	0	1	1	0	0	0	0	1	16
32	Phelps, Alisha.....	*	3-8	0-0	0-0	3	1	4	2	6	0	1	0	0	16
	Totals.....		6-26	1-3	2-2	8	4	12	7	15	6	3	2	4	80

TOTAL FG%	1st Half:	6-26	.231	2nd Half:	0-0	.000	Game:	.231	DEADBALL
3-Pt. FG%	1st Half:	1-3	.333	2nd Half:	0-0	.000	Game:	.333	REBOUNDS
F Throw %	1st Half:	2-2	1.000	2nd Half:	0-0	.000	Game:	1.000	0

HOME TEAM: Giles Co. Lady Bobcats

##	Player Name		TOT-FG FG-FGA	3-PT FG-FGA	FT-FTA	REBOUNDS OF	DE	TOT	PF	TP	A	TO	BLK	S	MIN
15	Cobb, Carden.....	*	2-5	0-0	0-0	3	4	7	0	4	2	1	1	1	16
20	Bue, Stephanie.....	*	1-2	1-2	0-0	0	0	0	1	3	4	1	0	0	16
21	Ewing, Altovise.....	*	3-4	1-1	4-4	0	0	0	1	11	0	0	0	0	16
45	Smith, Leah.....	*	3-3	0-0	0-0	1	3	4	2	6	0	0	1	0	13
51	Coleman, Sameca.....	*	2-3	0-0	2-2	0	2	2	0	6	1	3	1	0	16
33	Willingham, Deina...		0-2	0-0	0-0	0	1	1	0	0	0	0	0	0	3
	TEAM.....						2	2							
	Totals.....		11-19	2-3	6-6	4	12	16	4	30	7	5	3	1	80

TOTAL FG%	1st Half:	11-19	.579	2nd Half:	0-0	.000	Game:	.579	DEADBALL
3-Pt. FG%	1st Half:	2-3	.667	2nd Half:	0-0	.000	Game:	.667	REBOUNDS
F Throw %	1st Half:	6-6	1.000	2nd Half:	0-0	.000	Game:	1.000	0

Officials:
Technical fouls: Lexington Lady Tigers-None. Giles Co. Lady Bobcats-None.
Attendance:

Score by Periods	1st	2nd		Total
Lexington Lady Tigers.....	9	6	-	15
Giles Co. Lady Bobcats.....	13	17	-	30

Official Basketball Box Score -- GAME TOTALS -- FINAL STATISTICS
Jackson Co. Lady Blue Devils vs Giles Co. Lady Bobcats
03/10/00 2:30 PM at Murfreesboro, TN

VISITORS: Jackson Co. Lady Blue Devils 28-7

##	Player Name		TOT-FG FG-FGA	3-PT FG-FGA	FT-FTA	REBOUNDS OF	DE	TOT	PF	TP	A	TO	BLK	S	MIN
10	Davidson, Heather...	*	6-10	3-6	0-1	0	3	3	0	15	2	0	0	1	24
22	Breidert, Sarah.....	*	0-1	0-1	0-0	0	2	2	0	0	0	1	0	1	18
23	Chaffin, Joanna.....	*	3-8	0-3	1-1	0	1	1	1	7	2	1	0	1	29
34	Davidson, Andrea....	*	5-18	0-1	0-1	6	9	15	2	10	3	2	0	2	20
43	Smith, Jessica.....	*	0-0	0-0	0-0	2	1	3	1	0	1	1	0	0	26
21	Focer, Becca.....		1-3	1-3	0-0	1	0	1	2	3	0	0	0	0	16
24	Harris, Jennifer....		0-0	0-0	1-4	0	1	1	0	1	0	0	0	0	1
31	Hopkins, Ashley.....		0-1	0-0	0-0	0	2	2	1	0	0	0	1	0	17
33	Apple, Deanna.....		0-0	0-0	0-0	0	1	1	0	0	0	1	0	0	1
35	Lane, Emily.....		0-1	0-1	0-0	0	1	1	0	0	0	0	0	0	7
50	Bowman, Alyssa.....		0-0	0-0	0-0	0	0	0	0	0	0	0	0	0	1
	TEAM.....						1	1							
	Totals.....		15-42	4-15	2-7	9	22	31	7	36	8	6	1	5	160

TOTAL FG% 1st Half:	7-20	.350	2nd Half:	8-22	.364	Game:	.357	DEADBALL
3-Pt. FG% 1st Half:	2-6	.333	2nd Half:	2-9	.222	Game:	.267	REBOUNDS
F Throw % 1st Half:	1-2	.500	2nd Half:	1-5	.200	Game:	.286	0

HOME TEAM: Giles Co. Lady Bobcats 23-14

##	Player Name		TOT-FG FG-FGA	3-PT FG-FGA	FT-FTA	REBOUNDS OF	DE	TOT	PF	TP	A	TO	BLK	S	MIN
15	Cobb, Carden.....	*	2-7	0-0	0-0	3	2	5	2	4	1	2	0	1	26
20	Bue, Stephanie.....	*	1-5	1-3	0-2	2	1	3	1	3	3	0	0	1	29
21	Ewing, Altovise.....	*	0-2	0-0	0-0	0	1	1	1	0	2	2	0	0	29
45	Smith, Leah.....	*	3-8	0-0	0-0	3	5	8	3	6	0	0	1	1	25
51	Coleman, Sameca.....	*	3-9	0-0	2-4	0	2	2	0	8	0	0	1	0	19
10	Martin, Shakeema....		0-2	0-1	0-0	1	0	1	1	0	0	1	0	0	6
12	White, Sonya.....		0-0	0-0	0-0	0	0	0	1	0	0	0	0	0	2
14	Gordon, Roseanna....		0-0	0-0	0-0	0	2	2	1	0	0	0	0	0	1
23	Russell, Jessica....		1-1	0-0	0-0	0	0	0	0	2	0	0	0	0	1
31	Gentry, Tasha.....		0-0	0-0	0-0	0	0	0	0	0	0	0	0	0	1
33	Willingham, Deina...		0-3	0-0	0-0	0	4	4	2	0	0	2	0	1	16
41	Thompson, Nikki.....		0-0	0-0	0-0	0	0	0	0	0	0	0	0	0	1
44	Howard, Paige.....		0-2	0-2	0-0	0	0	0	1	0	0	0	0	0	1
53	Coleman, Kim.....		0-0	0-0	0-0	0	0	0	0	0	0	0	0	0	2
55	White, Mary Heather.		0-1	0-1	0-0	0	0	0	0	0	0	0	0	0	1
	TEAM.....					1	6	7							
	Totals.....		10-40	1-7	2-6	10	23	33	13	23	6	7	2	4	160

TOTAL FG% 1st Half:	2-17	.118	2nd Half:	8-23	.348	Game:	.250	DEADBALL
3-Pt. FG% 1st Half:	0-1	.000	2nd Half:	1-6	.167	Game:	.143	REBOUNDS
F Throw % 1st Half:	0-4	.000	2nd Half:	2-2	1.000	Game:	.333	2

Officials:
Technical fouls: Jackson Co. Lady Blue Devils-None. Giles Co. Lady Bobcats-None.
Attendance:

Score by Periods	1st	2nd	3rd	4th		Total
Jackson Co. Lady Blue Devils..	7	10	10	9	-	36
Giles Co. Lady Bobcats.....	0	4	11	8	-	23

Official Basketball Box Score -- GAME TOTALS -- 2nd PERIOD -- 00:00 REMAINING
Jackson Co. Lady Blue Devils vs Giles Co. Lady Bobcats
03/10/00 2:30 PM at Murfreesboro, TN

VISITORS: Jackson Co. Lady Blue Devils

##	Player Name		TOT-FG FG-FGA	3-PT FG-FGA	FT-FTA	REBOUNDS OF	DE	TOT	PF	TP	A	TO	BLK	S	MIN
10	Davidson, Heather...	*	2-4	1-2	0-0	0	0	0	0	5	0	0	0	0	12
22	Breidert, Sarah.....	*	0-1	0-1	0-0	0	2	2	0	0	0	0	0	0	11
23	Chaffin, Joanna.....	*	2-6	0-2	1-1	0	1	1	0	5	1	0	0	1	14
34	Davidson, Andrea....	*	2-8	0-0	0-1	3	6	9	2	4	2	2	0	0	8
43	Smith, Jessica.....	*	0-0	0-0	0-0	0	0	0	0	0	0	0	0	0	14
21	Focer, Becca.....		1-1	1-1	0-0	1	0	1	2	3	0	0	0	0	9
31	Hopkins, Ashley.....		0-0	0-0	0-0	0	2	2	1	0	0	0	0	0	10
35	Lane, Emily.....		0-0	0-0	0-0	0	0	0	0	0	0	0	0	0	2
	Totals.....		7-20	2-6	1-2	4	11	15	5	17	3	2	0	1	80

TOTAL FG% 1st Half:	7-20	.350	2nd Half:	0-0	.000	Game:	.350	DEADBALL
3-Pt. FG% 1st Half:	2-6	.333	2nd Half:	0-0	.000	Game:	.333	REBOUNDS
F Throw % 1st Half:	1-2	.500	2nd Half:	0-0	.000	Game:	.500	0

HOME TEAM: Giles Co. Lady Bobcats

##	Player Name		TOT-FG FG-FGA	3-PT FG-FGA	FT-FTA	REBOUNDS OF	DE	TOT	PF	TP	A	TO	BLK	S	MIN
15	Cobb, Carden.....	*	1-6	0-0	0-0	3	1	4	2	2	0	0	0	0	14
20	Bue, Stephanie.....	*	0-2	0-1	0-2	1	0	1	0	0	1	0	0	1	16
21	Ewing, Altovise.....	*	0-2	0-0	0-0	0	1	1	1	0	0	2	0	0	16
45	Smith, Leah.....	*	1-4	0-0	0-0	1	3	4	1	2	0	0	0	1	16
51	Coleman, Sameca.....	*	0-2	0-0	0-2	0	1	1	0	0	0	0	1	0	9
10	Martin, Shakeema....		0-1	0-0	0-0	1	0	1	0	0	0	0	0	0	2
33	Willingham, Deina...		0-0	0-0	0-0	0	1	1	0	0	0	1	0	0	7
	TEAM.....						3	3							
	Totals.....		2-17	0-1	0-4	6	10	16	4	4	1	3	1	2	80

TOTAL FG% 1st Half:	2-17	.118	2nd Half:	0-0	.000	Game:	.118	DEADBALL
3-Pt. FG% 1st Half:	0-1	.000	2nd Half:	0-0	.000	Game:	.000	REBOUNDS
F Throw % 1st Half:	0-4	.000	2nd Half:	0-0	.000	Game:	.000	2

Officials:
Technical fouls: Jackson Co. Lady Blue Devils-None. Giles Co. Lady Bobcats-None.
Attendance:

Score by Periods	1st	2nd		Total
Jackson Co. Lady Blue Devils..	7	10	-	17
Giles Co. Lady Bobcats.....	0	4	-	4

1994 Class AA State Girls' Basketball Tournament

March 9 - March 12, 1994 · Middle Tennessee State University - Murfreesboro

Game 1
Wed. Mar. 9 7:00 PM

Macon Co. (28-5)	37
Meigs Co. (31-1)	48

Game 2
Wed. Mar. 9 8:30 PM

South Greene (32-1)	59
Harding Academy (29-5)	57

OT

Game 3
Thu. Mar. 10 11:30 AM

Giles Co. (28-3)	58
Happy Valley (23-9)	35

Game 4
Thu. Mar. 10 1:00 PM

Gibson Co. (33-0)	54
Livingston Academy (35-1)	69

Game 5
Fri. Mar. 11 2:30 PM

Meigs Co.	47
South Greene	60

Game 6
Fri. Mar. 11 5:30 PM

Giles Co.	58
Livingston Academy	63

Game 7
Sat. Mar. 12 5:00 PM

OT

South Greene	47
Livingston Academy	53

Livingston Academy

STATE CHAMPION

OFFICIAL NCAA BASKETBALL BOX SCORE
Happy Valley High School (23-10)

Site: Murfreesboro, Tenn
Date: March 10, 1994

	HVHS (VISITORS) Hally Valley		Total FG	Total AT	3-Pts FG	3-Pts AT	FT	FT AT	Rebounds OF	Rebounds DF	Rebounds To	PF	TP	A	TO	BK	ST	MN
42	Williams, Kelly	f	1	5	0	0	1	2	0	2	2	2	3	2	3	1	3	23
45	Polly, Kim	f	3	7	0	0	2	4	4	4	8	1	8	1	1	1	1	25
51	McNeil, Cheri	c	1	6	0	1	2	3	1	2	3	4	4	1	1	1	3	18
23	McKeehan, Jamie	g	1	2	0	0	0	0	0	1	1	0	2	0	0	0	0	6
30	Campbell, Teresa	g	2	8	0	3	0	0	0	1	1	3	4	0	6	0	1	25
15	Maxwell, Lacy		0	1	0	0	0	0	2	0	2	0	0	0	1	0	0	3
22	Peters, Julie		2	3	1	2	0	0	0	0	0	0	5	0	0	0	1	1
25	Peters, Misty		1	7	1	5	1	4	1	0	1	4	4	1	4	0	1	15
31	Babb, Erica		0	3	0	0	0	0	1	1	2	0	0	0	0	0	0	9
34	Carver, Christy		2	4	0	1	0	0	1	2	3	2	4	0	2	0	2	21
40	Young, Amy		0	0	0	0	1	2	1	0	1	0	1	0	0	0	0	1
41	Jones, Shannon		1	3	0	0	0	0	0	1	1	2	2	0	2	0	1	11
52	Jones, Jennifer		0	0	0	0	0	0	0	1	1	0	0	0	0	0	0	1
	Team Totals								1	2	3				1			
	TOTALS		14	49	2	12	7	15	12	17	29	18	37	5	21	3	13	160

Deadball Rebounds: 6, 0: 6

Tot FG %:	1st Half:	8-26	.308	2nd Half:	6-23	.261	Game:	.286
3-Pt FG %:	1st Half:	1- 7	.143	2nd Half:	1- 5	.200	Game:	.167
FT % :	1st Half:	3- 8	.375	2nd Half:	4- 7	.571	Game:	.467

Giles County High School (29-3)

	GCHS (HOME) Giles Co.		Total FG	Total AT	3-Pts FG	3-Pts AT	FT	FT AT	Rebounds OF	Rebounds DF	Rebounds To	PF	TP	A	TO	BK	ST	MN
51	Bottoms, Missy	f	3	7	0	0	3	5	3	5	8	3	9	0	0	1	1	19
53	Reed, Tricia	f	4	11	1	2	0	0	3	2	5	1	9	4	1	0	5	24
45	Morris, Jenny	c	4	7	0	0	2	4	2	2	4	0	10	2	1	0	0	23
23	Houston, Rashmi	g	2	7	0	3	2	3	0	2	2	2	6	3	6	0	2	29
25	Harney, Monica	g	3	11	0	0	4	7	3	5	8	0	10	1	4	0	3	29
12	Gibbons, April		0	0	0	0	0	0	0	0	0	0	0	0	0	0	0	1
14	Howell, Amanda		0	0	0	0	0	0	0	0	0	0	0	0	0	0	0	1
15	Kirk, Meredith		0	1	0	0	2	2	1	2	3	0	2	0	0	0	0	1
20	Bass, Haley		0	0	0	0	0	0	0	1	1	1	0	0	0	0	0	1
21	Benson, LiTisha		6	11	0	0	3	5	11	2	13	3	15	0	2	1	2	20
41	Simington, Sheree		1	3	0	0	0	1	1	3	4	1	2	0	2	0	0	11
55	Price, Shannon		0	1	0	0	0	0	1	0	1	0	0	0	0	0	0	1
	Team Totals								1	1	2				1			
	TOTALS		23	59	1	5	16	27	26	25	51	11	63	10	17	2	13	160

Deadball Rebounds: 4, 0: 4

Tot FG %:	1st Half:	11-27	.407	2nd Half:	12-32	.375	Game:	.390
3-Pt FG %:	1st Half:	0- 3	.000	2nd Half:	1- 2	.500	Game:	.200
FT % :	1st Half:	3- 7	.429	2nd Half:	13-20	.650	Game:	.593

	1st	2nd	3	4	Tot
HVHS	9	11	7	10	37
GCHS	13	12	19	19	63

OFFICIALS: Bo Deaton, Kathy Ayers, Danny Tippett
Technical Fouls: HVHS Coach
Attendance: TBA
Comments: TSSAA State Tournament

OFFICIAL NCAA BASKETBALL BOX SCORE - FIRST HALF

Happy Valley High School — Date: March 10, 1994

	HVHS (VISITORS)		Total FG	Total AT	3-Pts FG	3-Pts AT	FT	AT	Rebounds OF	DF	To	PF	TP	A	TO	BK	ST	MN
42	Williams, Kelly	f	0	3	0	0	0	0	0	1	1	1	0	1	0	0	1	13
45	Polly, Kim	f	3	4	0	0	1	2	2	2	4	1	7	1	1	1	1	12
51	McNeil, Cheri	c	0	1	0	0	1	2	0	2	2	2	1	1	0	1	2	12
23	McKeehan, Jamie	g	1	2	0	0	0	0	0	1	1	0	2	0	0	0	0	6
30	Campbell, Teresa	g	1	5	0	1	0	0	0	0	0	1	2	0	3	0	0	11
15	Maxwell, Lacy		0	0	0	0	0	0	0	0	0	0	0	0	0	0	0	--
22	Peters, Julie		0	0	0	0	0	0	0	0	0	0	0	0	0	0	0	--
25	Peters, Misty		1	6	1	5	1	4	1	0	1	2	4	0	1	0	1	8
31	Babb, Erica		0	1	0	0	0	0	0	1	1	0	0	0	0	0	0	6
34	Carver, Christy		2	4	0	1	0	0	1	2	3	1	4	0	0	0	2	10
40	Young, Amy		0	0	0	0	0	0	0	0	0	0	0	0	0	0	0	--
41	Jones, Shannon		0	0	0	0	0	0	0	0	0	0	0	0	1	0	0	2
52	Jones, Jennifer		0	0	0	0	0	0	0	0	0	0	0	0	0	0	0	--
	Team Totals								0	1	1				0			
	TOTALS		8	26	1	7	3	8	4	10	14	8	20	3	6	2	7	80

Deadball Rebounds: 4, 0: 4

Tot FG %: 1st Half: 8-26 .308
3-Pt FG %: 1st Half: 1- 7 .143
FT % : 1st Half: 3- 8 .375

Giles County High School

	GCHS (HOME)		Total FG	Total AT	3-Pts FG	3-Pts AT	FT	AT	Rebounds OF	DF	To	PF	TP	A	TO	BK	ST	MN
51	Bottoms, Missy	f	1	1	0	0	2	3	0	2	2	2	4	0	0	0	0	4
53	Reed, Tricia	f	0	3	0	1	0	0	0	2	2	0	0	2	0	0	2	13
45	Morris, Jenny	c	4	7	0	0	0	0	2	2	4	0	8	1	1	0	0	16
23	Houston, Rashmi	g	1	4	0	2	0	1	0	1	1	1	2	1	4	0	0	14
25	Harney, Monica	g	0	4	0	0	0	0	1	4	5	0	0	1	1	0	1	16
12	Gibbons, April		0	0	0	0	0	0	0	0	0	0	0	0	0	0	0	--
14	Howell, Amanda		0	0	0	0	0	0	0	0	0	0	0	0	0	0	0	--
15	Kirk, Meredith		0	0	0	0	0	0	0	0	0	0	0	0	0	0	0	--
20	Bass, Haley		0	0	0	0	0	0	0	1	1	0	0	0	0	0	0	--
21	Benson, LiTisha		4	7	0	0	1	3	5	1	6	2	9	0	1	0	1	12
41	Simington, Sheree		1	1	0	0	0	0	0	2	2	0	2	0	1	0	0	5
55	Price, Shannon		0	0	0	0	0	0	0	0	0	0	0	0	0	0	0	--
	Team Totals								1	0	1				1			
	TOTALS		11	27	0	3	3	7	9	15	24	5	25	5	9	0	4	80

Deadball Rebounds: 1, 0: 1

Tot FG %: 1st Half: 11-27 .407
3-Pt FG %: 1st Half: 0- 3 .000
FT % : 1st Half: 3- 7 .429

	1st	2nd	OT	OT	Tot
HVHS	9	11			20
GCHS	13	12			25

OFFICIALS:
Technical Fouls:
Attendance:
Comments: CourtSide(tm) software by CompuSTATS / San Diego, CA (619)296-7834

OFFICIAL NCAA BASKETBALL BOX SCORE — Site: Murfreesboro, Tenn.

Livingston Academy High School (37-1) — Date: March 11, 1994

LAHS (VISITORS)			Total FG	Total AT	3-Pts FG	3-Pts AT	FT	FT AT	Rebounds OF	Rebounds DF	Rebounds To	PF	TP	A	TO	BK	ST	MN
23	Wright, Ladonna	f	8	13	1	2	1	5	3	7	10	4	18	1	1	0	0	32
24	Davis, Sonia	f	3	7	0	0	0	0	1	3	4	2	6	2	3	0	3	29
20	Melton, Bethany	c	1	7	0	0	0	0	2	4	6	3	2	4	0	0	2	30
4	Krantz, Tiffany	g	6	15	1	4	6	6	0	1	1	2	19	4	3	0	1	32
30	Watson, Sunday	g	5	7	1	2	7	8	2	6	8	0	18	1	5	1	3	32
15	Long, Carrie		0	0	0	0	0	0	0	0	0	3	0	0	0	0	0	4
03	Poston, Melinda		--	--	--	--	--	--	--	--	--	--	--	--	--	--	--	DNP
05	Poston, Rachel		--	--	--	--	--	--	--	--	--	--	--	--	--	--	--	DNP
10	Robbins, Bridgette		--	--	--	--	--	--	--	--	--	--	--	--	--	--	--	DNP
12	Franklin, Lora		--	--	--	--	--	--	--	--	--	--	--	--	--	--	--	DNP
22	Leach, Saundra		--	--	--	--	--	--	--	--	--	--	--	--	--	--	--	DNP
40	Mitchell, Jene		--	--	--	--	--	--	--	--	--	--	--	--	--	--	--	DNP
51	Jenkins, Christie		--	--	--	--	--	--	--	--	--	--	--	--	--	--	--	DNP
	Team Totals								0	1	1				0			
	TOTALS		23	49	3	8	14	19	8	22	30	14	63	12	12	1	9	160

Deadball Rebounds: 1, 0: 1

Tot FG %:	1st Half:	14-27	.519	2nd Half: 9-22	.409	Game: .469
3-Pt FG %:	1st Half:	3- 6	.500	2nd Half: 0- 2	.000	Game: .375
FT % :	1st Half:	10-12	.833	2nd Half: 4- 7	.571	Game: .737

Giles County High School (29-4)

GCHS (HOME)			Total FG	Total AT	3-Pts FG	3-Pts AT	FT	FT AT	Rebounds OF	Rebounds DF	Rebounds To	PF	TP	A	TO	BK	ST	MN
51	Bottoms, Missy	f	6	15	0	0	3	4	4	8	12	1	15	0	3	0	0	30
53	Reed, Tricia	f	2	6	0	0	1	2	5	5	10	4	5	1	0	1	2	27
45	Morris, Jenny	c	1	2	0	0	0	0	2	0	2	3	2	0	0	0	0	11
23	Houston, Rashmi	g	6	14	2	6	1	4	0	5	5	3	15	3	2	0	4	26
25	Harney, Monica	g	4	10	0	1	3	4	1	2	3	4	11	3	3	0	0	32
21	Benson, LiTisha		4	10	0	0	2	4	4	0	4	5	10	0	2	0	1	28
41	Simington, Sheree		0	0	0	0	0	0	0	0	0	0	0	0	1	0	0	6
10	McCormack, Nash		--	--	--	--	--	--	--	--	--	--	--	--	--	--	--	DNP
12	Gibbons, April		--	--	--	--	--	--	--	--	--	--	--	--	--	--	--	DNP
14	Howell, Amanda		--	--	--	--	--	--	--	--	--	--	--	--	--	--	--	DNP
15	Kirk, Meredith		--	--	--	--	--	--	--	--	--	--	--	--	--	--	--	DNP
20	Bass, Haley		--	--	--	--	--	--	--	--	--	--	--	--	--	--	--	DNP
31	Wiser, Nicki		--	--	--	--	--	--	--	--	--	--	--	--	--	--	--	DNP
33	Rich, Mitzi		--	--	--	--	--	--	--	--	--	--	--	--	--	--	--	DNP
44	Case, Selicia		--	--	--	--	--	--	--	--	--	--	--	--	--	--	--	DNP
	Team Totals								0	2	2				0			
	TOTALS		23	57	2	7	10	18	16	22	38	20	58	7	11	1	7	160

Deadball Rebounds: 4, 0: 4

Tot FG %:	1st Half:	12-25	.480	2nd Half: 11-32	.344	Game: .404
3-Pt FG %:	1st Half:	1- 2	.500	2nd Half: 1- 5	.200	Game: .286
FT % :	1st Half:	5- 8	.625	2nd Half: 5-10	.500	Game: .556

	1st	2nd	3	4	Tot
LAHS	15	24	12	12	63
GCHS	23	7	12	16	58

OFFICIALS: Robert Cupples, Bill Barnard, Larry Hutchinson

Technical Fouls: GCHS BENCH; Bottoms, M

Attendance: TBA

Comments: TSSAA State Tournament

CURRENT STATS - HALFTIME CompuSTATS / San Diego,CA (619)296-7834

Livingston Academy High School Date: March 11, 1994

	LAHS (VISITORS)		FG	AT	FG	AT	FT	AT	OF	DF	To	PF	TP	A	TO	BK	ST	MN
			Total-3-pts						Rebounds									
23	Wright,Ladonna	f	6*	8	1*	2	3	5*	2*	5*	7*	1	16*<	0	1*	0	0	16
24	Davis,Sonia	f	1	3	0	0	0	0	1	2	3	1	2	2*	1*	0	1	13
20	Melton,Bethany	c	0	3	0	0	0	0	0	2	2	1	0	1	0	0	1	14
04	Krantz,Tiffany	g	3	9*	1*	3*	2	2	0	0	0	0	9	2*	1*	0	1	16
30	Watson,Sunday	g	4	4	1*	1	5*	5*	1	1	2	0	14	1	1*	0	3*	16
03	Poston,Melinda		0	0	0	0	0	0	0	0	0	0	0	0	0	0	0	0
05	Poston,Rachel		0	0	0	0	0	0	0	0	0	0	0	0	0	0	0	0
10	Robbins,Bridgette		0	0	0	0	0	0	0	0	0	0	0	0	0	0	0	0
12	Franklin,Lora		0	0	0	0	0	0	0	0	0	0	0	0	0	0	0	0
15	Long,Carrie		0	0	0	0	0	0	0	0	0	3*	0	0	0	0	0	5
22	Leach,Saundra		0	0	0	0	0	0	0	0	0	0	0	0	0	0	0	0
40	Mitchell,Jene		0	0	0	0	0	0	0	0	0	0	0	0	0	0	0	0
51	Jenkins,Christie		0	0	0	0	0	0	0	0	0	0	0	0	0	0	0	0
	Team Totals								0	0	0				4			
	TOTALS		14	27	3	6	10	12	4	10	14	6	41	6	4	0	6	80

Deadball Rebounds: 1, 0: 1

Tot FG %:	1st Half:	14-27	.519	2nd Half:	0- 0	.000	Game:	.519
3-Pt FG %:	1st Half:	3- 6	.500	2nd Half:	0- 0	.000	Game:	.500
FT % :	1st Half:	10-12	.833	2nd Half:	0- 0	.000	Game:	.833

Giles County High School

	GCHS (HOME)		FG	AT	FG	AT	FT	AT	OF	DF	To	PF	TP	A	TO	BK	ST	MN
			Total-3-Pts						Rebounds									
51	Bottoms,Missy	f	4*	8*	0	0	3*	4*	2*	3	5*	0	11*<	0	1	0	0	16
53	Reed,Tricia	f	1	1	0	0	1	2	2*	2	4	3*	3	1	0	1*	0	11
45	Morris,Jenny	c	1	2	0	0	0	0	1	0	1	3*	2	0	0	0	0	9
23	Houston,Rashmi	g	3	5	1*	2*	0	0	0	4*	4	3*	7	1	2	0	1*	10
25	Harney,Monica	g	1	4	0	0	1	2	0	1	1	1	3	2*	3*	0	0	16
10	McCormack,Nash		0	0	0	0	0	0	0	0	0	0	0	0	0	0	0	0
12	Gibbons,April		0	0	0	0	0	0	0	0	0	0	0	0	0	0	0	0
14	Howell,Amanda		0	0	0	0	0	0	0	0	0	0	0	0	0	0	0	0
15	Kirk,Meredith		0	0	0	0	0	0	0	0	0	0	0	0	0	0	0	0
20	Bass,Haley		0	0	0	0	0	0	0	0	0	0	0	0	0	0	0	0
21	Benson,LiTisha		2	5	0	0	0	0	0	0	0	1	4	0	1	0	0	12
31	Wiser,Nicki		0	0	0	0	0	0	0	0	0	0	0	0	0	0	0	0
33	Rich,Mitzi		0	0	0	0	0	0	0	0	0	0	0	0	0	0	0	0
41	Simington,Sheree		0	0	0	0	0	0	0	0	0	0	0	0	1	0	0	6
44	Case,Selicia		0	0	0	0	0	0	0	0	0	0	0	0	0	0	0	0
	Team Totals								0	0	0				8			
	TOTALS		12	25	1	2	5	8	5	10	15	11	30	4	8	1	1	80

Deadball Rebounds: 1, 0: 1

Tot FG %:	1st Half:	12-25	.480	2nd Half:	0- 0	.000	Game:	.480
3-Pt FG %:	1st Half:	1- 2	.500	2nd Half:	0- 0	.000	Game:	.500
FT % :	1st Half:	5- 8	.625	2nd Half:	0- 0	.000	Game:	.625

* - Denotes high in that category

GCHS: largest lead: 9 No. of leads: 2
LAHS: largest lead: 11 No. of leads: 4

Lead Changes: 0 No. of Ties: 5

	1	2	H
Livingston	15	24	39
Giles County	23	7	30

1985 Class AAA State Girls' Basketball Tournament

March 6 - March 9, 1985 · Middle Tennessee State University - Murfreesboro

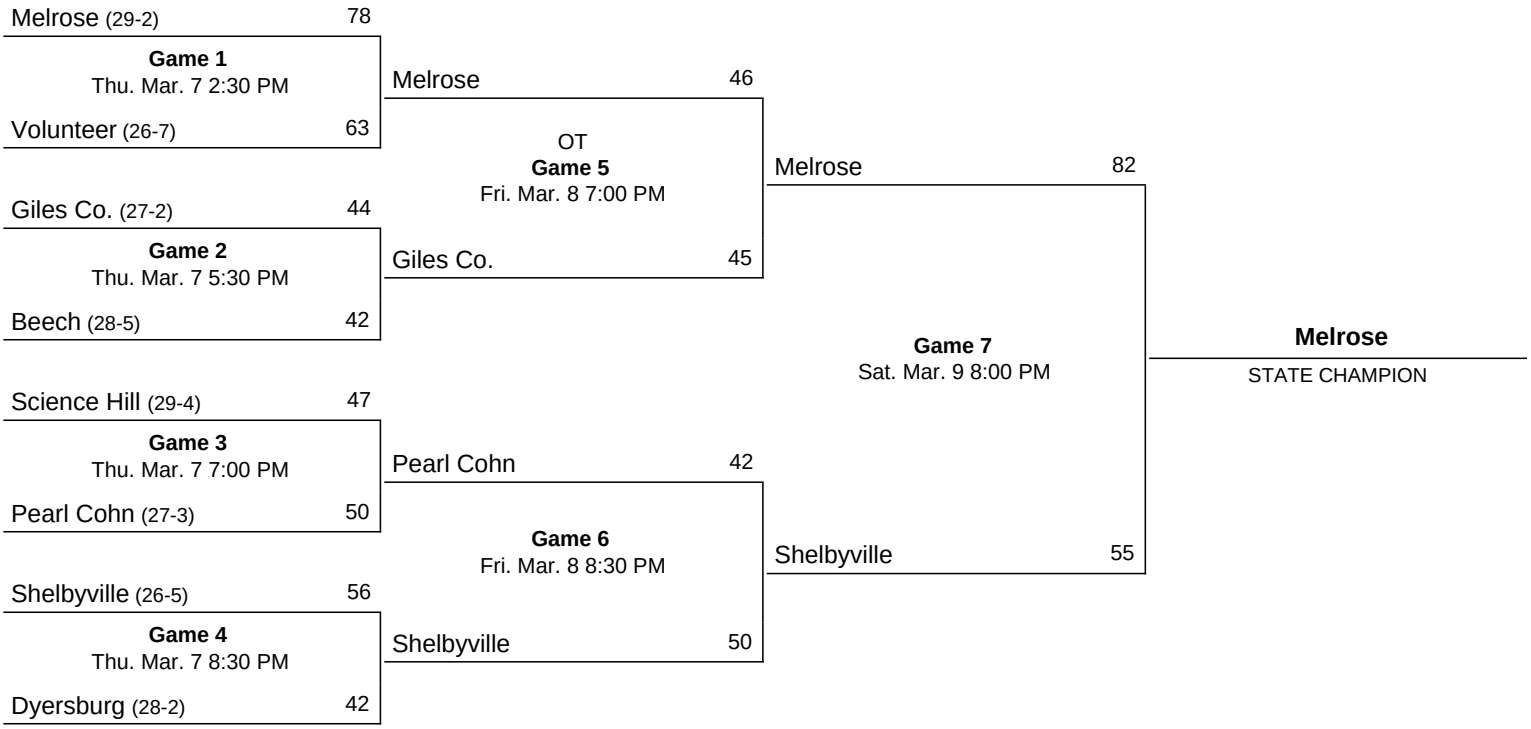

OFFICIAL NCAA BASKETBALL BOX SCORE

Date 3-7-85 Site MTSU

VISITORS (Last Name, First) (22-1) — FINAL —

No.	GILES CO.		FG	FGA	FT	FTA	REB	PF	TP	MIN	A	TO	BLK	S
10	THERESA GIVENS	f	3	8	3	6	5	0	9					
51	SHONDA REYNOLDS	f	4	8	0	2	9	3	8					
11	SHEILA FROST	c	7	14	0	1	3	3	14					
33	CELIA JONES	g	4	9	2	4	3	3	11					
44	KAREN HUGHES	g	1	4	0	1	2	2	2					
35	SALLY INGRAM		0	0	0	0	0	0	0					
4	CANDY MYLES		0	1	0	0	1	1	0					
	TEAM REBOUNDS (Included in Totals)													
	TOTALS		19	44	5	14	23	12	44					

FG %: 1st Half .444 2nd Half (7-17) .412 Game (19-44) .432

FT %: 1st Half .160 2nd Half (4-8) .500 Game (5-14) .3857 Deadball Rebounds 1

HOME ~~(28-6)~~ (22-5)

No.	BEECH		FG	FGA	FT	FTA	REB	PF	TP	MIN	A	TO	BLK	S
30	KORI GOURLEY	f	2	6	5	6	6	5	9					
33	MICHELLE TERRELL	f	2	5	1	4	3	3	5					
25	NANCY RUSSELL	c	6	14	0	2	5	1	12					
20	PAIGE ROBERTS	g	4	11	2	2	2	4	10					
22	KELLYN KEMP	g	3	5	0	0	4	0	6					
44	LEAH LEWIS		0	0	0	0	1	0	0					
50	MELODIE CROOK		0	1	0	0	4	0	0					
	TEAM REBOUNDS (Included in Totals)													
	TOTALS		17	42	8	14	25	13	42					

FG %: 1st Half .420 2nd Half (7-17) .412 Game (17-42) .405

FT %: 1st Half .670 2nd Half ~~(17-42)~~ (0-2) 0 Game (8-14) .571 Deadball Rebounds —

OFFICIALS: KEN EVERETTE / STEVE WINNETTE

Technical Fouls:

Attendance

Copyright 1983 National Collegiate Athletic Association

SCORE BY PERIODS	1st H.		2nd H.		OT	OT	FINAL
GILES CO.	17	8	4	15			44
BEECH	12	16	4	10			42

FFICIAL NCAA BASKETBALL BOX SCORE

Date 03/07/85 Site MTSU

ISITORS (Last Name, First) — -HALFTIME-

o.	GILES COUNTY		FG	FGA	FT	FTA	REB	PF	TP	MIN	A	TO	BLK	S
0	GIVENS, THERSEA	f	2	3	0	2	5	0	4					
1	REYNOLDS, SHONDA	f	3	7	0	2	6	2	6					
1	FROST, SHEILA	c	5	9	0	0	2	3	10					
3	JONES, CELIA	g	2	4	1	1	2	3	5					
4	HUGHES, KAREN	g	0	3	0	1	2	2	0					
5	~~OWENS~~, INGRAM, SALLY		0	0	0	0	0	0	0					
4	MYLES, CANDY		0	1	0	0	1	1	0					
	TEAM REBOUNDS (Included in Totals)													
	TOTALS		12	27	1	6	18	11	25					

FG %: 1st Half .444 2nd Half ____ Game ____ Deadball Rebounds 1

FT %: 1st Half .166 2nd Half ____ Game ____

OME

o.	BEECH		FG	FGA	FT	FTA	REB	PF	TP	MIN	A	TO	BLK	S
30	GOURLEY, KORI	f	1	3	5	6	3	1	7					
33	TERRELL, MICHELLE	f	2	3	1	2	2	3	5					
35	RUSSELL, NANCY	c	4	9	0	2	4	0	8					
20	ROBERTS, PAIGE	g	1	5	2	2	1	2	4					
22	KEMP, KELLYN	g	2	4	0	0	3	0	4					
44	LEWIS, Leah		0	0	0	0	1	0	0					
	TEAM REBOUNDS (Included in Totals)													
	TOTALS		10	24	8	12	15	6	28					

FG %: 1st Half .420 2nd Half ____ Game ____ Deadball Rebounds ____

FT %: 1st Half .670 2nd Half ____ Game ____

OFFICIALS: KEN EVERETTE / STEVE WINNETTE

Technical Fouls: ____

Attendance ____

Copyright 1983 National Collegiate Athletic Association

SCORE BY PERIODS	1st H.	2nd H.	OT	OT	FINAL
GILES CO.	17	8			
BEECH	12	16			

OFFICIAL NCAA BASKETBALL BOX SCORE Date [illegible] Site [illegible]

VISITORS (Last Name, First) RECORD (28-3) -FINAL-

No.	GILES CO.		FG	FGA	FT	FTA	REB	PF	TP	MIN	A	TO	BLK	S
44	KAREN HUGHES	f	1	2	0	1	1	3	2					
51	SHONDA REYNOLDS	f	2	4	0	0	8	2	4					
11	SHEILA FROST	c	7	13	6	13	10	5	20					
10	THERESA GIVENS	g	2	4	0	0	5	1	4					
33	CELIA JONES	g	6	12	3	3	3	2	15					
35	SALLY INGRAM		0	0	0	0	0	0	0					
	TEAM REBOUNDS (Included in Totals)						3							
	TOTALS		18	35	9	17	30	13	45					

FG %: 1st Half .400 (6-15) 2nd Half ~~.571~~ .600 (12-20) Game .514

FT %: 1st Half .571 (4-7) 2nd Half .500 (5-10) Game .529

Deadball Rebounds 2

HOME RECORD (31-2)

No.	MELROSE		FG	FGA	FT	FTA	REB	PF	TP	MIN	A	TO	BLK	S
4	PAM FALKNER	f	1 ~~2~~	~~3~~ 4	1	1	3	3	3					
22	ARETHA FASON	f	1	2	0	1	5	4	2					
30	CARLA DUNCAN	c	4	7	2	4	7	4	10					
12	STELLA CANNON	g	7	17	5	8	0	1	19					
44	KAREN DAVIS	g	6	14	0	0	2	4	12					
	TEAM REBOUNDS (Included in Totals)		19				2							
	TOTALS		~~23~~	44	8	14	19	16	46					

FG %: 1st Half .385 (10-26) 2nd Half .500 (9-18) Game .438

FT %: 1st Half .667 (2-3) 2nd Half .545 (6-11) Game .571

Deadball Rebounds

OFFICIALS: GENE MENEESE / ERNEST JONES

Technical Fouls:

Attendance

Copyright 1983 National Collegiate Athletic Association

SCORE BY PERIODS	1st H.		2nd H.		OT	OT	FIN
GILES CO.	6	10	11	10	8		4
MELROSE	13	9	8	7	9		4

OFFICIAL NCAA BASKETBALL BOX SCORE Date [illegible] Site [illegible]

VISITORS (Last Name, First) HALFTIME

No.	GILES CO.		FG	FGA	FT	FTA	REB	PF	TP	MIN	A	TO	BLK	S
44	KAREN HUGHES	f	0	0	0	0	0	2	0					
51	SHONDA REYNOLDS	f	1	2	0	0	3	0	2					
11	SHEILA FROST	c	1	6	4	7	7	2	6					
10	THERESA GIVENS	g	1	2	0	0	3	0	2					
33	CELIA JONES	g	3	5	0	0	2	0	6					
	TEAM REBOUNDS (Included in Totals)						1							
	TOTALS		6	15	4	7	16	4	16					

FG %: 1st Half .400 2nd Half _____ Game _____ Deadball Rebounds 1

FT %: 1st Half .571 2nd Half _____ Game _____

HOME

No.	MELROSE		FG	FGA	FT	FTA	REB	PF	TP	MIN	A	TO	BLK	S
4	PAM FALKNER	f	2	3	1	1	2	1	5					
22	ARETHA FASON	f	0	1	0	0	2	3	0					
30	CARLA DUNCAN	c	0	3	0	0	3	1	0					
12	STELLA CANNON	g	5	11	1	2	0	1	11					
44	KAREN DAVIS	g	3	8	0	0	2	1	6					
	TEAM REBOUNDS (Included in Totals)						1							
	TOTALS		10	26	2	3	10	7	22					

FG %: 1st Half .385 2nd Half _____ Game _____ Deadball Rebounds 1

FT %: 1st Half .6667 2nd Half _____ Game _____

OFFICIALS: GENE MENEESE / ERNEST JONES

Technical Fouls: _____

Attendance _____

Copyright 1983 National Collegiate Athletic Association

SCORE BY PERIODS	1st H.	2nd H.	OT	OT	FINA
GILES CO.	6	10			
MELROSE	13	9			

1982 Class AA State Girls' Basketball Tournament

March 10 - March 13, 1982 · Middle Tennessee State University - Murfreesboro

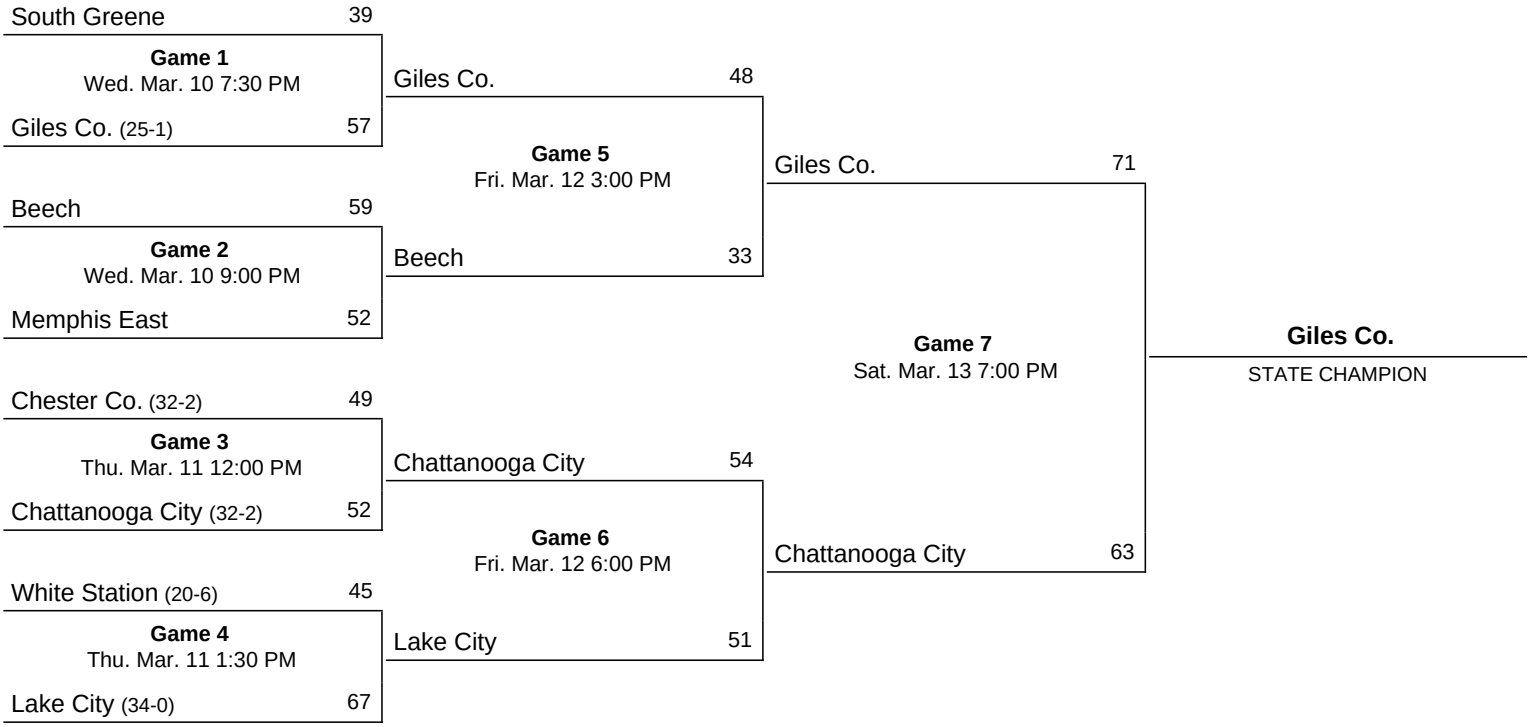

AA

FFICIAL NCAA BASKETBALL BOX SCORE

Date 3-10-82 Site Murfreesboro, Tn.

ISITORS (Last Name, First)

No.	South Greene		FG	FGA	FT	FTA	REB	PF	TP	A	TO	BLK	S	MIN
24	Beth Parham	f	5	19	0	0	4	4	10	0	2	1	0	
50	Terrie Neas	f	4	8	1	1	3	2	9	0	1	0	0	
14	Cindy Ray	c	0	9	2	4	1	4	2	0	0	1	0	
0	Lisa Brantley	g	3	14	1	2	4	1	7	0	3	0	3	
22	Deanna Bowers	g	0	1	0	0	4	0	0					
2	Penny Gunter		2	4	3	3	0	0	7	0	0	0	1	
0	Rita Jones													
0	Tammy Coarley													
2	Teresa Brantley		1	3	0	0	3	3	2					
34	Lisa Johnson													
0	Laura Woods		1	1	0	0	2	0	2					
22	Kim Breeden													
	TEAM REBOUNDS (Included in Totals)						1							
	TOTALS		16	59	7	10	34	15	39	0	6	2	4	

FG %: 1st Half 5-25-20.0 2nd Half _____ Game 16-59-27.1 Deadball Rebounds 1

FT %: 1st Half 0-1-.000 2nd Half _____ Game 7-10-70.0

OME

No.	Giles County		FG	FGA	FT	FTA	REB	PF	TP	A	TO	BLK	S	MIN
4	Tammy Gilbert	f	9	10	2	5	11	3	20	2	2	0	0	
5	Lisa Potts	f	4	10	1	3	6	2	9	1	2	0	2	
1	Shelia Frost	c	6	8	1	3	8	1	13	0	2	5	0	
5	Janice Owens	g	0	4	1	2	5	1	1	4	0	0	0	
5	Brenda Randolph	g	4	10	1	2	4	1	9	3	1	0	1	
0	Tamara Givens													
5	Bernetta Houston						1			0	1	0	0	
4	Priscilla Holt		0	0	0	1	1	1	0	1	0	0	0	
3	Sharon Gilbert			1						0	1	0	0	
4	Sara Wakefield		0	2	1	2	0	0	1	0	1	0	0	
5	Ronda Angus									1	0	0	0	
3	Tammy Ingram		2	4	0	0	1	1	4					
	TEAM REBOUNDS (Included in Totals)						5							
	TOTALS		25	49	7	18	42	11	51	12	10	5	3	

FG %: 1st Half 12-22-54.5 2nd Half _____ Game 25-49-51.0 Deadball Rebounds 4

FT %: 1st Half 2-2-100.0 2nd Half _____ Game 7-18-38.9

FFICIALS: Sidney Bunch, David Sikes

echnical Fouls: _____

ttendance 1,000

©by National Collegiate Athletic Association 1981

SCORE BY PERIODS	1st H.	2nd H.	3rd	4th	FINAL
South Greene	6	11	22	39	39
Giles Co.	12	28	44	57	57

5

National Collegiate Athletic Association

QUICKIE BASKETBALL STATISTICS

First Half — Second Half — Final

(Circle one)

	South Greene (Visitors)	Giles County (Home)
Team: Score	11	28
Field Goals (Made/Att./Pct.)	5-25 -20.0	12-22 -54.5
Free Throws (Made/Att./Pct.)	0-1 -.000	2-2 -1000
Rebounds	12	19
Fouls	5	5

Individual: Scoring Leaders	Parham-6	Frost-9
	Brantley-5	Gilbert-8
		Randolph-6
Rebounding Leaders	Parham-3	Gilbert-5
		Frost-4
		Potts-4
Three or More Fouls		

Shot Chart

Team Giles County — Team South Greene

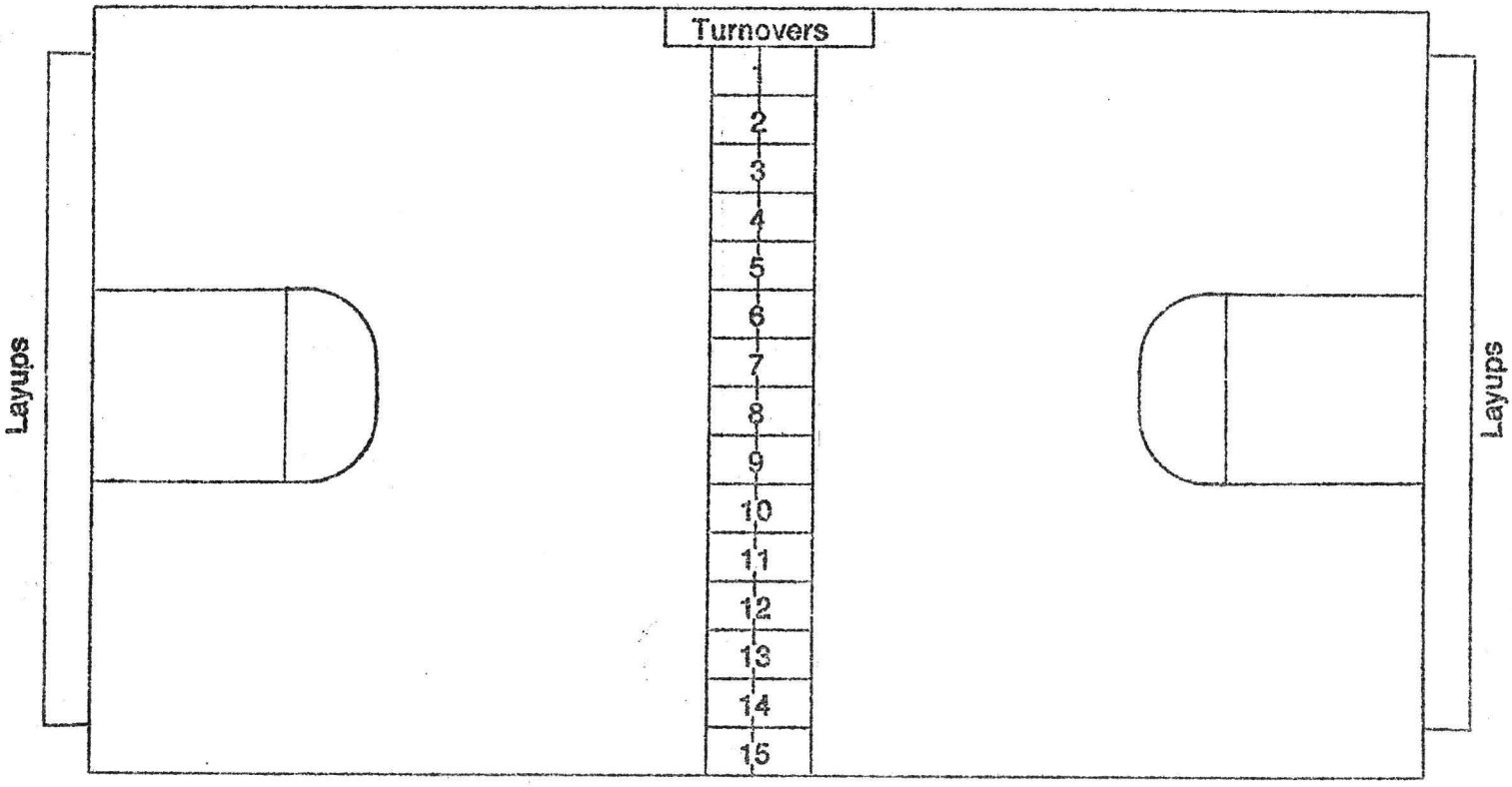

Copyright 1981 National Collegiate Athletic Association

AA

OFFICIAL NCAA BASKETBALL BOX SCORE

Date 3-12-82 Site Murfreesboro, TN.

VISITORS (Last Name, First)

No.	Beech		FG	FGA	FT	FTA	REB	PF	TP	A	TO	BLK	S	MIN
10	Dana Turner	f	5	12	8	10	4	5	18	0	2	5	0	
20	Shelby Beckner	f	0	8	0	2	7	2	0	3	2	0	1	
30	Beth Boswell	c	0	2	0	0	5	1	0	2	1	0	0	
12	Pam Holt	g.	0	0	0	2	1	2	0	1	3	0	0	
34	Tammy Staten	g	6	14	1	2	8	5	13	0	0	0	0	
25	Shonda Gregory		0	0	0	0	1	0	0	0	1	0	0	
33	Rhonda Fisher		0	0	0	0	0	1	0					
22	Kim Mooney													
35	Alicia Patterson		0	0	0	0	1	0	0					
44	Cindy White		0	1	0	0	0	0	0					
45	Jill Turner		0	1	2	2	1	2	2					
14	Tracy Billingsly													
	TEAM REBOUNDS (Included in Totals)						2							
	TOTALS		11	38	11	18	30	19	33	6	9	5	1	

FG %: 1st Half 7-23- 30.4 2nd Half 4-15-26.7 Game 11-38- 28.9

FT %: 1st Half 3-8- 37.5 2nd Half 8-10- 80.0 Game 11-18- 61.1

Deadball Rebounds 0

HOME

No.	Giles County		FG	FGA	FT	FTA	REB	PF	TP	A	TO	BLK	S	MIN
14	Tommy Gilbert	f	2	13	0	0	9	5	4	2	1	0	0	
53	Tammy Ingram	f	0	2	0	0	5	1	0	0	0	0	0	
55	Lisa Potts	c	6	8	2	2	4	1	14	0	1	0	1	
35	Brenda Randolph	g	3	7	1	3	3	3	7	5	1	0	0	
44	Sara Wakefield	g	0	0	0	0	0	0	0	0	0	0	0	
10	Tamara Givens		0	0	0	0	1	0	0					
15	Bernetta Houston													
25	Janice Owens		3	7	5	8	3	0	11	2	2	0	0	
45	Ronda Angus													
43	Sharon Gilbert													
41	Priscilla Holt		0	1	1	3	0	0	1					
11	Shelia Frost		4	6	3	5	9	4	11	0	2	0	0	
	TEAM REBOUNDS (Included in Totals)						4							
	TOTALS		18	44	12	21	38	14	48	9	7	0	1	

FG %: 1st Half 10-26- 38.5 2nd Half 8-18-44.4 Game 18-44- 40.9

FT %: 1st Half 6-8- 75.0 2nd Half 6-13-46.1 Game 12-21-57.1

Deadball Rebounds 1

OFFICIALS: Bobby Heatherly, Dennis Dockins

Technical Fouls: none

Attendance 1200

©by National Collegiate Athletic Association 1981

SCORE BY PERIODS	1st H.	2nd H.	3rd	4th	FINAL
Beech	7	17	28	33	33
Giles County	14	26	35	48	48

15

National Collegiate Athletic Association

QUICKIE BASKETBALL STATISTICS

First Half | Second Half | Final

(Circle one)

	Beech (Visitors)	Giles County (Home)
Team: Score	17	26
Field Goals (Made/Att./Pct.)	7-23-30.4	10-26-38.5
Free Throws (Made/Att./Pct.)	3-8-37.5	6-8-75.0
Rebounds	17	22
Fouls	8	8

Individual: Scoring Leaders	D. Turner-10	Owens-8
	Staten-7	Potts-6
Rebounding Leaders	Staten-5	Gilbert-7
	Becker-4	Frost-5
		Potts-4
Three or More Fouls		Frost-3
		Gilbert-3

Shot Chart

Team Giles County

Team Beech

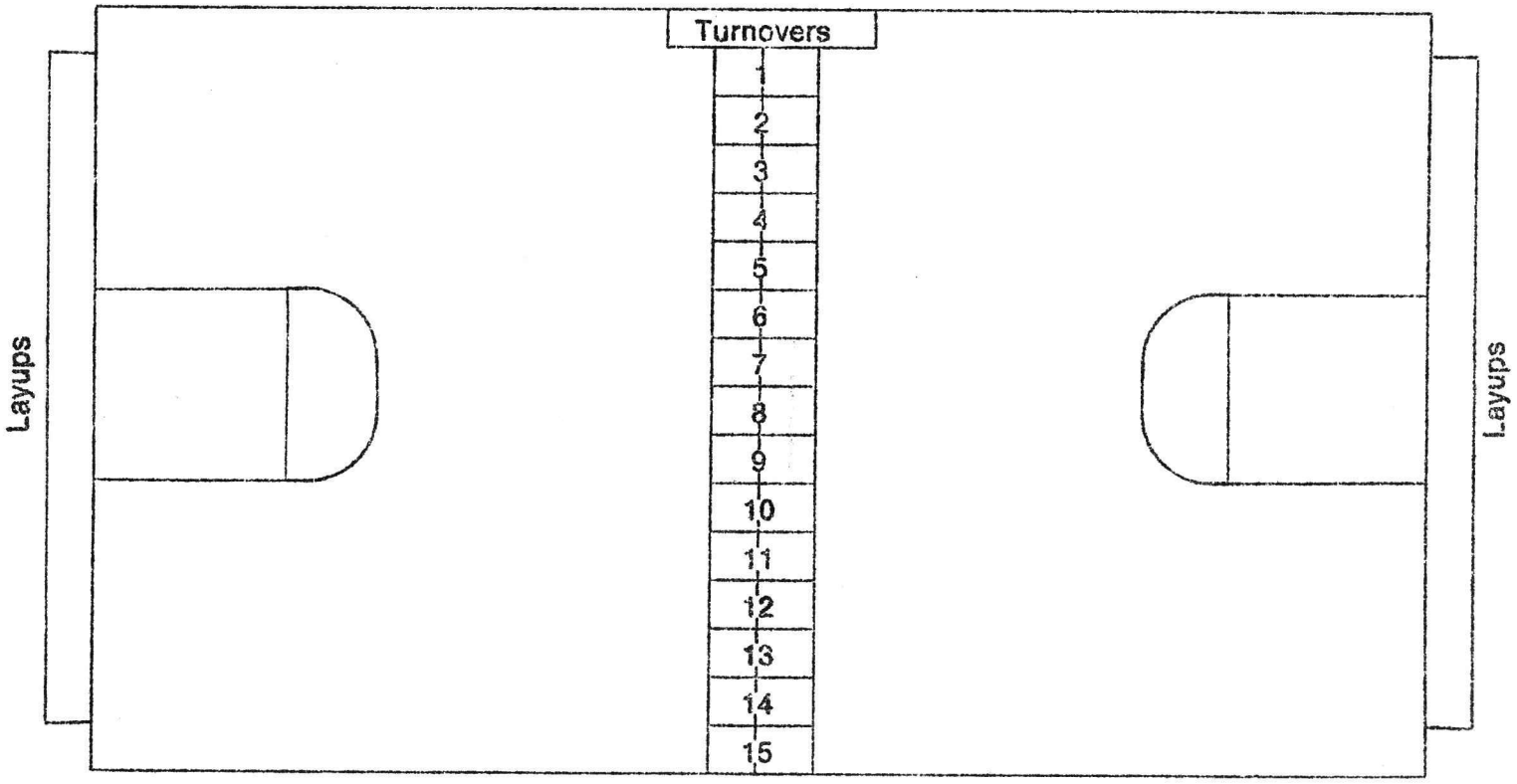

Copyright 1981 National Collegiate Athletic Association

OFFICIAL NCAA BASKETBALL BOX SCORE

Date 3-13-82 Site Murfreesboro, TN

VISITORS (Last Name, First)

No.	Giles County		FG	FGA	FT	FTA	REB	PF	TP	A	TO	BLK	S
14	Tammy Gilbert	f	2	7	2	2	10	3	6	3	5	0	0
53	Tammy Ingram	f	0	0	0	0	0	0	0	0	0	0	0
55	Lisa Potts	c	7	10	6	6	1	1	20	2	2	0	0
35	Brenda Randolph	g	2	10	2	3	3	3	6	12	3	0	0
44	Sara Wakefield	g											
10	Tamara Givens												
15	Bernetta Houston												
25	Janice Owens		3	9	3	6	4	1	9	3	1	0	0
45	Rhonda Angus												
43	Sharon Gilbert												
41	Priscilla Holt												
11	Shelia Frost		13	14	4	7	14	2	30	0	0	1	0
	TEAM REBOUNDS (Included in Totals)						3						
	TOTALS		27	50	17	24	35	10	71	20	11	1	0

FG %: 1st Half 15-27-55.6 2nd Half 12-23-52.2 Game 27-50-54.0

FT %: 1st Half 4-7-57.1 2nd Half 13-17-76.5 Game 17-24-70.8

Deadball Rebounds 1

HOME

No.	Chattanooga City		FG	FGA	FT	FTA	REB	PF	TP	A	TO	BLK	S
14	Sharon Fortson	f											
20	Cassandra Carr	f											
22	Darlene Killebrew	c											
23	Angela Fletcher	g	6	12	1	2	5	3	13	0	1	2	0
24	Veda Eppinger	g	2	5	1	3	4	3	5	0	0	0	1
25	Angela Jordan		1	2	0	0	2	1	2	1	2	0	0
31	Tara Jennings		1	1	0	0	3	5	2	2	1	0	2
32	Rhonda Mikes		16	25	2	4	1	4	34	2	2	1	1
34	Andrea Steele												
40	Kim Bush		3	9	1	4	7	4	7	0	1	0	0
42	Lisa Taylor												
44	Darlisa Wynn												
	TEAM REBOUNDS (Included in Totals)						2						
	TOTALS		29	54	5	13	27	20	63	5	7	3	4

FG %: 1st Half 13-25-52.0 2nd Half 16-29-55.2 Game 29-54-53.7

FT %: 1st Half 3-6-50.0 2nd Half 2-7-28.6 Game 5-13-38.5

Deadball Rebounds 0

OFFICIALS: Sidney Bunch, James Bennett

Technical Fouls: none

Attendance 8,500

©by National Collegiate Athletic Association 1981

SCORE BY PERIODS

	1st H.	2nd H.	3rd	4th	FIN
Giles County	20	14	12	25	7
Chatt. City	13	16	13	21	6

20

National Collegiate Athletic Association

QUICKIE BASKETBALL STATISTICS

First Half | Second Half | Final

(Circle one)

	Giles Co. (Visitors)	Chattanooga City (Home)
Team: Score	34	29
Field Goals (Made/Att./Pct.)	15 – 27 – 55.6	13 – 25 – 52.0
Free Throws (Made/Att./Pct.)	4 – 7 – 57.1	3 – 6 – 50.0
Rebounds	15	15
Fouls	4	1

Individual: Scoring Leaders	Potts – 12	Fletcher – 9
	Frost – 12	Mikes – 9
Rebounding Leaders	Gilbert – 6	Fletcher – 4
	Frost – 4	
Three or More Fouls		Bush – 3

Shot Chart

Team Giles Co.

Team Chattanooga City

Turnovers

1
2
3
4
5
6
7
8
9
10
11
12
13
14
15

Gilbert – 4
Potts – 12
Owens – 6
Frost – 12

Fletcher – 9
Eppinger – 2
Jordan – 2
Jennings – 2
Mikes – 9
Bush – 5

Layups

Layups

Copyright 1981 National Collegiate Athletic Association

1981 Class AA State Girls' Basketball Tournament

March 11 - March 14, 1981 · Middle Tennessee State University - Murfreesboro

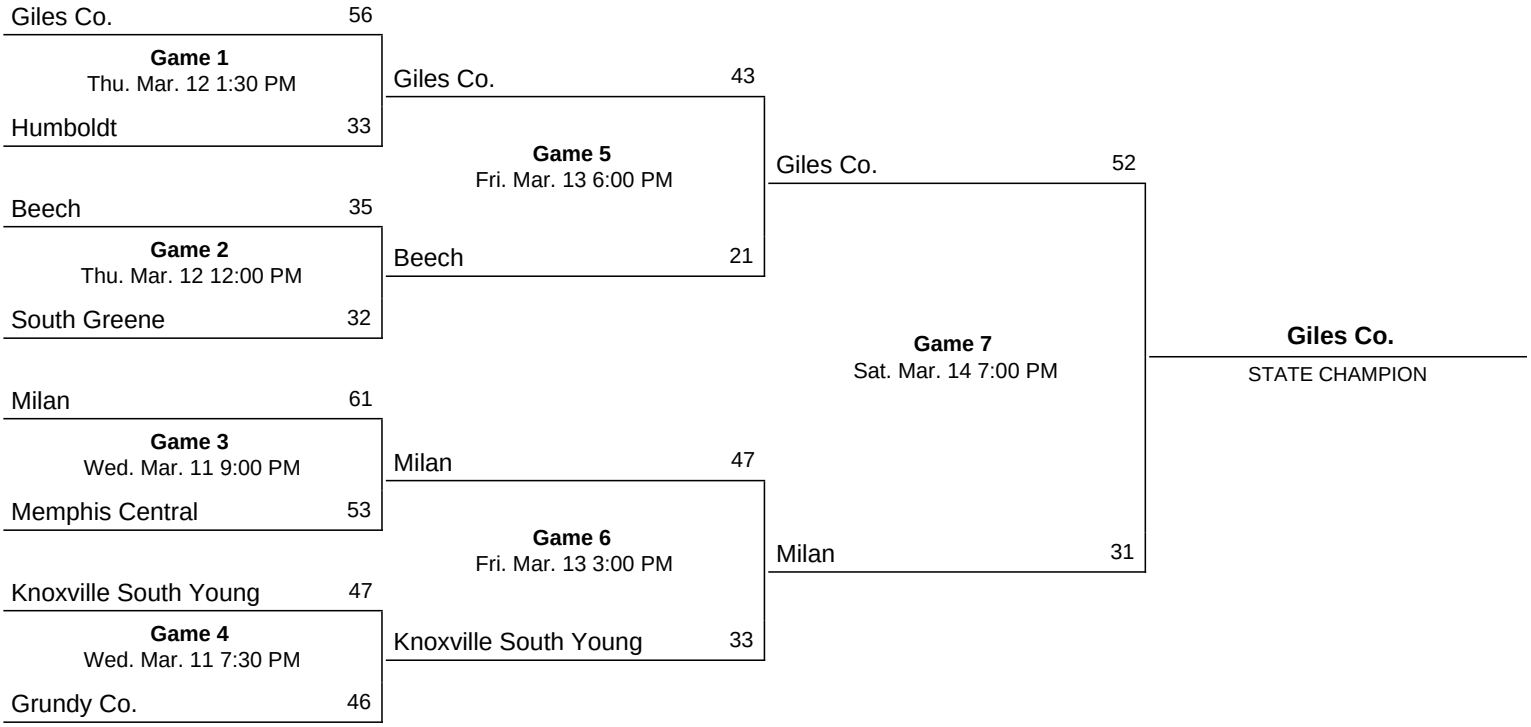

AA

8

OFFICIAL NCAA BASKETBALL BOX SCORE

Date 3-12-81 Site M'boro

VISITORS (Last Name, First)

No.	Humboldt		FG	FGA	FT	FTA	REB	PF	TP	A	TO	BLK	S	MIN
55	Carla Jones	f	3	5	5	6	2	0	11					
45	Tee Scarbrough	f	2	5	0	1	1	3	4					
23	Rita Perry	c	0	0	1	3	2	2	1					
33	Kathy Cunningham	g	4	9	0	0	3	3	8					
12	Tammie Porter	g	2	10	0	0	6	4	4					
31	Gwen Hunt			2			1							
50	Jill White		0	2	0	1	2	0	0					
34	Gladys Shirley		2	3	1	2	1	0	5					
15	Hubbard							1						
	TEAM REBOUNDS (Included in Totals)						4							
	TOTALS		13	36	7	13	22	13	33					

FG %: 1st Half 33 % 2nd Half _____ Game 36.1 % Deadball

FT %: 1st Half 0 % 2nd Half _____ Game 53.8 % Rebounds _____

HOME

No.	Giles County		FG	FGA	FT	FTA	REB	PF	TP	A	TO	BLK	S	MIN
10	Mae White	f	4	7	2	2	5	0	10					
14	Tammy Gilbert	f	6	11	0	2	6	4	12					
35	Brenda Randolph	c	7	12	8	9	2	3	22					
55	Lisa Potts	g	4	7	2	2	1	1	10					
31	Marsha McCree	g	0	0	2	2	9	4	2					
25	Janice Owens			1										
33	Shepard		0	0	0	1		0	0					
51	Bue		0		0	0		1	0					
53	Ingram		0		0	0		1	0					
12	Vernon						1							
	TEAM REBOUNDS (Included in Totals)						4							
	TOTALS		21	38	14	18	28	14	56					

FG %: 1st Half 54.5 % 2nd Half _____ Game 55.3 % Deadball

FT %: 1st Half 0 % 2nd Half _____ Game 77.8 % Rebounds _____

OFFICIALS: _____

Technical Fouls: _____

Attendance _____

©by National Collegiate Athletic Association 1978

SCORE BY PERIODS

	1st ~~H.~~ Q	2nd ~~H.~~ Q	3rd Q. ~~OT~~	4th Q ~~OT~~	FINAL
Humboldt	6	4	13	10	33
Giles Co.	14	10	12	20	56

AA

16

OFFICIAL NCAA BASKETBALL BOX SCORE

Date 13 MARCH '81 Site MURPHY CENTER

VISITORS (Last Name, First)

No.	GILES COUNTY (29-0)		FG	FGA	FT	FTA	REB	PF	TP	A	TO	BLK	S	MIN
10	MAE F. WHITE	f	6	9	2	2	2	2	14					
14	TAMMY GILBERT	f	4	8	0	0	4	2	8					
31	MARSHA McCREE	c	3	4	0	2	3	2	6					
35	BRENDA RANDOLPH	g	2	11	1	4	4	3	5					
55	LISA POTTS	g	3	4	0	0	0	3	6					
51	LORRIE BUE		0	0	1	2	0	0	1					
25	JANICE OWENS		0	1	2	2	0	0	2					
21	CONNIE WALKER		0	0	1	2	0	0	1					
45	DIANE ROSE		0	0	0	0	1	0	0					
33	DENA SHEPPARD		0	0	0	0	0	0	0					
	TEAM REBOUNDS (Included in Totals)						6							
	TOTALS		18	37	7	14	20	14	43					

FG %: 1st Half 48% 2nd Half ____ Game 48.6% Deadball Rebounds 2

FT %: 1st Half 25% 2nd Half ____ Game 50%

HOME

No.	BEECH (31-4)		FG	FGA	FT	FTA	REB	PF	TP	A	TO	BLK	S	MIN
10	DANA TURNER	f	3	13	2	4	5	3	8					
12	PAM HOLT	f	0	1	0	1	2	0	0					
20	SHELBY BECKER	c	1	7	0	0	7	0	2					
30	BETH BOSWELL	g	1	2	1	3	3	0	3					
34	TAMMY STATEN	g	2	5	0	0	2	1	4					
44	TRACEY TAYLOR		1	2	1	2	6	1	3					
35	ALICIA PATTERSON		0	0	1	2	0	0	1					
33	BEATY		0	0	0	0	0	1	0					
45	CLAIBORNE		0	0	0	0	0	2	0					
	TEAM REBOUNDS (Included in Totals)						7							
	TOTALS		8	30	5	12	32	8	21					

FG %: 1st Half 27% 2nd Half ____ Game 26.7% Deadball Rebounds 1

FT %: 1st Half 33% 2nd Half ____ Game 41.7%

OFFICIALS: SHORE, M. SMITH

Technical Fouls: ____

Attendance ____

©by National Collegiate Athletic Association 1976

SCORE BY PERIODS

	1st H.	2nd H.	3Q OT	4Q OT	FINAL
GILES Co.	16	9	12	6	43
BEECH	4	3	7	7	21

AA

20

OFFICIAL NCAA BASKETBALL BOX SCORE

Date 3-14-81 Site M'boro

VISITORS (Last Name, First)

No.	Giles County 30-0		FG	FGA	FT	FTA	REB	PF	TP	A	TO	BLK	S	MIN
10	Mae F. White	f	4	9	1	2	3	0	9					
14	Tammy Gilbert	f	5	15	0	0	5	2	10					
31	Marsha McCree	c	2	4	0	0	7	0	4					
35	Brenda Randolph	g	10	16	1	2	3	3	21					
55	Lisa Potts	g	3	4	0	0	0	1	6					
51	Lorrie Bue			0			0							
45	Diane Rose		0	1	0	0	1	1	0					
25	Janice Owens			0			0							
53	Tammy Ingram		1	1	0	2	1	0	2					
21	Connie Walker		0	1	0	0	0	0	0					
33	Dena Sheppard		0	1	0	0	0	0	0					
12	Lynette Vernon		0	0	0	0	1	0	0					
	TEAM REBOUNDS (Included in Totals)						2							
	TOTALS		25	56	2	6	23	7	52					

FG %: 1st Half 43.3% 2nd Half _____ Game 44.6%

FT %: 1st Half 50% 2nd Half _____ Game 33.3%

Deadball Rebounds 2

HOME

No.	Milan 24-4		FG	FGA	FT	FTA	REB	PF	TP	A	TO	BLK	S	MIN
52	Carol Smith	f	9	18	1	2	10	1	19					
20	Lisa Bryant	f	0	2	0	0	2	1	0					
32	Linda Williams	c	1	1	0	0	1	1	2					
34	Sally Fisher	g	0	1	0	0	4	1	0					
10	Janet Nowell	g	0	0	0	0	0	0	0					
40	Lorre Compton		3	5	0	0	3	4	6					
24	Debbie Hale		0	0	0	1	2	0	0					
22	Brenda Mallard		1	2	0	0	0	0	2					
54	Lisa Compton		1	1	0	0	1	0	2					
42	Scarlet Parkins		0	0	0	0	0	1	0					
50	Diane Jones		0	0	0	0	0	0	0					
	TEAM REBOUNDS (Included in Totals)						3							
	TOTALS		15	30	1	3	26	9	31					

FG %: 1st Half 36.4% 2nd Half _____ Game 50%

FT %: 1st Half 0% 2nd Half _____ Game 33.3%

Deadball Rebounds 1

OFFICIALS: Graves, Miller

Technical Fouls: _____

Attendance _____

©by National Collegiate Athletic Association 1976

SCORE BY PERIODS	1st ~~H.~~ Qr.	2nd ~~H.~~ Qr.	3rd Qr. ~~OT~~	4th Qr. ~~OT~~	FINAL
Giles Co.	19	8	14	11	52
Milan	6	2	10	13	31