East Robertson High School
Boys' Basketball
Cross Plains, TN

POSTSEASON HISTORY REPORT

GENERATED APRIL 19, 2024

Summary

Championship Record: 19-8
Appearances (14): 2023, 2022, 2020, 2006, 1993, 1992, 1989, 1988, 1987, 1986, 1984, 1983, 1982, 1976
Finals Appearances/Runners-up (6): 1983, 1987, 1988, 1989, 1992, 2022
Championships (5): 2022, 1989, 1988, 1987, 1983

Finals Appearances

Year	Class	Award	Detail
1983	Class A	Team Champions	(33-4)
1987	Class A	Team Champions	(36-1)
1988	Class A	Team Champions	(37-2)
1989	Class A	Team Champions	(34-4)
1992	Class A	Team Runner-Up	(26-7)
2022	Class 1A	Team Champions	(27-6)

Awards

Year	Award	Name	Class
1987	Mr. Basketball	Fitz Jones	Class A
1987	Most Valuable Player	Fitz Jones	Class A
1988	Most Valuable Player	Caruls Groves	Class A
1989	Mr. Basketball	Carlus Groves	Class A
1989	Most Valuable Player	Carlus Groves	Class A
1992	Most Valuable Player	David Woodard	Class A
1993	Mr. Basketball	David Woodard	Class A
2022	Most Valuable Player	Taylor Groves	Class 1A

2023 Class 1A State Boys' Basketball Tournament

March 15 - March 18, 2023 · MTSU - Murphy Center

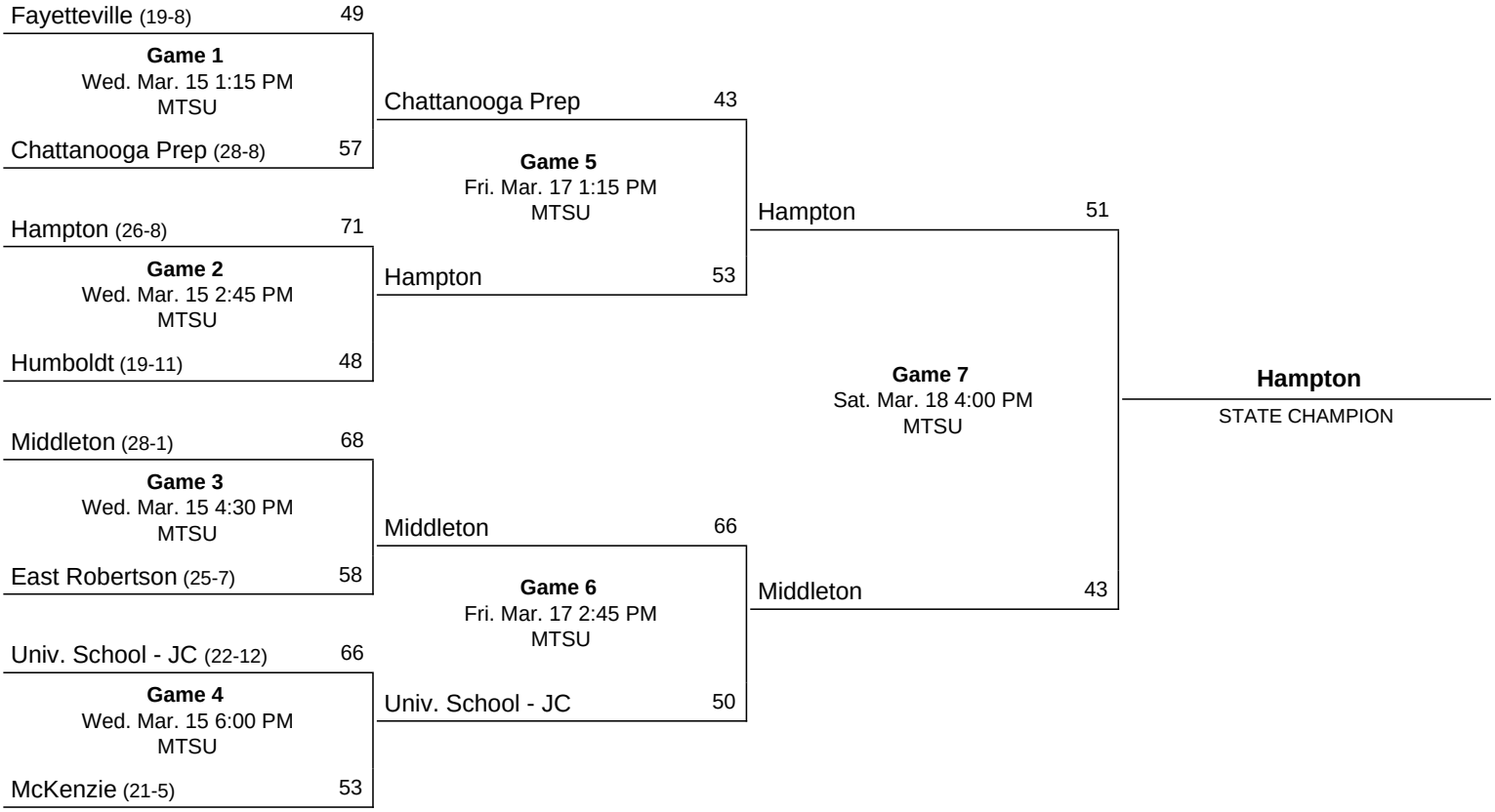

Official Basketball Box Score -- Game Totals -- Final Statistics

East Robertson vs Middleton

3/15/23 4:30 PM at Murphy Center (Murfreesboro, TN)

of Tennessee

East Robertson 58 • 25-8

##	Player		Total FG-FGA	3-Ptr FG-FGA	FT-FTA	Rebounds Off	Def	Tot	PF	TP	A	TO	Blk	Stl	Min
02	Groves, Isaiah	*	1-2	1-2	0-0	1	1	2	5	3	1	1	0	0	19
03	Groves, Elijah	*	7-21	0-5	11-18	4	3	7	4	25	3	5	0	1	32
04	Groves, Tashaun	*	1-5	1-2	2-4	0	1	1	5	5	2	3	0	0	16
10	Craig, Carson	*	5-12	3-7	0-1	1	6	7	3	13	1	3	1	0	30
11	Eidson, Mason	*	0-2	0-2	0-0	0	1	1	1	0	0	1	1	0	25
15	Jones, Braden		0-0	0-0	0-0	0	0	0	1	0	1	0	0	0	3
21	Prince, Zech		4-5	0-0	4-5	3	4	7	1	12	0	1	2	0	25
32	Smith, Jordan		0-0	0-0	0-0	1	0	1	1	0	1	0	0	0	9
42	Luckett, Mac		0-0	0-0	0-0	0	0	0	0	0	0	0	0	0	1
	Team					2	1	3							
	Totals		18-47	5-18	17-28	12	17	29	21	58	9	14	4	1	160

	1st		2nd		3rd		4th		Game		Deadball Rebounds
1st - FG %:	4-11	36.4%	4-11	36.4%	4-11	36.4%	6-14	42.9%	18-47	38.3%	
3FG %:	1-2	50.0%	1-5	20.0%	0-4	0.0%	3-7	42.9%	5-18	27.8%	
FT %:	0-0	0.0%	3-5	60.0%	3-6	50.0%	11-17	64.7%	17-28	60.7%	6

Middleton 68 • 29-1

##	Player		Total FG-FGA	3-Ptr FG-FGA	FT-FTA	Rebounds Off	Def	Tot	PF	TP	A	TO	Blk	Stl	Min
01	Warren, Cory	*	7-13	1-2	5-7	1	2	3	1	20	2	3	0	1	31
11	Allen, Kievian	*	0-1	0-0	4-4	0	0	0	5	4	3	1	0	1	10
15	Mitchell, Taquinis	*	0-1	0-0	1-2	0	2	2	5	1	0	2	0	0	17
23	Robinson, Roderick	*	10-17	0-1	3-5	3	7	10	4	23	4	5	1	1	27
35	Young, Dantez	*	4-7	0-0	0-0	3	7	10	4	8	0	1	3	1	32
05	Smith, Tamarcus		1-3	0-0	2-4	1	2	3	2	4	2	0	0	0	18
21	Stewart, Jordan		3-5	2-2	0-0	0	0	0	5	8	1	2	0	2	20
25	Holmes, Kaleb		0-0	0-0	0-0	0	0	0	0	0	0	0	0	0	5
	Team					1	1	2							
	Totals		25-47	3-5	15-22	9	21	30	26	68	12	14	4	6	160

	1st		2nd		3rd		4th		Game		Deadball Rebounds
1st - FG %:	7-11	63.6%	6-11	54.5%	5-11	45.5%	7-14	50.0%	25-47	53.2%	
3FG %:	2-2	100.0%	0-0	0.0%	1-3	33.3%	0-0	0.0%	3-5	60.0%	
FT %:	1-3	33.3%	0-1	0.0%	2-2	100.0%	12-16	75.0%	15-22	68.2%	3,1

Officials: Toby Frierson, Charles White, Randall French
Technical fouls: East Robertson-None. Middleton-None.
Attendance:

Score by periods	1st	2nd	3rd	4th	Total
East Robertson	9	12	11	26	58
Middleton	17	12	13	26	68

Points	In Paint	Off T/O	2nd Chance	Fast Break	Bench
EROB	22	8	7	4	12
MIDDLT	38	15	6	4	12

Last FG - EROB 4th-00:03, MIDDLTN 4th-00:11.
Largest lead - EROB None, MIDDLTN by 13 4th-00:24.
EROB led for 00:00. MIDDLTN led for 30:29. Game was tied for 01:31.

Score tied - 2 times.
Lead changed - 0 times.

East Robertson vs Middleton
3/15/23 4:30 PM at Murphy Center (Murfreesboro, TN)
1st PERIOD Play-by-Play (Page 1)

Time	Score	Margin	HOME/VISITOR
07:49			MISSED JUMPER by Groves, Elijah
07:49			REBOUND (DEF) by Young, Dantez
07:42			MISSED JUMPER by Robinson, Roderick
07:42			REBOUND (DEF) by Craig, Carson
07:22			TURNOVR by Groves, Elijah
07:19			STEAL by Robinson, Roderick
07:19			FOUL by Groves, Elijah (P1T1)
06:56	3-0	H 3	GOOD! 3 PTR by Warren, Cory
06:56			ASSIST by Robinson, Roderick
06:35			MISSED JUMPER by Groves, Elijah
06:35			REBOUND (DEF) by Young, Dantez
06:25	5-0	H 5	GOOD! JUMPER by Warren, Cory
06:14			FOUL by Allen, Kievian (P1T1)
06:06			FOUL by Groves, Tashaun (P1T2)
06:06			TURNOVR by Groves, Tashaun
05:59			FOUL by Mitchell, Taquinis (P1T2)
05:59			TURNOVR by Mitchell, Taquinis
05:53			TURNOVR by Groves, Tashaun
05:32			TURNOVR by Young, Dantez
05:15			MISSED LAYUP by Groves, Elijah
05:15			REBOUND (DEF) by Robinson, Roderick
05:08			FOUL by Robinson, Roderick (P1T3)
05:08			TURNOVR by Robinson, Roderick
05:00			FOUL by Allen, Kievian (P2T4)
04:47	5-2	H 3	GOOD! LAYUP by Groves, Elijah [PNT]
04:47			ASSIST by Craig, Carson
04:35			FOUL by Groves, Tashaun (P2T3)
04:35			SUB IN : Smith, Tamarcus
04:35			SUB OUT: Allen, Kievian
04:13			MISSED JUMPER by Robinson, Roderick
04:13			REBOUND (DEF) by Groves, Isaiah
04:02			TURNOVR by Groves, Elijah
03:51			MISSED LAYUP by Warren, Cory
03:51			REBOUND (OFF) by Robinson, Roderick
03:49			FOUL by Groves, Isaiah (P1T4)
03:49			MISSED FT SHOT by Robinson, Roderick
03:49			REBOUND (OFF) by (DEADBALL)
03:49			MISSED FT SHOT by Robinson, Roderick
03:49			REBOUND (OFF) by Warren, Cory
03:49			SUB IN : Smith, Jordan
03:49			SUB OUT: Groves, Tashaun
03:45			MISSED JUMPER by Warren, Cory
03:45			REBOUND (DEF) by Groves, Elijah
03:38			MISSED LAYUP by Craig, Carson
03:38			REBOUND (DEF) by Young, Dantez
03:28			TURNOVR by Warren, Cory
03:09	5-5	T 1	GOOD! 3 PTR by Craig, Carson
02:50	7-5	H 2	GOOD! LAYUP by Robinson, Roderick [PNT]
02:50			ASSIST by Smith, Tamarcus
02:27	7-7	T 2	GOOD! LAYUP by Groves, Elijah [PNT]
02:27			ASSIST by Smith, Jordan
02:19	9-7	H 2	GOOD! LAYUP by Smith, Tamarcus [PNT]
02:06			MISSED JUMPER by Craig, Carson
02:06			REBOUND (DEF) by Young, Dantez
01:56	11-7	H 4	GOOD! LAYUP by Robinson, Roderick [PNT]
01:51			FOUL by Young, Dantez (P1T5)
01:51			SUB IN : Prince, Zech
01:51			SUB OUT: Craig, Carson
01:51			SUB IN : Stewart, Jordan
01:51			SUB OUT: Mitchell, Taquinis
01:49	11-9	H 2	GOOD! LAYUP by Prince, Zech [PNT]
01:49			ASSIST by Groves, Isaiah
01:28			TURNOVR by Robinson, Roderick
01:23			MISSED LAYUP by Groves, Elijah
01:23			REBOUND (OFF) by Smith, Jordan
01:16			MISSED 3 PTR by Eidson, Mason
01:16			REBOUND (DEF) by Smith, Tamarcus
01:10	13-9	H 4	GOOD! JUMPER by Robinson, Roderick [PNT]
01:10			FOUL by Groves, Isaiah (P2T5)
01:10	14-9	H 5	GOOD! FT SHOT by Robinson, Roderick
00:52			FOUL by Robinson, Roderick (P2T6)
00:52			SUB IN : Mitchell, Taquinis
00:52			SUB IN : Holmes, Kaleb
00:52			SUB OUT: Robinson, Roderick
00:52			SUB OUT: Warren, Cory
00:41			TURNOVR by Prince, Zech
00:39			STEAL by Stewart, Jordan
00:07	17-9	H 8	GOOD! 3 PTR by Stewart, Jordan
00:07			ASSIST by Smith, Tamarcus

1st period-only	In Paint	Off T/O	2nd Chance	Fast Break	Bench
East Robertson	6	5	0	0	2
Middleton	8	6	0	0	5

East Robertson vs Middleton
3/15/23 4:30 PM at Murphy Center (Murfreesboro, TN)
2nd PERIOD Play-by-Play (Page 1)

Time	Score	Margin	HOME/VISITOR
08:00			SUB IN : Prince, Zech
08:00			SUB IN : Smith, Jordan
08:00			SUB OUT: Groves, Isaiah
08:00			SUB OUT: Groves, Tashaun
08:00			SUB IN : Stewart, Jordan
08:00			SUB IN : Holmes, Kaleb
08:00			SUB OUT: Allen, Kievian
08:00			SUB OUT: Robinson, Roderick
06:53			TURNOVR by Stewart, Jordan
06:44			TURNOVR by Eidson, Mason
06:20			MISSED JUMPER by Stewart, Jordan
06:20			REBOUND (DEF) by Craig, Carson
06:13			MISSED 3 PTR by Groves, Elijah
06:13			REBOUND (OFF) by Prince, Zech
05:59			MISSED 3 PTR by Craig, Carson
05:59			REBOUND (DEF) by Young, Dantez
05:46	19-9	H 10	GOOD! LAYUP by Warren, Cory [PNT]
05:30			MISSED JUMPER by Groves, Elijah
05:30			REBOUND (OFF) by Craig, Carson
05:29			FOUL by Mitchell, Taquinis (P2T7)
05:29			MISSED FT SHOT by Craig, Carson
05:29			REBOUND (DEF) by Robinson, Roderick
05:29			SUB IN : Groves, Tashaun
05:29			SUB OUT: Smith, Jordan
05:29			SUB IN : Robinson, Roderick
05:29			SUB IN : Smith, Tamarcus
05:29			SUB OUT: Mitchell, Taquinis
05:29			SUB OUT: Holmes, Kaleb
05:22			MISSED JUMPER by Smith, Tamarcus
05:22			REBOUND (DEF) by Prince, Zech
05:14	19-11	H 8	GOOD! LAYUP by Prince, Zech [PNT]
05:14			ASSIST by Groves, Tashaun
05:03			TURNOVR by Stewart, Jordan
04:55			MISSED LAYUP by Groves, Tashaun
04:55			REBOUND (DEF) by Young, Dantez
04:50			MISSED LAYUP by Stewart, Jordan
04:50			BLOCK by Prince, Zech
04:47			REBOUND (DEF) by Eidson, Mason
04:47			SUB IN : Groves, Isaiah
04:47			SUB OUT: Eidson, Mason
04:25			TURNOVR by Craig, Carson
04:24			STEAL by Stewart, Jordan
04:17	21-11	H 10	GOOD! JUMPER by Warren, Cory
04:17			FOUL by Groves, Tashaun (P3T6)
04:17			MISSED FT SHOT by Warren, Cory
04:17			REBOUND (DEF) by Groves, Elijah
04:17			SUB IN : Eidson, Mason
04:17			SUB OUT: Groves, Tashaun
04:12	21-13	H 8	GOOD! JUMPER by Craig, Carson [FB]
04:12			ASSIST by Groves, Elijah
03:44			MISSED LAYUP by Warren, Cory
03:44			REBOUND (DEF) by Prince, Zech
03:44			FOUL by Young, Dantez (P2T8)
03:44	21-14	H 7	GOOD! FT SHOT by Prince, Zech
03:44	21-15	H 6	GOOD! FT SHOT by Prince, Zech
03:44			TIMEOUT 30sec
03:25	23-15	H 8	GOOD! JUMPER by Robinson, Roderick
03:03			MISSED JUMPER by Groves, Elijah
03:03			REBOUND (OFF) by Groves, Elijah
02:57			FOUL by Smith, Tamarcus (P1T9)
02:57	23-16	H 7	GOOD! FT SHOT by Groves, Elijah
02:57			MISSED FT SHOT by Groves, Elijah
02:57			REBOUND (DEF) by Robinson, Roderick
02:49	25-16	H 9	GOOD! LAYUP by Robinson, Roderick [PNT]
02:31	25-19	H 6	GOOD! 3 PTR by Groves, Isaiah
02:31			ASSIST by Groves, Elijah
02:07			MISSED JUMPER by Young, Dantez
02:07			REBOUND (DEF) by (TEAM)
01:44			MISSED 3 PTR by Groves, Elijah
01:44			REBOUND (DEF) by Warren, Cory
01:34	27-19	H 8	GOOD! LAYUP by Young, Dantez [PNT]
01:34			ASSIST by Robinson, Roderick
01:14	27-21	H 6	GOOD! JUMPER by Groves, Elijah [PNT]
00:47	29-21	H 8	GOOD! LAYUP by Warren, Cory [PNT]
00:00			MISSED 3 PTR by Craig, Carson
00:00			BLOCK by Young, Dantez
00:00			REBOUND (DEF) by (DEADBALL)

2nd period-only	In Paint	Off T/O	2nd Chance	Fast Break	Bench
East Robertson	4	0	1	2	4
Middleton	8	2	0	0	0

East Robertson vs Middleton
3/15/23 4:30 PM at Murphy Center (Murfreesboro, TN)
3rd PERIOD Play-by-Play (Page 1)

Time	Score	Margin	HOME/VISITOR
08:00			SUB IN : Prince, Zech
08:00			SUB OUT: Groves, Tashaun
07:46			MISSED LAYUP by Allen, Kievian
07:46			BLOCK by Craig, Carson
07:45			REBOUND (DEF) by Prince, Zech
07:37			MISSED JUMPER by Groves, Elijah
07:37			REBOUND (DEF) by Robinson, Roderick
07:21			FOUL by Warren, Cory (P1T1)
07:21			TURNOVR by Warren, Cory
06:59			MISSED 3 PTR by Groves, Isaiah
06:59			REBOUND (OFF) by (TEAM)
06:43			MISSED 3 PTR by Groves, Elijah
06:43			REBOUND (OFF) by Prince, Zech
06:36			MISSED LAYUP by Groves, Elijah
06:36			REBOUND (DEF) by (TEAM)
06:20			MISSED JUMPER by Warren, Cory
06:20			BLOCK by Prince, Zech
06:15			REBOUND (DEF) by Groves, Elijah
06:11			MISSED 3 PTR by Craig, Carson
06:11			REBOUND (OFF) by Groves, Isaiah
05:51			MISSED 3 PTR by Eidson, Mason
05:51			REBOUND (DEF) by Young, Dantez
05:44	31-21	H 10	GOOD! JUMPER by Warren, Cory [FB/PNT]
05:44			ASSIST by Robinson, Roderick
05:29	31-23	H 8	GOOD! LAYUP by Groves, Elijah [PNT]
05:10			MISSED JUMPER by Robinson, Roderick
05:10			REBOUND (DEF) by Craig, Carson
05:04			SUB IN : Groves, Tashaun
05:04			SUB IN : Smith, Jordan
05:04			SUB OUT: Prince, Zech
05:04			SUB OUT: Craig, Carson
05:04			SUB IN : Stewart, Jordan
05:04			SUB OUT: Mitchell, Taquinis
04:59			FOUL by Allen, Kievian (P3T2)
04:59	31-24	H 7	GOOD! FT SHOT by Groves, Tashaun
04:59	31-25	H 6	GOOD! FT SHOT by Groves, Tashaun
04:59			SUB IN : Craig, Carson
04:59			SUB OUT: Eidson, Mason
04:59			SUB IN : Smith, Tamarcus
04:59			SUB OUT: Allen, Kievian
04:37			MISSED 3 PTR by Warren, Cory
04:37			REBOUND (DEF) by Groves, Tashaun
04:32			TURNOVR by Groves, Tashaun
04:31			STEAL by Warren, Cory
04:29	34-25	H 9	GOOD! 3 PTR by Stewart, Jordan
04:29			ASSIST by Warren, Cory
04:20			FOUL by Stewart, Jordan (P1T3)
03:57			TURNOVR by Groves, Isaiah
03:56			STEAL by Young, Dantez
03:52			TURNOVR by Robinson, Roderick
03:52			SUB IN : Prince, Zech
03:52			SUB OUT: Smith, Jordan
03:41	34-27	H 7	GOOD! JUMPER by Craig, Carson [PNT]
03:10	36-27	H 9	GOOD! JUMPER by Young, Dantez [PNT]
03:10			ASSIST by Warren, Cory
02:59			FOUL by Smith, Tamarcus (P2T4)
02:30	36-29	H 7	GOOD! JUMPER by Groves, Elijah
02:17			FOUL by Groves, Isaiah (P3T1)
02:12			FOUL by Groves, Isaiah (P4T2)
02:12			SUB IN : Eidson, Mason
02:12			SUB OUT: Groves, Isaiah
02:10			MISSED 3 PTR by Robinson, Roderick
02:10			REBOUND (OFF) by Young, Dantez
02:04			FOUL by Robinson, Roderick (P3T5)
02:04			TURNOVR by Robinson, Roderick
01:58			MISSED JUMPER by Prince, Zech
01:58			REBOUND (DEF) by Robinson, Roderick
01:50			FOUL by Eidson, Mason (P1T3)
01:50	37-29	H 8	GOOD! FT SHOT by Warren, Cory
01:50	38-29	H 9	GOOD! FT SHOT by Warren, Cory
01:50			TIMEOUT TEAM
01:50			SUB IN : Jones, Braden
01:50			SUB OUT: Eidson, Mason
01:23	38-31	H 7	GOOD! JUMPER by Prince, Zech [PNT]
01:22			FOUL by Young, Dantez (P3T6)
01:22	38-32	H 6	GOOD! FT SHOT by Prince, Zech
01:16	40-32	H 8	GOOD! JUMPER by Robinson, Roderick [PNT]
01:16			ASSIST by Stewart, Jordan
01:08			FOUL by Stewart, Jordan (P2T7)
01:08			MISSED FT SHOT by Groves, Elijah
01:08			REBOUND (DEF) by Robinson, Roderick
00:15			MISSED JUMPER by Robinson, Roderick
00:15			REBOUND (OFF) by Robinson, Roderick
00:10	42-32	H 10	GOOD! LAYUP by Robinson, Roderick [PNT]
00:02			FOUL by Stewart, Jordan (P3T8)
00:02			MISSED FT SHOT by Groves, Elijah
00:02			REBOUND (OFF) by (DEADBALL)
00:02			MISSED FT SHOT by Groves, Elijah
00:02			REBOUND (DEF) by Robinson, Roderick
00:02			SUB IN : Mitchell, Taquinis
00:02			SUB OUT: Stewart, Jordan

3rd period-only	In Paint	Off T/O	2nd Chance	Fast Break	Bench
East Robertson	6	2	0	0	3
Middleton	8	3	2	2	3

East Robertson vs Middleton
3/15/23 4:30 PM at Murphy Center (Murfreesboro, TN)
4th PERIOD Play-by-Play (Page 1)

Time	Score	Margin	HOME/VISITOR
08:00			SUB IN : Jones, Braden
08:00			SUB IN : Prince, Zech
08:00			SUB OUT: Groves, Isaiah
08:00			SUB OUT: Eidson, Mason
08:00			SUB IN : Smith, Tamarcus
08:00			SUB IN : Holmes, Kaleb
08:00			SUB OUT: Mitchell, Taquinis
08:00			SUB OUT: Allen, Kievian
07:50	42-35	H 7	GOOD! 3 PTR by Groves, Tashaun
07:50			ASSIST by Jones, Braden
07:45			SUB IN : Mitchell, Taquinis
07:45			SUB OUT: Holmes, Kaleb
07:26			FOUL by Jones, Braden (P1T4)
07:26	43-35	H 8	GOOD! FT SHOT by Warren, Cory
07:26	44-35	H 9	GOOD! FT SHOT by Warren, Cory
07:18			FOUL by Mitchell, Taquinis (P3T9)
07:18	44-36	H 8	GOOD! FT SHOT by Groves, Elijah
07:18	44-37	H 7	GOOD! FT SHOT by Groves, Elijah
07:18			SUB IN : Stewart, Jordan
07:18			SUB OUT: Mitchell, Taquinis
07:07			FOUL by Groves, Elijah (P2T5)
06:53			MISSED JUMPER by Smith, Tamarcus
06:53			REBOUND (OFF) by Smith, Tamarcus
06:49			MISSED JUMPER by Robinson, Roderick
06:49			REBOUND (DEF) by Craig, Carson
06:39			MISSED LAYUP by Groves, Tashaun
06:39			BLOCK by Robinson, Roderick
06:38			REBOUND (OFF) by Groves, Elijah
06:38			FOUL by Robinson, Roderick (P4T10)
06:38			MISSED FT SHOT by Groves, Elijah
06:38			REBOUND (OFF) by (DEADBALL)
06:38	44-38	H 6	GOOD! FT SHOT by Groves, Elijah
06:38			TIMEOUT 30sec
06:38			SUB IN : Groves, Isaiah
06:38			SUB OUT: Jones, Braden
06:38			SUB IN : Allen, Kievian
06:38			SUB OUT: Robinson, Roderick
06:36			FOUL by Groves, Tashaun (P4T6)
06:15			FOUL by Groves, Elijah (P3T7)
06:15	45-38	H 7	GOOD! FT SHOT by Allen, Kievian
06:15	46-38	H 8	GOOD! FT SHOT by Allen, Kievian
06:15			SUB IN : Mitchell, Taquinis
06:15			SUB IN : Robinson, Roderick
06:15			SUB OUT: Smith, Tamarcus
06:03			MISSED LAYUP by Groves, Tashaun
06:03			BLOCK by Young, Dantez
06:01			REBOUND (DEF) by Warren, Cory
05:46	48-38	H 10	GOOD! JUMPER by Warren, Cory [PNT]
05:46			ASSIST by Allen, Kievian
05:44			TIMEOUT TEAM
05:44			SUB IN : Eidson, Mason
05:44			SUB OUT: Groves, Isaiah
05:31			MISSED JUMPER by Groves, Elijah
05:31			BLOCK by Young, Dantez
05:30			REBOUND (OFF) by Groves, Elijah
05:30			FOUL by Mitchell, Taquinis (P4T11)
05:30	48-39	H 9	GOOD! FT SHOT by Groves, Elijah
05:30	48-40	H 8	GOOD! FT SHOT by Groves, Elijah
05:30			SUB OUT: Young, Dantez
05:23			MISSED LAYUP by Mitchell, Taquinis
05:23			REBOUND (OFF) by Robinson, Roderick
05:19	50-40	H 10	GOOD! LAYUP by Robinson, Roderick [PNT]
05:10	50-43	H 7	GOOD! 3 PTR by Craig, Carson
05:10			ASSIST by Groves, Tashaun
05:05			TIMEOUT TEAM
05:05			SUB IN : Groves, Isaiah
05:05			SUB OUT: Eidson, Mason
05:05			SUB IN : Young, Dantez
05:05			SUB OUT: Mitchell, Taquinis
05:04			FOUL by Groves, Isaiah (P5T8)
05:04	51-43	H 8	GOOD! FT SHOT by Allen, Kievian
05:04	52-43	H 9	GOOD! FT SHOT by Allen, Kievian
05:04			SUB IN : Eidson, Mason
05:04			SUB OUT: Groves, Isaiah
05:04			SUB IN : Mitchell, Taquinis
05:04			SUB OUT: Robinson, Roderick
04:59			FOUL by Young, Dantez (P4T12)
04:59	52-44	H 8	GOOD! FT SHOT by Groves, Elijah
04:59	52-45	H 7	GOOD! FT SHOT by Groves, Elijah
04:59			SUB IN : Robinson, Roderick
04:59			SUB OUT: Mitchell, Taquinis
04:34	54-45	H 9	GOOD! LAYUP by Robinson, Roderick [PNT]
04:34			ASSIST by Allen, Kievian
04:29			FOUL by Stewart, Jordan (P4T13)
04:29	54-46	H 8	GOOD! FT SHOT by Groves, Elijah
04:29	54-47	H 7	GOOD! FT SHOT by Groves, Elijah
04:29			SUB IN : Mitchell, Taquinis
04:29			SUB OUT: Stewart, Jordan
04:15			MISSED LAYUP by Robinson, Roderick
04:15			REBOUND (DEF) by Craig, Carson
04:05	54-49	H 5	GOOD! LAYUP by Groves, Elijah [PNT]
03:41			MISSED JUMPER by Warren, Cory
03:41			REBOUND (OFF) by Young, Dantez
03:37			MISSED TIP-IN by Young, Dantez
03:37			REBOUND (OFF) by Young, Dantez
03:33	56-49	H 7	GOOD! TIP-IN by Young, Dantez [PNT]
03:28			TURNOVR by Groves, Elijah
03:28			STEAL by Allen, Kievian
03:19			TURNOVR by Robinson, Roderick
03:17			FOUL by Allen, Kievian (P4T14)
03:17			MISSED FT SHOT by Prince, Zech
03:17			REBOUND (OFF) by (DEADBALL)
03:17	56-50	H 6	GOOD! FT SHOT by Prince, Zech
03:17	58-50	H 8	GOOD! LAYUP by Stewart, Jordan [FB/PNT]
03:17			ASSIST by Allen, Kievian
03:17			MISSED JUMPER by Craig, Carson
03:17			REBOUND (OFF) by Prince, Zech
03:17	58-52	H 6	GOOD! JUMPER by Prince, Zech [PNT]
03:17	60-52	H 8	GOOD! JUMPER by Robinson, Roderick [PNT]
03:17			SUB IN : Luckett, Mac
03:17			SUB OUT: Groves, Tashaun
03:17			SUB IN : Stewart, Jordan
03:17			SUB OUT: Mitchell, Taquinis
03:16			TIMEOUT 30sec
02:18			FOUL by Groves, Elijah (P4T9)
02:18			TURNOVR by Groves, Elijah
02:18			SUB IN : Groves, Tashaun
02:18			SUB OUT: Luckett, Mac
02:08			MISSED LAYUP by Young, Dantez
02:08			BLOCK by Eidson, Mason
02:06			REBOUND (OFF) by (TEAM)
01:55			TURNOVR by Allen, Kievian
01:51			FOUL by Allen, Kievian (P5T15)
01:51			MISSED FT SHOT by Groves, Tashaun
01:51			REBOUND (OFF) by (DEADBALL)
01:51			MISSED FT SHOT by Groves, Tashaun
01:51			REBOUND (OFF) by (TEAM)
01:51			SUB IN : Smith, Tamarcus
01:51			SUB OUT: Allen, Kievian
01:45			MISSED 3 PTR by Groves, Elijah
01:45			REBOUND (DEF) by Smith, Tamarcus
01:30			FOUL by Prince, Zech (P1T10)
01:30			MISSED FT SHOT by Smith, Tamarcus
01:30			REBOUND (OFF) by (DEADBALL)
01:30			MISSED FT SHOT by Smith, Tamarcus
01:30			REBOUND (DEF) by Prince, Zech
01:19			MISSED 3 PTR by Groves, Tashaun
01:19			REBOUND (OFF) by Groves, Elijah

East Robertson vs Middleton
3/15/23 4:30 PM at Murphy Center (Murfreesboro, TN)
4th PERIOD Play-by-Play (Page 2)

Time	Score	Margin	HOME/VISITOR
01:19			FOUL by Stewart, Jordan (P5T16)
01:18			MISSED FT SHOT by Groves, Elijah
01:18			REBOUND (OFF) by (DEADBALL)
01:17	60-53	H 7	GOOD! FT SHOT by Groves, Elijah
01:17			SUB IN : Mitchell, Taquinis
01:17			SUB OUT: Stewart, Jordan
01:07			FOUL by Groves, Tashaun (P5T11)
00:56			MISSED FT SHOT by Warren, Cory
00:56			REBOUND (OFF) by (DEADBALL)
00:56	61-53	H 8	GOOD! FT SHOT by Warren, Cory
00:56			SUB IN : Smith, Jordan
00:56			SUB OUT: Groves, Tashaun
00:54			TURNOVR by Groves, Elijah
00:48			FOUL by Craig, Carson (P1T12)
00:48	62-53	H 9	GOOD! FT SHOT by Robinson, Roderick
00:48	63-53	H 10	GOOD! FT SHOT by Robinson, Roderick
00:46			FOUL by Craig, Carson (P2T13)
00:46			TURNOVR by Craig, Carson
00:46			TIMEOUT TEAM
00:44			TURNOVR by Warren, Cory
00:37			MISSED 3 PTR by Groves, Elijah
00:37			REBOUND (DEF) by Mitchell, Taquinis
00:30			FOUL by Smith, Jordan (P1T14)
00:30	64-53	H 11	GOOD! FT SHOT by Mitchell, Taquinis
00:30			MISSED FT SHOT by Mitchell, Taquinis
00:30			REBOUND (DEF) by Craig, Carson
00:30			SUB IN : Jones, Braden
00:30			SUB OUT: Prince, Zech
00:26			MISSED 3 PTR by Craig, Carson
00:26			REBOUND (DEF) by Mitchell, Taquinis
00:26			TURNOVR by Mitchell, Taquinis
00:26			STEAL by Groves, Elijah
00:26			FOUL by Mitchell, Taquinis (P5T17)
00:26			MISSED FT SHOT by Groves, Elijah
00:26			REBOUND (OFF) by (DEADBALL)
00:26			TURNOVR by Craig, Carson
00:26			SUB IN : Prince, Zech
00:26			SUB OUT: Jones, Braden
00:26			SUB IN : Holmes, Kaleb
00:26			SUB OUT: Mitchell, Taquinis
00:24			FOUL by Craig, Carson (P3T15)
00:24	65-53	H 12	GOOD! FT SHOT by Smith, Tamarcus
00:24	66-53	H 13	GOOD! FT SHOT by Smith, Tamarcus
00:20	66-56	H 10	GOOD! 3 PTR by Craig, Carson
00:20			ASSIST by Groves, Elijah
00:19			TIMEOUT TEAM
00:11	68-56	H 12	GOOD! DUNK by Young, Dantez [PNT]
00:11			ASSIST by Robinson, Roderick
00:03	68-58	H 10	GOOD! LAYUP by Groves, Elijah [FB/PNT]

Time	Score	Margin	HOME/VISITOR

4th period-only	In Paint	Off T/O	2nd Chance	Fast Break	Bench
East Robertson	6	1	6	2	3
Middleton	14	4	4	2	4

Official Basketball Box Score -- 1st Period-Only
East Robertson vs Middleton
3/15/23 4:30 PM at Murphy Center (Murfreesboro, TN)

of Tennessee

East Robertson 9 • 25-8

##	Player		Total FG-FGA	3-Ptr FG-FGA	FT-FTA	Rebounds Off	Def	Tot	PF	TP	A	TO	Blk	Stl	Min
02	Groves, Isaiah	*	0-0	0-0	0-0	0	1	1	2	0	1	0	0	0	8
03	Groves, Elijah	*	2-6	0-0	0-0	0	1	1	1	4	0	2	0	0	8
04	Groves, Tashaun	*	0-0	0-0	0-0	0	0	0	2	0	0	2	0	0	4
10	Craig, Carson	*	1-3	1-1	0-0	0	1	1	0	3	1	0	0	0	6
11	Eidson, Mason	*	0-1	0-1	0-0	0	0	0	0	0	0	0	0	0	8
21	Prince, Zech		1-1	0-0	0-0	0	0	0	0	2	0	1	0	0	1
32	Smith, Jordan		0-0	0-0	0-0	1	0	1	0	0	1	0	0	0	3
	Team					0	0	0							
	Totals		4-11	1-2	0-0	1	3	4	5	9	3	5	0	0	-

FG %:	4-11	36.4%
3FG %:	1-2	50.0%
FT %:	0-0	0.0%

Deadball Rebounds
0

Middleton 17 • 29-1

##	Player		Total FG-FGA	3-Ptr FG-FGA	FT-FTA	Rebounds Off	Def	Tot	PF	TP	A	TO	Blk	Stl	Min
01	Warren, Cory	*	2-4	1-1	0-0	1	0	1	0	5	0	1	0	0	7
11	Allen, Kievian	*	0-0	0-0	0-0	0	0	0	2	0	0	0	0	0	3
15	Mitchell, Taquinis	*	0-0	0-0	0-0	0	0	0	1	0	0	1	0	0	7
23	Robinson, Roderick	*	3-5	0-0	1-3	1	1	2	2	7	1	2	0	1	7
35	Young, Dantez	*	0-0	0-0	0-0	0	4	4	1	0	0	1	0	0	8
05	Smith, Tamarcus		1-1	0-0	0-0	0	1	1	0	2	2	0	0	0	4
21	Stewart, Jordan		1-1	1-1	0-0	0	0	0	0	3	0	0	0	1	1
25	Holmes, Kaleb		0-0	0-0	0-0	0	0	0	0	0	0	0	0	0	0+
	Team					0	0	0							
	Totals		7-11	2-2	1-3	2	6	8	6	17	3	5	0	2	-

FG %:	7-11	63.6%
3FG %:	2-2	100.0%
FT %:	1-3	33.3%

Deadball Rebounds
1

Officials: Toby Frierson, Charles White, Randall French
Technical fouls: East Robertson-None. Middleton-None.
Attendance:

Score by periods	1st	2nd	3rd	4th	Total
East Robertson	9	0	0	0	9
Middleton	17	0	0	0	17

Points	In Paint	Off T/O	2nd Chance	Fast Break	Bench
EROB	6	5	0	0	2
MIDDLTN	8	6	0	0	5

Last FG - EROB 1st-01:49, MIDDLTN 1st-00:07.
Largest lead - EROB None, MIDDLTN by 8 1st-00:07.
EROB led for 00:00. MIDDLTN led for 30:29. Game was tied for -6:-29.

Score tied - 2 times.
Lead changed - 0 times.

Official Basketball Box Score -- 2nd Period-Only
East Robertson vs Middleton
3/15/23 4:30 PM at Murphy Center (Murfreesboro, TN)

of Tennessee

East Robertson 12

##	Player		Total FG-FGA	3-Ptr FG-FGA	FT-FTA	Rebounds Off	Def	Tot	PF	TP	A	TO	Blk	Stl	Min
02	Groves, Isaiah	*	1-1	1-1	0-0	0	0	0	0	3	0	0	0	0	4
03	Groves, Elijah	*	1-5	0-2	1-2	1	1	2	0	3	2	0	0	0	8
04	Groves, Tashaun	*	0-1	0-0	0-0	0	0	0	1	0	1	0	0	0	1
10	Craig, Carson	*	1-3	0-2	0-1	1	1	2	0	2	0	1	0	0	8
11	Eidson, Mason	*	0-0	0-0	0-0	0	1	1	0	0	0	1	0	0	7
21	Prince, Zech		1-1	0-0	2-2	1	2	3	0	4	0	0	1	0	8
32	Smith, Jordan		0-0	0-0	0-0	0	0	0	0	0	0	0	0	0	2
	Team					0	1	1							
	Totals		4-11	1-5	3-5	3	6	9	1	12	3	2	1	0	-

FG %:	4-11	36.4%
3FG %:	1-5	20.0%
FT %:	3-5	60.0%

Deadball Rebounds
0

Middleton 12

##	Player		Total FG-FGA	3-Ptr FG-FGA	FT-FTA	Rebounds Off	Def	Tot	PF	TP	A	TO	Blk	Stl	Min
01	Warren, Cory	*	3-4	0-0	0-1	0	1	1	0	6	0	0	0	0	8
15	Mitchell, Taquinis	*	0-0	0-0	0-0	0	0	0	1	0	0	0	0	0	2
23	Robinson, Roderick	*	2-2	0-0	0-0	0	2	2	0	4	1	0	0	0	5
35	Young, Dantez	*	1-2	0-0	0-0	0	2	2	1	2	0	0	1	0	8
05	Smith, Tamarcus		0-1	0-0	0-0	0	0	0	1	0	0	0	0	0	5
21	Stewart, Jordan		0-2	0-0	0-0	0	0	0	0	0	0	2	0	1	8
25	Holmes, Kaleb		0-0	0-0	0-0	0	0	0	0	0	0	0	0	0	2
	Team					0	1	1							
	Totals		6-11	0-0	0-1	0	6	6	3	12	1	2	1	1	-

FG %:	6-11	54.5%
3FG %:	0-0	0.0%
FT %:	0-1	0.0%

Deadball Rebounds
0,1

Officials: Toby Frierson, Charles White, Randall French
Technical fouls: East Robertson-None. Middleton-None.
Attendance:

Score by periods	1st	2nd	3rd	4th	Total
East Robertson	0	12	0	0	12
Middleton	0	12	0	0	12

Points	In Paint	Off T/O	2nd Chance	Fast Break	Bench
EROB	4	0	1	2	4
MIDDLTN	8	2	0	0	0

Last FG - EROB 2nd-01:14, MIDDLTN 2nd-00:47.
Largest lead - EROB None, MIDDLTN by 10 2nd-05:46.
EROB led for 00:00. MIDDLTN led for 16:00. Game was tied for 00:00.

Score tied - 0 times.
Lead changed - 0 times.

Official Basketball Box Score -- 3rd Period-Only
East Robertson vs Middleton
3/15/23 4:30 PM at Murphy Center (Murfreesboro, TN)

East Robertson 11 • 25-8

##	Player		Total FG-FGA	3-Ptr FG-FGA	FT-FTA	Rebounds Off	Def	Tot	PF	TP	A	TO	Blk	Stl	Min
02	Groves, Isaiah	*	0-1	0-1	0-0	1	0	1	2	0	0	1	0	0	5
03	Groves, Elijah	*	2-5	0-1	0-3	0	1	1	0	4	0	0	0	0	8
04	Groves, Tashaun	*	0-0	0-0	2-2	0	1	1	0	2	0	1	0	0	5
10	Craig, Carson	*	1-2	0-1	0-0	0	1	1	0	2	0	0	1	0	7
11	Eidson, Mason	*	0-1	0-1	0-0	0	0	0	1	0	0	0	0	0	3
15	Jones, Braden		0-0	0-0	0-0	0	0	0	0	0	0	0	0	0	1
21	Prince, Zech		1-2	0-0	1-1	1	1	2	0	3	0	0	1	0	6
32	Smith, Jordan		0-0	0-0	0-0	0	0	0	0	0	0	0	0	0	1
	Team					1	0	1							
	Totals		4-11	0-4	3-6	3	4	7	3	11	0	2	2	0	-

FG %:	4-11	36.4%
3FG %:	0-4	0.0%
FT %:	3-6	50.0%

Deadball Rebounds
1

Middleton 13 • 29-1

##	Player		Total FG-FGA	3-Ptr FG-FGA	FT-FTA	Rebounds Off	Def	Tot	PF	TP	A	TO	Blk	Stl	Min
01	Warren, Cory	*	1-3	0-1	2-2	0	0	0	1	4	2	1	0	1	8
11	Allen, Kievian	*	0-1	0-0	0-0	0	0	0	1	0	0	0	0	0	3
15	Mitchell, Taquinis	*	0-0	0-0	0-0	0	0	0	0	0	0	0	0	0	2
23	Robinson, Roderick	*	2-5	0-1	0-0	1	4	5	1	4	1	2	0	0	8
35	Young, Dantez	*	1-1	0-0	0-0	1	1	2	1	2	0	0	0	1	8
05	Smith, Tamarcus		0-0	0-0	0-0	0	0	0	1	0	0	0	0	0	4
21	Stewart, Jordan		1-1	1-1	0-0	0	0	0	3	3	1	0	0	0	5
	Team					0	1	1							
	Totals		5-11	1-3	2-2	2	6	8	8	13	4	3	0	2	-

FG %:	5-11	45.5%
3FG %:	1-3	33.3%
FT %:	2-2	100.0%

Deadball Rebounds
0

Officials: Toby Frierson, Charles White, Randall French
Technical fouls: East Robertson-None. Middleton-None.
Attendance:

Score by periods	1st	2nd	3rd	4th	Total
East Robertson	0	0	11	0	11
Middleton	0	0	13	0	13

Points	In Paint	Off T/O	2nd Chance	Fast Break	Bench
EROB	6	2	0	0	3
MIDDLTN	8	3	2	2	3

Last FG - EROB 3rd-01:23, MIDDLTN 3rd-00:10.
Largest lead - EROB None, MIDDLTN by 10 2nd-05:46.
EROB led for 00:00. MIDDLTN led for 08:00. Game was tied for 00:00.

Score tied - 0 times.
Lead changed - 0 times.

Official Basketball Box Score -- 4th Period-Only
East Robertson vs Middleton
3/15/23 4:30 PM at Murphy Center (Murfreesboro, TN)

East Robertson 26

##	Player		Total FG-FGA	3-Ptr FG-FGA	FT-FTA	Rebounds Off	Def	Tot	PF	TP	A	TO	Blk	Stl	Min
02	Groves, Isaiah	*	0-0	0-0	0-0	0	0	0	1	0	0	0	0	0	0+
03	Groves, Elijah	*	2-5	0-2	10-13	3	0	3	3	14	1	3	0	1	8
04	Groves, Tashaun	*	1-4	1-2	0-2	0	0	0	2	3	1	0	0	0	6
10	Craig, Carson	*	2-4	2-3	0-0	0	3	3	3	6	0	2	0	0	8
11	Eidson, Mason	*	0-0	0-0	0-0	0	0	0	0	0	0	0	1	0	5
15	Jones, Braden		0-0	0-0	0-0	0	0	0	1	0	1	0	0	0	1
21	Prince, Zech		1-1	0-0	1-2	1	1	2	1	3	0	0	0	0	7
32	Smith, Jordan		0-0	0-0	0-0	0	0	0	1	0	0	0	0	0	0+
42	Luckett, Mac		0-0	0-0	0-0	0	0	0	0	0	0	0	0	0	0+
	Team					1	0	1							
	Totals		6-14	3-7	11-17	5	4	9	12	26	3	5	1	1	-

FG %:	6-14	42.9%
3FG %:	3-7	42.9%
FT %:	11-17	64.7%

Deadball Rebounds
5

Middleton 26

##	Player		Total FG-FGA	3-Ptr FG-FGA	FT-FTA	Rebounds Off	Def	Tot	PF	TP	A	TO	Blk	Stl	Min
01	Warren, Cory	*	1-2	0-0	3-4	0	1	1	0	5	0	1	0	0	8
11	Allen, Kievian	*	0-0	0-0	4-4	0	0	0	2	4	3	1	0	1	4
15	Mitchell, Taquinis	*	0-1	0-0	1-2	0	2	2	3	1	0	1	0	0	4
23	Robinson, Roderick	*	3-5	0-0	2-2	1	0	1	1	8	1	1	1	0	6
35	Young, Dantez	*	2-4	0-0	0-0	2	0	2	1	4	0	0	2	0	7
05	Smith, Tamarcus		0-1	0-0	2-4	1	1	2	0	2	0	0	0	0	3
21	Stewart, Jordan		1-1	0-0	0-0	0	0	0	2	2	0	0	0	0	4
25	Holmes, Kaleb		0-0	0-0	0-0	0	0	0	0	0	0	0	0	0	0+
	Team					1	0	1							
	Totals		7-14	0-0	12-16	5	4	9	9	26	4	4	3	1	-

FG %:	7-14	50.0%
3FG %:	0-0	0.0%
FT %:	12-16	75.0%

Deadball Rebounds
2

Officials: Toby Frierson, Charles White, Randall French
Technical fouls: East Robertson-None. Middleton-None.
Attendance:

Score by periods	1st	2nd	3rd	4th	Total
East Robertson	0	0	0	26	26
Middleton	0	0	0	26	26

Points	In Paint	Off T/O	2nd Chance	Fast Break	Bench
EROB	6	1	6	2	3
MIDDLTN	14	4	4	2	4

Last FG - EROB 4th-00:03, MIDDLTN 4th-00:11.
Largest lead - EROB None, MIDDLTN by 13 4th-00:24.
EROB led for 00:00. MIDDLTN led for 00:00. Game was tied for 00:00.

Score tied - 0 times.
Lead changed - 0 times.

2022 Class 1A State Boys' Basketball Tournament

March 17 - March 19, 2022 · MTSU - Murphy Center

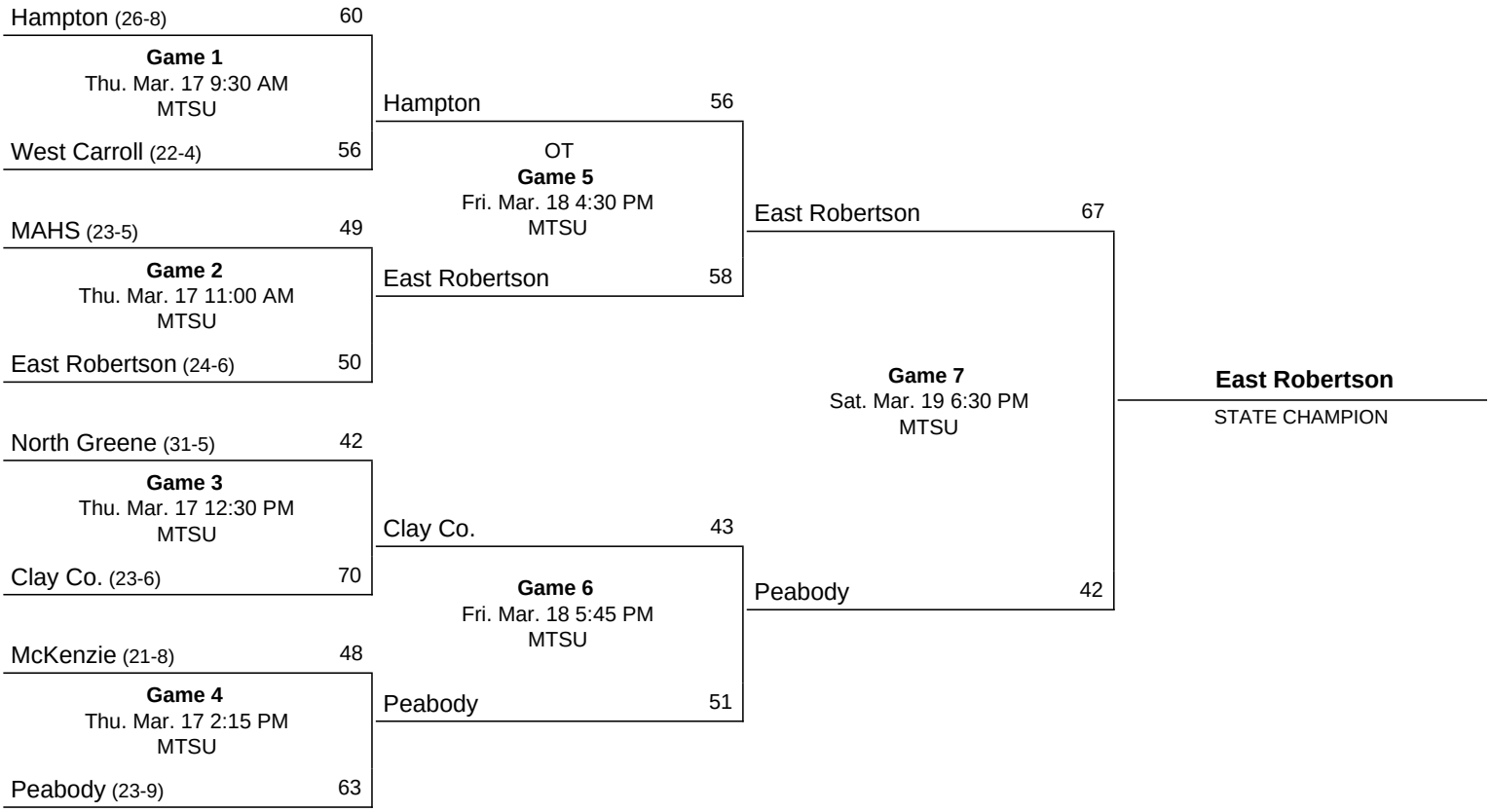

Official Basketball Box Score -- Game Totals -- Final Statistics

East Robertson vs MAHS

3/17/22 11:00 AM at Murphy Center (Murfreesboro, TN)

of Tennessee

East Robertson 50 • 25-6

##	Player		Total FG-FGA	3-Ptr FG-FGA	FT-FTA	Rebounds Off	Def	Tot	PF	TP	A	TO	Blk	Stl	Min
00	Groves, Taylor	*	9-14	3-6	6-7	1	6	7	5	27	0	5	2	2	28
02	Groves, Isaiah		1-2	0-1	0-0	2	0	2	0	2	1	2	0	1	25
03	Luckett, Ryan		0-0	0-0	0-0	0	1	1	0	0	0	0	0	0	10
04	Groves, Shaun		3-3	0-0	0-0	0	1	1	3	6	4	5	0	2	19
11	Groves, Elijah	*	4-10	1-2	2-2	1	5	6	2	11	5	4	1	1	30
21	Prince, Zechariah	*	1-1	0-0	0-0	0	2	2	3	2	0	1	0	0	21
23	Eidson, Mason	*	0-0	0-0	0-0	0	0	0	1	0	1	2	0	0	15
24	Barnard, Jordan	*	0-2	0-1	2-2	1	2	3	1	2	0	1	0	0	12
	Team					0	4	4				1			
	Totals		18-32	4-10	10-11	5	21	26	15	50	11	21	3	6	160

	1st		2nd		3rd		4th		Game		Deadball Rebounds
FG %:	4-7	57.1%	5-8	62.5%	5-7	71.4%	4-10	40.0%	18-32	56.3%	1
3FG %:	2-4	50.0%	1-3	33.3%	0-0	0.0%	1-3	33.3%	4-10	40.0%	
FT %:	0-0	0.0%	0-0	0.0%	5-5	100.0%	5-6	83.3%	10-11	90.9%	

MAHS 49 • 23-6

##	Player		Total FG-FGA	3-Ptr FG-FGA	FT-FTA	Rebounds Off	Def	Tot	PF	TP	A	TO	Blk	Stl	Min
00	Carter, Courtney		0-1	0-1	0-0	0	0	0	0	0	1	0	0	0	4
01	Carter, Freddrick	*	4-5	1-2	1-2	1	0	1	5	10	1	0	1	1	24
02	Burks, Jarqavian	*	0-2	0-1	1-2	0	1	1	1	1	2	2	0	3	32
03	Norment, Jirmicheal		0-0	0-0	0-0	0	0	0	1	0	0	0	0	0	1
05	Jackson, Devin	*	2-11	0-2	5-6	1	2	3	3	9	1	1	0	1	27
10	Payton, DeShaun		2-5	1-1	3-3	0	1	1	0	8	0	0	0	0	11
11	Shaw, Geoffrey	*	4-10	1-3	3-3	1	3	4	3	12	3	5	1	1	29
24	Brown, Kumaro	*	4-8	0-0	1-2	3	1	4	2	9	0	3	1	1	32
	Team					2	1	3				1			
	Totals		16-42	3-10	14-18	8	9	17	15	49	8	12	3	7	160

	1st		2nd		3rd		4th		Game		Deadball Rebounds
FG %:	4-10	40.0%	4-10	40.0%	3-15	20.0%	5-7	71.4%	16-42	38.1%	1
3FG %:	2-5	40.0%	1-3	33.3%	0-1	0.0%	0-1	0.0%	3-10	30.0%	
FT %:	1-2	50.0%	4-5	80.0%	3-4	75.0%	6-7	85.7%	14-18	77.8%	

Officials:
Technical fouls: East Robertson-None. MAHS-None.
Attendance:

Score by periods	1st	2nd	3rd	4th	Total
East Robertson	10	11	15	14	50
MAHS	11	13	9	16	49

Points	In Paint	Off T/O	2nd Chance	Fast Break	Bench
EROB	28	10	8	4	8
MAHS	22	22	9	6	8

Last FG - EROB 4th-00:06, MAHS 4th-00:51.
Largest lead - EROB by 5 3rd-00:36, MAHS by 5 2nd-00:50.
EROB led for 10:38. MAHS led for 15:58. Game was tied for 05:24.

Score tied - 11 times.
Lead changed - 14 times.

East Robertson vs MAHS

3/17/22 11:00 AM at Murphy Center (Murfreesboro, TN)

1st PERIOD Play-by-Play (Page 1)

HOME TEAM: MAHS	Time	Score	Margin	VISITORS: East Robertson
	07:49	0-3	V 3	GOOD! 3 PTR by Groves, Taylor
	07:49			ASSIST by Groves, Elijah
MISSED LAYUP by Shaw, Geoffrey	07:13			BLOCK by Groves, Elijah
	07:11			REBOUND (DEF) by Barnard, Jordan
	07:06			TURNOVR by Groves, Taylor
STEAL by Burks, Jarqavian	07:05			
GOOD! LAYUP by Jackson, Devin [PNT]	06:58	2-3	V 1	
ASSIST by Burks, Jarqavian	06:58			
REBOUND (DEF) by (TEAM)	06:34			MISSED 3 PTR by Barnard, Jordan
GOOD! 3 PTR by Shaw, Geoffrey	06:15	5-3	H 2	
ASSIST by Carter, Freddrick	06:15			
	06:00	5-6	V 1	GOOD! 3 PTR by Groves, Taylor
	06:00			ASSIST by Eidson, Mason
GOOD! 3 PTR by Carter, Freddrick	05:28	8-6	H 2	
ASSIST by Shaw, Geoffrey	05:28			
	05:13			TURNOVR by Groves, Elijah
TURNOVR by Brown, Kumaro	04:46			
STEAL by Brown, Kumaro	04:37			TURNOVR by Groves, Elijah
GOOD! LAYUP by Carter, Freddrick [FB/PNT	04:33	10-6	H 4	
	04:20			TURNOVR by Eidson, Mason
MISSED JUMPER by Jackson, Devin	04:04			REBOUND (DEF) by Barnard, Jordan
FOUL by Shaw, Geoffrey (P1T1)	03:57			
	03:57			SUB IN : Groves, Shaun
	03:57			SUB OUT: Eidson, Mason
STEAL by Jackson, Devin	03:40			TURNOVR by Groves, Shaun
	03:40			FOUL by Prince, Zechariah (P1T1)
MISSED 3 PTR by Burks, Jarqavian	03:11			REBOUND (DEF) by (TEAM)
	02:55	10-8	H 2	GOOD! JUMPER by Groves, Elijah [PNT]
	02:55			ASSIST by Groves, Shaun
MISSED 3 PTR by Carter, Freddrick	02:41			REBOUND (DEF) by Groves, Taylor
REBOUND (DEF) by Shaw, Geoffrey	02:35			MISSED LAYUP by Barnard, Jordan
TURNOVR by Shaw, Geoffrey	02:30			
	02:16	10-10	T 1	GOOD! LAYUP by Groves, Elijah [PNT]
	02:16			ASSIST by Groves, Shaun
MISSED JUMPER by Brown, Kumaro	01:56			REBOUND (DEF) by Groves, Elijah
REBOUND (DEF) by Brown, Kumaro	01:32			MISSED 3 PTR by Groves, Taylor
FOUL by Shaw, Geoffrey (P2T2)	01:26			
TURNOVR by Shaw, Geoffrey	01:26			
FOUL by Carter, Freddrick (P1T3)	01:03			
SUB IN : Payton, DeShaun	01:03			
SUB OUT: Shaw, Geoffrey	01:03			
	00:52			TURNOVR by Groves, Taylor
STEAL by Burks, Jarqavian	00:51			
GOOD! FT SHOT by Carter, Freddrick	00:49	11-10	H 1	FOUL by Prince, Zechariah (P2T2)
MISSED FT SHOT by Carter, Freddrick	00:49			REBOUND (DEF) by Groves, Shaun
	00:46			SUB IN : Groves, Isaiah
	00:46			SUB IN : Eidson, Mason
	00:46			SUB OUT: Prince, Zechariah
	00:46			SUB OUT: Groves, Elijah
FOUL by Brown, Kumaro (P1T4)	00:19			
	00:16			TURNOVR by Groves, Shaun
MISSED 3 PTR by Jackson, Devin	00:02			REBOUND (DEF) by (TEAM)

MAHS 11, East Robertson 10

1st period-only	In Paint	Off T/O	2nd Chance	Fast Break	Bench	
East Robertson	4	2	0	0	0	Score tied - 1 time.
MAHS	4	5	0	2	0	Lead changed - 3 times.

East Robertson vs MAHS

3/17/22 11:00 AM at Murphy Center (Murfreesboro, TN)

2nd PERIOD Play-by-Play (Page 1)

HOME TEAM: MAHS	Time	Score	Margin	VISITORS: East Robertson
SUB IN : Payton, DeShaun	08:00			SUB IN : Groves, Shaun
SUB OUT: Shaw, Geoffrey	08:00			SUB IN : Groves, Isaiah
	08:00			SUB OUT: Prince, Zechariah
	08:00			SUB OUT: Barnard, Jordan
TURNOVR by Jackson, Devin	07:21			
	07:05			TURNOVR by Groves, Shaun
MISSED JUMPER by Jackson, Devin	06:30			REBOUND (DEF) by (TEAM)
	06:04	11-13	V 2	GOOD! 3 PTR by Groves, Taylor
	06:04			ASSIST by Groves, Isaiah
MISSED JUMPER by Jackson, Devin	05:39			
REBOUND (OFF) by (TEAM)	05:39			
SUB IN : Shaw, Geoffrey	05:37			
SUB OUT: Payton, DeShaun	05:37			
GOOD! JUMPER by Shaw, Geoffrey [PNT]	05:32	13-13	T 2	
	05:16			FOUL by Groves, Shaun (P1T3)
	05:16			TURNOVR by Groves, Shaun
MISSED JUMPER by Brown, Kumaro	05:00			
REBOUND (OFF) by Brown, Kumaro	05:00			
GOOD! JUMPER by Brown, Kumaro [PNT]	04:58	15-13	H 2	
FOUL by Brown, Kumaro (P2T5)	04:50			
FOUL by Jackson, Devin (P1T6)	04:48			
	04:46	15-15	T 3	GOOD! LAYUP by Groves, Taylor [PNT]
	04:46			ASSIST by Groves, Shaun
TURNOVR by Burks, Jarqavian	04:20			STEAL by Groves, Shaun
	04:08			MISSED 3 PTR by Groves, Taylor
	04:08			REBOUND (OFF) by Groves, Isaiah
	04:02	15-17	V 2	GOOD! LAYUP by Groves, Taylor [PNT]
TURNOVR by Shaw, Geoffrey	03:46			
	03:45			STEAL by Groves, Isaiah
BLOCK by Carter, Freddrick	03:43			MISSED LAYUP by Groves, Elijah
REBOUND (DEF) by Jackson, Devin	03:41			
	03:39			FOUL by Groves, Shaun (P2T4)
	03:39			SUB IN : Luckett, Ryan
	03:39			SUB OUT: Groves, Shaun
MISSED 3 PTR by Shaw, Geoffrey	03:21			
REBOUND (OFF) by Jackson, Devin	03:21			
MISSED JUMPER by Jackson, Devin	03:18			BLOCK by Groves, Taylor
	03:16			REBOUND (DEF) by Luckett, Ryan
	03:11	15-19	V 4	GOOD! LAYUP by Groves, Taylor [PNT]
TIMEOUT 30sec	03:06			
SUB IN : Payton, DeShaun	03:06			
SUB IN : Carter, Courtney	03:06			
SUB OUT: Carter, Freddrick	03:06			
SUB OUT: Jackson, Devin	03:06			
MISSED 3 PTR by Carter, Courtney	02:40			REBOUND (DEF) by Groves, Taylor
REBOUND (DEF) by Shaw, Geoffrey	02:33			MISSED 3 PTR by Groves, Taylor
GOOD! LAYUP by Payton, DeShaun [FB/PNT	02:26	17-19	V 2	
ASSIST by Shaw, Geoffrey	02:26			
GOOD! FT SHOT by Payton, DeShaun	02:26	18-19	V 1	FOUL by Eidson, Mason (P1T5)
	02:26			SUB IN : Barnard, Jordan
	02:26			SUB OUT: Eidson, Mason
	02:15			TURNOVR by (TEAM)
GOOD! 3 PTR by Payton, DeShaun	02:07	21-19	H 2	
ASSIST by Carter, Courtney	02:07			
	01:49			TURNOVR by Groves, Taylor
STEAL by Burks, Jarqavian	01:48			
	01:48			FOUL by Groves, Taylor (P1T6)
GOOD! FT SHOT by Burks, Jarqavian	01:43	22-19	H 3	
MISSED FT SHOT by Burks, Jarqavian	01:43			REBOUND (DEF) by Groves, Elijah
	01:40			TURNOVR by Groves, Elijah

East Robertson vs MAHS

3/17/22 11:00 AM at Murphy Center (Murfreesboro, TN)

2nd PERIOD Play-by-Play (Page 2)

HOME TEAM: MAHS	Time	Score	Margin	VISITORS: East Robertson
GOOD! FT SHOT by Payton, DeShaun	00:50	23-19	H 4	FOUL by Groves, Elijah (P1T7)
GOOD! FT SHOT by Payton, DeShaun	00:50	24-19	H 5	
	00:36	24-21	H 3	GOOD! JUMPER by Groves, Elijah [PNT]
FOUL by Burks, Jarqavian (P1T7)	00:02			
TURNOVR by Burks, Jarqavian	00:02			

MAHS 24, East Robertson 21

2nd period-only	In Paint	Off T/O	2nd Chance	Fast Break	Bench	
East Robertson	8	2	2	0	0	Score tied - 2 times.
MAHS	6	8	4	2	8	Lead changed - 4 times.

East Robertson vs MAHS

3/17/22 11:00 AM at Murphy Center (Murfreesboro, TN)

3rd PERIOD Play-by-Play (Page 1)

HOME TEAM: MAHS	Time	Score	Margin	VISITORS: East Robertson
	08:00			SUB IN : Groves, Isaiah
	08:00			SUB OUT: Barnard, Jordan
FOUL by Shaw, Geoffrey (P3T1)	07:28	24-22	H 2	GOOD! FT SHOT by Groves, Elijah
	07:28	24-23	H 1	GOOD! FT SHOT by Groves, Elijah
MISSED 3 PTR by Jackson, Devin	07:16			REBOUND (DEF) by Groves, Elijah
	07:10			TURNOVR by Groves, Taylor
MISSED JUMPER by Shaw, Geoffrey	06:55			
REBOUND (OFF) by Brown, Kumaro	06:55			
MISSED FT SHOT by Brown, Kumaro	06:54			FOUL by Groves, Elijah (P2T1)
REBOUND (OFF) by (DEADBALL)	06:54			
GOOD! FT SHOT by Brown, Kumaro	06:54	25-23	H 2	
REBOUND (DEF) by Jackson, Devin	06:42			MISSED JUMPER by Groves, Elijah
MISSED JUMPER by Brown, Kumaro	06:20			REBOUND (DEF) by Groves, Taylor
FOUL by Carter, Freddrick (P2T2)	06:08	25-24	H 1	GOOD! FT SHOT by Groves, Taylor
	06:08	25-25	T 4	GOOD! FT SHOT by Groves, Taylor
MISSED JUMPER by Jackson, Devin	05:51			REBOUND (DEF) by Groves, Taylor
STEAL by Carter, Freddrick	05:36			TURNOVR by Eidson, Mason
GOOD! LAYUP by Carter, Freddrick [FB/PNT	05:33	27-25	H 2	
FOUL by Carter, Freddrick (P3T3)	05:20			
SUB IN : Payton, DeShaun	05:20			SUB IN : Barnard, Jordan
SUB OUT: Jackson, Devin	05:20			SUB OUT: Eidson, Mason
	04:57	27-27	T 5	GOOD! LAYUP by Groves, Taylor [PNT]
FOUL by Carter, Freddrick (P4T4)	04:57	27-28	V 1	GOOD! FT SHOT by Groves, Taylor
SUB IN : Jackson, Devin	04:57			
SUB OUT: Carter, Freddrick	04:57			
GOOD! FT SHOT by Jackson, Devin	04:40	28-28	T 6	FOUL by Groves, Taylor (P2T2)
GOOD! FT SHOT by Jackson, Devin	04:40	29-28	H 1	
	04:24			FOUL by Barnard, Jordan (P1T3)
	04:24			TURNOVR by Barnard, Jordan
MISSED LAYUP by Shaw, Geoffrey	03:55			
REBOUND (OFF) by (TEAM)	03:55			
MISSED LAYUP by Brown, Kumaro	03:50			
REBOUND (OFF) by Brown, Kumaro	03:50			
GOOD! LAYUP by Brown, Kumaro [PNT]	03:48	31-28	H 3	
	03:29			TURNOVR by Prince, Zechariah
STEAL by Shaw, Geoffrey	03:28			
MISSED LAYUP by Shaw, Geoffrey	03:26			REBOUND (DEF) by Groves, Elijah
	03:15			TIMEOUT 30sec
	03:15			SUB IN : Groves, Shaun
	03:15			SUB OUT: Barnard, Jordan
	03:08	31-30	H 1	GOOD! JUMPER by Groves, Shaun [PNT]
	03:08			ASSIST by Groves, Elijah
MISSED JUMPER by Jackson, Devin	02:41			REBOUND (DEF) by Groves, Taylor
	02:34	31-32	V 1	GOOD! JUMPER by Groves, Taylor [FB/PNT]
MISSED JUMPER by Burks, Jarqavian	02:10			REBOUND (DEF) by Groves, Elijah
REBOUND (DEF) by Payton, DeShaun	01:57			MISSED JUMPER by Groves, Taylor
TURNOVR by Brown, Kumaro	01:52			
	01:51			STEAL by Groves, Shaun
	01:36	31-34	V 3	GOOD! JUMPER by Groves, Taylor [PNT]
	01:36			ASSIST by Groves, Elijah
MISSED LAYUP by Payton, DeShaun	01:20			
REBOUND (OFF) by Shaw, Geoffrey	01:20			
MISSED LAYUP by Payton, DeShaun	01:13			BLOCK by Groves, Taylor
	01:13			REBOUND (DEF) by (TEAM)
SUB IN : Norment, Jirmicheal	01:13			
SUB OUT: Jackson, Devin	01:13			
	00:57			TURNOVR by Groves, Isaiah
MISSED LAYUP by Payton, DeShaun	00:45			REBOUND (DEF) by Groves, Taylor
FOUL by Norment, Jirmicheal (P1T5)	00:42			
SUB IN : Carter, Courtney	00:42			
SUB OUT: Payton, DeShaun	00:42			
	00:36	31-36	V 5	GOOD! LAYUP by Groves, Shaun [PNT]

East Robertson vs MAHS

3/17/22 11:00 AM at Murphy Center (Murfreesboro, TN)

3rd PERIOD Play-by-Play (Page 2)

HOME TEAM: MAHS	Time	Score	Margin	VISITORS: East Robertson
GOOD! LAYUP by Brown, Kumaro [PNT]	00:11	33-36	V 3	
ASSIST by Shaw, Geoffrey	00:11			

East Robertson 36, MAHS 33

3rd period-only	In Paint	Off T/O	2nd Chance	Fast Break	Bench	
East Robertson	10	2	0	2	4	Score tied - 3 times.
MAHS	6	5	3	2	0	Lead changed - 3 times.

East Robertson vs MAHS

3/17/22 11:00 AM at Murphy Center (Murfreesboro, TN)

4th PERIOD Play-by-Play (Page 1)

HOME TEAM: MAHS	Time	Score	Margin	VISITORS: East Robertson
	08:00			SUB IN : Groves, Shaun
	08:00			SUB IN : Groves, Isaiah
	08:00			SUB OUT: Barnard, Jordan
	08:00			SUB OUT: Eidson, Mason
TURNOVR by Brown, Kumaro	07:47			
	07:46			STEAL by Groves, Taylor
	07:44			TURNOVR by Groves, Taylor
GOOD! FT SHOT by Jackson, Devin	07:27	34-36	V 2	FOUL by Groves, Taylor (P3T4)
GOOD! FT SHOT by Jackson, Devin	07:27	35-36	V 1	
	07:05	35-38	V 3	GOOD! LAYUP by Prince, Zechariah [PNT]
	07:05			ASSIST by Groves, Elijah
GOOD! FT SHOT by Jackson, Devin	06:52	36-38	V 2	FOUL by Groves, Taylor (P4T5)
	06:52			TIMEOUT TEAM
MISSED FT SHOT by Jackson, Devin	06:52			REBOUND (DEF) by Prince, Zechariah
	06:23			TURNOVR by Groves, Isaiah
	06:23			SUB IN : Luckett, Ryan
	06:23			SUB OUT: Groves, Taylor
MISSED 3 PTR by Shaw, Geoffrey	06:14			REBOUND (DEF) by Prince, Zechariah
	05:56			TURNOVR by Groves, Elijah
GOOD! JUMPER by Jackson, Devin [PNT]	05:45	38-38	T 7	
	05:33	38-40	V 2	GOOD! JUMPER by Groves, Shaun [PNT]
MISSED LAYUP by Jackson, Devin	05:03			
REBOUND (OFF) by Carter, Freddrick	05:03			
GOOD! LAYUP by Carter, Freddrick [PNT]	05:00	40-40	T 8	
BLOCK by Brown, Kumaro	04:26			MISSED LAYUP by Groves, Elijah
REBOUND (DEF) by Shaw, Geoffrey	04:25			
	04:25			FOUL by Prince, Zechariah (P3T6)
TIMEOUT TEAM	04:19			
GOOD! JUMPER by Shaw, Geoffrey	03:56	42-40	H 2	
ASSIST by Jackson, Devin	03:56			
	03:50			TURNOVR by Groves, Shaun
TIMEOUT 30sec	03:20			
TURNOVR by Shaw, Geoffrey	02:30			
	02:29			STEAL by Groves, Elijah
	02:27	42-42	T 9	GOOD! LAYUP by Groves, Isaiah [FB/PNT]
	02:27			ASSIST by Groves, Elijah
TIMEOUT TEAM	01:50			
	01:50			SUB IN : Groves, Taylor
	01:50			SUB OUT: Prince, Zechariah
GOOD! JUMPER by Brown, Kumaro	01:32	44-42	H 2	
ASSIST by Burks, Jarqavian	01:32			
	01:20			MISSED JUMPER by Groves, Taylor
	01:20			REBOUND (OFF) by Groves, Taylor
FOUL by Jackson, Devin (P2T6)	01:18			MISSED FT SHOT by Groves, Taylor
	01:18			REBOUND (OFF) by (DEADBALL)
	01:18	44-43	H 1	GOOD! FT SHOT by Groves, Taylor
TURNOVR by Shaw, Geoffrey	01:07			
	01:06			STEAL by Groves, Taylor
FOUL by Jackson, Devin (P3T7)	01:05	44-44	T 10	GOOD! FT SHOT by Groves, Taylor
	01:05	44-45	V 1	GOOD! FT SHOT by Groves, Taylor
GOOD! LAYUP by Shaw, Geoffrey [PNT]	00:51	46-45	H 1	
GOOD! FT SHOT by Shaw, Geoffrey	00:51	47-45	H 2	FOUL by Groves, Taylor (P5T7)
	00:51			SUB IN : Eidson, Mason
	00:51			SUB OUT: Groves, Taylor
	00:42			TIMEOUT TEAM
	00:42			SUB IN : Groves, Taylor
	00:42			SUB OUT: Groves, Elijah
	00:33			MISSED LAYUP by Groves, Elijah
	00:33			REBOUND (OFF) by Groves, Elijah
	00:31			MISSED LAYUP by Groves, Elijah

East Robertson vs MAHS

3/17/22 11:00 AM at Murphy Center (Murfreesboro, TN)

4th PERIOD Play-by-Play (Page 2)

HOME TEAM: MAHS	Time	Score	Margin	VISITORS: East Robertson
BLOCK by Shaw, Geoffrey	00:31			
REBOUND (DEF) by Burks, Jarqavian	00:29			
GOOD! FT SHOT by Shaw, Geoffrey	00:29	48-45	H 3	FOUL by Groves, Shaun (P3T8)
GOOD! FT SHOT by Shaw, Geoffrey	00:29	49-45	H 4	
	00:29			SUB IN : Barnard, Jordan
	00:29			SUB OUT: Luckett, Ryan
	00:21			MISSED 3 PTR by Groves, Elijah
	00:19			REBOUND (OFF) by Groves, Isaiah
	00:15			MISSED 3 PTR by Groves, Isaiah
	00:15			REBOUND (OFF) by Barnard, Jordan
FOUL by Carter, Freddrick (P5T8)	00:12	49-46	H 3	GOOD! FT SHOT by Barnard, Jordan
	00:06	49-49	T 11	GOOD! 3 PTR by Groves, Elijah
	00:06			ASSIST by Groves, Shaun
	00:03	49-50	V 1	GOOD! FT SHOT by Barnard, Jordan
	00:03			TIMEOUT TEAM
TURNOVR by (TEAM)	00:03			
TIMEOUT TEAM	00:03			
SUB IN : Payton, DeShaun	00:03			SUB IN : Groves, Elijah
SUB OUT: Carter, Freddrick	00:03			SUB IN : Luckett, Ryan
	00:03			SUB OUT: Groves, Taylor

East Robertson 50, MAHS 49

4th period-only	In Paint	Off T/O	2nd Chance	Fast Break	Bench	
East Robertson	6	4	6	2	4	Score tied - 5 times.
MAHS	6	4	2	0	0	Lead changed - 4 times.

Official Basketball Box Score -- Thru 1st Period
East Robertson vs MAHS
3/17/22 11:00 AM at Murphy Center (Murfreesboro, TN)

of Tennessee

East Robertson 10 • 25-6

##	Player		Total FG-FGA	3-Ptr FG-FGA	FT-FTA	Rebounds Off	Def	Tot	PF	TP	A	TO	Blk	Stl	Min
00	Groves, Taylor	*	2-3	2-3	0-0	0	1	1	0	6	0	2	0	0	8
02	Groves, Isaiah		0-0	0-0	0-0	0	0	0	0	0	0	0	0	0	0+
04	Groves, Shaun		0-0	0-0	0-0	0	1	1	0	0	2	2	0	0	3
11	Groves, Elijah	*	2-2	0-0	0-0	0	1	1	0	4	1	2	1	0	7
21	Prince, Zechariah	*	0-0	0-0	0-0	0	0	0	2	0	0	0	0	0	7
23	Eidson, Mason	*	0-0	0-0	0-0	0	0	0	0	0	1	1	0	0	4
24	Barnard, Jordan	*	0-2	0-1	0-0	0	2	2	0	0	0	0	0	0	8
	Team					0	2	2							
	Totals		4-7	2-4	0-0	0	7	7	2	10	4	7	1	0	-

1st - FG %:	4-7	57.1%	Game:	4-7	57.1%
3FG %:	2-4	50.0%		2-4	50.0%
FT %:	0-0	0.0%		0-0	0.0%

Deadball Rebounds
0

MAHS 11 • 23-6

##	Player		Total FG-FGA	3-Ptr FG-FGA	FT-FTA	Rebounds Off	Def	Tot	PF	TP	A	TO	Blk	Stl	Min
01	Carter, Freddrick	*	2-3	1-2	1-2	0	0	0	1	6	1	0	0	0	8
02	Burks, Jarqavian	*	0-1	0-1	0-0	0	0	0	0	0	1	0	0	2	8
05	Jackson, Devin	*	1-3	0-1	0-0	0	0	0	0	2	0	0	0	1	8
10	Payton, DeShaun		0-0	0-0	0-0	0	0	0	0	0	0	0	0	0	1
11	Shaw, Geoffrey	*	1-2	1-1	0-0	0	1	1	2	3	1	2	0	0	6
24	Brown, Kumaro	*	0-1	0-0	0-0	0	1	1	1	0	0	1	0	1	8
	Team					0	1	1							
	Totals		4-10	2-5	1-2	0	3	3	4	11	3	3	0	4	-

1st - FG %:	4-10	40.0%	Game:	4-10	40.0%
3FG %:	2-5	40.0%		2-5	40.0%
FT %:	1-2	50.0%		1-2	50.0%

Deadball Rebounds
0

Officials:
Technical fouls: East Robertson-None. MAHS-None.
Attendance:

Score by periods	1st	2nd	3rd	4th	Total
East Robertson	10	0	0	0	10
MAHS	11	0	0	0	11

Points	In Paint	Off T/O	2nd Chance	Fast Break	Bench
EROB	4	2	0	0	0
MAHS	4	5	0	2	0

Last FG - EROB 1st-02:16, MAHS 1st-04:33.
Largest lead - EROB by 3 1st-07:49, MAHS by 4 1st-04:33.
EROB led for 02:06. MAHS led for 28:16. Game was tied for -6:-22.

Score tied - 1 time.
Lead changed - 3 times.

Official Basketball Box Score -- Thru 2nd Period
East Robertson vs MAHS
3/17/22 11:00 AM at Murphy Center (Murfreesboro, TN)

of Tennessee

East Robertson 21 • 25-6

##	Player		Total FG-FGA	3-Ptr FG-FGA	FT-FTA	Rebounds Off	Def	Tot	PF	TP	A	TO	Blk	Stl	Min
00	Groves, Taylor	*	6-9	3-6	0-0	0	2	2	1	15	0	3	1	0	16
02	Groves, Isaiah		0-0	0-0	0-0	1	0	1	0	0	1	0	0	1	8
03	Luckett, Ryan		0-0	0-0	0-0	0	1	1	0	0	0	0	0	0	3
04	Groves, Shaun		0-0	0-0	0-0	0	1	1	2	0	3	4	0	1	8
11	Groves, Elijah	*	3-4	0-0	0-0	0	2	2	1	6	1	3	1	0	15
21	Prince, Zechariah	*	0-0	0-0	0-0	0	0	0	2	0	0	0	0	0	7
23	Eidson, Mason	*	0-0	0-0	0-0	0	0	0	1	0	1	1	0	0	10
24	Barnard, Jordan	*	0-2	0-1	0-0	0	2	2	0	0	0	0	0	0	10
	Team					0	3	3				1			
	Totals		9-15	3-7	0-0	1	11	12	7	21	6	12	2	2	-

1st - FG %:	4-7	57.1%	2nd:	5-8	62.5%	Game:	9-15	60.0%
3FG %:	2-4	50.0%		1-3	33.3%		3-7	42.9%
FT %:	0-0	0.0%		0-0	0.0%		0-0	0.0%

Deadball Rebounds
0

MAHS 24 • 23-6

##	Player		Total FG-FGA	3-Ptr FG-FGA	FT-FTA	Rebounds Off	Def	Tot	PF	TP	A	TO	Blk	Stl	Min
00	Carter, Courtney		0-1	0-1	0-0	0	0	0	0	0	1	0	0	0	3
01	Carter, Freddrick	*	2-3	1-2	1-2	0	0	0	1	6	1	0	1	0	12
02	Burks, Jarqavian	*	0-1	0-1	1-2	0	0	0	1	1	1	2	0	3	16
05	Jackson, Devin	*	1-6	0-1	0-0	1	1	2	1	2	0	1	0	1	12
10	Payton, DeShaun		2-2	1-1	3-3	0	0	0	0	8	0	0	0	0	6
11	Shaw, Geoffrey	*	2-4	1-2	0-0	0	2	2	2	5	2	3	0	0	12
24	Brown, Kumaro	*	1-3	0-0	0-0	1	1	2	2	2	0	1	0	1	16
	Team					1	1	2							
	Totals		8-20	3-8	5-7	3	5	8	7	24	5	7	1	5	-

1st - FG %:	4-10	40.0%	2nd:	4-10	40.0%	Game:	8-20	40.0%
3FG %:	2-5	40.0%		1-3	33.3%		3-8	37.5%
FT %:	1-2	50.0%		4-5	80.0%		5-7	71.4%

Deadball Rebounds
0

Officials:
Technical fouls: East Robertson-None. MAHS-None.
Attendance:

Score by periods	1st	2nd	3rd	4th	Total
East Robertson	10	11	0	0	21
MAHS	11	13	0	0	24

Points	In Paint	Off T/O	2nd Chance	Fast Break	Bench
EROB	12	4	2	0	0
MAHS	10	13	4	4	8

Last FG - EROB 2nd-00:36, MAHS 2nd-02:07.
Largest lead - EROB by 4 2nd-03:11, MAHS by 5 2nd-00:50.
EROB led for 04:33. MAHS led for 24:31. Game was tied for -5:-4.

Score tied - 3 times.
Lead changed - 7 times.

Official Basketball Box Score -- Thru 3rd Period
East Robertson vs MAHS
3/17/22 11:00 AM at Murphy Center (Murfreesboro, TN)

East Robertson 36 • 25-6

##	Player		Total FG-FGA	3-Ptr FG-FGA	FT-FTA	Rebounds Off	Def	Tot	PF	TP	A	TO	Blk	Stl	Min
00	Groves, Taylor	*	9-13	3-6	3-3	0	6	6	2	24	0	4	2	0	24
02	Groves, Isaiah		0-0	0-0	0-0	1	0	1	0	0	1	1	0	1	16
03	Luckett, Ryan		0-0	0-0	0-0	0	1	1	0	0	0	0	0	0	3
04	Groves, Shaun		2-2	0-0	0-0	0	1	1	2	4	3	4	0	2	11
11	Groves, Elijah	*	3-5	0-0	2-2	0	5	5	2	8	3	3	1	0	23
21	Prince, Zechariah	*	0-0	0-0	0-0	0	0	0	2	0	0	1	0	0	15
23	Eidson, Mason	*	0-0	0-0	0-0	0	0	0	1	0	1	2	0	0	13
24	Barnard, Jordan	*	0-2	0-1	0-0	0	2	2	1	0	0	1	0	0	12
	Team					0	4	4				1			
	Totals		14-22	3-7	5-5	1	19	20	10	36	8	17	3	3	-

	1st		2nd		3rd		Game		Deadball Rebounds
FG %:	4-7	57.1%	5-8	62.5%	5-7	71.4%	14-22	63.6%	
3FG %:	2-4	50.0%	1-3	33.3%	0-0	0.0%	3-7	42.9%	
FT %:	0-0	0.0%	0-0	0.0%	5-5	100.0%	5-5	100.0%	0

MAHS 33 • 23-6

##	Player		Total FG-FGA	3-Ptr FG-FGA	FT-FTA	Rebounds Off	Def	Tot	PF	TP	A	TO	Blk	Stl	Min
00	Carter, Courtney		0-1	0-1	0-0	0	0	0	0	0	1	0	0	0	3
01	Carter, Freddrick	*	3-4	1-2	1-2	0	0	0	4	8	1	0	1	1	15
02	Burks, Jarqavian	*	0-2	0-1	1-2	0	0	0	1	1	1	2	0	3	24
03	Norment, Jirmicheal		0-0	0-0	0-0	0	0	0	1	0	0	0	0	0	1
05	Jackson, Devin	*	1-9	0-2	2-2	1	2	3	1	4	0	1	0	1	19
10	Payton, DeShaun		2-5	1-1	3-3	0	1	1	0	8	0	0	0	0	11
11	Shaw, Geoffrey	*	2-7	1-2	0-0	1	2	3	3	5	3	3	0	1	20
24	Brown, Kumaro	*	3-7	0-0	1-2	3	1	4	2	7	0	2	0	1	24
	Team					2	1	3							
	Totals		11-35	3-9	8-11	7	7	14	12	33	6	8	1	7	-

	1st		2nd		3rd		Game		Deadball Rebounds
FG %:	4-10	40.0%	4-10	40.0%	3-15	20.0%	11-35	31.4%	
3FG %:	2-5	40.0%	1-3	33.3%	0-1	0.0%	3-9	33.3%	
FT %:	1-2	50.0%	4-5	80.0%	3-4	75.0%	8-11	72.7%	1

Officials:
Technical fouls: East Robertson-None. MAHS-None.
Attendance:

Score by periods	1st	2nd	3rd	4th	Total
East Robertson	10	11	15	0	36
MAHS	11	13	9	0	33

Points	In Paint	Off T/O	2nd Chance	Fast Break	Bench
EROB	22	6	2	2	4
MAHS	16	18	7	6	8

Last FG - EROB 3rd-00:36, MAHS 3rd-00:11.
Largest lead - EROB by 5 3rd-00:36, MAHS by 5 2nd-00:50.
EROB led for 15:24. MAHS led for 13:05. Game was tied for -4:-29.

Score tied - 6 times.
Lead changed - 10 times.

Official Basketball Box Score -- Game Totals -- Final Statistics

East Robertson vs Hampton

3/18/22 4:30 PM at Murphy Center (Murfreesboro, TN)

of Tennessee

East Robertson 58 • 25-6

##	Player		Total FG-FGA	3-Ptr FG-FGA	FT-FTA	Rebounds Off	Def	Tot	PF	TP	A	TO	Blk	Stl	Min
00	Groves, Taylor	*	10-17	5-9	2-5	1	5	6	2	27	2	4	4	1	36
02	Groves, Isaiah		0-1	0-1	0-0	0	1	1	1	0	3	0	0	3	26
03	Luckett, Ryan		0-0	0-0	0-0	0	2	2	3	0	1	1	1	0	13
04	Groves, Shaun		1-4	0-0	1-4	2	1	3	4	3	1	4	0	1	17
11	Groves, Elijah	*	3-7	0-1	2-2	2	7	9	0	8	4	4	3	3	36
21	Prince, Zechariah	*	1-2	0-0	0-0	0	2	2	5	2	0	1	1	0	10
23	Eidson, Mason	*	3-6	2-5	0-0	1	3	4	0	8	1	1	0	0	27
24	Barnard, Jordan	*	4-7	2-4	0-0	2	1	3	1	10	2	3	0	0	15
	Team					0	1	1							
	Totals		22-44	9-20	5-11	8	23	31	16	58	14	18	9	8	180

	1st		2nd		3rd		4th		Game		Deadball Rebounds
FG %:	5-13	38.5%	8-10	80.0%	5-13	38.5%	2-6	33.3%	22-44	50.0%	2
3FG %:	1-6	16.7%	5-7	71.4%	2-4	50.0%	1-3	33.3%	9-20	45.0%	
FT %:	1-2	50.0%	0-0	0.0%	0-0	0.0%	1-3	33.3%	5-11	45.5%	

Hampton 56 • 27-8

##	Player		Total FG-FGA	3-Ptr FG-FGA	FT-FTA	Rebounds Off	Def	Tot	PF	TP	A	TO	Blk	Stl	Min
01	Trivett, Dylan		0-0	0-0	0-0	0	0	0	0	0	0	0	0	0	0+
02	Harrison, Michael	*	2-9	2-7	0-0	0	0	0	2	6	2	0	0	2	33
04	McCoury, Isaiah	*	1-2	1-1	0-0	0	0	0	1	3	4	4	0	0	31
11	Buckles, Cadon	*	6-13	0-2	2-4	2	3	5	5	14	4	4	0	2	35
12	Holtsclaw, Dalton		2-3	2-3	0-0	0	2	2	0	6	0	2	0	0	10
14	Whitehead, Logan		2-4	0-0	0-0	2	0	2	2	4	1	1	2	0	19
24	Lyons, Morgan	*	7-12	0-0	5-9	2	6	8	0	19	0	2	0	1	33
30	Burleson, Conor	*	0-0	0-0	0-0	0	1	1	0	0	0	0	0	0	1
34	Campbell, Hayden		2-6	0-0	0-0	1	4	5	2	4	1	1	0	1	18
	Team					1	2	3							
	Totals		22-49	5-13	7-13	8	18	26	12	56	12	14	2	6	180

	1st		2nd		3rd		4th		Game		Deadball Rebounds
FG %:	7-15	46.7%	4-10	40.0%	6-11	54.5%	3-7	42.9%	22-49	44.9%	2
3FG %:	1-4	25.0%	2-4	50.0%	1-3	33.3%	0-0	0.0%	5-13	38.5%	
FT %:	1-2	50.0%	1-2	50.0%	3-5	60.0%	2-4	50.0%	7-13	53.8%	

Officials: Shawn Wilson, Bo Bates, Mike Lewis
Technical fouls: East Robertson-None. Hampton-None.
Attendance:

Score by periods	1st	2nd	3rd	4th	OT	Total
East Robertson	12	21	12	6	7	58
Hampton	16	11	16	8	5	56

Points	In Paint	Off T/O	2nd Chance	Fast Break	Bench
EROB	26	15	6	6	3
HAMPTO	32	21	10	6	14

Last FG - EROB OT-00:48, HAMPTON OT-00:01.
Largest lead - EROB by 9 2nd-05:18, HAMPTON by 6 1st-01:10.
EROB led for 24:19. HAMPTON led for 07:39. Game was tied for 03:55.

Score tied - 2 times.
Lead changed - 9 times.

East Robertson vs Hampton
3/18/22 4:30 PM at Murphy Center (Murfreesboro, TN)
1st PERIOD Play-by-Play (Page 1)

Time	Score	Margin	HOME/VISITOR
07:46			MISSED 3 PTR by Barnard, Jordan
07:46			REBOUND (DEF) by Burleson, Conor
07:35			MISSED JUMPER by Buckles, Cadon
07:35			REBOUND (DEF) by Groves, Elijah
07:24			MISSED 3 PTR by Eidson, Mason
07:24			REBOUND (DEF) by Lyons, Morgan
07:20			FOUL by Prince, Zechariah (P1T1)
06:52	2-0	H 2	GOOD! JUMPER by Lyons, Morgan [PNT]
06:39	2-3	V 1	GOOD! 3 PTR by Barnard, Jordan
06:39			ASSIST by Groves, Elijah
06:25			MISSED 3 PTR by Harrison, Michael
06:25			REBOUND (DEF) by Eidson, Mason
06:13			MISSED LAYUP by Groves, Elijah
06:13			REBOUND (OFF) by Groves, Elijah
06:09	2-5	V 3	GOOD! JUMPER by Groves, Elijah [PNT]
05:52	4-5	V 1	GOOD! LAYUP by Buckles, Cadon [PNT]
05:52			ASSIST by Campbell, Hayden
05:31			MISSED 3 PTR by Groves, Taylor
05:31			REBOUND (DEF) by Buckles, Cadon
05:25			MISSED LAYUP by Harrison, Michael
05:25			BLOCK by Groves, Taylor
05:21			REBOUND (OFF) by Buckles, Cadon
05:16	6-5	H 1	GOOD! LAYUP by Buckles, Cadon [PNT]
05:11			TURNOVR by Barnard, Jordan
05:10			STEAL by Campbell, Hayden
05:07	8-5	H 3	GOOD! LAYUP by Buckles, Cadon [FB/PNT]
05:07			ASSIST by McCoury, Isaiah
04:41			MISSED 3 PTR by Eidson, Mason
04:41			REBOUND (OFF) by Barnard, Jordan
04:34			MISSED LAYUP by Barnard, Jordan
04:34			REBOUND (OFF) by Barnard, Jordan
04:31	8-7	H 1	GOOD! TIP-IN by Barnard, Jordan [PNT]
04:18			MISSED 3 PTR by Harrison, Michael
04:18			REBOUND (DEF) by Prince, Zechariah
04:09			MISSED 3 PTR by Groves, Elijah
04:09			REBOUND (DEF) by Buckles, Cadon
03:58	10-7	H 3	GOOD! LAYUP by Lyons, Morgan [PNT]
03:58			ASSIST by Buckles, Cadon
03:48	10-9	H 1	GOOD! LAYUP by Prince, Zechariah [FB/PNT
03:48			ASSIST by Groves, Elijah
03:08			MISSED LAYUP by Buckles, Cadon
03:08			BLOCK by Groves, Elijah
03:04			REBOUND (DEF) by Barnard, Jordan
03:03			FOUL by Prince, Zechariah (P2T2)
03:03			TURNOVR by Prince, Zechariah
02:28	12-9	H 3	GOOD! LAYUP by Whitehead, Logan [PNT]
02:19			TURNOVR by Barnard, Jordan
02:18			STEAL by Harrison, Michael
02:16			FOUL by Barnard, Jordan (P1T3)
02:16	13-9	H 4	GOOD! FT SHOT by Buckles, Cadon
02:16			MISSED FT SHOT by Buckles, Cadon
02:16			REBOUND (DEF) by Luckett, Ryan
01:59			FOUL by Campbell, Hayden (P1T1)
01:59	13-10	H 3	GOOD! FT SHOT by Groves, Shaun
01:59			MISSED FT SHOT by Groves, Shaun
01:59			REBOUND (DEF) by Campbell, Hayden
01:44			MISSED JUMPER by Campbell, Hayden
01:44			BLOCK by Groves, Elijah
01:42			REBOUND (DEF) by Eidson, Mason
01:32			FOUL by Groves, Shaun (P1T4)
01:32			TURNOVR by Groves, Shaun
01:10	16-10	H 6	GOOD! 3 PTR by Holtsclaw, Dalton
00:57			FOUL by Whitehead, Logan (P1T2)
00:44	16-12	H 4	GOOD! LAYUP by Groves, Taylor [PNT]
00:44			ASSIST by Eidson, Mason
00:28			MISSED LAYUP by Whitehead, Logan
00:28			REBOUND (DEF) by Luckett, Ryan
00:21			FOUL by Groves, Shaun (P2T5)
00:21			TURNOVR by Groves, Shaun
00:10			MISSED 3 PTR by Holtsclaw, Dalton
00:10			REBOUND (DEF) by Groves, Elijah
00:03			MISSED LAYUP by Groves, Taylor
00:03			REBOUND (OFF) by Groves, Taylor

1st period-only	In Paint	Off T/O	2nd Chance	Fast Break	Bench
East Robertson	8	0	4	2	1
Hampton	12	8	2	2	5

East Robertson vs Hampton
3/18/22 4:30 PM at Murphy Center (Murfreesboro, TN)
2nd PERIOD Play-by-Play (Page 1)

Time	Score	Margin	HOME/VISITOR
07:51			FOUL by Buckles, Cadon (P1T3)
07:51			TURNOVR by Buckles, Cadon
07:43	16-15	H 1	GOOD! 3 PTR by Groves, Taylor
07:43			ASSIST by Luckett, Ryan
07:14			FOUL by Whitehead, Logan (P2T4)
07:14			TURNOVR by Whitehead, Logan
07:00	16-18	V 2	GOOD! 3 PTR by Groves, Taylor
07:00			ASSIST by Groves, Elijah
06:44			TURNOVR by McCoury, Isaiah
06:36	16-20	V 4	GOOD! LAYUP by Groves, Elijah [PNT]
06:36			ASSIST by Barnard, Jordan
06:28			TIMEOUT 30sec
05:59			TURNOVR by Buckles, Cadon
05:58			STEAL by Groves, Isaiah
05:56			TURNOVR by Luckett, Ryan
05:46			MISSED 3 PTR by Buckles, Cadon
05:46			REBOUND (DEF) by Groves, Elijah
05:46			FOUL by Campbell, Hayden (P2T5)
05:30	16-23	V 7	GOOD! 3 PTR by Barnard, Jordan
05:30			ASSIST by Groves, Taylor
05:20			TURNOVR by McCoury, Isaiah
05:20			STEAL by Groves, Isaiah
05:18	16-25	V 9	GOOD! LAYUP by Groves, Elijah [FB/PNT]
05:18			ASSIST by Groves, Isaiah
05:15			TIMEOUT TEAM
05:12			TURNOVR by Holtsclaw, Dalton
05:12			STEAL by Groves, Elijah
05:10			TURNOVR by Groves, Elijah
04:45			FOUL by Groves, Isaiah (P1T6)
04:31			TURNOVR by Holtsclaw, Dalton
04:30			STEAL by Groves, Isaiah
04:23			MISSED 3 PTR by Groves, Isaiah
04:23			REBOUND (DEF) by Campbell, Hayden
04:10	19-25	V 6	GOOD! 3 PTR by Harrison, Michael
04:10			ASSIST by Buckles, Cadon
03:48			MISSED 3 PTR by Barnard, Jordan
03:48			REBOUND (DEF) by (TEAM)
03:25			MISSED LAYUP by Campbell, Hayden
03:25			BLOCK by Luckett, Ryan
03:25			REBOUND (OFF) by (TEAM)
03:22			TURNOVR by Campbell, Hayden
03:10	19-27	V 8	GOOD! LAYUP by Eidson, Mason [PNT]
02:27			MISSED LAYUP by Buckles, Cadon
02:27			REBOUND (DEF) by Eidson, Mason
02:25			TURNOVR by Eidson, Mason
02:06	22-27	V 5	GOOD! 3 PTR by Harrison, Michael
02:06			ASSIST by McCoury, Isaiah
01:55			TURNOVR by Groves, Elijah
01:44			MISSED LAYUP by Lyons, Morgan
01:44			REBOUND (OFF) by Buckles, Cadon
01:23	24-27	V 3	GOOD! LAYUP by Lyons, Morgan [PNT]
01:23			ASSIST by McCoury, Isaiah
01:06			TURNOVR by Groves, Elijah
01:00			STEAL by Buckles, Cadon
00:56			MISSED 3 PTR by Harrison, Michael
00:56			REBOUND (DEF) by Groves, Taylor
00:52			TURNOVR by Groves, Taylor
00:51			STEAL by Buckles, Cadon
00:50	26-27	V 1	GOOD! LAYUP by Buckles, Cadon [FB/PNT]
00:38	26-30	V 4	GOOD! 3 PTR by Groves, Taylor
00:11			MISSED JUMPER by Harrison, Michael
00:11			REBOUND (OFF) by Whitehead, Logan
00:06			FOUL by Luckett, Ryan (P1T7)
00:06			MISSED FT SHOT by Buckles, Cadon
00:06			REBOUND (OFF) by (DEADBALL)
00:06	27-30	V 3	GOOD! FT SHOT by Buckles, Cadon
00:03	27-33	V 6	GOOD! 3 PTR by Groves, Taylor
00:03			ASSIST by Barnard, Jordan

2nd period-only	In Paint	Off T/O	2nd Chance	Fast Break	Bench
East Robertson	6	12	0	2	0
Hampton	4	7	3	2	0

East Robertson vs Hampton
3/18/22 4:30 PM at Murphy Center (Murfreesboro, TN)
3rd PERIOD Play-by-Play (Page 1)

Time	Score	Margin	HOME/VISITOR
07:49			MISSED 3 PTR by Eidson, Mason
07:49			REBOUND (OFF) by Eidson, Mason
07:46			FOUL by Prince, Zechariah (P3T1)
07:06			TURNOVR by Lyons, Morgan
06:31			FOUL by Luckett, Ryan (P2T2)
06:31	28-33	V 5	GOOD! FT SHOT by Lyons, Morgan
06:31	29-33	V 4	GOOD! FT SHOT by Lyons, Morgan
06:10			MISSED JUMPER by Groves, Elijah
06:10			BLOCK by Whitehead, Logan
06:10			REBOUND (DEF) by Lyons, Morgan
05:44			FOUL by Luckett, Ryan (P3T3)
05:44	30-33	V 3	GOOD! FT SHOT by Lyons, Morgan
05:44			MISSED FT SHOT by Lyons, Morgan
05:44			REBOUND (DEF) by (TEAM)
05:35	30-35	V 5	GOOD! JUMPER by Groves, Taylor [PNT]
05:19	32-35	V 3	GOOD! LAYUP by Lyons, Morgan [PNT]
05:08			MISSED 3 PTR by Groves, Taylor
05:08			REBOUND (OFF) by Groves, Shaun
05:05			MISSED LAYUP by Groves, Shaun
05:05			REBOUND (OFF) by Groves, Shaun
05:00	32-37	V 5	GOOD! TIP-IN by Groves, Shaun [PNT]
04:57			MISSED 3 PTR by Harrison, Michael
04:57			REBOUND (OFF) by Whitehead, Logan
04:52	35-37	V 2	GOOD! 3 PTR by McCoury, Isaiah
04:52			ASSIST by Whitehead, Logan
04:32			MISSED JUMPER by Groves, Shaun
04:32			REBOUND (DEF) by Lyons, Morgan
04:10			MISSED JUMPER by Lyons, Morgan
04:10			BLOCK by Groves, Taylor
04:08			REBOUND (DEF) by Groves, Shaun
03:37	35-40	V 5	GOOD! 3 PTR by Eidson, Mason
03:37			ASSIST by Groves, Isaiah
03:35			TIMEOUT 30sec
03:21			MISSED 3 PTR by Buckles, Cadon
03:21			REBOUND (DEF) by Groves, Taylor
03:14			MISSED LAYUP by Groves, Shaun
03:14			REBOUND (DEF) by Buckles, Cadon
03:02			MISSED LAYUP by Lyons, Morgan
03:02			BLOCK by Groves, Elijah
03:01			REBOUND (OFF) by Lyons, Morgan
03:01	37-40	V 3	GOOD! LAYUP by Lyons, Morgan [PNT]
03:01			FOUL by Groves, Shaun (P3T4)
03:01			MISSED FT SHOT by Lyons, Morgan
03:01			REBOUND (DEF) by Groves, Elijah
02:52			MISSED JUMPER by Groves, Taylor
02:52			REBOUND (DEF) by Campbell, Hayden
02:38	39-40	V 1	GOOD! LAYUP by Lyons, Morgan [PNT]
02:38			ASSIST by Buckles, Cadon
02:19			MISSED JUMPER by Groves, Elijah
02:19			REBOUND (DEF) by Lyons, Morgan
01:52	41-40	H 1	GOOD! LAYUP by Lyons, Morgan [PNT]
01:52			ASSIST by Buckles, Cadon
01:42			FOUL by Harrison, Michael (P1T1)
01:32	41-42	V 1	GOOD! LAYUP by Barnard, Jordan [PNT]
01:32			ASSIST by Groves, Taylor
01:06	43-42	H 1	GOOD! JUMPER by Buckles, Cadon [PNT]
00:31	43-45	V 2	GOOD! 3 PTR by Eidson, Mason
00:31			ASSIST by Groves, Isaiah
00:06			MISSED LAYUP by Buckles, Cadon
00:06			REBOUND (DEF) by Groves, Elijah

Time	Score	Margin	HOME/VISITOR

3rd period-only	In Paint	Off T/O	2nd Chance	Fast Break	Bench
East Robertson	6	0	2	0	2
Hampton	10	0	5	0	0

East Robertson vs Hampton
3/18/22 4:30 PM at Murphy Center (Murfreesboro, TN)
4th PERIOD Play-by-Play (Page 1)

Time	Score	Margin	HOME/VISITOR
07:42	43-47	V 4	GOOD! LAYUP by Groves, Taylor [PNT]
07:41			FOUL by Buckles, Cadon (P2T2)
07:41			MISSED FT SHOT by Groves, Taylor
07:41			REBOUND (DEF) by Lyons, Morgan
07:32			TURNOVR by McCoury, Isaiah
07:31			STEAL by Groves, Taylor
07:30			FOUL by Buckles, Cadon (P3T3)
07:30			MISSED FT SHOT by Groves, Taylor
07:30			REBOUND (OFF) by (DEADBALL)
07:30	43-48	V 5	GOOD! FT SHOT by Groves, Taylor
07:17			FOUL by Prince, Zechariah (P4T5)
07:17			MISSED FT SHOT by Lyons, Morgan
07:17			REBOUND (OFF) by (DEADBALL)
07:17			MISSED FT SHOT by Lyons, Morgan
07:17			REBOUND (DEF) by Groves, Elijah
07:00			TURNOVR by Barnard, Jordan
06:58			STEAL by Lyons, Morgan
06:54			MISSED LAYUP by Whitehead, Logan
06:54			BLOCK by Groves, Taylor
06:53			REBOUND (DEF) by Groves, Isaiah
06:22			MISSED 3 PTR by Groves, Taylor
06:22			REBOUND (OFF) by Groves, Elijah
06:19			TURNOVR by Groves, Elijah
06:14			MISSED JUMPER by Campbell, Hayden
06:14			BLOCK by Prince, Zechariah
06:09			REBOUND (DEF) by Groves, Taylor
05:31			FOUL by Harrison, Michael (P2T4)
05:29			MISSED JUMPER by Groves, Taylor
05:29			REBOUND (DEF) by Campbell, Hayden
05:07	45-48	V 3	GOOD! JUMPER by Campbell, Hayden
05:07			ASSIST by McCoury, Isaiah
04:38			TURNOVR by Groves, Taylor
04:38			FOUL by Groves, Taylor (P1T6)
04:12			MISSED LAYUP by Buckles, Cadon
04:12			REBOUND (OFF) by Campbell, Hayden
04:09			MISSED LAYUP by Campbell, Hayden
04:09			REBOUND (DEF) by Prince, Zechariah
03:58			MISSED LAYUP by Prince, Zechariah
03:58			REBOUND (DEF) by Lyons, Morgan
03:57			FOUL by Prince, Zechariah (P5T7)
03:57	46-48	V 2	GOOD! FT SHOT by Lyons, Morgan
03:57	47-48	V 1	GOOD! FT SHOT by Lyons, Morgan
03:33			FOUL by Groves, Shaun (P4T8)
03:33			TURNOVR by Groves, Shaun
02:29			TURNOVR by Buckles, Cadon
02:29			STEAL by Groves, Elijah
01:21			TURNOVR by Groves, Taylor
01:21			STEAL by Harrison, Michael
00:55	49-48	H 1	GOOD! LAYUP by Whitehead, Logan [PNT]
00:47			FOUL by Groves, Taylor (P2T9)
00:47			TURNOVR by Groves, Taylor
00:47			TIMEOUT TEAM
00:33	51-48	H 3	GOOD! LAYUP by Campbell, Hayden [PNT]
00:33			ASSIST by Harrison, Michael
00:33			TIMEOUT 30sec
00:23	51-51	T 1	GOOD! 3 PTR by Groves, Taylor
00:23			ASSIST by Groves, Elijah
00:17			TIMEOUT TEAM
00:01			TURNOVR by Buckles, Cadon
00:01			TIMEOUT TEAM
00:01			MISSED 3 PTR by Groves, Taylor
00:01			BLOCK by Whitehead, Logan
00:01			REBOUND (DEF) by (TEAM)

Time	Score	Margin	HOME/VISITOR

4th period-only	In Paint	Off T/O	2nd Chance	Fast Break	Bench
East Robertson	2	1	0	0	0
Hampton	4	4	0	0	6

East Robertson vs Hampton
3/18/22 4:30 PM at Murphy Center (Murfreesboro, TN)
OT PERIOD Play-by-Play (Page 1)

Time	Score	Margin	HOME/VISITOR
02:53			MISSED LAYUP by Lyons, Morgan
02:53			REBOUND (OFF) by Lyons, Morgan
02:48			MISSED LAYUP by Lyons, Morgan
02:48			BLOCK by Groves, Taylor
02:47			REBOUND (DEF) by Groves, Taylor
02:44	51-53	V 2	GOOD! LAYUP by Groves, Taylor [FB/PNT]
02:31			MISSED LAYUP by McCoury, Isaiah
02:31			REBOUND (DEF) by Groves, Elijah
01:57			TURNOVR by Groves, Shaun
01:53	53-53	T 2	GOOD! LAYUP by Buckles, Cadon [FB/PNT]
01:53			ASSIST by Harrison, Michael
00:55			TIMEOUT TEAM
00:48	53-55	V 2	GOOD! LAYUP by Groves, Taylor [PNT]
00:48			ASSIST by Groves, Shaun
00:36			TURNOVR by McCoury, Isaiah
00:35			STEAL by Groves, Shaun
00:33			FOUL by McCoury, Isaiah (P1T5)
00:33			MISSED FT SHOT by Groves, Shaun
00:33			REBOUND (OFF) by (DEADBALL)
00:33			MISSED FT SHOT by Groves, Shaun
00:33			REBOUND (DEF) by Holtsclaw, Dalton
00:23			TURNOVR by Lyons, Morgan
00:22			STEAL by Groves, Elijah
00:20			FOUL by Buckles, Cadon (P4T6)
00:20	53-56	V 3	GOOD! FT SHOT by Groves, Elijah
00:20	53-57	V 4	GOOD! FT SHOT by Groves, Elijah
00:11			MISSED 3 PTR by Harrison, Michael
00:11			REBOUND (DEF) by Groves, Taylor
00:04			FOUL by Buckles, Cadon (P5T7)
00:04	53-58	V 5	GOOD! FT SHOT by Groves, Taylor
00:04			MISSED FT SHOT by Groves, Taylor
00:04			REBOUND (DEF) by Holtsclaw, Dalton
00:01	56-58	V 2	GOOD! 3 PTR by Holtsclaw, Dalton

Time	Score	Margin	HOME/VISITOR

OT period-only	In Paint	Off T/O	2nd Chance	Fast Break	Bench
East Robertson	4	2	0	2	0
Hampton	2	2	0	2	3

Official Basketball Box Score -- Thru 1st Period
East Robertson vs Hampton
3/18/22 4:30 PM at Murphy Center (Murfreesboro, TN)

of Tennessee

East Robertson 12 • 25-6

##	Player		Total FG-FGA	3-Ptr FG-FGA	FT-FTA	Rebounds Off	Def	Tot	PF	TP	A	TO	Blk	Stl	Min
00	Groves, Taylor	*	1-3	0-1	0-0	1	0	1	0	2	0	0	1	0	8
02	Groves, Isaiah		0-0	0-0	0-0	0	0	0	0	0	0	0	0	0	0+
03	Luckett, Ryan		0-0	0-0	0-0	0	2	2	0	0	0	0	0	0	3
04	Groves, Shaun		0-0	0-0	1-2	0	0	0	2	1	0	2	0	0	1
11	Groves, Elijah	*	1-3	0-1	0-0	1	2	3	0	2	2	0	2	0	8
21	Prince, Zechariah	*	1-1	0-0	0-0	0	1	1	2	2	0	1	0	0	4
23	Eidson, Mason	*	0-2	0-2	0-0	0	2	2	0	0	1	0	0	0	8
24	Barnard, Jordan	*	2-4	1-2	0-0	2	1	3	1	5	0	2	0	0	5
	Team					0	0	0							
	Totals		5-13	1-6	1-2	4	8	12	5	12	3	5	3	0	-

1st - FG %:	5-13	38.5%	Game:	5-13	38.5%
3FG %:	1-6	16.7%		1-6	16.7%
FT %:	1-2	50.0%		1-2	50.0%

Deadball Rebounds
0

Hampton 16 • 27-8

##	Player		Total FG-FGA	3-Ptr FG-FGA	FT-FTA	Rebounds Off	Def	Tot	PF	TP	A	TO	Blk	Stl	Min
02	Harrison, Michael	*	0-3	0-2	0-0	0	0	0	0	0	0	0	0	1	7
04	McCoury, Isaiah	*	0-0	0-0	0-0	0	0	0	0	0	1	0	0	0	6
11	Buckles, Cadon	*	3-5	0-0	1-2	1	2	3	0	7	1	0	0	0	6
12	Holtsclaw, Dalton		1-2	1-2	0-0	0	0	0	0	3	0	0	0	0	3
14	Whitehead, Logan		1-2	0-0	0-0	0	0	0	1	2	0	0	0	0	3
24	Lyons, Morgan	*	2-2	0-0	0-0	0	1	1	0	4	0	0	0	0	6
30	Burleson, Conor	*	0-0	0-0	0-0	0	1	1	0	0	0	0	0	0	1
34	Campbell, Hayden		0-1	0-0	0-0	0	1	1	1	0	1	0	0	1	4
	Team					0	0	0							
	Totals		7-15	1-4	1-2	1	5	6	2	16	3	0	0	2	-

1st - FG %:	7-15	46.7%	Game:	7-15	46.7%
3FG %:	1-4	25.0%		1-4	25.0%
FT %:	1-2	50.0%		1-2	50.0%

Deadball Rebounds
0

Officials: Shawn Wilson, Bo Bates, Mike Lewis
Technical fouls: East Robertson-None. Hampton-None.
Attendance:

Score by periods	1st	2nd	3rd	4th	OT	Total
East Robertson	12	0	0	0	0	12
Hampton	16	0	0	0	0	16

Points	In Paint	Off T/O	2nd Chance	Fast Break	Bench
EROB	8	0	4	2	1
HAMPTON	12	8	2	2	5

Last FG - EROB 1st-00:44, HAMPTON 1st-01:10.
Largest lead - EROB by 3 1st-06:09, HAMPTON by 6 1st-01:10.
EROB led for 01:23. HAMPTON led for 33:22. Game was tied for -6:-52.

Score tied - 0 times.
Lead changed - 2 times.

Official Basketball Box Score -- Thru 2nd Period
East Robertson vs Hampton
3/18/22 4:30 PM at Murphy Center (Murfreesboro, TN)

East Robertson 33 • 25-6

##	Player		Total FG-FGA	3-Ptr FG-FGA	FT-FTA	Rebounds Off	Def	Tot	PF	TP	A	TO	Blk	Stl	Min
00	Groves, Taylor	*	5-7	4-5	0-0	1	1	2	0	14	1	1	1	0	16
02	Groves, Isaiah		0-1	0-1	0-0	0	0	0	1	0	1	0	0	3	8
03	Luckett, Ryan		0-0	0-0	0-0	0	2	2	1	0	1	1	1	0	10
04	Groves, Shaun		0-0	0-0	1-2	0	0	0	2	1	0	2	0	0	1
11	Groves, Elijah	*	3-5	0-1	0-0	1	3	4	0	6	3	3	2	1	16
21	Prince, Zechariah	*	1-1	0-0	0-0	0	1	1	2	2	0	1	0	0	4
23	Eidson, Mason	*	1-3	0-2	0-0	0	3	3	0	2	1	1	0	0	11
24	Barnard, Jordan	*	3-6	2-4	0-0	2	1	3	1	8	2	2	0	0	10
	Team					0	0	0							
	Totals		13-23	6-13	1-2	4	11	15	7	33	9	11	4	4	-

1st - FG %:	5-13	38.5%	2nd:	8-10	80.0%	Game:	13-23	56.5%
3FG %:	1-6	16.7%		5-7	71.4%		6-13	46.2%
FT %:	1-2	50.0%		0-0	0.0%		1-2	50.0%

Deadball Rebounds
0

Hampton 27 • 27-8

##	Player		Total FG-FGA	3-Ptr FG-FGA	FT-FTA	Rebounds Off	Def	Tot	PF	TP	A	TO	Blk	Stl	Min
01	Trivett, Dylan		0-0	0-0	0-0	0	0	0	0	0	0	0	0	0	0+
02	Harrison, Michael	*	2-7	2-5	0-0	0	0	0	0	6	0	0	0	1	15
04	McCoury, Isaiah	*	0-0	0-0	0-0	0	0	0	0	0	3	2	0	0	13
11	Buckles, Cadon	*	4-8	0-1	2-4	2	2	4	1	10	2	2	0	2	14
12	Holtsclaw, Dalton		1-2	1-2	0-0	0	0	0	0	3	0	2	0	0	4
14	Whitehead, Logan		1-2	0-0	0-0	1	0	1	2	2	0	1	0	0	6
24	Lyons, Morgan	*	3-4	0-0	0-0	0	1	1	0	6	0	0	0	0	14
30	Burleson, Conor	*	0-0	0-0	0-0	0	1	1	0	0	0	0	0	0	1
34	Campbell, Hayden		0-2	0-0	0-0	0	2	2	2	0	1	1	0	1	9
	Team					1	1	2							
	Totals		11-25	3-8	2-4	4	7	11	5	27	6	8	0	4	-

1st - FG %:	7-15	46.7%	2nd:	4-10	40.0%	Game:	11-25	44.0%
3FG %:	1-4	25.0%		2-4	50.0%		3-8	37.5%
FT %:	1-2	50.0%		1-2	50.0%		2-4	50.0%

Deadball Rebounds
1

Officials: Shawn Wilson, Bo Bates, Mike Lewis
Technical fouls: East Robertson-None. Hampton-None.
Attendance:

Score by periods	1st	2nd	3rd	4th	OT	Total
East Robertson	12	21	0	0	0	33
Hampton	16	11	0	0	0	27

Points	In Paint	Off T/O	2nd Chance	Fast Break	Bench
EROB	14	12	4	4	1
HAMPTON	16	15	5	4	5

Last FG - EROB 2nd-00:03, HAMPTON 2nd-00:50.
Largest lead - EROB by 9 2nd-05:18, HAMPTON by 6 1st-01:10.
EROB led for 28:23. HAMPTON led for 06:22. Game was tied for -6:-52.

Score tied - 0 times.
Lead changed - 3 times.

Official Basketball Box Score -- Thru 3rd Period
East Robertson vs Hampton
3/18/22 4:30 PM at Murphy Center (Murfreesboro, TN)

East Robertson 45 • 25-6

##	Player		Total FG-FGA	3-Ptr FG-FGA	FT-FTA	Rebounds Off	Def	Tot	PF	TP	A	TO	Blk	Stl	Min
00	Groves, Taylor	*	6-10	4-6	0-0	1	2	3	0	16	2	1	2	0	23
02	Groves, Isaiah		0-1	0-1	0-0	0	0	0	1	0	3	0	0	3	14
03	Luckett, Ryan		0-0	0-0	0-0	0	2	2	3	0	1	1	1	0	12
04	Groves, Shaun		1-4	0-0	1-2	2	1	3	3	3	0	2	0	0	4
11	Groves, Elijah	*	3-7	0-1	0-0	1	5	6	0	6	3	3	3	1	24
21	Prince, Zechariah	*	1-1	0-0	0-0	0	1	1	3	2	0	1	0	0	5
23	Eidson, Mason	*	3-6	2-5	0-0	1	3	4	0	8	1	1	0	0	19
24	Barnard, Jordan	*	4-7	2-4	0-0	2	1	3	1	10	2	2	0	0	15
	Team					0	1	1							
	Totals		18-36	8-17	1-2	7	16	23	11	45	12	11	6	4	-

1st - FG %:	5-13	38.5%	2nd:	8-10	80.0%	3rd:	5-13	38.5%	Game:	18-36	50.0%
3FG %:	1-6	16.7%		5-7	71.4%		2-4	50.0%		8-17	47.1%
FT %:	1-2	50.0%		0-0	0.0%		0-0	0.0%		1-2	50.0%

Deadball Rebounds
0

Hampton 43 • 27-8

##	Player		Total FG-FGA	3-Ptr FG-FGA	FT-FTA	Rebounds Off	Def	Tot	PF	TP	A	TO	Blk	Stl	Min
01	Trivett, Dylan		0-0	0-0	0-0	0	0	0	0	0	0	0	0	0	0+
02	Harrison, Michael	*	2-8	2-6	0-0	0	0	0	1	6	0	0	0	1	21
04	McCoury, Isaiah	*	1-1	1-1	0-0	0	0	0	0	3	3	2	0	0	19
11	Buckles, Cadon	*	5-11	0-2	2-4	2	3	5	1	12	4	2	0	2	22
12	Holtsclaw, Dalton		1-2	1-2	0-0	0	0	0	0	3	0	2	0	0	8
14	Whitehead, Logan		1-2	0-0	0-0	2	0	2	2	2	1	1	1	0	12
24	Lyons, Morgan	*	7-10	0-0	3-5	1	4	5	0	17	0	1	0	0	20
30	Burleson, Conor	*	0-0	0-0	0-0	0	1	1	0	0	0	0	0	0	1
34	Campbell, Hayden		0-2	0-0	0-0	0	3	3	2	0	1	1	0	1	12
	Team					1	1	2							
	Totals		17-36	4-11	5-9	6	12	18	6	43	9	9	1	4	-

1st - FG %:	7-15	46.7%	2nd:	4-10	40.0%	3rd:	6-11	54.5%	Game:	17-36	47.2%
3FG %:	1-4	25.0%		2-4	50.0%		1-3	33.3%		4-11	36.4%
FT %:	1-2	50.0%		1-2	50.0%		3-5	60.0%		5-9	55.6%

Deadball Rebounds
1

Officials: Shawn Wilson, Bo Bates, Mike Lewis
Technical fouls: East Robertson-None. Hampton-None.
Attendance:

Score by periods	1st	2nd	3rd	4th	OT	Total
East Robertson	12	21	12	0	0	45
Hampton	16	11	16	0	0	43

Points	In Paint	Off T/O	2nd Chance	Fast Break	Bench
EROB	20	12	6	4	3
HAMPTON	26	15	10	4	5

Last FG - EROB 3rd-00:31, HAMPTON 3rd-01:06.
Largest lead - EROB by 9 2nd-05:18, HAMPTON by 6 1st-01:10.
EROB led for 27:28. HAMPTON led for 07:17. Game was tied for -6:-52.

Score tied - 0 times.
Lead changed - 7 times.

Official Basketball Box Score -- Thru 4th Period
East Robertson vs Hampton
3/18/22 4:30 PM at Murphy Center (Murfreesboro, TN)

East Robertson 51

##	Player		Total FG-FGA	3-Ptr FG-FGA	FT-FTA	Rebounds Off	Def	Tot	PF	TP	A	TO	Blk	Stl	Min
00	Groves, Taylor	*	8-15	5-9	1-3	1	3	4	2	22	2	4	3	1	31
02	Groves, Isaiah		0-1	0-1	0-0	0	1	1	1	0	3	0	0	3	22
03	Luckett, Ryan		0-0	0-0	0-0	0	2	2	3	0	1	1	1	0	13
04	Groves, Shaun		1-4	0-0	1-2	2	1	3	4	3	0	3	0	0	12
11	Groves, Elijah	*	3-7	0-1	0-0	2	6	8	0	6	4	4	3	2	32
21	Prince, Zechariah	*	1-2	0-0	0-0	0	2	2	5	2	0	1	1	0	9
23	Eidson, Mason	*	3-6	2-5	0-0	1	3	4	0	8	1	1	0	0	22
24	Barnard, Jordan	*	4-7	2-4	0-0	2	1	3	1	10	2	3	0	0	15
	Team					0	1	1							
	Totals		20-42	9-20	2-5	8	20	28	16	51	13	17	8	6	-

	1st		2nd		3rd		4th		Game		Deadball Rebounds
1st - FG %:	5-13	38.5%	8-10	80.0%	5-13	38.5%	2-6	33.3%	20-42	47.6%	
3FG %:	1-6	16.7%	5-7	71.4%	2-4	50.0%	1-3	33.3%	9-20	45.0%	
FT %:	1-2	50.0%	0-0	0.0%	0-0	0.0%	1-3	33.3%	2-5	40.0%	1

Hampton 51

##	Player		Total FG-FGA	3-Ptr FG-FGA	FT-FTA	Rebounds Off	Def	Tot	PF	TP	A	TO	Blk	Stl	Min
01	Trivett, Dylan		0-0	0-0	0-0	0	0	0	0	0	0	0	0	0	0+
02	Harrison, Michael	*	2-8	2-6	0-0	0	0	0	2	6	1	0	0	2	29
04	McCoury, Isaiah	*	1-1	1-1	0-0	0	0	0	0	3	4	3	0	0	27
11	Buckles, Cadon	*	5-12	0-2	2-4	2	3	5	3	12	4	4	0	2	30
12	Holtsclaw, Dalton		1-2	1-2	0-0	0	0	0	0	3	0	2	0	0	8
14	Whitehead, Logan		2-4	0-0	0-0	2	0	2	2	4	1	1	2	0	15
24	Lyons, Morgan	*	7-10	0-0	5-9	1	6	7	0	19	0	1	0	1	28
30	Burleson, Conor	*	0-0	0-0	0-0	0	1	1	0	0	0	0	0	0	1
34	Campbell, Hayden		2-6	0-0	0-0	1	4	5	2	4	1	1	0	1	18
	Team					1	2	3							
	Totals		20-43	4-11	7-13	7	16	23	9	51	11	12	2	6	-

	1st		2nd		3rd		4th		Game		Deadball Rebounds
1st - FG %:	7-15	46.7%	4-10	40.0%	6-11	54.5%	3-7	42.9%	20-43	46.5%	
3FG %:	1-4	25.0%	2-4	50.0%	1-3	33.3%	0-0	0.0%	4-11	36.4%	
FT %:	1-2	50.0%	1-2	50.0%	3-5	60.0%	2-4	50.0%	7-13	53.8%	2

Officials: Shawn Wilson, Bo Bates, Mike Lewis
Technical fouls: East Robertson-None. Hampton-None.
Attendance:

Score by periods	1st	2nd	3rd	4th	OT	Total
East Robertson	12	21	12	6	0	51
Hampton	16	11	16	8	0	51

Points	In Paint	Off T/O	2nd Chance	Fast Break	Bench
EROB	22	13	6	4	3
HAMPTON	30	19	10	4	11

Last FG - EROB 4th-00:23, HAMPTON 4th-00:33.
Largest lead - EROB by 9 2nd-05:18, HAMPTON by 6 1st-01:10.
EROB led for 22:33. HAMPTON led for 07:39. Game was tied for -2:-19.

Score tied - 1 time.
Lead changed - 8 times.

Official Basketball Box Score -- Game Totals -- Final Statistics

Peabody vs East Robertson

3/19/22 6:30 PM at Murphy Center (Murfreesboro, TN)

of Tennessee

Peabody 42 • 25-10

##	Player		Total FG-FGA	3-Ptr FG-FGA	FT-FTA	Rebounds Off	Def	Tot	PF	TP	A	TO	Blk	Stl	Min
00	Kee, Demarkus	*	5-11	2-6	0-0	1	0	1	3	12	0	5	0	0	28
02	Hunt, Jason		2-12	0-5	3-4	1	3	4	1	7	0	1	0	1	24
04	Kee, Derek	*	6-13	1-6	0-0	1	2	3	2	13	1	0	0	1	29
05	Skinner, Zakarian		0-0	0-0	0-0	0	1	1	0	0	1	0	0	0	2
10	Ganaway, Malik	*	2-10	0-0	2-6	3	6	9	1	6	1	2	0	3	28
11	Hammonds, Sidney		1-1	1-1	0-0	0	0	0	0	3	0	0	0	0	5
20	Williams, Shon	*	0-3	0-2	0-0	0	3	3	2	0	1	2	0	2	22
21	Dehaan, Isaac	*	0-0	0-0	0-0	0	1	1	1	0	0	1	0	0	8
22	Brooks, Damari		0-0	0-0	0-0	0	0	0	0	0	0	0	0	0	2
23	Bonds, Camari		0-0	0-0	1-2	0	0	0	1	1	0	0	0	0	10
40	Meadows, Lucas		0-2	0-1	0-0	0	0	0	1	0	0	0	0	0	2
	Team					3	6	9							
	Totals		16-52	4-21	6-12	9	22	31	12	42	4	11	0	7	160

1st - FG %:	4-15	26.7%	2nd:	2-9	22.2%	3rd:	7-17	41.2%	4th:	3-11	27.3%	Game:	16-52	30.8%	Deadball
3FG %:	0-5	0.0%		0-3	0.0%		2-7	28.6%		2-6	33.3%		4-21	19.0%	Rebounds
FT %:	0-2	0.0%		1-2	50.0%		1-2	50.0%		4-6	66.7%		6-12	50.0%	4

East Robertson 67 • 27-6

##	Player		Total FG-FGA	3-Ptr FG-FGA	FT-FTA	Rebounds Off	Def	Tot	PF	TP	A	TO	Blk	Stl	Min
00	Groves, Taylor	*	10-20	2-8	2-4	1	7	8	1	24	5	1	0	1	29
02	Groves, Isaiah		0-1	0-0	0-0	0	2	2	0	0	0	0	0	1	7
03	Luckett, Ryan		0-0	0-0	0-0	0	1	1	1	0	0	0	0	0	2
04	Groves, Shaun		1-2	0-0	1-2	1	2	3	2	3	1	0	0	0	12
10	Steele, Wesley		0-0	0-0	0-0	0	0	0	0	0	0	0	0	0	1
11	Groves, Elijah	*	8-18	2-4	0-0	3	6	9	1	18	4	1	2	3	30
14	Craig, Carson		1-1	0-0	0-0	1	2	3	0	2	0	0	0	0	2
15	Jones, Braden		0-0	0-0	0-0	0	1	1	0	0	0	0	0	0	2
21	Prince, Zechariah	*	2-5	0-0	2-3	4	1	5	1	6	0	1	2	2	28
23	Eidson, Mason	*	1-3	1-2	0-0	0	2	2	1	3	1	3	0	0	18
24	Barnard, Jordan	*	4-5	2-3	1-1	1	3	4	1	11	2	2	0	0	23
32	Smith, Jordan		0-1	0-0	0-2	1	0	1	0	0	0	0	0	0	2
33	Flynn, Tanner		0-1	0-1	0-0	1	0	1	0	0	0	1	0	0	2
34	Evans, Talon		0-2	0-0	0-0	0	0	0	1	0	0	0	0	0	2
	Team					0	2	2							
	Totals		27-59	7-18	6-12	13	29	42	9	67	13	9	4	7	160

1st - FG %:	5-12	41.7%	2nd:	5-12	41.7%	3rd:	9-17	52.9%	4th:	8-18	44.4%	Game:	27-59	45.8%	Deadball
3FG %:	2-6	33.3%		0-3	0.0%		5-7	71.4%		0-2	0.0%		7-18	38.9%	Rebounds
FT %:	2-3	66.7%		3-6	50.0%		0-0	0.0%		1-3	33.3%		6-12	50.0%	3

Officials: Jamie Moody, Will McCarville, Ryan Oler
Technical fouls: Peabody-None. East Robertson-None.
Attendance:
2022 Class 1A All-Tournament Team: Grant Strong- Clay County; Morgan Lyons- Hampton; Jason Hunt, Derek Kee, Demarkus Kee, Malik Ganaway- Peabody; Shaun Groves, Jordan Barnard, Elijah Groves- East Robertson;
*MVP- Taylor Groves- East Robertson

Score by periods	1st	2nd	3rd	4th	Total
Peabody	8	5	17	12	42
East Robertson	14	13	23	17	67

Points	In Paint	Off T/O	2nd Chance	Fast Break	Bench
PEABOD	18	7	6	9	11
EROB	34	10	18	6	5

Last FG - PEABODY 4th-01:18, EROB 4th-00:17.
Largest lead - PEABODY by 2 1st-05:47, EROB by 29 4th-02:49.
PEABODY led for 00:35. EROB led for 29:12. Game was tied for 02:13.

Score tied - 0 times.
Lead changed - 3 times.

Peabody vs East Robertson
3/19/22 6:30 PM at Murphy Center (Murfreesboro, TN)
1st PERIOD Play-by-Play (Page 1)

Time	Score	Margin	HOME/VISITOR
Jump ball won by East Robertson			
07:34			MISSED 3 PTR by Groves, Elijah
07:34			REBOUND (DEF) by Dehaan, Isaac
07:13			TURNOVR by Ganaway, Malik
07:02			MISSED JUMPER by Groves, Elijah
07:02			REBOUND (DEF) by Ganaway, Malik
06:33			MISSED 3 PTR by Kee, Demarkus
06:33			REBOUND (DEF) by Groves, Taylor
06:25			MISSED 3 PTR by Groves, Taylor
06:25			REBOUND (DEF) by Williams, Shon
06:12			TURNOVR by Dehaan, Isaac
06:11			STEAL by Prince, Zechariah
06:09			TURNOVR by Prince, Zechariah
06:08			STEAL by Ganaway, Malik
06:05			FOUL by Eidson, Mason (P1T1)
06:05			MISSED FT SHOT by Ganaway, Malik
06:05			REBOUND (OFF) by (DEADBALL)
06:05			MISSED FT SHOT by Ganaway, Malik
06:05			REBOUND (DEF) by Barnard, Jordan
05:50			TURNOVR by Eidson, Mason
05:49			STEAL by Ganaway, Malik
05:47	0-2	V 2	GOOD! LAYUP by Ganaway, Malik [FB/PNT]
05:28			SUB IN : Hunt, Jason
05:28			SUB OUT: Dehaan, Isaac
05:20	3-2	H 1	GOOD! 3 PTR by Groves, Taylor
04:45			MISSED JUMPER by Ganaway, Malik
04:45			REBOUND (OFF) by Kee, Demarkus
04:41	3-4	V 1	GOOD! TIP-IN by Kee, Demarkus [PNT]
04:33	6-4	H 2	GOOD! 3 PTR by Barnard, Jordan
04:33			ASSIST by Groves, Taylor
04:31			FOUL by Ganaway, Malik (P1T1)
04:31	7-4	H 3	GOOD! FT SHOT by Barnard, Jordan
04:23	7-6	H 1	GOOD! JUMPER by Kee, Derek
04:23			ASSIST by Williams, Shon
03:54			TURNOVR by Groves, Elijah
03:54			STEAL by Hunt, Jason
03:49			MISSED JUMPER by Hunt, Jason
03:49			REBOUND (OFF) by (TEAM)
03:48			TIMEOUT MEDIA
03:46			MISSED 3 PTR by Williams, Shon
03:46			REBOUND (DEF) by Barnard, Jordan
03:38	9-6	H 3	GOOD! JUMPER by Groves, Taylor [PNT]
03:20			MISSED 3 PTR by Kee, Demarkus
03:20			REBOUND (OFF) by Ganaway, Malik
03:16			MISSED LAYUP by Ganaway, Malik
03:16			REBOUND (OFF) by Hunt, Jason
03:14			MISSED LAYUP by Hunt, Jason
03:14			REBOUND (DEF) by Eidson, Mason
03:02	11-6	H 5	GOOD! JUMPER by Groves, Elijah
03:02			ASSIST by Barnard, Jordan
02:35			MISSED 3 PTR by Kee, Derek
02:35			REBOUND (DEF) by Groves, Taylor
02:28			MISSED 3 PTR by Groves, Taylor
02:28			REBOUND (OFF) by Groves, Elijah
02:23			MISSED JUMPER by Groves, Elijah
02:23			REBOUND (DEF) by Hunt, Jason
02:19			TURNOVR by Hunt, Jason
02:19			STEAL by Prince, Zechariah
02:12			MISSED 3 PTR by Groves, Taylor
02:12			REBOUND (DEF) by Kee, Derek
02:05			MISSED JUMPER by Hunt, Jason
02:05			REBOUND (DEF) by Groves, Elijah
01:57			TURNOVR by Barnard, Jordan
01:56			STEAL by Williams, Shon
01:36			MISSED LAYUP by Ganaway, Malik
01:36			BLOCK by Groves, Elijah
01:29			REBOUND (DEF) by Groves, Taylor
01:27			FOUL by Kee, Derek (P1T2)
01:27			MISSED FT SHOT by Groves, Taylor
01:27			REBOUND (OFF) by (DEADBALL)
01:27	12-6	H 6	GOOD! FT SHOT by Groves, Taylor
01:27			SUB IN : Groves, Shaun
01:27			SUB OUT: Eidson, Mason
01:25			SUB IN : Bonds, Camari
01:25			SUB OUT: Ganaway, Malik
01:17	12-8	H 4	GOOD! LAYUP by Kee, Demarkus [PNT]
01:01	14-8	H 6	GOOD! LAYUP by Groves, Elijah [PNT]
00:50			MISSED 3 PTR by Hunt, Jason
00:50			REBOUND (DEF) by (TEAM)
00:32			FOUL by Bonds, Camari (P1T3)
00:23			MISSED JUMPER by Groves, Taylor
00:23			REBOUND (DEF) by Williams, Shon
00:08			TURNOVR by Kee, Demarkus

1st period-only	In Paint	Off T/O	2nd Chance	Fast Break	Bench
Peabody	6	2	2	2	0
East Robertson	4	0	0	0	0

Peabody vs East Robertson
3/19/22 6:30 PM at Murphy Center (Murfreesboro, TN)
2nd PERIOD Play-by-Play (Page 1)

Time	Score	Margin	HOME/VISITOR
08:00			SUB IN : Hunt, Jason
08:00			SUB IN : Bonds, Camari
08:00			SUB OUT: Williams, Shon
08:00			SUB OUT: Dehaan, Isaac
08:00			SUB IN : Groves, Isaiah
08:00			SUB IN : Groves, Shaun
08:00			SUB OUT: Barnard, Jordan
08:00			SUB OUT: Eidson, Mason
Possession goes to Peabody			
07:50	14-10	H 4	GOOD! JUMPER by Hunt, Jason [PNT]
07:35			MISSED JUMPER by Groves, Taylor
07:35			REBOUND (DEF) by Ganaway, Malik
07:28			MISSED LAYUP by Ganaway, Malik
07:28			BLOCK by Prince, Zechariah
07:26			REBOUND (DEF) by Groves, Isaiah
07:09	16-10	H 6	GOOD! JUMPER by Groves, Taylor [PNT]
06:49			MISSED JUMPER by Hunt, Jason
06:49			REBOUND (DEF) by Groves, Taylor
06:34			MISSED 3 PTR by Groves, Taylor
06:34			REBOUND (DEF) by (TEAM)
06:15			MISSED 3 PTR by Kee, Demarkus
06:15			REBOUND (DEF) by Groves, Shaun
05:50			MISSED LAYUP by Groves, Elijah
05:50			REBOUND (DEF) by Hunt, Jason
05:30			TURNOVR by Ganaway, Malik
05:29			STEAL by Groves, Isaiah
05:27			MISSED LAYUP by Groves, Isaiah
05:27			REBOUND (DEF) by (TEAM)
05:27			SUB IN : Hammonds, Sidney
05:27			SUB IN : Williams, Shon
05:27			SUB OUT: Bonds, Camari
05:27			SUB OUT: Ganaway, Malik
05:14			TURNOVR by Kee, Demarkus
05:14			STEAL by Groves, Elijah
05:09			FOUL by Kee, Demarkus (P1T4)
05:09			TIMEOUT 30sec
05:09			MISSED FT SHOT by Groves, Shaun
05:09			REBOUND (OFF) by (DEADBALL)
05:09	17-10	H 7	GOOD! FT SHOT by Groves, Shaun
04:53			TURNOVR by Kee, Demarkus
04:41			MISSED 3 PTR by Groves, Taylor
04:41			REBOUND (DEF) by Hunt, Jason
04:31			FOUL by Groves, Taylor (P1T2)
04:31			SUB IN : Ganaway, Malik
04:31			SUB OUT: Hammonds, Sidney
04:16			MISSED LAYUP by Ganaway, Malik
04:16			REBOUND (DEF) by Luckett, Ryan
03:57			MISSED JUMPER by Groves, Shaun
03:57			REBOUND (DEF) by Ganaway, Malik
03:49			FOUL by Groves, Shaun (P1T3)
03:48			TIMEOUT media
03:48			SUB IN : Luckett, Ryan
03:48			SUB IN : Eidson, Mason
03:48			SUB OUT: Groves, Shaun
03:48			SUB OUT: Prince, Zechariah
03:28			MISSED 3 PTR by Kee, Derek
03:28			REBOUND (DEF) by Groves, Taylor
03:03	19-10	H 9	GOOD! JUMPER by Groves, Elijah [PNT]
02:44			MISSED JUMPER by Williams, Shon
02:44			REBOUND (DEF) by (TEAM)
02:42			SUB IN : Barnard, Jordan
02:42			SUB OUT: Luckett, Ryan
02:36			MISSED 3 PTR by Eidson, Mason
02:36			REBOUND (DEF) by Ganaway, Malik
02:27			MISSED 3 PTR by Hunt, Jason
02:27			REBOUND (DEF) by Groves, Isaiah
02:07	21-10	H 11	GOOD! JUMPER by Groves, Taylor [PNT]
01:53			FOUL by Barnard, Jordan (P1T4)
01:53			MISSED FT SHOT by Ganaway, Malik
01:53			REBOUND (OFF) by (DEADBALL)
01:53	21-11	H 10	GOOD! FT SHOT by Ganaway, Malik
01:53			SUB IN : Prince, Zechariah
01:53			SUB OUT: Groves, Isaiah
01:41			FOUL by Kee, Demarkus (P2T5)
01:41	22-11	H 11	GOOD! FT SHOT by Prince, Zechariah
01:41			MISSED FT SHOT by Prince, Zechariah
01:41			REBOUND (OFF) by Barnard, Jordan
01:24	24-11	H 13	GOOD! JUMPER by Groves, Taylor
01:06			FOUL by Williams, Shon (P1T6)
01:06			TURNOVR by Williams, Shon
00:51			FOUL by Kee, Demarkus (P3T7)
00:51	25-11	H 14	GOOD! FT SHOT by Groves, Taylor
00:51			MISSED FT SHOT by Groves, Taylor
00:51			REBOUND (DEF) by Ganaway, Malik
00:51			SUB IN : Bonds, Camari
00:51			SUB OUT: Kee, Demarkus
00:44	25-13	H 12	GOOD! LAYUP by Ganaway, Malik [PNT]
00:09	27-13	H 14	GOOD! LAYUP by Groves, Taylor [PNT]

2nd period-only	In Paint	Off T/O	2nd Chance	Fast Break	Bench
Peabody	4	0	0	0	2
East Robertson	8	2	2	0	1

Peabody vs East Robertson
3/19/22 6:30 PM at Murphy Center (Murfreesboro, TN)
3rd PERIOD Play-by-Play (Page 1)

Time	Score	Margin	HOME/VISITOR
08:00			SUB IN : Hunt, Jason
08:00			SUB OUT: Williams, Shon
08:00			SUB IN : Groves, Isaiah
07:58			SUB IN : Williams, Shon
07:58			SUB OUT: Hunt, Jason
07:47			MISSED JUMPER by Groves, Taylor
07:47			REBOUND (DEF) by Williams, Shon
07:34			MISSED JUMPER by Kee, Demarkus
07:34			REBOUND (OFF) by (TEAM)
07:20	27-15	H 12	GOOD! JUMPER by Kee, Derek [PNT]
07:04			TURNOVR by Eidson, Mason
07:03			STEAL by Ganaway, Malik
07:00	27-18	H 9	GOOD! 3 PTR by Kee, Demarkus [FB]
07:00			ASSIST by Ganaway, Malik
06:52			TIMEOUT 30sec
06:44			MISSED 3 PTR by Barnard, Jordan
06:44			REBOUND (OFF) by Groves, Taylor
06:39	30-18	H 12	GOOD! 3 PTR by Groves, Taylor
06:39			ASSIST by Groves, Elijah
06:30	30-20	H 10	GOOD! JUMPER by Kee, Derek
06:13			MISSED JUMPER by Groves, Elijah
06:13			REBOUND (DEF) by Kee, Derek
06:09	30-22	H 8	GOOD! DUNK by Kee, Demarkus [FB/PNT]
06:09			ASSIST by Kee, Derek
05:46			MISSED JUMPER by Eidson, Mason
05:46			REBOUND (OFF) by Prince, Zechariah
05:39	32-22	H 10	GOOD! LAYUP by Groves, Taylor [PNT]
05:29			MISSED JUMPER by Ganaway, Malik
05:29			BLOCK by Prince, Zechariah
05:29			REBOUND (OFF) by (TEAM)
05:28			SUB IN : Hunt, Jason
05:28			SUB OUT: Dehaan, Isaac
05:11			TURNOVR by Kee, Demarkus
05:10			STEAL by Groves, Taylor
05:08	34-22	H 12	GOOD! LAYUP by Barnard, Jordan [FB/PNT]
05:08			ASSIST by Groves, Taylor
05:04			MISSED 3 PTR by Kee, Derek
05:04			REBOUND (DEF) by Groves, Taylor
05:01	37-22	H 15	GOOD! 3 PTR by Groves, Elijah
05:01			ASSIST by Groves, Taylor
04:39			MISSED JUMPER by Kee, Demarkus
04:39			REBOUND (OFF) by Kee, Derek
04:37			MISSED JUMPER by Kee, Derek
04:37			REBOUND (DEF) by Groves, Elijah
04:24			TURNOVR by Barnard, Jordan
04:21			STEAL by Williams, Shon
04:20			TURNOVR by Williams, Shon
04:20			STEAL by Groves, Elijah
04:17	40-22	H 18	GOOD! 3 PTR by Eidson, Mason
04:17			ASSIST by Groves, Elijah
04:13			TIMEOUT TEAM
04:13			TIMEOUT media
04:04	40-25	H 15	GOOD! 3 PTR by Kee, Demarkus
03:25			MISSED JUMPER by Prince, Zechariah
03:25			REBOUND (DEF) by Ganaway, Malik
03:20			MISSED 3 PTR by Kee, Demarkus
03:20			REBOUND (DEF) by Eidson, Mason
02:36			TURNOVR by Eidson, Mason
02:31			MISSED 3 PTR by Hunt, Jason
02:31			REBOUND (OFF) by Ganaway, Malik
02:29			MISSED LAYUP by Ganaway, Malik
02:29			BLOCK by Groves, Elijah
02:27			REBOUND (OFF) by Ganaway, Malik
02:22	40-27	H 13	GOOD! JUMPER by Hunt, Jason [PNT]
02:07	43-27	H 16	GOOD! 3 PTR by Barnard, Jordan
02:07			ASSIST by Eidson, Mason
01:53	43-29	H 14	GOOD! JUMPER by Kee, Derek
01:28	46-29	H 17	GOOD! 3 PTR by Groves, Elijah
01:28			ASSIST by Barnard, Jordan
01:13			MISSED 3 PTR by Williams, Shon
01:13			REBOUND (DEF) by Groves, Elijah
00:58			MISSED JUMPER by Groves, Elijah
00:58			REBOUND (OFF) by Prince, Zechariah
00:54			MISSED LAYUP by Prince, Zechariah
00:53			REBOUND (OFF) by Prince, Zechariah
00:52	48-29	H 19	GOOD! LAYUP by Groves, Elijah [PNT]
00:44			FOUL by Prince, Zechariah (P1T1)
00:44			MISSED FT SHOT by Hunt, Jason
00:44			REBOUND (OFF) by (DEADBALL)
00:44	48-30	H 18	GOOD! FT SHOT by Hunt, Jason
00:44			SUB IN : Groves, Shaun
00:44			SUB OUT: Eidson, Mason
00:37	50-30	H 20	GOOD! LAYUP by Groves, Elijah [FB/PNT]
00:37			ASSIST by Groves, Shaun
00:24			MISSED 3 PTR by Hunt, Jason
00:24			REBOUND (DEF) by Prince, Zechariah
00:01			MISSED 3 PTR by Groves, Taylor
00:01			REBOUND (DEF) by (TEAM)

3rd period-only	In Paint	Off T/O	2nd Chance	Fast Break	Bench
Peabody	6	5	4	5	3
East Robertson	8	5	7	4	0

Peabody vs East Robertson
3/19/22 6:30 PM at Murphy Center (Murfreesboro, TN)
4th PERIOD Play-by-Play (Page 1)

Time	Score	Margin	HOME/VISITOR
08:00			SUB IN : Hunt, Jason
08:00			SUB OUT: Dehaan, Isaac
08:00			SUB IN : Groves, Shaun
08:00			SUB OUT: Eidson, Mason
Possession goes to Peabody			
07:51			FOUL by Groves, Shaun (P2T2)
07:51			MISSED FT SHOT by Ganaway, Malik
07:51			REBOUND (OFF) by (DEADBALL)
07:51	50-31	H 19	GOOD! FT SHOT by Ganaway, Malik
07:43			FOUL by Williams, Shon (P2T1)
07:43			SUB IN : Bonds, Camari
07:43			SUB OUT: Williams, Shon
07:35	52-31	H 21	GOOD! JUMPER by Groves, Taylor
07:27	52-33	H 19	GOOD! LAYUP by Kee, Derek [FB/PNT]
07:07	54-33	H 21	GOOD! LAYUP by Groves, Taylor [PNT]
06:58			MISSED LAYUP by Ganaway, Malik
06:58			REBOUND (DEF) by Groves, Shaun
06:47			MISSED LAYUP by Prince, Zechariah
06:47			REBOUND (OFF) by Groves, Elijah
06:38	56-33	H 23	GOOD! JUMPER by Barnard, Jordan [PNT]
06:38			ASSIST by Groves, Taylor
06:24			MISSED JUMPER by Hunt, Jason
06:24			REBOUND (DEF) by Barnard, Jordan
06:16			FOUL by Hunt, Jason (P1T2)
05:59			MISSED JUMPER by Groves, Elijah
05:59			REBOUND (OFF) by Groves, Elijah
05:56			MISSED LAYUP by Groves, Elijah
05:56			REBOUND (DEF) by (TEAM)
05:47	56-36	H 20	GOOD! 3 PTR by Kee, Derek
05:33			MISSED LAYUP by Groves, Taylor
05:33			REBOUND (OFF) by Groves, Shaun
05:31	58-36	H 22	GOOD! LAYUP by Groves, Shaun [PNT]
05:22			MISSED 3 PTR by Kee, Derek
05:22			REBOUND (DEF) by Groves, Elijah
05:02			TURNOVR by Groves, Taylor
05:01			STEAL by Kee, Derek
04:56			TURNOVR by Kee, Demarkus
04:55			STEAL by Groves, Elijah
04:50			MISSED LAYUP by Groves, Elijah
04:50			REBOUND (OFF) by Prince, Zechariah
04:48			SUB IN : Dehaan, Isaac
04:48			SUB OUT: Kee, Derek
Play stopped for an injured player - Peabody			
04:36	60-36	H 24	GOOD! LAYUP by Prince, Zechariah [PNT]
04:36			ASSIST by Groves, Elijah
04:36			FOUL by Dehaan, Isaac (P1T3)
04:36	61-36	H 25	GOOD! FT SHOT by Prince, Zechariah
04:36			SUB IN : Kee, Derek
04:36			SUB OUT: Bonds, Camari
04:23			MISSED JUMPER by Kee, Derek
04:23			REBOUND (DEF) by Groves, Elijah
04:18			FOUL by Kee, Derek (P2T4)
04:18			SUB IN : Luckett, Ryan
04:18			SUB OUT: Barnard, Jordan
04:07			MISSED 3 PTR by Groves, Elijah
04:07			REBOUND (DEF) by (TEAM)
03:48			FOUL by Groves, Elijah (P1T3)
03:48			TIMEOUT MEDIA
03:42			MISSED 3 PTR by Hunt, Jason
03:42			REBOUND (DEF) by Groves, Elijah
03:42			SUB IN : Hammonds, Sidney
03:42			SUB OUT: Kee, Demarkus
03:04	63-36	H 27	GOOD! LAYUP by Prince, Zechariah [PNT]
03:04			ASSIST by Groves, Elijah
02:55			MISSED 3 PTR by Kee, Derek
02:55			REBOUND (DEF) by Groves, Taylor
02:49	65-36	H 29	GOOD! DUNK by Groves, Elijah [FB/PNT]
02:49			ASSIST by Groves, Taylor
02:29			FOUL by Luckett, Ryan (P1T4)
02:29	65-37	H 28	GOOD! FT SHOT by Hunt, Jason
02:29	65-38	H 27	GOOD! FT SHOT by Hunt, Jason
02:29			SUB IN : Brooks, Damari
02:29			SUB IN : Meadows, Lucas
02:29			SUB IN : Skinner, Zakarian
02:29			SUB IN : Bonds, Camari
02:29			SUB OUT: Kee, Derek
02:29			SUB OUT: Dehaan, Isaac
02:29			SUB OUT: Hunt, Jason
02:29			SUB OUT: Ganaway, Malik
02:29			SUB IN : Smith, Jordan
02:29			SUB IN : Jones, Braden
02:29			SUB IN : Craig, Carson
02:29			SUB IN : Groves, Isaiah
02:29			SUB IN : Steele, Wesley
02:29			SUB OUT: Groves, Elijah
02:29			SUB OUT: Luckett, Ryan
02:29			SUB OUT: Groves, Shaun
02:29			SUB OUT: Prince, Zechariah
02:29			SUB OUT: Groves, Taylor
01:44			MISSED JUMPER by Smith, Jordan
01:44			REBOUND (OFF) by Smith, Jordan
01:43			SUB IN : Flynn, Tanner
01:43			SUB IN : Evans, Talon
01:43			SUB OUT: Groves, Isaiah
01:43			SUB OUT: Steele, Wesley
01:35			MISSED JUMPER by Evans, Talon
01:35			REBOUND (DEF) by (TEAM)
01:18	65-41	H 24	GOOD! 3 PTR by Hammonds, Sidney
01:18			ASSIST by Skinner, Zakarian
01:01			TURNOVR by Flynn, Tanner
00:55			MISSED JUMPER by Meadows, Lucas
00:55			REBOUND (DEF) by Craig, Carson
00:47			FOUL by Meadows, Lucas (P1T5)
00:47			MISSED FT SHOT by Smith, Jordan
00:47			REBOUND (OFF) by (DEADBALL)
00:47			MISSED FT SHOT by Smith, Jordan
00:47			REBOUND (OFF) by Flynn, Tanner
00:41			MISSED 3 PTR by Flynn, Tanner
00:41			REBOUND (DEF) by Skinner, Zakarian
00:31			FOUL by Evans, Talon (P1T5)
00:31	65-42	H 23	GOOD! FT SHOT by Bonds, Camari
00:31			MISSED FT SHOT by Bonds, Camari
00:31			REBOUND (DEF) by Jones, Braden
00:31			SUB IN : Steele, Wesley
00:31			SUB OUT: Smith, Jordan
00:19			MISSED JUMPER by Evans, Talon
00:19			REBOUND (OFF) by Craig, Carson
00:17	67-42	H 25	GOOD! LAYUP by Craig, Carson [PNT]
00:09			MISSED 3 PTR by Meadows, Lucas
00:09			REBOUND (DEF) by Craig, Carson

4th period-only	In Paint	Off T/O	2nd Chance	Fast Break	Bench
Peabody	2	0	0	2	6
East Robertson	14	3	9	2	4

Official Basketball Box Score -- Thru 1st Period
Peabody vs East Robertson
3/19/22 6:30 PM at Murphy Center (Murfreesboro, TN)

Peabody 8 • 25-10

##	Player		Total FG-FGA	3-Ptr FG-FGA	FT-FTA	Rebounds Off	Def	Tot	PF	TP	A	TO	Blk	Stl	Min
00	Kee, Demarkus	*	2-4	0-2	0-0	1	0	1	0	4	0	1	0	0	8
02	Hunt, Jason		0-4	0-1	0-0	1	1	2	0	0	0	1	0	1	5
04	Kee, Derek	*	1-2	0-1	0-0	0	1	1	1	2	0	0	0	0	8
10	Ganaway, Malik	*	1-4	0-0	0-2	1	1	2	1	2	0	1	0	2	6
20	Williams, Shon	*	0-1	0-1	0-0	0	2	2	0	0	1	0	0	1	8
21	Dehaan, Isaac	*	0-0	0-0	0-0	0	1	1	0	0	0	1	0	0	2
23	Bonds, Camari		0-0	0-0	0-0	0	0	0	1	0	0	0	0	0	1
	Team					1	0	1							
	Totals		4-15	0-5	0-2	4	6	10	3	8	1	4	0	4	-

1st - FG %:	4-15	26.7%	Game:	4-15	26.7%
3FG %:	0-5	0.0%		0-5	0.0%
FT %:	0-2	0.0%		0-2	0.0%

Deadball Rebounds
1

East Robertson 14 • 27-6

##	Player		Total FG-FGA	3-Ptr FG-FGA	FT-FTA	Rebounds Off	Def	Tot	PF	TP	A	TO	Blk	Stl	Min
00	Groves, Taylor	*	2-6	1-4	1-2	0	3	3	0	6	1	0	0	0	8
04	Groves, Shaun		0-0	0-0	0-0	0	0	0	0	0	0	0	0	0	1
11	Groves, Elijah	*	2-5	0-1	0-0	1	1	2	0	4	0	1	1	0	8
21	Prince, Zechariah	*	0-0	0-0	0-0	0	0	0	0	0	0	1	0	2	8
23	Eidson, Mason	*	0-0	0-0	0-0	0	1	1	1	0	0	1	0	0	6
24	Barnard, Jordan	*	1-1	1-1	1-1	0	2	2	0	4	1	1	0	0	8
	Team					0	1	1							
	Totals		5-12	2-6	2-3	1	8	9	1	14	2	4	1	2	-

1st - FG %:	5-12	41.7%	Game:	5-12	41.7%
3FG %:	2-6	33.3%		2-6	33.3%
FT %:	2-3	66.7%		2-3	66.7%

Deadball Rebounds
1

Officials: Jamie Moody, Will McCarville, Ryan Oler
Technical fouls: Peabody-None. East Robertson-None.
Attendance:
2022 Class 1A All-Tournament Team: Grant Strong- Clay County; Morgan Lyons- Hampton; Jason Hunt, Derek Kee, Demarkus Kee, Malik Ganaway- Peabody; Shaun Groves, Jordan Barnard, Elijah Groves- East Robertson;
*MVP- Taylor Groves- East Robertson

Score by periods	1st	2nd	3rd	4th	Total
Peabody	8	0	0	0	8
East Robertson	14	0	0	0	14

Points	In Paint	Off T/O	2nd Chance	Fast Break	Bench
PEABODY	6	2	2	2	0
EROB	4	0	0	0	0

Last FG - PEABODY 1st-01:17, EROB 1st-01:01.
Largest lead - PEABODY by 2 1st-05:47, EROB by 6 1st-01:27.
PEABODY led for 00:35. EROB led for 29:12. Game was tied for -5:-47.

Score tied - 0 times.
Lead changed - 3 times.

Official Basketball Box Score -- Thru 2nd Period
Peabody vs East Robertson
3/19/22 6:30 PM at Murphy Center (Murfreesboro, TN)

Peabody 13 • 25-10

##	Player		Total FG-FGA	3-Ptr FG-FGA	FT-FTA	Rebounds Off	Def	Tot	PF	TP	A	TO	Blk	Stl	Min
00	Kee, Demarkus	*	2-5	0-3	0-0	1	0	1	3	4	0	3	0	0	15
02	Hunt, Jason		1-7	0-2	0-0	1	3	4	0	2	0	1	0	1	13
04	Kee, Derek	*	1-3	0-2	0-0	0	1	1	1	2	0	0	0	0	16
10	Ganaway, Malik	*	2-7	0-0	1-4	1	5	6	1	5	0	2	0	2	13
11	Hammonds, Sidney		0-0	0-0	0-0	0	0	0	0	0	0	0	0	0	0+
20	Williams, Shon	*	0-2	0-1	0-0	0	2	2	1	0	1	1	0	1	13
21	Dehaan, Isaac	*	0-0	0-0	0-0	0	1	1	0	0	0	1	0	0	2
23	Bonds, Camari		0-0	0-0	0-0	0	0	0	1	0	0	0	0	0	4
	Team					1	2	3							
	Totals		6-24	0-8	1-4	4	14	18	7	13	1	8	0	4	-

1st - FG %:	4-15	26.7%	2nd:	2-9	22.2%	Game:	6-24	25.0%
3FG %:	0-5	0.0%		0-3	0.0%		0-8	0.0%
FT %:	0-2	0.0%		1-2	50.0%		1-4	25.0%

Deadball Rebounds
2

East Robertson 27 • 27-6

##	Player		Total FG-FGA	3-Ptr FG-FGA	FT-FTA	Rebounds Off	Def	Tot	PF	TP	A	TO	Blk	Stl	Min
00	Groves, Taylor	*	6-13	1-6	2-4	0	5	5	1	15	1	0	0	0	16
02	Groves, Isaiah		0-1	0-0	0-0	0	2	2	0	0	0	0	0	1	6
03	Luckett, Ryan		0-0	0-0	0-0	0	1	1	0	0	0	0	0	0	1
04	Groves, Shaun		0-1	0-0	1-2	0	1	1	1	1	0	0	0	0	5
11	Groves, Elijah	*	3-7	0-1	0-0	1	1	2	0	6	0	1	1	1	16
21	Prince, Zechariah	*	0-0	0-0	1-2	0	0	0	0	1	0	1	1	2	14
23	Eidson, Mason	*	0-1	0-1	0-0	0	1	1	1	0	0	1	0	0	10
24	Barnard, Jordan	*	1-1	1-1	1-1	1	2	3	1	4	1	1	0	0	10
	Team					0	2	2							
	Totals		10-24	2-9	5-9	2	15	17	4	27	2	4	2	4	-

1st - FG %:	5-12	41.7%	2nd:	5-12	41.7%	Game:	10-24	41.7%
3FG %:	2-6	33.3%		0-3	0.0%		2-9	22.2%
FT %:	2-3	66.7%		3-6	50.0%		5-9	55.6%

Deadball Rebounds
2

Officials: Jamie Moody, Will McCarville, Ryan Oler
Technical fouls: Peabody-None. East Robertson-None.
Attendance:
2022 Class 1A All-Tournament Team: Grant Strong- Clay County; Morgan Lyons- Hampton; Jason Hunt, Derek Kee, Demarkus Kee, Malik Ganaway- Peabody; Shaun Groves, Jordan Barnard, Elijah Groves- East Robertson;
*MVP- Taylor Groves- East Robertson

Score by periods	1st	2nd	3rd	4th	Total
Peabody	8	5	0	0	13
East Robertson	14	13	0	0	27

Points	In Paint	Off T/O	2nd Chance	Fast Break	Bench
PEABODY	10	2	2	2	2
EROB	12	2	2	0	1

Last FG - PEABODY 2nd-00:44, EROB 2nd-00:09.
Largest lead - PEABODY by 2 1st-05:47, EROB by 14 2nd-00:51.
PEABODY led for 00:35. EROB led for 29:12. Game was tied for -5:-47.

Score tied - 0 times.
Lead changed - 3 times.

Official Basketball Box Score -- Thru 3rd Period
Peabody vs East Robertson
3/19/22 6:30 PM at Murphy Center (Murfreesboro, TN)

Peabody 30 • 25-10

##	Player		Total FG-FGA	3-Ptr FG-FGA	FT-FTA	Rebounds Off	Def	Tot	PF	TP	A	TO	Blk	Stl	Min
00	Kee, Demarkus	*	5-11	2-6	0-0	1	0	1	3	12	0	4	0	0	23
02	Hunt, Jason		2-10	0-4	1-2	1	3	4	0	5	0	1	0	1	18
04	Kee, Derek	*	4-8	0-3	0-0	1	2	3	1	8	1	0	0	0	24
10	Ganaway, Malik	*	2-9	0-0	1-4	3	6	9	1	5	1	2	0	3	21
11	Hammonds, Sidney		0-0	0-0	0-0	0	0	0	0	0	0	0	0	0	0+
20	Williams, Shon	*	0-3	0-2	0-0	0	3	3	1	0	1	2	0	2	21
21	Dehaan, Isaac	*	0-0	0-0	0-0	0	1	1	0	0	0	1	0	0	5
23	Bonds, Camari		0-0	0-0	0-0	0	0	0	1	0	0	0	0	0	4
	Team					3	3	6							
	Totals		13-41	2-15	2-6	9	18	27	7	30	3	10	0	6	-

1st - FG %:	4-15	26.7%	2nd:	2-9	22.2%	3rd:	7-17	41.2%	Game:	13-41	31.7%
3FG %:	0-5	0.0%		0-3	0.0%		2-7	28.6%		2-15	13.3%
FT %:	0-2	0.0%		1-2	50.0%		1-2	50.0%		2-6	33.3%

Deadball Rebounds
3

East Robertson 50 • 27-6

##	Player		Total FG-FGA	3-Ptr FG-FGA	FT-FTA	Rebounds Off	Def	Tot	PF	TP	A	TO	Blk	Stl	Min
00	Groves, Taylor	*	8-17	2-8	2-4	1	6	7	1	20	3	0	0	1	24
02	Groves, Isaiah		0-1	0-0	0-0	0	2	2	0	0	0	0	0	1	6
03	Luckett, Ryan		0-0	0-0	0-0	0	1	1	0	0	0	0	0	0	1
04	Groves, Shaun		0-1	0-0	1-2	0	1	1	1	1	1	0	0	0	6
11	Groves, Elijah	*	7-13	2-3	0-0	1	3	4	0	16	2	1	2	2	24
21	Prince, Zechariah	*	0-2	0-0	1-2	3	1	4	1	1	0	1	2	2	22
23	Eidson, Mason	*	1-3	1-2	0-0	0	2	2	1	3	1	3	0	0	17
24	Barnard, Jordan	*	3-4	2-3	1-1	1	2	3	1	9	2	2	0	0	18
	Team					0	2	2							
	Totals		19-41	7-16	5-9	6	20	26	5	50	9	7	4	6	-

1st - FG %:	5-12	41.7%	2nd:	5-12	41.7%	3rd:	9-17	52.9%	Game:	19-41	46.3%
3FG %:	2-6	33.3%		0-3	0.0%		5-7	71.4%		7-16	43.8%
FT %:	2-3	66.7%		3-6	50.0%		0-0	0.0%		5-9	55.6%

Deadball Rebounds
2

Officials: Jamie Moody, Will McCarville, Ryan Oler
Technical fouls: Peabody-None. East Robertson-None.
Attendance:
2022 Class 1A All-Tournament Team: Grant Strong- Clay County; Morgan Lyons- Hampton; Jason Hunt, Derek Kee, Demarkus Kee, Malik Ganaway- Peabody; Shaun Groves, Jordan Barnard, Elijah Groves- East Robertson;
*MVP- Taylor Groves- East Robertson

Score by periods	1st	2nd	3rd	4th	Total
Peabody	8	5	17	0	30
East Robertson	14	13	23	0	50

Points	In Paint	Off T/O	2nd Chance	Fast Break	Bench
PEABODY	16	7	6	7	5
EROB	20	7	9	4	1

Last FG - PEABODY 3rd-01:53, EROB 3rd-00:37.
Largest lead - PEABODY by 2 1st-05:47, EROB by 20 3rd-00:37.
PEABODY led for 00:35. EROB led for 29:12. Game was tied for -5:-47.

Score tied - 0 times.
Lead changed - 3 times.

2020 Class A State Boys' Basketball Tournament

March 18 - March 21, 2020 · MTSU - Murphy Center

Monterey (27-7) H

Game 1
Thu. Mar. 19 1:15 PM
MTSU

Booker T. Washington (27-4)

Hampton (26-10) H

Game 2
Thu. Mar. 19 2:45 PM
MTSU

Loretto (27-5)

MAHS (21-8) H

Game 3
Thu. Mar. 19 4:30 PM
MTSU

Clay Co. (29-4)

East Robertson (23-10) H

Game 4
Thu. Mar. 19 6:00 PM
MTSU

Oneida (28-7)

H

Game 5
Fri. Mar. 20 4:30 PM
MTSU

H

Game 6
Fri. Mar. 20 6:00 PM
MTSU

H

Game 7
Sat. Mar. 21 6:00 PM
MTSU

STATE CHAMPION

2006 Class A State Boys' Basketball Tournament

March 15 - March 18, 2006 · Murphy Center - MTSU - Murfreesboro, TN

Game 1
Wed. Mar. 15 10:30 AM

Wayne Co. (28-6)	46
Clay Co. (28-6)	39

Game 2
Wed. Mar. 15 12:15 PM

Union City (27-9)	77
Cloudland (14-18)	40

Game 3
Wed. Mar. 15 2:00 PM

Chattanooga Grace (30-5)	61
East Robertson (24-9)	46

Game 4
Wed. Mar. 15 5:15 PM

Humboldt (29-6)	84
Cosby (34-1)	64

Game 5
Fri. Mar. 17 10:30 AM

Wayne Co.	61
Union City	80

Game 6
Fri. Mar. 17 12:15 PM

Chattanooga Grace	82
Humboldt	71

Game 7
Sat. Mar. 18 3:00 PM

Union City	68
Chattanooga Grace	52

Union City
STATE CHAMPION

Official Basketball Box Score
East Robertson vs Grace Baptist
03/15/06 2 PM at Murfreesboro, Tenn. (Murphy Center)

VISITORS: East Robertson 24-10

##	Player Name		TOT-FG FG-FGA	3-PT FG-FGA	FT-FTA	REBOUNDS OF	DE	TOT	PF	TP	A	TO	BLK	S	MIN
01	Wilks, John.....	*	5-12	0-1	4-4	2	2	4	2	14	1	6	0	2	21
02	Andrews, Tico.....	*	4-11	0-2	1-2	1	3	4	1	9	2	3	0	1	20
10	Fuqua, Jacob.....	*	4-9	2-5	0-0	2	3	5	2	10	0	0	0	0	32
15	Hudson, Carlos.....	*	2-7	0-0	0-0	1	7	8	1	4	0	2	1	1	30
20	Fosnes, Tyler.....	*	3-7	0-3	1-2	1	7	8	3	7	0	1	0	2	18
03	Payne, Desmon.....		0-2	0-0	0-0	0	0	0	0	0	1	1	0	0	12
04	Mott, Curtis.....		0-0	0-0	0-0	0	0	0	0	0	0	0	0	0	0+
13	Clark, Brandon.....		0-0	0-0	0-0	0	0	0	0	0	0	0	0	0	0+
21	Atchison, Curtis....		0-0	0-0	0-0	0	0	0	0	0	0	0	0	0	0+
24	Cook, Clayton.....		0-0	0-0	0-0	0	0	0	0	0	0	0	0	0	0+
32	Dowlen, Labronce....		0-0	0-0	0-0	0	0	0	0	0	0	0	0	0	0+
35	Jacobson, Jaren.....		0-0	0-0	0-0	0	0	0	0	0	0	0	0	0	0+
42	Crockett, Daniel....		0-1	0-0	0-0	0	0	0	0	0	0	0	0	0	0+
44	Clinard, Will.....		1-5	0-2	0-0	2	1	3	1	2	3	0	0	0	21
50	Woodall, Brandon....		0-2	0-0	0-0	1	0	1	0	0	1	0	0	0	14
	TEAM.....						2	2							
	Totals.....		19-56	2-13	6-8	10	25	35	10	46	8	13	1	6	168

TOTAL FG% 1st Half: 10-28 35.7% 2nd Half: 9-28 32.1% Game: 33.9% DEADB
3-Pt. FG% 1st Half: 1-6 16.7% 2nd Half: 1-7 14.3% Game: 15.4% REBS
F Throw % 1st Half: 3-4 75.0% 2nd Half: 3-4 75.0% Game: 75.0% 0

HOME TEAM: Grace Baptist 31-5

##	Player Name		TOT-FG FG-FGA	3-PT FG-FGA	FT-FTA	REBOUNDS OF	DE	TOT	PF	TP	A	TO	BLK	S	MIN
10	Eldridge, Davis.....	*	10-20	5-8	2-2	1	2	3	1	27	3	2	0	2	31
22	Smith, Jeffery.....	*	2-6	0-2	1-3	2	5	7	1	5	2	1	0	2	31
24	Van Horn, Nick.....	*	5-12	0-1	1-1	2	4	6	2	11	5	2	0	1	31
34	Dilts, Jonathan.....	*	4-8	1-2	2-4	1	6	7	0	11	2	4	0	1	31
41	McMasters, Carter...	*	2-8	1-2	2-2	2	10	12	2	7	5	1	6	1	31
12	Church, Terrell.....		0-0	0-0	0-0	0	1	1	0	0	0	1	0	0	1
14	Wheeler, Jonathan...		0-0	0-0	0-0	0	0	0	0	0	0	0	0	0	1
20	Lowery, Matt.....		0-0	0-0	0-0	0	0	0	0	0	0	0	0	0	2
30	Blake, Josh.....		0-0	0-0	0-0	0	0	0	0	0	0	0	0	0	1
32	Foster, Wallace.....		0-0	0-0	0-0	0	0	0	0	0	0	0	0	0	1
44	Goodman, Chad.....		0-0	0-0	0-0	0	0	0	0	0	0	1	0	0	1
50	Jordan, Blake.....		0-0	0-0	0-0	0	0	0	4	0	0	0	0	0	8
	TEAM.....					1	1	2							
	Totals.....		23-54	7-15	8-12	9	29	38	10	61	17	12	6	7	170

TOTAL FG% 1st Half: 10-30 33.3% 2nd Half: 13-24 54.2% Game: 42.6% DEADB
3-Pt. FG% 1st Half: 2-7 28.6% 2nd Half: 5-8 62.5% Game: 46.7% REBS
F Throw % 1st Half: 0-0 0.0% 2nd Half: 8-12 66.7% Game: 66.7% 1

Officials: Eric Ward, Mike Rader, Charles Cannon
Technical fouls: East Robertson-None. Grace Baptist-None.
Attendance:

Score by Periods	1st	2nd	3rd	4th		Total
East Robertson.....	16	8	17	5	-	46
Grace Baptist.....	8	14	20	19	-	61

Play-by-Play
East Robertson vs Grace Baptist
03/15/06 2 PM at Murfreesboro, Tenn. (Murphy Center)

1st PERIOD Play-by-Play (Page 1)

HOME TEAM: Grace Baptist	TIME	SCORE	MAR	VISITORS: East Robertson
MISSED LAYUP by Van Horn, Nick	07:54			REBOUND (DEF) by Fosnes, Tyler
REBOUND (DEF) by Van Horn, Nick	07:35			MISSED 3 PTR by Wilks, John
MISSED JUMPER by McMasters, Carter	07:26			
REBOUND (OFF) by McMasters, Carter	07:26			
MISSED JUMPER by McMasters, Carter	07:24			
REBOUND (OFF) by (TEAM)	07:24			
MISSED JUMPER by McMasters, Carter	07:14			REBOUND (DEF) by Fosnes, Tyler
REBOUND (DEF) by McMasters, Carter	07:03			MISSED 3 PTR by Fuqua, Jacob
GOOD! JUMPER by Eldridge, Davis	06:57	2-0	H 2	
ASSIST by McMasters, Carter	06:57			
	06:25			TURNOVR by Wilks, John
MISSED 3 PTR by Eldridge, Davis	06:13			REBOUND (DEF) by (TEAM)
	05:53			TURNOVR by Wilks, John
TURNOVR by Dilts, Jonathan	05:38			
	05:37			STEAL by Andrews, Tico
REBOUND (DEF) by Smith, Jeffery	05:30			MISSED JUMPER by Andrews, Tico
MISSED JUMPER by Eldridge, Davis	05:10			REBOUND (DEF) by Fosnes, Tyler
FOUL by McMasters, Carter	05:03			
	04:55	2-1	H 1	GOOD! FT SHOT by Fosnes, Tyler
REBOUND (DEF) by McMasters, Carter	04:55			MISSED FT SHOT by Fosnes, Tyler
GOOD! LAYUP by Eldridge, Davis [PNT]	04:48	4-1	H 3	
ASSIST by McMasters, Carter	04:48			
BLOCK by McMasters, Carter	04:26			MISSED LAYUP by Wilks, John
REBOUND (DEF) by Dilts, Jonathan	04:24			
MISSED LAYUP by Van Horn, Nick	04:20			BLOCK by Hudson, Carlos
	04:18			REBOUND (DEF) by Andrews, Tico
	04:11	4-3	H 1	GOOD! LAYUP by Wilks, John [PNT]
	04:11			ASSIST by Andrews, Tico
GOOD! JUMPER by Eldridge, Davis	04:03	6-3	H 3	
	03:54	6-5	H 1	GOOD! JUMPER by Fuqua, Jacob
GOOD! LAYUP by Dilts, Jonathan [PNT]	03:30	8-5	H 3	
ASSIST by McMasters, Carter	03:30			
	03:23	8-7	H 1	GOOD! JUMPER by Hudson, Carlos
MISSED 3 PTR by Van Horn, Nick	02:55			REBOUND (DEF) by Wilks, John
	02:34	8-9	V 1	GOOD! JUMPER by Fosnes, Tyler
MISSED JUMPER by Smith, Jeffery	02:17			
REBOUND (OFF) by Van Horn, Nick	02:17			
MISSED JUMPER by Van Horn, Nick	02:14			REBOUND (DEF) by Fosnes, Tyler
	02:04			MISSED 3 PTR by Fosnes, Tyler
	02:04			REBOUND (OFF) by Fuqua, Jacob
BLOCK by McMasters, Carter	01:59			MISSED JUMPER by Fuqua, Jacob
REBOUND (DEF) by Smith, Jeffery	01:57			
TIMEOUT 30sec	01:53			
SUB IN : Clinard, Will	01:53			
SUB IN : Payne, Desmon	01:53			
SUB OUT: Wilks, John	01:53			
SUB OUT: Andrews, Tico	01:53			
TURNOVR by Eldridge, Davis	01:37			
	01:36			STEAL by Fosnes, Tyler
	01:30	8-11	V 3	GOOD! JUMPER by Fuqua, Jacob
	01:30			ASSIST by Payne, Desmon
MISSED JUMPER by Dilts, Jonathan	01:11			REBOUND (DEF) by Fosnes, Tyler
SUB IN : Woodall, Brandon	00:56			
SUB OUT: Fosnes, Tyler	00:56			
BLOCK by McMasters, Carter	00:46			MISSED JUMPER by Hudson, Carlos
	00:44			REBOUND (OFF) by Fuqua, Jacob
	00:34	8-13	V 5	GOOD! LAYUP by Hudson, Carlos [PNT]
	00:34			ASSIST by Clinard, Will
MISSED 3 PTR by Eldridge, Davis	00:18			REBOUND (DEF) by Clinard, Will
	00:07			MISSED JUMPER by Payne, Desmon
	00:07			REBOUND (OFF) by Woodall, Brandon
	00:02	8-16	V 8	GOOD! 3 PTR by Fuqua, Jacob
	00:02			ASSIST by Woodall, Brandon

2nd PERIOD Play-by-Play (Page 1)

HOME TEAM: Grace Baptist	TIME	SCORE	MAR	VISITORS: East Robertson
SUB IN : Clinard, Will	08:00			
SUB IN : Woodall, Brandon	08:00			
SUB OUT: Fuqua, Jacob	08:00			
SUB OUT: Hudson, Carlos	08:00			
	07:51			MISSED 3 PTR by Clinard, Will
	07:51			REBOUND (OFF) by Wilks, John
	07:35			MISSED JUMPER by Woodall, Brandon
	07:35			REBOUND (OFF) by Clinard, Will
BLOCK by McMasters, Carter	07:32			MISSED JUMPER by Clinard, Will
REBOUND (DEF) by McMasters, Carter	07:30			
GOOD! 3 PTR by Eldridge, Davis	07:22	11-16	V 5	
ASSIST by Van Horn, Nick	07:22			
	07:03			MISSED JUMPER by Woodall, Brandon
	07:03			REBOUND (OFF) by Clinard, Will
	06:59			SUB IN : Lowery, Matt
	06:59			SUB OUT: Van Horn, Nick
	06:15	11-18	V 7	GOOD! LAYUP by Wilks, John [PNT]
	06:15			ASSIST by Clinard, Will
MISSED JUMPER by Eldridge, Davis	05:40			REBOUND (DEF) by Andrews, Tico
	05:26	11-20	V 9	GOOD! LAYUP by Andrews, Tico [PNT]
MISSED JUMPER by Eldridge, Davis	05:09			REBOUND (DEF) by Andrews, Tico
REBOUND (DEF) by Smith, Jeffery	04:55			MISSED JUMPER by Andrews, Tico
SUB IN : Hudson, Carlos	04:51			SUB IN : Van Horn, Nick
SUB OUT: Woodall, Brandon	04:51			SUB IN : Jordan, Blake
	04:51			SUB OUT: Lowery, Matt
	04:51			SUB OUT: McMasters, Carter
GOOD! LAYUP by Van Horn, Nick [PNT]	04:36	13-20	V 7	
	04:18			TURNOVR by Wilks, John
MISSED JUMPER by Dilts, Jonathan	04:01			REBOUND (DEF) by (TEAM)
	03:47			MISSED 3 PTR by Clinard, Will
	03:47			REBOUND (OFF) by Fosnes, Tyler
	03:37			TURNOVR by Andrews, Tico
STEAL by Eldridge, Davis	03:36			
GOOD! LAYUP by Van Horn, Nick [PNT]	03:32	15-20	V 5	
ASSIST by Eldridge, Davis	03:32			
	03:17			TURNOVR by Wilks, John
SUB IN : Fuqua, Jacob	03:17			
SUB OUT: Clinard, Will	03:17			
MISSED JUMPER by Van Horn, Nick	03:03			REBOUND (DEF) by Fosnes, Tyler
FOUL by Jordan, Blake	02:59			
FOUL by Smith, Jeffery	02:42	15-21	V 6	GOOD! FT SHOT by Wilks, John
	02:42	15-22	V 7	GOOD! FT SHOT by Wilks, John
MISSED JUMPER by Eldridge, Davis	02:30			
REBOUND (OFF) by Van Horn, Nick	02:30			
GOOD! JUMPER by Dilts, Jonathan	02:26	17-22	V 5	
ASSIST by Van Horn, Nick	02:26			
	02:18			MISSED JUMPER by Hudson, Carlos
	02:18			REBOUND (OFF) by Hudson, Carlos
REBOUND (DEF) by Eldridge, Davis	02:16			MISSED LAYUP by Hudson, Carlos
MISSED JUMPER by Van Horn, Nick	02:03			REBOUND (DEF) by Hudson, Carlos
	01:41	17-24	V 7	GOOD! LAYUP by Fosnes, Tyler [PNT]
	01:41			ASSIST by Wilks, John
GOOD! 3 PTR by Dilts, Jonathan	01:18	20-24	V 4	
ASSIST by Eldridge, Davis	01:18			
FOUL by Jordan, Blake	01:09			
	01:09			SUB IN : McMasters, Carter
	01:09			SUB OUT: Jordan, Blake
REBOUND (DEF) by Dilts, Jonathan	01:01			MISSED JUMPER by Wilks, John
MISSED 3 PTR by Dilts, Jonathan	00:54			
REBOUND (OFF) by Smith, Jeffery	00:54			
MISSED 3 PTR by Smith, Jeffery	00:49			REBOUND (DEF) by Hudson, Carlos
REBOUND (DEF) by McMasters, Carter	00:25			MISSED LAYUP by Hudson, Carlos
GOOD! JUMPER by Van Horn, Nick [PNT]	00:00	22-24	V 2	
ASSIST by Eldridge, Davis	00:00			

3rd PERIOD Play-by-Play (Page 1)

HOME TEAM: Grace Baptist	TIME	SCORE	MAR	VISITORS: East Robertson
GOOD! 3 PTR by McMasters, Carter	07:52	25-24	H 1	
ASSIST by Van Horn, Nick	07:52			
REBOUND (DEF) by Dilts, Jonathan	07:18			MISSED JUMPER by Wilks, John
TURNOVR by Dilts, Jonathan	07:04			
	07:03			STEAL by Wilks, John
	07:00			TURNOVR by Wilks, John
STEAL by McMasters, Carter	06:59			
GOOD! LAYUP by Eldridge, Davis [FB/PNT]	06:56	27-24	H 3	
ASSIST by Dilts, Jonathan	06:56			
	06:37	27-26	H 1	GOOD! JUMPER by Fosnes, Tyler [PNT]
MISSED 3 PTR by McMasters, Carter	06:27			REBOUND (DEF) by Fuqua, Jacob
REBOUND (DEF) by McMasters, Carter	06:07			MISSED JUMPER by Andrews, Tico
MISSED FT SHOT by Dilts, Jonathan	05:58			FOUL by Fosnes, Tyler
REBOUND (OFF) by (DEADBALL)	05:58			
MISSED FT SHOT by Dilts, Jonathan	05:58			REBOUND (DEF) by Hudson, Carlos
REBOUND (DEF) by Dilts, Jonathan	05:53			MISSED 3 PTR by Fuqua, Jacob
TURNOVR by Dilts, Jonathan	05:45			
REBOUND (DEF) by Dilts, Jonathan	05:30			MISSED JUMPER by Wilks, John
GOOD! 3 PTR by Eldridge, Davis	05:10	30-26	H 4	
ASSIST by McMasters, Carter	05:10			
FOUL by Van Horn, Nick	05:01			
FOUL by McMasters, Carter	04:56	30-27	H 3	GOOD! FT SHOT by Wilks, John
	04:56	30-28	H 2	GOOD! FT SHOT by Wilks, John
	04:56			FOUL by Fosnes, Tyler
	04:56			TIMEOUT TEAM
SUB IN : Clinard, Will	04:56			
SUB OUT: Fosnes, Tyler	04:56			
MISSED JUMPER by Eldridge, Davis	04:46			REBOUND (DEF) by Hudson, Carlos
	04:31			MISSED JUMPER by Clinard, Will
	04:31			REBOUND (OFF) by Wilks, John
	04:28	30-30	T 1	GOOD! JUMPER by Wilks, John [PNT]
GOOD! JUMPER by Van Horn, Nick	04:19	32-30	H 2	
	04:10			TURNOVR by Hudson, Carlos
STEAL by Smith, Jeffery	04:09			
MISSED 3 PTR by Smith, Jeffery	04:06			REBOUND (DEF) by Fuqua, Jacob
	03:50	32-32	T 2	GOOD! LAYUP by Andrews, Tico [PNT]
GOOD! 3 PTR by Eldridge, Davis	03:27	35-32	H 3	
ASSIST by Dilts, Jonathan	03:27			
	03:06			TURNOVR by Andrews, Tico
STEAL by Eldridge, Davis	03:05			
GOOD! JUMPER by Van Horn, Nick	02:59	37-32	H 5	
GOOD! FT SHOT by Van Horn, Nick	02:59	38-32	H 6	FOUL by Clinard, Will
	02:43	38-35	H 3	GOOD! 3 PTR by Fuqua, Jacob
	02:43			ASSIST by Clinard, Will
MISSED 3 PTR by Eldridge, Davis	02:27			REBOUND (DEF) by Fuqua, Jacob
	02:19	38-37	H 1	GOOD! JUMPER by Clinard, Will
MISSED JUMPER by McMasters, Carter	01:59			
REBOUND (OFF) by Dilts, Jonathan	01:59			
GOOD! JUMPER by Dilts, Jonathan	01:55	40-37	H 3	
	01:44	40-39	H 1	GOOD! JUMPER by Wilks, John [PNT]
	01:44			ASSIST by Andrews, Tico
MISSED LAYUP by Van Horn, Nick	01:28			REBOUND (DEF) by Wilks, John
	01:17	40-41	V 1	GOOD! JUMPER by Andrews, Tico [PNT]
TIMEOUT 30sec	01:12			
SUB IN : Fosnes, Tyler	01:12			
SUB OUT: Clinard, Will	01:12			
TURNOVR by McMasters, Carter	00:58			
	00:57			STEAL by Wilks, John
REBOUND (DEF) by Van Horn, Nick	00:48			MISSED LAYUP by Andrews, Tico
	00:46			FOUL by Andrews, Tico
GOOD! FT SHOT by Dilts, Jonathan	00:39	41-41	T 3	FOUL by Fuqua, Jacob
GOOD! FT SHOT by Dilts, Jonathan	00:39	42-41	H 1	
REBOUND (DEF) by McMasters, Carter	00:22			MISSED 3 PTR by Andrews, Tico

Grace Baptist 42, East Robertson 41

4th PERIOD Play-by-Play (Page 1)

HOME TEAM: Grace Baptist	TIME	SCORE	MAR	VISITORS: East Robertson

SUB IN : Woodall, Brandon	08:00			
SUB IN : Payne, Desmon	08:00			
SUB OUT: Wilks, John	08:00			
SUB OUT: Andrews, Tico	08:00			
BLOCK by McMasters, Carter	07:49			MISSED JUMPER by Payne, Desmon
REBOUND (DEF) by Van Horn, Nick	07:47			
GOOD! 3 PTR by Eldridge, Davis	07:32	45-41	H 4	
ASSIST by Smith, Jeffery	07:32			
	07:09			TURNOVR by Payne, Desmon
STEAL by Van Horn, Nick	07:08			
GOOD! LAYUP by Smith, Jeffery [FB/PNT]	07:05	47-41	H 6	
ASSIST by Van Horn, Nick	07:05			
	06:55			TIMEOUT TEAM
SUB IN : Wilks, John	06:55			
SUB IN : Andrews, Tico	06:55			
SUB OUT: Woodall, Brandon	06:55			
SUB OUT: Payne, Desmon	06:55			
REBOUND (DEF) by McMasters, Carter	06:34			MISSED LAYUP by Hudson, Carlos
MISSED JUMPER by McMasters, Carter	06:19			REBOUND (DEF) by Hudson, Carlos
STEAL by Dilts, Jonathan	06:04			TURNOVR by Wilks, John
	06:04			FOUL by Fosnes, Tyler
TURNOVR by Dilts, Jonathan	05:47			
	05:46			STEAL by Hudson, Carlos
	05:38	47-43	H 4	GOOD! JUMPER by Wilks, John [PNT]
GOOD! 3 PTR by Eldridge, Davis	05:21	50-43	H 7	
ASSIST by McMasters, Carter	05:21			
BLOCK by McMasters, Carter	05:07			MISSED JUMPER by Wilks, John
REBOUND (DEF) by Eldridge, Davis	05:05			
MISSED FT SHOT by Smith, Jeffery	04:34			FOUL by Fuqua, Jacob
	04:34			REBOUND (DEF) by Hudson, Carlos
REBOUND (DEF) by Smith, Jeffery	04:15			MISSED JUMPER by Fosnes, Tyler
TIMEOUT TEAM	04:08			
GOOD! FT SHOT by McMasters, Carter	03:49	51-43	H 8	FOUL by Hudson, Carlos
GOOD! FT SHOT by McMasters, Carter	03:49	52-43	H 9	
	03:35			TURNOVR by Hudson, Carlos
FOUL by Van Horn, Nick	03:31			
TURNOVR by Van Horn, Nick	03:31			
REBOUND (DEF) by McMasters, Carter	03:07			MISSED JUMPER by Wilks, John
MISSED LAYUP by Smith, Jeffery	02:57			REBOUND (DEF) by Fosnes, Tyler
	02:49	52-45	H 7	GOOD! LAYUP by Andrews, Tico [PNT]
	02:46			TIMEOUT 30sec
TURNOVR by Smith, Jeffery	02:45			
	02:44			STEAL by Fosnes, Tyler
	02:37			TURNOVR by Andrews, Tico
STEAL by Smith, Jeffery	02:36			
GOOD! FT SHOT by Smith, Jeffery	02:30	53-45	H 8	FOUL by Wilks, John
MISSED FT SHOT by Smith, Jeffery	02:30			REBOUND (DEF) by Hudson, Carlos
REBOUND (DEF) by Dilts, Jonathan	02:22			MISSED 3 PTR by Fosnes, Tyler
TIMEOUT TEAM	02:13			
SUB IN : Clinard, Will	02:13			
SUB IN : Payne, Desmon	02:13			
SUB IN : Woodall, Brandon	02:13			
SUB OUT: Fosnes, Tyler	02:13			
SUB OUT: Wilks, John	02:13			
SUB OUT: Andrews, Tico	02:13			
TURNOVR by Van Horn, Nick	02:10			
SUB IN : Fosnes, Tyler	02:10			
SUB IN : Andrews, Tico	02:10			
SUB IN : Wilks, John	02:10			
SUB OUT: Clinard, Will	02:10			
SUB OUT: Payne, Desmon	02:10			
SUB OUT: Woodall, Brandon	02:10			
REBOUND (DEF) by McMasters, Carter	02:09			MISSED 3 PTR by Fosnes, Tyler
GOOD! FT SHOT by Eldridge, Davis	02:03	54-45	H 9	FOUL by Wilks, John
GOOD! FT SHOT by Eldridge, Davis	02:03	55-45	H 10	
SUB IN : Clinard, Will	02:03			
SUB OUT: Hudson, Carlos	02:03			
FOUL by Eldridge, Davis	01:55	55-46	H 9	GOOD! FT SHOT by Andrews, Tico
REBOUND (DEF) by McMasters, Carter	01:55			MISSED FT SHOT by Andrews, Tico
MISSED LAYUP by Eldridge, Davis	01:44			
REBOUND (OFF) by Eldridge, Davis	01:44			
MISSED JUMPER by Eldridge, Davis	01:40			
REBOUND (OFF) by McMasters, Carter	01:40			
GOOD! JUMPER by McMasters, Carter [PNT]	01:36	57-46	H 11	
	01:35			TURNOVR by Fosnes, Tyler

GOOD! JUMPER by Eldridge, Davis	01:33	59-46	H 13	
ASSIST by Smith, Jeffery	01:33			
	01:25			MISSED 3 PTR by Fuqua, Jacob
	01:25			REBOUND (OFF) by Andrews, Tico
REBOUND (DEF) by Van Horn, Nick	01:16			MISSED 3 PTR by Andrews, Tico
GOOD! LAYUP by Smith, Jeffery [PNT]	01:08	61-46	H 15	
ASSIST by Van Horn, Nick	01:08			
REBOUND (DEF) by Smith, Jeffery	01:00			MISSED JUMPER by Andrews, Tico
MISSED LAYUP by Dilts, Jonathan	00:52			
REBOUND (OFF) by Smith, Jeffery	00:52			
TIMEOUT TEAM	00:49			
SUB IN : Atchison, Curtis	00:49			SUB IN : Foster, Wallace
SUB IN : Woodall, Brandon	00:49			SUB IN : Wheeler, Jonathan
SUB IN : Payne, Desmon	00:49			SUB IN : Lowery, Matt
SUB OUT: Fosnes, Tyler	00:49			SUB OUT: Van Horn, Nick
SUB OUT: Andrews, Tico	00:49			SUB OUT: Smith, Jeffery
SUB OUT: Wilks, John	00:49			SUB OUT: Dilts, Jonathan
TURNOVR by Eldridge, Davis	00:44			
REBOUND (DEF) by (TEAM)	00:39			MISSED JUMPER by Fuqua, Jacob
	00:36			SUB IN : Smith, Jeffery
	00:36			SUB IN : Goodman, Chad
	00:36			SUB IN : Blake, Josh
	00:36			SUB IN : Church, Terrell
	00:36			SUB OUT: McMasters, Carter
	00:36			SUB OUT: Eldridge, Davis
TURNOVR by Goodman, Chad	00:24			
	00:24			TIMEOUT 30sec
SUB IN : Mott, Curtis	00:24			SUB OUT: Smith, Jeffery
SUB IN : Dowlen, Labronce	00:24			SUB OUT: Lowery, Matt
SUB IN : Clark, Brandon	00:24			
SUB IN : Jacobson, Jaren	00:24			
SUB IN : Crockett, Daniel	00:24			
SUB OUT: Atchison, Curtis	00:24			
SUB OUT: Fuqua, Jacob	00:24			
SUB OUT: Woodall, Brandon	00:24			
SUB OUT: Payne, Desmon	00:24			
SUB OUT: Clinard, Will	00:24			
REBOUND (DEF) by Church, Terrell	00:07			MISSED JUMPER by Crockett, Daniel
TURNOVR by Church, Terrell	00:03			
SUB IN : Cook, Clayton	00:03			
SUB OUT: Jacobson, Jaren	00:03			

Grace Baptist 61, East Robertson 46

Official Basketball Box Score -- 1st Half
East Robertson vs Grace Baptist
03/15/06 2 PM at Murfreesboro, Tenn. (Murphy Center)

VISITORS: East Robertson 24-10

##	Player Name		TOT-FG FG-FGA	3-PT FG-FGA	FT-FTA	REBOUNDS OF	DE	TOT	PF	TP	A	TO	BLK	S	MIN
01	Wilks, John.....	*	2-5	0-1	2-2	1	1	2	0	6	1	4	0	0	6
02	Andrews, Tico.....	*	1-3	0-0	0-0	0	3	3	0	2	1	1	0	1	6
10	Fuqua, Jacob.....	*	3-5	1-2	0-0	2	0	2	0	7	0	0	0	0	16
15	Hudson, Carlos.....	*	2-6	0-0	0-0	1	2	3	0	4	0	0	1	0	16
20	Fosnes, Tyler.....	*	2-3	0-1	1-2	1	6	7	0	5	0	0	0	1	7
03	Payne, Desmon.....		0-1	0-0	0-0	0	0	0	0	0	1	0	0	0	10
04	Mott, Curtis.....		0-0	0-0	0-0	0	0	0	0	0	0	0	0	0	0
13	Clark, Brandon.....		0-0	0-0	0-0	0	0	0	0	0	0	0	0	0	0
21	Atchison, Curtis....		0-0	0-0	0-0	0	0	0	0	0	0	0	0	0	0
24	Cook, Clayton.....		0-0	0-0	0-0	0	0	0	0	0	0	0	0	0	0
32	Dowlen, Labronce....		0-0	0-0	0-0	0	0	0	0	0	0	0	0	0	0
35	Jacobson, Jaren.....		0-0	0-0	0-0	0	0	0	0	0	0	0	0	0	0
42	Crockett, Daniel....		0-0	0-0	0-0	0	0	0	0	0	0	0	0	0	0
44	Clinard, Will.....		0-3	0-2	0-0	2	1	3	0	0	2	0	0	0	15
50	Woodall, Brandon....		0-2	0-0	0-0	1	0	1	0	0	1	0	0	0	12
	TEAM.....						2	2							
	Totals.....		10-28	1-6	3-4	8	15	23	0	24	6	5	1	2	88

TOTAL FG% 1st Half: 10-28 35.7%
3-Pt. FG% 1st Half: 1-6 16.7%
F Throw % 1st Half: 3-4 75.0%

HOME TEAM: Grace Baptist 31-5

##	Player Name		TOT-FG FG-FGA	3-PT FG-FGA	FT-FTA	REBOUNDS OF	DE	TOT	PF	TP	A	TO	BLK	S	MIN
10	Eldridge, Davis.....	*	4-10	1-3	0-0	0	1	1	0	9	3	1	0	1	16
22	Smith, Jeffery.....	*	0-2	0-1	0-0	1	3	4	1	0	0	0	0	0	16
24	Van Horn, Nick.....	*	3-9	0-1	0-0	2	1	3	0	6	2	0	0	0	16
34	Dilts, Jonathan.....	*	3-6	1-2	0-0	0	2	2	0	7	0	1	0	0	16
41	McMasters, Carter...	*	0-3	0-0	0-0	1	4	5	1	0	3	0	4	0	16
12	Church, Terrell.....		0-0	0-0	0-0	0	0	0	0	0	0	0	0	0	0
14	Wheeler, Jonathan...		0-0	0-0	0-0	0	0	0	0	0	0	0	0	0	0
20	Lowery, Matt.....		0-0	0-0	0-0	0	0	0	0	0	0	0	0	0	2
30	Blake, Josh.....		0-0	0-0	0-0	0	0	0	0	0	0	0	0	0	0
32	Foster, Wallace.....		0-0	0-0	0-0	0	0	0	0	0	0	0	0	0	0
44	Goodman, Chad.....		0-0	0-0	0-0	0	0	0	0	0	0	0	0	0	0
50	Jordan, Blake.....		0-0	0-0	0-0	0	0	0	4	0	0	0	0	0	8
	TEAM.....					1		1							
	Totals.....		10-30	2-7	0-0	5	11	16	6	22	8	2	4	1	90

TOTAL FG% 1st Half: 10-30 33.3%
3-Pt. FG% 1st Half: 2-7 28.6%
F Throw % 1st Half: 0-0 0.0%

Officials: Eric Ward, Mike Rader, Charles Cannon
Technical fouls: East Robertson-None. Grace Baptist-None.
Attendance:

Score by Periods	1st	2nd
East Robertson.....	16	8
Grace Baptist.....	8	14

1993 Class A State Boys' Basketball Tournament

March 17 - March 20, 1993 · Murphy Center - MTSU - Murfreesboro, TN

Game 1
Wed. Mar. 17 11:00 AM

BGA (30-0)	69
Lookout Valley (29-3)	60

Game 2
Wed. Mar. 17 12:45 PM

East Robertson (27-5)	74
Adamsville (23-8)	68

Game 3
Wed. Mar. 17 2:30 PM

Spring Hill (27-7)	78
Middleton (18-11)	55

Game 4
Wed. Mar. 17 5:15 PM

Pickett Co. (30-4)	54
Oneida (24-7)	38

Game 5
Fri. Mar. 19 11:00 AM

BGA	57
East Robertson	51

Game 6
Fri. Mar. 19 12:45 PM

Spring Hill	69
Pickett Co.	80

Game 7
Sat. Mar. 20 4:00 PM

BGA	74
Pickett Co.	71

BGA
STATE CHAMPION

OFFICIAL NCAA BASKETBALL BOX SCORE 03-16-93 MURFREESBOPRO
Licensed To: Middle Tennessee FINAL BOX

VISITORS: ADAMSVILLE 23-9

NO	PLAYER	FG	FGA	3P	3PA	FT	FTA	OR	DR	TOT	PF	PTS	A	TO	BLK	S	MIN
22	SETH MASSEY	7	16	4	7	0	0	1	1	2	1	18	1	2	1	2	27
23	RUSS KENNAMORE	2	5	0	2	0	0	0	6	6	1	4	0	3	1	0	27
32	KEVIN McCLAIN	1	3	0	0	2	2	0	1	1	5	4	3	4	0	2	26
34	ALONZO SUTTON	9	18	0	0	6	10	5	4	9	2	24	1	3	0	1	30
42	PRESTON BROOKS	5	11	0	0	2	2	2	3	5	4	12	0	2	0	1	25
30	MATT HOOVER	1	6	0	0	2	2	0	6	6	4	4	0	2	0	0	17
33	BLAKE AUSTIN	DNP- CC															
40	CASEY MEEK	DNP- CC															
24	MICHAEL CLEARY	DNP- CC															
21	SAM ROGERS	1	1	0	0	0	0	0	2	2	2	2	0	2	0	2	6
44	B.J. SHERRON	0	1	0	0	0	0	2	2	4	0	0	0	0	0	0	2
54	TONY ENGLE	DNP- CC															
20	CHAD WYATT	DNP- CC															
	TEAM							2	0	2				0			
	TOTALS	26	61	4	9	12	16	12	25	37	19	68	5	18	2	8	160

TOTAL FG %	1st Half 43.3	2nd Half 41.9	OT	Game 42.6	DEADBALL		
3 PT FG %	1st Half 0.0	2nd Half 57.1	OT	Game 44.4	REBOUNDS	1	
FT %	1st Half 87.5	2nd Half 62.5	OT	Game 75.0			

HOME: EAST ROBERTSON 28-5

NO	PLAYER	FG	FGA	3P	3PA	FT	FTA	OR	DR	TOT	PF	PTS	A	TO	BLK	S	MIN
23	TERRY ALLEN GROVES	3	8	1	1	6	10	0	7	7	4	13	2	4	0	1	29
32	ROCKY SMITH	5	10	0	1	3	4	1	0	1	2	13	0	2	0	1	28
34	DAVID WOODARD	15	21	1	1	2	4	7	12	19	2	33	3	4	4	4	32
35	BRANDON RIPPY	5	14	1	4	2	2	0	1	1	2	13	7	3	0	0	31
52	ASHLEY BERNARD	0	0	0	0	0	1	0	1	1	1	0	0	1	0	1	8
40	JEREMY DALTON	1	2	0	0	0	0	0	0	0	4	2	0	0	0	0	6
11	TONY DOWLEN	DNP- CC															
43	JOSH DePRIEST	0	1	0	1	0	0	0	2	2	0	0	0	1	0	1	18
51	SCOTT FILSON	DNP- CC															
14	CHANCE BALLARD	DNP- CC															
24	ERIC HALL	DNP- CC															
21	JIMMY BUCKNER	DNP- CC															
45	CLEVON BELL	0	2	0	1	0	0	1	2	3	2	0	3	2	0	1	8
42	MICHAEL SMITH	DNP- CC															
54	BRANDON SMITH	DNP- CC															
33	ROD SWEARINGEN	DNP- CC															
50	JAMES COOK	DNP- CC															
	TEAM							1	1	2				0			
	TOTALS	29	58	3	9	13	21	10	26	36	17	74	15	17	4	9	160

TOTAL FG %	1st Half 51.7	2nd Half 48.3	OT	Game 50.0	DEADBALL		
3 PT FG %	1st Half 40.0	2nd Half 25.0	OT	Game 33.3	REBOUNDS	2	
FT %	1st Half 50.0	2nd Half 69.2	OT	Game 61.9			

Technical Fouls: 1
Attendance: TBA

OFFICIALS
#0- DON VANNATTA
#0- JOHN MACON
#0- ROGER HOUCK

SCORE BY PERIODS	1	2	OT	OT	OT	FINAL
ADAMSVILLE	33	35				68
EAST ROBERTSON	36	38				74
Adamsville	20	13	21	14		68
East Robertson	17	19	17	21		74

TECHNICAL FOULS:

INDIVIDUAL:
ADAMSVILLE (1) 0:15 ~~3RD~~ 4th SUTTON
EAST: NONE SON

This report has been produced by STATMAN II (tm) 3.00.FWC

OFFICIAL NCAA BASKETBALL BOX SCORE 03-16-93 MURFREESBOPRO
Licensed To: Middle Tennessee FIRST HALF

VISITORS: ADAMSVILLE

NO	PLAYER	FG	FGA	3P	3PA	FT	FTA	OR	DR	TOT	PF	PTS	A	TO	BLK	S	MIN
22	SETH MASSEY	2	6	0	1	0	0	0	1	1	0	4	0	2	0	1	14
23	RUSS KENNAMORE	1	3	0	1	0	0	0	2	2	1	2	0	1	0	0	13
32	KEVIN McCLAIN	0	0	0	0	0	0	0	0	0	1	0	0	1	0	2	12
34	ALONZO SUTTON	4	8	0	0	3	4	3	1	4	2	11	1	3	0	1	15
42	PRESTON BROOKS	4	9	0	0	2	2	2	1	3	1	10	0	1	0	1	12
30	MATT HOOVER	1	2	0	0	2	2	0	4	4	1	4	0	1	0	0	9
33	BLAKE AUSTIN	DNP-															
40	CASEY MEEK	DNP-															
24	MICHAEL CLEARY	DNP-															
21	SAM ROGERS	1	1	0	0	0	0	0	0	0	0	2	0	1	0	2	4
44	B.J. SHERRON	0	1	0	0	0	0	2	1	3	0	0	0	0	0	0	1
54	TONY ENGLE	DNP-															
20	CHAD WYATT	DNP-															
	TEAM							0	0	0				0			
	TOTALS	13	30	0	2	7	8	7	10	17	6	33	1	10	0	7	80

TOTAL FG %	1st Half 43.3	2nd Half	OT	Game 43.3	DEADBALL		
3 PT FG %	1st Half 0.0	2nd Half	OT	Game 0.0	REBOUNDS	0	
FT %	1st Half 87.5	2nd Half	OT	Game 87.5			

HOME: EAST ROBERTSON

NO	PLAYER	FG	FGA	3P	3PA	FT	FTA	OR	DR	TOT	PF	PTS	A	TO	BLK	S	MIN
23	TERRY ALLEN GROVES	3	5	1	1	2	5	0	5	5	1	9	1	3	0	0	16
32	ROCKY SMITH	3	5	0	0	0	0	1	0	1	1	6	0	1	0	0	14
34	DAVID WOODARD	6	9	1	1	2	3	4	5	9	1	15	1	3	4	1	16
35	BRANDON RIPPY	2	7	0	2	0	0	0	0	0	1	4	5	2	0	0	16
52	ASHLEY BERNARD	0	0	0	0	0	0	0	0	0	1	0	0	0	0	1	4
40	JEREMY DALTON	1	1	0	0	0	0	0	0	0	2	2	0	0	0	0	2
11	TONY DOWLEN	DNP-															
43	JOSH DeFRIEST	0	1	0	1	0	0	0	0	0	0	0	0	1	0	1	10
51	SCOTT FILSON	DNP-															
14	CHANCE BALLARD	DNP-															
24	ERIC HALL	DNP-															
21	JIMMY BUCKNER	DNP-															
45	CLEVON BELL	0	1	0	0	0	0	0	1	1	1	0	0	1	0	1	2
42	MICHAEL SMITH	DNP-															
54	BRANDON SMITH	DNP-															
33	ROD SWEARINGEN	DNP-															
50	JAMES COOK	DNP-															
	TEAM							1	0	1				0			
	TOTALS	15	29	2	5	4	8	6	11	17	8	36	7	11	4	4	80

TOTAL FG %	1st Half 51.7	2nd Half	OT	Game 51.7	DEADBALL		
3 PT FG %	1st Half 40.0	2nd Half	OT	Game 40.0	REBOUNDS	2	
FT %	1st Half 50.0	2nd Half	OT	Game 50.0			

Technical Fouls: 0
Attendance:

OFFICIALS
#0- DON VANNATTA
#0- JOHN MACON
#0- ROGER HOUCK

SCORE BY PERIODS	1	2	3	4	OT	FINAL
ADAMSVILLE	20	13				33
EAST ROBERTSON	17	19				36

TECHNICAL FOULS:

INDIVIDUAL:
ADAMSVILLE: NONE
EAST: NONE SON

This report has been produced by STATMAN II (tm) 3.00.FWC

OFFICIAL NCAA BASKETBALL BOX SCORE 03-18-93
Licensed To: Middle Tennessee FINAL BOX

VISITORS: EAST ROBERTSON 28-6

NO	PLAYER	FG	FGA	3P	3PA	FT	FTA	OR	DR	TOT	PF	PTS	A	TO	BLK	S	MIN
23	TERRY ALLEN GROVES	1	5	0	0	4	6	3	0	3	4	6	2	3	0	3	16
32	ROCKY SMITH	2	8	0	0	0	0	0	2	2	2	4	2	1	0	1	18
34	DAVID WOODARD	7	14	1	5	1	2	4	16	20	2	16	0	4	1	4	13
35	BRANDON RIPPY	4	11	1	5	0	0	1	2	3	2	9	1	2	0	1	16
52	ASHLEY BERNARD	1	1	0	0	0	0	0	0	0	0	2	0	1	0	0	9
40	JEREMY DALTON	5	11	0	0	0	0	1	0	1	3	10	0	1	0	2	13
11	TONY DOWLEN	DNP- CC															
43	JOSH DeFRIEST	1	7	0	3	0	0	2	2	4	2	2	0	0	0	0	9
51	SCOTT FILSON	DNP- CC															
14	CHANCE BALLARD	DNP- CC															
24	ERIC HALL	1	1	0	0	0	0	0	0	0	0	2	0	0	0	0	0
21	JIMMY BUCKNER	DNP- CC															
45	CLEVON BELL	0	1	0	0	0	0	0	0	0	0	0	0	0	1	0	1
42	MICHAEL SMITH	DNP- CC															
54	BRANDON SMITH	DNP- CC															
33	ROD SWEARINGEN	DNP- CC															
50	JAMES COOK	DNP- CC															
	TEAM							0	1	1				0			
	TOTALS	22	59	2	13	5	8	11	23	34	15	51	5	12	2	11	95

TOTAL FG %	1st Half 29.2	2nd Half 50.0	OT	Game 37.3	DEADBALL			
3 PT FG %	1st Half 33.3	2nd Half 14.3	OT	Game 15.4	REBOUNDS	2		
FT %	1st Half 62.5	2nd Half 0.0	OT	Game 62.5				

HOME: BGA 32-0

NO	PLAYER	FG	FGA	3P	3PA	FT	FTA	OR	DR	TOT	PF	PTS	A	TO	BLK	S	MIN
04	BRANDON WOOD	4	11	2	7	5	6	0	1	1	0	15	4	3	0	1	16
14	JEFF VANLANDINGHAM	4	7	0	2	0	1	3	4	7	0	8	1	2	0	1	16
20	O.J. FLEMMING	3	6	0	0	1	2	1	8	9	2	7	3	2	0	3	17
32	ALEX GREGG	3	9	1	3	2	2	3	5	8	3	9	3	5	0	0	32
44	SETH PETTUS	5	13	0	0	3	6	0	7	7	3	13	0	6	0	1	19
54	TUTT HIGHTOWER	DNP- CC															
10	BRENT JONES	DNP- CC															
52	MATT McAFEE	DNP- CC															
50	WAYNE CREEL	0	0	0	0	0	0	0	1	1	0	0	0	0	0	0	3
24	JASON SHULL	DNP- CC															
34	JARRON SPRINGER	DNP- CC															
22	MICHAEL TRAILOV	DNP- CC															
30	TRAVIS BURTON	DNP- CC															
12	AARON ANDERSON	DNP- CC															
42	BENNETT WOOD	2	2	0	0	1	1	0	0	0	0	5	0	0	0	0	9
	TEAM							2	1	3				0			
	TOTALS	21	48	3	12	12	18	9	27	36	8	57	11	18	0	6	112

TOTAL FG %	1st Half 48.3	2nd Half 37.5	OT	Game 43.8	DEADBALL			
3 PT FG %	1st Half 40.0	2nd Half 16.7	OT	Game 25.0	REBOUNDS	1		
FT %	1st Half 75.0	2nd Half 0.0	OT	Game 66.7				

Technical Fouls: 0
Attendance: TBA

OFFICIALS
#0- ANTINIO PETTY
#0- ANTINIO PETTY
#0- CHARLIE QUALLS

SCORE BY PERIODS	1	2	OT	OT	OT	FINAL
EAST ROBERTSON	20	29				51
BGA	33	13				57

TECHNICAL FOULS:

INDIVIDUAL:
EAST: NONE SON
BGA: NONE

	1	2	3	4	Final
East Robertson	9	11	17	14	51
BGA	16	17	11	13	57

OFFICIAL NCAA BASKETBALL BOX SCORE 03-18-93

Licensed To: Middle Tennessee

FIRST HALF

VISITORS: EAST ROBERTSON

NO	PLAYER	FG	FGA	3P	3PA	FT	FTA	OR	DR	TOT	PF	PTS	A	TO	BLK	S	MIN
23	TERRY ALLEN GROVES	0	2	0	0	4	6	2	0	2	0	4	0	2	0	1	0
32	ROCKY SMITH	1	6	0	0	0	0	0	2	2	0	2	2	0	0	1	15
34	DAVID WOODARD	3	4	0	0	1	2	1	3	4	2	7	0	2	1	1	13
35	BRANDON RIPPY	2	5	1	2	0	0	0	1	1	1	5	1	1	0	0	0
52	ASHLEY BERNARD	0	0	0	0	0	0	0	0	0	0	0	0	1	0	0	4
40	JEREMY DALTON	0	3	0	0	0	0	0	0	0	1	0	0	0	0	1	0
11	TONY DOWLEN	DNP-															
43	JOSH DePRIEST	1	3	0	1	0	0	1	2	3	0	2	0	0	0	0	8
51	SCOTT FILSON	DNP-															
14	CHANCE BALLARD	DNP-															
24	ERIC HALL	DNP-															
21	JIMMY BUCKNER	DNP-															
45	CLEVON BELL	0	1	0	0	0	0	0	0	0	0	0	0	0	1	0	0
42	MICHAEL SMITH	DNP-															
54	BRANDON SMITH	DNP-															
33	ROD SWEARINGEN	DNP-															
50	JAMES COOK	DNP-															
	TEAM							0	0	0				0			
	TOTALS	7	24	1	3	5	8	4	8	12	4	20	3	6	2	4	40

TOTAL FG % 1st Half	29.2	2nd Half	OT	Game	29.2	DEADBALL	
3 PT FG % 1st Half	33.3	2nd Half	OT	Game	33.3	REBOUNDS	2
FT % 1st Half	62.5	2nd Half	OT	Game	62.5		

HOME: BGA

NO	PLAYER	FG	FGA	3P	3PA	FT	FTA	OR	DR	TOT	PF	PTS	A	TO	BLK	S	MIN
04	BRANDON WOOD	3	7	2	4	0	0	0	0	0	0	8	2	0	0	0	0
14	JEFF VANLANDINGHAM	3	5	0	1	0	0	2	1	3	0	6	0	1	0	1	0
20	O.J. FLEMMING	3	4	0	0	0	0	1	3	4	2	6	2	2	0	1	13
32	ALEX GREGG	1	4	0	0	0	0	3	4	7	1	2	2	3	0	0	0
44	SETH PETTUS	3	8	0	0	2	3	0	4	4	2	8	0	2	0	0	11
54	TUTT HIGHTOWER	DNP-															
10	BRENT JONES	DNP-															
52	MATT McAFEE	DNP-															
50	WAYNE CREEL	0	0	0	0	0	0	0	1	1	0	0	0	0	0	0	0
24	JASON SHULL	DNP-															
34	JARRON SPRINGER	DNP-															
22	MICHAEL TRAILOV	DNP-															
30	TRAVIS BURTON	DNP-															
12	AARON ANDERSON	DNP-															
42	BENNETT WOOD	1	1	0	0	1	1	0	0	0	0	3	0	0	0	0	0
	TEAM							2	1	3				0			
	TOTALS	14	29	2	5	3	4	8	14	22	5	33	6	8	0	2	24

TOTAL FG % 1st Half	48.3	2nd Half	OT	Game	48.3	DEADBALL	
3 PT FG % 1st Half	40.0	2nd Half	OT	Game	40.0	REBOUNDS	0
FT % 1st Half	75.0	2nd Half	OT	Game	75.0		

Technical Fouls: 0

Attendance:

OFFICIALS

#0- ANTINIO PETTY

#0- ANTINIO PETTY

#0- CHARLIE QUALLS

SCORE BY PERIODS	1	2	OT	OT	OT	FINAL
EAST ROBERTSON	20					20
BGA	33					33

TECHNICAL FOULS:

	1	2
East Robertson	9	11
BGA	16	17

INDIVIDUAL:

EAST: NONE SON

BGA: NONE

1992 Class A State Boys' Basketball Tournament

March 18 - March 21, 1992 · Murphy Center - MTSU - Murfreesboro, TN

Game 1
Wed. Mar. 18 11:30 AM

Pickett Co. (30-4)	67
Moore Co. (24-7)	52

Game 2
Wed. Mar. 18 12:45 PM

Middleton (28-5)	68
North Greene (21-11)	46

Game 3
Wed. Mar. 18 2:30 PM

Mt. Pleasant (23-7)	78
Peabody (28-2)	74

Game 4
Wed. Mar. 18 5:15 PM

East Robertson (24-6)	82
Tennessee Temple (27-6)	66

Game 5
Fri. Mar. 20 11:00 AM

Pickett Co.	42
Middleton	60

Game 6
Fri. Mar. 20 12:45 PM

Mt. Pleasant	67
East Robertson	74

Game 7
Sat. Mar. 21 4:00 PM

Middleton	75
East Robertson	60

Middleton
STATE CHAMPION

OFFICIAL NCAA BASKETBALL BOX SCORE 03-18-92 Murfreesboro TN
Licensed To: Middle Tennessee FINAL BOX

VISITORS: EAST ROBERTSON 25-6

NO	PLAYER	FG	FGA	3P	3PA	FT	FTA	OR	DR	TOT	PF	PTS	A	TO	BLK	S	MIN
15	Rodney Lunsford	1	2	0	0	0	0	0	0	0	1	2	2	1	0	0	8
23	Terry Groves	3	5	0	0	4	7	2	6	8	2	10	3	3	0	4	28
33	Che Colbert	4	9	0	0	0	0	2	4	6	4	8	2	2	0	1	28
34	David Woodard	13	18	0	1	4	6	2	7	9	2	30	0	4	2	0	28
43	Jamie Nixon	5	7	0	1	1	2	0	3	3	0	11	4	1	0	2	26
51	Chris Collie	0	0	0	0	0	0	0	0	0	0	0	0	0	0	0	1
52	Jeremy Dalton	DNP- CC															
24	Josh Depriest	DNP- CC															
20	Clevon Bell	DNP- CC															
14	Chance Ballard	DNP- CC															
50	Ashley Bernard	DNP- CC															
11	Jeremy Rettich	DNP- CC															
35	Brandon Rippy	5	8	3	4	6	6	0	0	0	4	19	2	3	0	2	27
32	Rocky Smith	1	1	0	0	0	0	0	1	1	3	2	1	0	0	0	10
21	Jimmy Buckner	DNP- CC															
54	Curtis Woodard	0	1	0	0	0	0	1	1	2	1	0	0	0	0	1	4
	TEAM							0	0	0				0			
	TOTALS	32	51	3	6	15	21	7	22	29	17	82	14	14	2	10	160

TOTAL FG %	1st Half	53.6	2nd Half	73.9	OT		Game	62.7	DEADBALL
3 PT FG %	1st Half	60.0	2nd Half	0.0	OT		Game	50.0	REBOUNDS 3
FT %	1st Half	71.4	2nd Half	71.4	OT		Game	71.4	

HOME: TENNESSEE TEMPLE 27-7

NO	PLAYER	FG	FGA	3P	3PA	FT	FTA	OR	DR	TOT	PF	PTS	A	TO	BLK	S	MIN
12	Brian Thompson	4	8	3	5	5	8	2	0	2	4	16	4	6	0	0	26
20	Ben Price	5	11	0	0	2	4	3	1	4	1	12	0	1	0	2	30
32	Darin Martin	3	7	1	3	0	0	1	5	6	4	7	4	2	0	5	28
34	Karl Lewis	6	17	2	6	3	3	2	3	5	0	17	2	0	0	0	31
52	Andy Cash	5	7	0	0	4	6	3	5	8	4	14	0	2	1	1	28
44	Mark Delaney	0	0	0	0	0	0	0	1	1	0	0	0	1	0	0	6
54	Chad Crisp	0	1	0	0	0	0	1	0	1	0	0	0	0	0	0	1
42	Alan McGuirt	0	1	0	0	0	0	0	0	0	0	0	0	0	0	0	2
10	Bradley Mink	0	1	0	0	0	0	1	0	1	2	0	0	1	0	0	4
50	Mark Chambers	DNP- CC															
00	Nick Shiraef	0	0	0	0	0	0	0	0	0	0	0	0	0	0	0	1
24	Matt Taylor	DNP- CC															
30	Keith Lewis	0	2	0	1	0	0	0	0	0	1	0	1	1	0	0	3
	TEAM							0	0	0				0			
	TOTALS	23	55	6	15	14	21	13	15	28	16	66	11	14	1	8	160

TOTAL FG %	1st Half	38.1	2nd Half	44.1	OT		Game	41.8	DEADBALL
3 PT FG %	1st Half	33.3	2nd Half	41.7	OT		Game	40.0	REBOUNDS 4
FT %	1st Half	68.8	2nd Half	60.0	OT		Game	66.7	

Technical Fouls: 0
Attendance:

OFFICIALS
#3- Glenn Hayes
#1- Major Shelton
#0- Skip Jones

SCORE BY PERIODS	1	2	3	4	OT	FINAL
EAST ROBERTSON	14	24	16	28		82
TENNESSEE TEMPLE	12	16	17	21		66

TECHNICAL FOULS:

INDIVIDUAL:
EAST: NONE SON
TENNESSEE: NONE

This report has been produced by STATMAN II (tm) 3.00.FWC
Copyright (c) 1991 NBA Properties, Inc. All Rights Reserved.

OFFICIAL NCAA BASKETBALL BOX SCORE 03-18-92 Murfreesboro TN
Licensed To: Middle Tennessee FIRST HALF

VISITORS: EAST ROBERTSON

NO	PLAYER	FG	FGA	3P	3PA	FT	FTA	OR	DR	TOT	PF	PTS	A	TO	BLK	S	MIN
15	Rodney Lunsford	1	2	0	0	0	0	0	0	0	0	2	2	1	0	0	6
23	Terry Groves	2	3	0	0	0	1	1	3	4	2	4	2	1	0	2	12
33	Che Colbert	1	5	0	0	0	0	1	3	4	1	2	0	1	0	0	15
34	David Woodard	3	6	0	0	1	2	2	4	6	2	7	0	4	2	0	12
43	Jamie Nixon	2	3	0	1	0	0	0	0	0	0	4	0	1	0	1	13
51	Chris Collie	0	0	0	0	0	0	0	0	0	0	0	0	0	0	0	1
52	Jeremy Dalton	DNP-															
24	Josh Depriest	DNP-															
20	Clevon Bell	DNP-															
14	Chance Ballard	DNP-															
50	Ashley Bernard	DNP-															
11	Jeremy Rettich	DNP-															
35	Brandon Rippy	5	7	3	4	4	4	0	0	0	2	17	1	1	0	1	13
32	Rocky Smith	1	1	0	0	0	0	0	0	0	2	2	0	0	0	0	4
21	Jimmy Buckner	DNP-															
54	Curtis Woodard	0	1	0	0	0	0	1	1	2	1	0	0	0	0	1	4
	TEAM							0	0	0				0			
	TOTALS	15	28	3	5	5	7	5	11	16	10	38	5	9	2	5	80

TOTAL FG % 1st Half	53.6	2nd Half	OT	Game	53.6	DEADBALL	
3 PT FG % 1st Half	60.0	2nd Half	OT	Game	60.0	REBOUNDS	0
FT % 1st Half	71.4	2nd Half	OT	Game	71.4		

HOME: TENNESSEE TEMPLE

NO	PLAYER	FG	FGA	3P	3PA	FT	FTA	OR	DR	TOT	PF	PTS	A	TO	BLK	S	MIN
12	Brian Thompson	0	1	0	0	4	6	0	0	0	2	4	1	3	0	0	11
20	Ben Price	1	5	0	0	2	4	1	1	2	1	4	0	0	0	1	15
32	Darin Martin	1	1	0	0	0	0	0	2	2	1	2	1	2	0	4	16
34	Karl Lewis	3	7	1	2	2	2	1	2	3	0	9	2	0	0	0	16
52	Andy Cash	3	5	0	0	3	4	2	4	6	2	9	0	2	1	0	14
44	Mark Delaney	0	0	0	0	0	0	0	1	1	0	0	0	0	0	0	3
54	Chad Crisp	DNP-															
42	Alan McGuirt	DNP-															
10	Bradley Mink	0	1	0	0	0	0	1	0	1	0	0	0	1	0	0	2
50	Mark Chambers	DNP-															
00	Nick Shiraef	DNP-															
24	Matt Taylor	DNP-															
30	Keith Lewis	0	1	0	1	0	0	0	0	0	0	0	1	1	0	0	3
	TEAM							0	0	0				0			
	TOTALS	8	21	1	3	11	16	5	10	15	6	28	5	9	1	5	80

TOTAL FG % 1st Half	38.1	2nd Half	OT	Game	38.1	DEADBALL	
3 PT FG % 1st Half	33.3	2nd Half	OT	Game	33.3	REBOUNDS	2
FT % 1st Half	68.8	2nd Half	OT	Game	68.8		

Technical Fouls: 0
Attendance:

OFFICIALS
#3- Glenn Hayes
#1- Major Shelton
#0- Skip Jones

SCORE BY PERIODS	1	2	3	4	OT	FINAL
EAST ROBERTSON	14	24				38
TENNESSEE TEMPLE	12	16				28

TECHNICAL FOULS:

INDIVIDUAL:
EAST: NONE SON
TENNESSEE: NONE

This report has been produced by STATMAN II (tm) 3.00.FWC
Copyright (c) 1991 NBA Properties, Inc. All Rights Reserved.

OFFICIAL NCAA BASKETBALL BOX SCORE 03-20-92 MURFREESBORO, TN
Licensed To: Middle Tennessee FINAL BOX

VISITORS: EAST ROBERTSON 26-6

NO	PLAYER	FG	FGA	3P	3PA	FT	FTA	OR	DR	TOT	PF	PTS	A	TO	BLK	S	MIN
15	Rodney Lunsford	0	6	0	0	2	2	4	2	6	0	2	0	3	0	1	16
23	Terry Groves	2	4	0	0	0	0	4	4	8	1	4	8	1	0	2	32
33	Che Colbert	4	15	0	0	0	0	3	6	9	4	8	0	1	0	1	29
34	David Woodard	17	30	0	3	7	8	4	16	20	1	41	0	2	3	2	32
43	Jamie Nixon	4	7	1	1	3	3	3	3	6	4	12	1	6	0	0	31
52	Jeremy Dalton	DNP- CC															
24	Josh Depriest	DNP- CC															
20	Clevon Bell	DNP- CC															
14	Chance Ballard	DNP- CC															
51	Chris Collie	0	0	0	0	0	0	0	0	0	0	0	0	0	0	0	1
11	Jeremy Rettich	DNP- CC															
35	Brandon Rippy	2	7	1	4	0	0	1	0	1	0	5	0	4	0	2	13
32	Rocky Smith	1	1	0	0	0	0	0	0	0	1	2	0	2	0	0	4
21	Jimmy Buckner	DNP- CC															
54	Curtis Woodard	0	0	0	0	0	0	0	0	0	0	0	0	0	0	0	2
	TEAM							0	0	0				0			
	TOTALS	30	70	2	8	12	13	19	31	50	11	74	9	19	3	8	160

TOTAL FG % 1st Half 44.1 2nd Half 41.7 OT Game 42.9 DEADBALL
3 PT FG % 1st Half 33.3 2nd Half 0.0 OT Game 25.0 REBOUNDS 0
FT % 1st Half 100.0 2nd Half 85.7 OT Game 92.3

HOME: MT. PLEASANT 24-8

NO	PLAYER	FG	FGA	3P	3PA	FT	FTA	OR	DR	TOT	PF	PTS	A	TO	BLK	S	MIN
23	Tyson Webster	9	19	1	6	1	1	1	3	4	4	20	9	4	0	3	31
25	Maurice Crowley	4	11	0	3	1	3	2	3	5	0	9	2	1	0	4	32
31	Darrell Brown	10	22	0	1	0	0	3	7	10	3	20	0	1	1	0	32
41	Lamonte Orr	2	5	0	0	0	0	2	3	5	4	4	3	1	1	2	27
51	Ray Gillespie	4	8	0	0	1	1	1	4	5	0	9	1	3	0	1	28
35	Charles Frierson	DNP- CC															
15	Jeff Clark	DNP- CC															
13	Jaunce Miller	DNP- CC															
43	Jason Cole	DNP- CC															
33	Bernard Richardson	DNP- CC															
11	Brandon Bassham	2	3	1	1	0	0	1	0	1	0	5	0	1	0	0	4
21	John Wolaver	DNP- CC															
53	Bryant Workman	0	1	0	0	0	2	0	2	2	1	0	0	2	1	0	6
	TEAM							0	0	0				0			
	TOTALS	31	69	2	11	3	7	10	22	32	12	67	15	13	3	10	160

TOTAL FG % 1st Half 46.9 2nd Half 43.2 OT Game 44.9 DEADBALL
3 PT FG % 1st Half 16.7 2nd Half 20.0 OT Game 18.2 REBOUNDS 1
FT % 1st Half 0.0 2nd Half 42.9 OT Game 42.9

Technical Fouls: 0
Attendance: TBA

OFFICIALS
#0- Skip Jones
#2- Larry Hutchinson
#0- Jack Carey

SCORE BY PERIODS	1	2	OT	OT	OT	FINAL
EAST ROBERTSON	38	36				74
MT. PLEASANT	31	36				67

	1	2	3	4	FINAL
East Robertson	18	20	21	15	74
Mt Pleasant	16	15	18	18	67

TECHNICAL FOULS:

INDIVIDUAL:
EAST: NONE SON
MT.: NONE NT

This report has been produced by STATMAN II (tm) 3.00.FWC
Copyright (c) 1991 NBA Properties, Inc. All Rights Reserved.

OFFICIAL NCAA BASKETBALL BOX SCORE 03-20-92 MURFREESBORO, TN
Licensed To: Middle Tennessee FIRST HALF

VISITORS: EAST ROBERTSON

NO	PLAYER	FG	FGA	3P	3PA	FT	FTA	OR	DR	TOT	PF	PTS	A	TO	BLK	S	MIN
15	Rodney Lunsford	0	2	0	0	2	2	2	0	2	0	2	0	0	0	0	3
23	Terry Groves	2	3	0	0	0	0	3	4	7	0	4	6	1	0	1	16
33	Che Colbert	3	6	0	0	0	0	3	2	5	2	6	0	1	0	0	16
34	David Woodard	5	12	0	2	4	4	0	7	7	0	14	0	1	0	1	16
43	Jamie Nixon	3	5	1	1	0	0	1	2	3	0	7	1	2	0	0	15
52	Jeremy Dalton	DNP-															
24	Josh Depriest	DNP-															
20	Clevon Bell	DNP-															
14	Chance Ballard	DNP-															
51	Chris Collie	DNP-															
11	Jeremy Rettich	DNP-															
35	Brandon Rippy	1	5	1	3	0	0	1	0	1	0	3	0	3	0	2	10
32	Rocky Smith	1	1	0	0	0	0	0	0	0	1	2	0	2	0	0	4
21	Jimmy Buckner	DNP-															
54	Curtis Woodard	DNP-															
	TEAM							0	0	0				0			
	TOTALS	15	34	2	6	6	6	10	15	25	3	38	7	10	0	4	80

TOTAL FG %	1st Half 44.1	2nd Half	OT	Game 44.1	DEADBALL		
3 PT FG %	1st Half 33.3	2nd Half	OT	Game 33.3	REBOUNDS	0	
FT %	1st Half 100.0	2nd Half	OT	Game 100.0			

HOME: MT. PLEASANT

NO	PLAYER	FG	FGA	3P	3PA	FT	FTA	OR	DR	TOT	PF	PTS	A	TO	BLK	S	MIN
23	Tyson Webster	6	13	1	5	0	0	0	2	2	2	13	4	4	0	2	16
25	Maurice Crowley	2	3	0	0	0	0	1	1	2	0	4	2	1	0	2	16
31	Darrell Brown	5	12	0	1	0	0	0	3	3	2	10	0	0	1	0	16
41	Lamonte Orr	2	4	0	0	0	0	1	2	3	1	4	2	0	0	1	14
51	Ray Gillespie	0	0	0	0	0	0	0	0	0	0	0	0	2	0	1	15
35	Charles Frierson	DNP-															
15	Jeff Clark	DNP-															
13	Jaunce Miller	DNP-															
43	Jason Cole	DNP-															
33	Bernard Richardson	DNP-															
11	Brandon Bassham	0	0	0	0	0	0	0	0	0	0	0	0	0	0	0	1
21	John Wolaver	DNP-															
53	Bryant Workman	0	0	0	0	0	0	0	1	1	0	0	0	0	0	0	2
	TEAM							0	0	0				0			
	TOTALS	15	32	1	6	0	0	2	9	11	5	31	8	7	1	6	80

TOTAL FG %	1st Half 46.9	2nd Half	OT	Game 46.9	DEADBALL		
3 PT FG %	1st Half 16.7	2nd Half	OT	Game 16.7	REBOUNDS	0	
FT %	1st Half 0.0	2nd Half	OT	Game 0.0			

Technical Fouls: 0
Attendance:

OFFICIALS	SCORE BY PERIODS	1	2	OT	OT	OT	FINAL
#0- Skip Jones	EAST ROBERTSON	18	20				38
#2- Larry Hutchinson#0- Jack Carey	MT. PLEASANT	16	15				31
#0- Jack Carey							

TECHNICAL FOULS:

INDIVIDUAL:
EAST: NONE SON
MT.: NONE NT

This report has been produced by STATMAN II (tm) 3.00.FWC
Copyright (c) 1991 NBA Properties, Inc. All Rights Reserved.

OFFICIAL NCAA BASKETBALL BOX SCORE 03-21-92 MURFREESBORO, TN
Licensed To: Middle Tennessee FINAL BOX

VISITORS: EAST ROBERTSON 26-7

NO	PLAYER	FG	FGA	3P	3PA	FT	FTA	OR	DR	TOT	PF	PTS	A	TO	BLK	S	MIN
15	Rodney Lunsford	2	3	0	1	0	0	1	1	2	1	4	0	1	0	0	17
23	Terry Groves	4	9	1	3	0	0	2	2	4	4	9	4	3	0	0	29
33	Che Colbert	3	8	0	0	0	0	2	2	4	2	6	0	2	0	2	23
34	David Woodard	12	23	1	5	1	1	8	2	10	3	26	1	1	2	3	30
43	Jamie Nixon	4	11	0	3	0	0	2	0	2	4	8	3	0	0	2	25
51	Chris Collie	DNP-	cc														
24	Josh Depriest	0	0	0	0	0	0	0	0	0	0	0	0	0	0	0	1
20	Clevon Bell	0	1	0	1	0	0	0	0	0	0	0	0	0	0	0	1
14	Chance Ballard	0	0	0	0	0	0	0	1	1	0	0	0	0	0	0	1
50	Ashley Bernard	1	1	0	0	0	0	0	0	0	0	2	0	0	0	0	1
11	Jeremy Rettich	0	0	0	0	0	0	0	0	0	0	0	0	0	0	0	1
35	Brandon Rippy	2	10	1	5	0	0	1	0	1	3	5	3	1	0	1	19
32	Rocky Smith	0	1	0	0	0	0	1	0	1	0	0	1	0	0	1	9
21	Jimmy Buckner	DNP-	CC														
54	Curtis Woodard	0	0	0	0	0	0	0	0	0	1	0	1	0	0	1	3
	TEAM							2	0	2				0			
	TOTALS	28	67	3	18	1	1	19	8	27	18	60	13	8	2	10	160

TOTAL FG % 1st Half 41.0 2nd Half 42.9 OT Game 41.8 DEADBALL
3 PT FG % 1st Half 12.5 2nd Half 20.0 OT Game 16.7 REBOUNDS 0
FT % 1st Half 100.0 2nd Half 0.0 OT Game 100.0

HOME: MIDDLETON 31-5

NO	PLAYER	FG	FGA	3P	3PA	FT	FTA	OR	DR	TOT	PF	PTS	A	TO	BLK	S	MIN
22	Datrick Cheairs	5	5	1	1	0	2	1	0	1	0	11	1	1	0	3	31
24	Ricky Jones	8	10	3	3	0	2	0	2	2	5	19	11	11	0	0	31
34	Tyrone Smith	1	4	0	1	0	0	2	2	4	1	2	4	1	0	1	31
42	Dedrick McGuire	5	7	0	1	0	0	1	3	4	0	10	2	0	0	1	31
40	Stevie Hamer	13	16	0	0	6	10	5	10	15	1	32	0	4	5	0	31
12	Justin Holden	0	0	0	0	0	0	0	0	0	0	0	0	0	0	0	1
52	Tommie Hoyle	0	0	0	0	0	0	0	0	0	0	0	0	0	0	0	1
14	Timothy Burkley	DNP-	CC														
10	Johnny Lanier	0	0	0	0	0	0	0	0	0	0	0	0	0	0	0	1
20	Paul Hill	DNP-	CC														
30	David Norwood	DNP-	CC														
44	Chuck Norwood	DNP-	CC														
04	Barney Hobbs	0	0	0	0	1	1	0	0	0	0	1	0	1	0	0	1
54	Terrence Woody	0	1	0	1	0	0	0	1	1	0	0	0	0	0	0	1
	TEAM							0	2	2				0			
	TOTALS	32	43	4	7	7	15	9	20	29	7	75	18	18	5	5	160

TOTAL FG % 1st Half 73.9 2nd Half 75.0 OT Game 74.4 DEADBALL
3 PT FG % 1st Half 100.0 2nd Half 25.0 OT Game 57.1 REBOUNDS 2
FT % 1st Half 20.0 2nd Half 60.0 OT Game 46.7

Technical Fouls: 0
Attendance: TBA

OFFICIALS
#0- Thomas Long
#0- Jim Jackson
#1- Steve Caldwell

SCORE BY PERIODS	1	2	~~OT~~ 3	~~OT~~ 4	OT	FINAL
EAST ROBERTSON	~~14~~ 14	~~26~~ 20	9	17		60
MIDDLETON	~~38~~ 20	~~37~~ 18	19	18		75

TECHNICAL FOULS:

INDIVIDUAL:
EAST: NONE SON
MIDDLETON: NONE

Middleton wins Tenn. Class A State Title

This report has been produced by STATMAN II (tm) 3.00.FWC

OFFICIAL NCAA BASKETBALL BOX SCORE 03-21-92 MURFREESBORO, TN
Licensed To: Middle Tennessee FIRST HALF

VISITORS: EAST ROBERTSON

NO	PLAYER	FG	FGA	3P	3PA	FT	FTA	OR	DR	TOT	PF	PTS	A	TO	BLK	S	MIN
15	Rodney Lunsford	2	3	0	1	0	0	1	0	1	1	4	0	1	0	0	8
23	Terry Groves	2	5	0	1	0	0	1	1	2	1	4	1	0	0	0	15
33	Che Colbert	2	5	0	0	0	0	2	1	3	1	4	0	2	0	0	16
34	David Woodard	7	15	0	2	1	1	7	2	9	2	15	0	0	1	1	15
43	Jamie Nixon	2	5	0	1	0	0	1	0	1	1	4	1	0	0	1	11
51	Chris Collie	DNP-															
24	Josh Depriest	DNP-															
20	Clevon Bell	DNP-															
14	Chance Ballard	DNP-															
50	Ashley Bernard	DNP-															
11	Jeremy Rettich	DNP-															
35	Brandon Rippy	1	6	1	3	0	0	1	0	1	3	3	2	1	0	1	10
32	Rocky Smith	0	0	0	0	0	0	1	0	1	0	0	1	0	0	1	5
21	Jimmy Buckner	DNP-															
54	Curtis Woodard	DNP-															
	TEAM							2	0	2				0			
	TOTALS	16	39	1	8	1	1	16	4	20	9	34	5	4	1	4	80

TOTAL FG %	1st Half 41.0	2nd Half	OT	Game 41.0	DEADBALL		
3 PT FG %	1st Half 12.5	2nd Half	OT	Game 12.5	REBOUNDS	0	
FT %	1st Half 100.0	2nd Half	OT	Game 100.0			

HOME: MIDDLETON

NO	PLAYER	FG	FGA	3P	3PA	FT	FTA	OR	DR	TOT	PF	PTS	A	TO	BLK	S	MIN
22	Datrick Cheairs	2	2	1	1	0	2	0	0	0	0	5	1	0	0	2	16
24	Ricky Jones	6	8	2	2	0	2	0	2	2	1	14	2	6	0	0	16
34	Tyrone Smith	1	1	0	0	0	0	0	2	2	1	2	3	0	0	0	16
42	Dedrick McGuire	4	5	0	0	0	0	1	1	2	0	8	0	0	0	0	16
40	Stevie Hamer	4	7	0	0	0	0	4	2	6	1	8	0	2	5	0	16
12	Justin Holden	DNP-															
52	Tommie Hoyle	DNP-															
14	Timothy Burkley	DNP-															
10	Johnny Lanier	DNP-															
20	Paul Hill	DNP-															
30	David Norwood	DNP-															
44	Chuck Norwood	DNP-															
04	Barney Hobbs	0	0	0	0	1	1	0	0	0	0	1	0	0	0	0	0
54	Terrence Woody	DNP-															
	TEAM							0	0	0				0			
	TOTALS	17	23	3	3	1	5	5	7	12	3	38	6	8	5	2	80

TOTAL FG %	1st Half 73.9	2nd Half	OT	Game 73.9	DEADBALL		
3 PT FG %	1st Half 100.0	2nd Half	OT	Game 100.0	REBOUNDS	1	
FT %	1st Half 20.0	2nd Half	OT	Game 20.0			

Technical Fouls: 0
Attendance:

OFFICIALS
#0- Thomas Long
#0- Jim Jackson
#1- Steve Caldwell

SCORE BY PERIODS	1	2	OT	OT	OT	FINAL
EAST ROBERTSON	~~7~~14	20				34
MIDDLETON	~~7~~20	18				38

TECHNICAL FOULS:

INDIVIDUAL:
EAST: NONE SON
MIDDLETON: NONE

This report has been produced by STATMAN II (tm) 3.00.FWC
Copyright (c) 1991 NBA Properties, Inc. All Rights Reserved.

1989 Class A State Boys' Basketball Tournament

March 15 - March 18, 1989 · Murphy Center - MTSU - Murfreesboro, TN

Game 1
Wed. Mar. 15 11:00 AM

East Robertson (31-4)	68
Bishop Byrne (28-6)	62

Game 2
Wed. Mar. 15 12:45 PM

Perry Co. (22-9)	71
Univ. School - JC (18-16)	61

Game 3
Wed. Mar. 15 2:30 PM

Wayne Co. (28-5)	77
Hume-Fogg (27-5)	73

Game 4
Wed. Mar. 15 5:30 PM

Oliver Springs (27-6)	68
Memphis Prep (11-18)	59

Game 5
Fri. Mar. 17 11:00 AM

East Robertson	63
Perry Co.	61

Game 6
Fri. Mar. 17 12:45 PM

Wayne Co.	66
Oliver Springs	76

Game 7
Sat. Mar. 18 4:00 PM

East Robertson	83
Oliver Springs	62

East Robertson
STATE CHAMPION

OFFICIAL NCAA BASKETBALL BOX SCORE

VISITORS (Last Name, First) FINAL Date 3/15/89 Site Murfreesboro, Tenn.

No.	East Robertson (32-4)		Total FG FG	Total FG FGA	3-point FG	3-point FGA	FT	FTA	Rebounds Off	Rebounds Def	Rebounds Tot	PF	TP	A	TO	BLK	S	MIN
5	David Lucas	f	3	6	0	0	3	5	2	4	6	1	9	1	3	0	1	
10	Tyrone Dotson	f	8	17	7	16	6	11	0	3	3	1	29	4	4	0	1	
32	Phil Goosetree	c	4	14	2	5	3	4	0	3	3	2	13	5	7	0	1	
33	Carlus Groves	g	7	8	0	0	0	3	3	10	13	4	14	1	0	5	2	
52	Chris Wall	g	1	3	0	0	1	2	1	7	8	2	3	1	1	0	0	
20	Mike Dotson		0	0	0	0	0	0	0	1	1	0	0	0	0	0	0	
	TEAM REBOUNDS (included in Totals)										3							
	TOTALS		23	48	9	21	13	25	6	28	37	10	68	12	15	5	5	

TOTAL FG %: 1st Half .345 (10-29) 2nd Half .684 (13-19) Game .479
3-Pt. FG %: 1st Half .273 (3-11) 2nd Half .600 (6-10) Game .429
FT %: 1st Half .556 (5-9) 2nd Half .500 (8-16) Game .520

Deadball Rebounds 3

HOME (Last Name, First)

No.	Bishop Byrne (28-7)		Total FG FG	Total FG FGA	3-point FG	3-point FGA	FT	FTA	Rebounds Off	Rebounds Def	Rebounds Tot	PF	TP	A	TO	BLK	S	MIN
3	Kevin Smith	f	10	13	0	0	4	6	4	6	10	5	24	2	7	0	3	
11	Marcus Higgins	f	1	5	0	0	0	0	3	0	3	4	2	7	0	0	0	
12	David Stephan	c	4	10	4	9	0	0	1	3	4	1	12	0	2	0	0	
21	Anthony Harris	g	3	16	0	0	0	0	3	6	9	0	6	1	2	2	2	
23	Mario Jacob	g	9	19	0	0	0	0	4	9	13	2	18	1	0	0	2	
20	Willie Isom		0	4	0	1	0	0	1	0	1	5	0	3	2	0	0	
35	Danny Jackson		0	0	0	0	0	0	0	0	0	0	0	0	0	0	0	
14	Sylvester Kilgore		0	0	0	0	0	0	0	0	0	1	0	0	0	0	0	
	TEAM REBOUNDS (included in Totals)										4							
	TOTALS		27	67	4	10	4	6	16	24	44	18	62	14	13	2	7	

TOTAL FG %: 1st Half .400 (14-35) 2nd Half .406 (13-32) Game .403
3-Pt. FG %: 1st Half .667 (2-3) 2nd Half .286 (2-7) Game .400
FT %: 1st Half .500 (1-2) 2nd Half .750 (3-4) Game .667

Deadball Rebounds 3

OFFICIALS:

Technical Fouls:

Attendance TBA

SCORE BY PERIODS	1st H.	2nd H.	OT	OT	FINA
East Robertson	8-10	21-19			68
Bishop Byrne	19-12	10-21			62

Copyright 1990 National Collegiate Athletic Association

OFFICIAL NCAA BASKETBALL BOX SCORE

Date March 15, 1987 Site Murfreesboro, Tenn.

VISITORS (Last Name, First)

No.	East Robertson		Total FG FG	Total FG FGA	3-point FG	3-point FGA	FT	FTA	Rebounds Off	Rebounds Def	Rebounds Tot	PF	TP	A	TO	BLK	S	MI
5	David Lucas	f	1	2	0	0	2	3	1	1	2	1	4	0	1	0	0	
10	Tyrone Dotson	f	3	10	3	9	1	2	0	2	2	0	10	0	2	0	1	
32	Phil Goosetree	c	1	9	0	2	1	2	0	2	2	2	3	2	3	0	0	
33	Carlus Groves	g	5	6	0	0	0	0	3	6	9	1	10	0	0	1	2	
52	Chris Wall	g	0	2	0	0	1	2	0	3	3	0	1	0	1	0	0	
	TEAM REBOUNDS (included in Totals)										2							
	TOTALS		10	29	3	11	5	9	4	14	20	4	28	2	7	1	3	

TOTAL FG %: 1st Half .345 2nd Half _____ Game _____ Deadball

3-Pt. FG %: 1st Half .273 2nd Half _____ Game _____ Rebounds 1

FT %: 1st Half .556 2nd Half _____ Game _____

HOME (Last Name, First)

No.	Bishop Byrne		Total FG FG	Total FG FGA	3-point FG	3-point FGA	FT	FTA	Rebounds Off	Rebounds Def	Rebounds Tot	PF	TP	A	TO	BLK	S	MI
3	Kevin Smith	f	6	8	0	0	1	2	2	5	7	0	13	1	6	0	3	
11	Marcus Higgins	f	1	3	0	0	0	0	2	0	2	3	2	2	0	0	0	
12	David Stephan	c	2	5	2	3	0	0	1	2	3	1	6	0	1	0	0	
21	Anthony Harris	g	2	8	0	0	0	0	3	2	5	0	4	1	0	1	1	
23	Mario Jacob	g	3	9	0	0	0	0	2	6	8	0	6	0	0	0	0	
20	Willie Isom		0	2	0	0	0	0	1	0	1	2	0	2	0	0	0	
35	Donny Jackson		0	0	0	0	0	0	0	0	0	0	0	0	0	0	0	
	TEAM REBOUNDS (included in Totals)										2							
	TOTALS		14	35	2	3	1	2	11	15	28	6	31	6	7	1	4	

TOTAL FG %: 1st Half .400 2nd Half _____ Game _____ Deadball

3-Pt. FG %: 1st Half .667 2nd Half _____ Game _____ Rebounds 1

FT %: 1st Half .500 2nd Half _____ Game _____

OFFICIALS: _____

Technical Fouls: _____

Attendance _____

SCORE BY PERIODS	1st H.	2nd H.	OT	OT	FINAL
East Robertson	8-20				
Bishop Byrne	19-12				

Copyright 1987 National Collegiate Athletic Association

FFICIAL NCAA BASKETBALL BOX SCORE

Date 3/17/89 Site Murfreesboro, Tenn.

VISITORS (Last Name, First)

No.	Perry County		Total FG FG	Total FG FGA	3-point FG	3-point FGA	FT	FTA	Rebounds Off	Rebounds Def	Rebounds Tot	PF	TP	A	TO	BLK	S	MI
22	Jason Heady	f	1	2	0	0	0	0	1	6	7	4	2	2	0	0	0	
32	Brett McCaig	f	9	16	4	7	3	5	3	2	5	3	25	4	3	0	0	
34	Chris Broadway	c	0	4	0	0	0	0	2	2	4	2	0	1	3	0	0	
5	Stephen Ledbetter	g	6	14	0	0	2	3	3	5	8	3	14	0	5	1	0	
50	Joel Plunkett	g	7	14	0	0	6	8	4	3	7	1	20	0	2	0	0	
0	Brent Garrison		0	0	0	0	0	0	1	0	1	0	0	0	0	0	0	
5	Michael Dixon		0	2	0	0	0	0	0	4	4	0	0	5	0	0	0	
	TEAM REBOUNDS (included in Totals)										3							
	TOTALS		23	52	4	7	11	16	14	22	39	13	61	12	13	1	0	

TOTAL FG %: 1st Half .409 (9-22) 2nd Half .467 (14-30) Game .442
3-Pt. FG %: 1st Half .500 (1-2) 2nd Half .600 (3-5) Game .571
FT %: 1st Half .900 (9-10) 2nd Half .333 (2-6) Game .688

Deadball Rebounds 5

OME (Last Name, First)

No.	East Robertson		Total FG FG	Total FG FGA	3-point FG	3-point FGA	FT	FTA	Rebounds Off	Rebounds Def	Rebounds Tot	PF	TP	A	TO	BLK	S	MI
5	David Lucas	f	5	13	1	1	1	1	0	0	0	2	12	4	0	0	2	
0	Tyrone Dotson	f	2	9	1	6	0	0	1	1	2	3	5	6	4	0	1	
32	Phil Goostree	c	5	15	3	9	0	0	2	0	2	2	13	9	1	0	1	
33	Carlus Groves	g	9	14	0	0	1	5	3	6	9	4	19	2	1	5	1	
52	Chris Wall	g	6	7	0	0	2	2	3	5	8	2	14	0	2	1	1	
0	Mike Dotson		0	0	0	0	0	0	0	0	0	0	0	0	0	0	0	
	TEAM REBOUNDS (included in Totals)										2							
	TOTALS		27	58	5	16	4	8	9	12	23	13	63	21	8	6	6	

TOTAL FG %: 1st Half .419 (13-31) 2nd Half .519 (14-27) Game .466
3-Pt. FG %: 1st Half .333 (3-9) 2nd Half .286 (2-7) Game .313
FT %: 1st Half .500 (2-4) 2nd Half .500 (2-4) Game .500

Deadball Rebounds 1

FFICIALS:

SCORE BY PERIODS	1st H.	2nd H.	OT	OT	FINA
Perry Co.	14-14	16-17			61
E. Robertson	16-15	12-20			63

chnical Fouls:

tendance

Copyright 1987 National Collegiate Athletic Association

OFFICIAL NCAA BASKETBALL BOX SCORE

Date 3/17/89 Site Murfreesboro, Tenn.

VISITORS (Last Name, First)

No.	Perry County		Total FG FG	Total FG FGA	3-point FG	3-point FGA	FT	FTA	Rebounds Off	Rebounds Def	Rebounds Tot	PF	TP	A	TO	BLK	S	MIN
22	Jason Heady	f	0	0	0	0	0	0	0	3	3	1	0	1	0	0	0	
32	Brett McCaig	f	4	6	1	2	2	2	2	1	3	2	11	3	2	0	0	
34	Chris Broadway	c	0	1	0	0	0	0	0	1	1	0	0	0	1	0	0	
35	Stephen Ledbetter	g	2	7	0	0	2	2	1	2	3	1	6	0	3	0	0	
10	Joel Plunkett	g	3	8	0	0	5	6	1	3	4	1	11	0	0	0	0	
30	Brent Garrison		0	0	0	0	0	0	1	0	1	0	0	0	0	0	0	
25	Michael Dixon		0	0	0	0	0	0	0	0	0	0	0	1	0	0	0	
	TEAM REBOUNDS (included in Totals)										0							
	TOTALS		9	22	1	2	9	10	5	10	15	5	28	5	6	0	0	

TOTAL FG %: 1st Half .409 2nd Half ____ Game ____

3-Pt. FG %: 1st Half .500 2nd Half ____ Game ____

FT %: 1st Half .900 2nd Half ____ Game ____

Deadball Rebounds 2

HOME (Last Name, First)

No.	East Robertson		Total FG FG	Total FG FGA	3-point FG	3-point FGA	FT	FTA	Rebounds Off	Rebounds Def	Rebounds Tot	PF	TP	A	TO	BLK	S	MIN
5	David Lucas	f	2	7	0	0	0	0	0	0	0	0	4	4	0	0	2	
10	Tyrone Dotson	f	2	6	1	4	0	0	1	1	2	2	5	0	3	0	0	
32	Phil Goostree	c	2	8	2	5	0	0	2	0	2	0	6	4	1	0	0	
33	Carlus Groves	g	4	6	0	0	0	2	2	5	7	2	8	2	0	4	1	
2	Chris Wh 11	g	3	4	0	0	2	2	2	0	2	2	8	0	1	0	0	
	TEAM REBOUNDS (included in Totals)										1							
	TOTALS		13	31	3	9	2	4	7	6	14	6	31	10	5	4	3	

TOTAL FG %: 1st Half .419 2nd Half ____ Game ____

3-Pt. FG %: 1st Half .333 2nd Half ____ Game ____

FT %: 1st Half .500 2nd Half ____ Game ____

Deadball Rebounds 1

OFFICIALS: ____

Technical Fouls: ____

Attendance ____

SCORE BY PERIODS	1st H.	2nd H.	OT	OT	FINAL
Perry County	14-14				
E. Robertson	16-15				

Copyright 1987 National Collegiate Athletic Association

OFFICIAL NCAA BASKETBALL BOX SCORE — CLASS A FINALS

FINAL — Date Mar. 18, 1989 Site Murfreesboro, Tenn

VISITORS (Last Name, First)

No.	Oliver Springs		Total FG FG	Total FG FGA	3-point FG	3-point FGA	FT	FTA	Rebounds Off	Rebounds Def	Rebounds Tot	PF	TP	A	TO	BLK	S	Min
14	Darin Shannon	f	2	7	1	2	0	0	0	2	2	1	5	2	1	0	0	
23	Travis Walls	f	5	13	1	3	2	2	4	2	6	3	13	2	2	0	1	
24	Paul McDonald	c	10	24	2	5	4	4	2	5	7	3	26	3	2	1	0	
32	Keith Duggins	g	4	10	0	4	1	2	1	2	3	3	9	2	3	0	0	
42	Jimmy Bolden	g	2	10	1	4	0	2	1	2	3	3	5	2	2	0	3	
13	Scott Wright		2	4	0	0	0	0	4	1	5	1	4	0	2	0	0	
22	Will Pruitt		0	1	0	0	0	0	0	0	0	0	0	0	0	0	0	
25	Billy Joe Whalen		0	1	0	1	0	0	0	0	0	0	0	0	0	0	0	
	TEAM REBOUNDS (included in Totals)										3							
	TOTALS		25	70	5	19	8	10	12	14	29	14	62	11	12	1	4	

TOTAL FG %: 1st Half .382 2nd Half .333 (12-36) Game .357 (25-70)
3-Pt. FG %: 1st Half .143 2nd Half .333 (4-12) Game .263 (5-19)
FT %: 1st Half .500 2nd Half 1.000 (5-5) Game .700 (7-10)

Deadball Rebounds 3

HOME (Last Name, First)

No.	East Robertson		Total FG FG	Total FG FGA	3-point FG	3-point FGA	FT	FTA	Rebounds Off	Rebounds Def	Rebounds Tot	PF	TP	A	TO	BLK	S	Min
5	David Lucas	f	3	6	0	0	1	2	0	1	1	1	7	1	3	0	0	
10	Tyrone Dotson	f	4	13	2	7	4	6	2	3	5	4	14	17	7	0	2	
32	Phil Boostree	c	3	6	1	2	1	1	1	2	3	0	8	3	1	0	2	
33	Carlus Groves	g	18	21	0	0	0	0	6	11	17	5	36	3	5	4	0	
52	Chris Wall	g	6	11	0	0	4	9	3	11	14	2	16	0	0	2	0	
3	Trai Davenport																	
15	Rodney Lunsford																	
20	Mike Dotson		1	1	0	0	0	0	0	1	1	0	2	0	0	0	0	
23	Jamie Nixon																	
24	Chris Collie																	
31	Jerry Jones																	
34	Che' Colbert																	
35	Patrick West																	
42	Jason Groves																	
31	Tim Swearigen																	
54	Kevin Evans		0	0	0	0	0	0	0	0	0	0	0	0	0	0	0	
	TEAM REBOUNDS (included in Totals)										4							
	TOTALS		35	58	3	9	10	18	12	29	45	12	83	24	16	6	4	

(15-31) TOTAL FG %: 1st Half ~~.603 (35-58)~~ .484 2nd Half .341 (20-27) Game .603 (35-58)
3-Pt. FG %: 1st Half .429 2nd Half .000 (0-2) Game .333 (3-9)
FT %: 1st Half .000 2nd Half .625 (10-16) Game .556 (10-18)

Deadball Rebounds 2

OFFICIALS: Mike Prude, Joe Platt

Technical Fouls:

SCORE BY PERIODS	1st H.	2nd H.	OT	OT	FINAL
Oliver Springs	13-16	12-21			62
East Robertson	18-17	21-27			83

OFFICIAL NCAA BASKETBALL BOX SCORE (AAU) [illegible]

VISITORS (Last Name, First) HALF Date Mar. 16, 1989 Site Fayetteville, Tenn.

No.	Oliver Springs		Total FG FG	Total FG FGA	3-point FG	3-point FGA	FT	FTA	Rebounds Off	Rebounds Def	Rebounds Tot	PF	TP	A	TO	BLK	S	MIN
14	Darin Shannon	f	0	1	0	0	0	0	0	1	1	0	0	2	0	0	0	
23	Travis Walls	f	4	9	1	2	0	0	3	2	5	0	9	0	2	0	1	
24	Paul Mc Donald	c	3	11	0	2	2	2	1	2	3	1	8	3	0	1	0	
32	Keith Duggins	g	3	5	0	2	0	0	0	0	0	1	6	0	0	0	0	
42	Jimmy Bolden	g	1	6	0	1	0	2	1	2	3	1	2	1	2	0	3	
13	Scott Wright		2	2	0	0	0	0	2	0	2	0	4	0	1	0	0	
22	Will Pruitt																	
25	Billy Joe Whalen																	
	TEAM REBOUNDS (included in Totals)										1							
	TOTALS		13	34	1	7	2	4	7	7	15	3	29	6	5	1	4	

TOTAL FG %: 1st Half .382 2nd Half ____ Game ____

3-Pt. FG %: 1st Half .143 2nd Half ____ Game ____

FT %: 1st Half .500 2nd Half ____ Game ____

Deadball Rebounds 2

HOME (Last Name, First)

No.	East Robertson		Total FG FG	Total FG FGA	3-point FG	3-point FGA	FT	FTA	Rebounds Off	Rebounds Def	Rebounds Tot	PF	TP	A	TO	BLK	S	MIN
5	David Lucas	f	1	4	0	0	0	0	0	0	0	1	4	1	2	0	0	
10	Tyrone Dotson	f	2	8	2	5	0	0	1	1	2	2	6	6	2	0	1	
32	Phil Goostree	c	1	4	1	2	0	0	0	2	2	0	3	2	1	0	1	
33	Carlus Groves	g	7	10	0	0	0	0	4	7	11	2	14	2	3	1	0	
52	Chris Wall	g	4	5	0	0	0	2	1	2	3	0	8	0	0	0	0	
3	Troi Davenport																	
15	Rodney Lunsford																	
20	Mike Dotson		0	0	0	0	0	0	0	1	1			0	0	0	0	
23	Jamie Nixon																	
24	Chris Collie																	
31	Jerry Jones																	
34	Che' Colbert																	
35	Patrick West																	
42	Jason Groves																	
51	Tim Swearigen																	
54	Kevin Evans																	
	TEAM REBOUNDS (included in Totals)										3							
	TOTALS		15	31	3	7	0	2	6	13	22	5	35	11	8	1	2	

TOTAL FG %: 1st Half .484 2nd Half ____ Game ____

3-Pt. FG %: 1st Half .429 2nd Half ____ Game ____

FT %: 1st Half .000 2nd Half ____ Game ____

Deadball Rebounds 2

OFFICIALS: ____

Technical Fouls: ____

Attendance ____

SCORE BY PERIODS	1st H.	2nd H.	OT	OT	OT
Oliver Springs	13-16				
East Robertson	18-17				

Copyright 1987 National Collegiate Athletic Association

1988 Class A State Boys' Basketball Tournament

March 16 - March 19, 1988 · Vanderbilt Memorial Gym - Nashville, TN

Game 1
Wed. Mar. 16 11:00 AM

Dresden (27-3)	70
Unaka (26-9)	60

Game 2
Wed. Mar. 16 12:45 PM

Boyd Buchanan (28-5)	64
Richland (25-5)	59

Game 3
Wed. Mar. 16 2:30 PM

Clarkrange (28-5)	71
Mt. Pleasant (20-8)	67

Game 4
Wed. Mar. 16 5:45 PM

East Robertson (34-2)	88
South Fulton (24-7)	61

Game 5
Fri. Mar. 18 11:00 AM

Dresden	69
Boyd Buchanan	76

Game 6
Fri. Mar. 18 12:45 PM

Clarkrange	87
East Robertson	104

Game 7
Sat. Mar. 19 4:00 PM

Boyd Buchanan	80
East Robertson	96

East Robertson
STATE CHAMPION

4

OFFICIAL NCAA BASKETBALL BOX SCORE

Date 3-16-88 Site Memorial Gym, Nashville, Tennessee

VISITORS (Last Name, First)

No.	SOUTH FULTON (24-8)		Total FG FG	Total FG FGA	3-point FG	3-point FGA	FT	FTA	Rebounds Off	Rebounds Def	Rebounds Tot	PF	TP	A	TO	BLK	S	MIN
32	BRITT, Tim	f	4	8			0	0	5	4	9	4	8	2	3			
44	ST. JOHN, Shannon	f	5	8			1	1	1	0	1	4	11	1	1		2	
50	VAUGHN, Scott	c	4	16			6	7	4	6	10	2	14	1	4	2	[illegible]	
22	VOWELL, Tab	g	4	9	2	2	4	4	1	4	5	1	14	2	2		1	
30	McNEAL, Tim	g	2	11	2	6	0	0	1	1	2	2	6	1	3			
12	ROSE, Langston		0	1			0	0	2	0	2	1	0		1			
24	CONEAL, Ronnie		2	6	1	2	0	0	0	0	0	0	5	3	2			
4	HOBBS, Larry		0	2			0	0	0	1	1	1	0			1	2	
10	COPPER, Sean		0	0			0	0	0	0	0	1	0				1	
33	BRITTON, Brad		0	1	0	1	0	0	0	1	1	1	0		2			
34	LYON, Chris		1	1			1	2	1	0	1	0	3					
42	BURTON, Dale		0	1			0	0	0	0	0	0	0					
	TEAM REBOUNDS (included in Totals)								2	0	2							
	TOTALS		22	64	5	11	12	14	17	17	34	17	61	10	18	3	6	

TOTAL FG %: 1st Half 34.6 2nd Half 34.2 Game 34.4
3-Pt. FG %: 1st Half 33.3 2nd Half 50.0 Game 45.5
FT %: 1st Half 100.0 2nd Half 80.0 Game 85.7

Deadball Rebounds 3

HOME (Last Name, First)

No.	EAST ROBERTSON (35-2)		Total FG FG	Total FG FGA	3-point FG	3-point FGA	FT	FTA	Rebounds Off	Rebounds Def	Rebounds Tot	PF	TP	A	TO	BLK	S	MIN
33	GROVES, Carlus	f	10	15			7	9	8	8	16	3	27	2	2	4	4	
23	VAUGHN, Jimbo	f	6	15	3	4	1	1	1	3	4	1	16	1	2		1	
42	BELL, Marcus	c	7	8			1	1	4	7	11	3	15	2	1		2	
35	MURPHY, Neil	g	5	12	1	5	2	2	3	2	5	1	13	3	1		2	
45	COOK, Anthony	g	2	8	0	1	2	2	0	1	1	2	6	7	1		2	
10	DOTSON, Tyrone		3	7	1	2	0	1	0	1	1	3	7		4		1	
52	WALL, Chris		1	2			2	2	2	0	2	2	4		1		1	
5	LUCAS, David		0	0			0	0	0	0	0	1	0		1		1	
32	GOOSTREE, Phil		0	1			0	0	0	0	0	0	0					
34	KIRBY, Jeff		0	0			0	1	0	0	0	1	0					
	TEAM REBOUNDS (included in Totals)								1	3	4							
	TOTALS		34	68	5	12	15	19	19	25	44	17	88	15	13	4	14	

TOTAL FG %: 1st Half 44.4 2nd Half 56.3 Game 50.0
3-Pt. FG %: 1st Half 28.6 2nd Half 60.0 Game 41.7
FT %: 1st Half 77.8 2nd Half 80.0 Game 78.9

Deadball Rebounds 1

OFFICIALS: Ken Dyer, Barry Mathis

SCORE BY PERIODS	1st H.	2nd H.	OT	OT	FINAL
South Fulton	13-10	14-24			61
East Robertson	22-19	19-23			88

Technical Fouls:

Attendance

14

OFFICIAL NCAA BASKETBALL BOX SCORE

Date 3-18-88 Site Memorial Gym

VISITORS (Last Name, First)

No.	EAST ROBERTSON (36-2)		Total FG FG	Total FG FGA	3-point FG	3-point FGA	FT	FTA	Off	Def	Tot	PF	TP	A	TO	BLK	S	MIN
23	VAUGHN, Jimbo	f	6	12	1	3	2	2	1	2	3	1	15	4	7			
33	GROVES, Carlus	f	8	14			8	9	7	5	12	4	24	4	1		2	
42	BELL, Marcus	c	7	7			0	0	5	5	10	2	14	1		1	1	
35	MURPHY, Neil	g	4	6	2	3	0	0	0	4	4	5	10	3	2	1	1	
45	COOK, Anthony	g	11	18	6	9	4	4	0	3	3	3	32	8	3		4	
10	DOTSON, Tyrone		4	11	1	4	0	1	1	1	2	2	9	5	4		1	
34	KIRBY, Jeff		0	0			0	0	0	0	0	0	0					
52	WALL, Chris		0	0			0	0	0	1	1	0	0					
5	LUCAS, David		0	0			0	0	0	0	0	0	0					
32	GOOSTREE, Phil		0	0			0	0	0	1	1	0	0					
	TEAM REBOUNDS (included in Totals)								2	3	5							
	TOTALS		40	68	10	19	14	16	16	25	41	17	104	25	17	2	9	

TOTAL FG %: 1st Half 55.9 2nd Half 61.8 Game 58.8
3-Pt. FG %: 1st Half 44.4 2nd Half 60.0 Game 52.6
FT %: 1st Half 66.7 2nd Half 100.0 Game 87.5

Deadball Rebounds 2

HOME (Last Name, First)

No.	CLARK RANGE (29-6)		Total FG FG	Total FG FGA	3-point FG	3-point FGA	FT	FTA	Off	Def	Tot	PF	TP	A	TO	BLK	S	MIN
20	BUCK, Mike	f	8	23	2	7	4	4	6	1	7	4	22	7			6	
33	STULTS, Scott	f	0	0			0	0	0	0	0	0	0	1			1	
21	CROUCH, Kenneth	c	6	12	0	1	9	12	5	5	10	2	21	1	2			
22	ROBERTS, Tony	g	7	16	4	9	5	6	3	0	3	4	23	1	2		2	
25	RICHARDS, Jimmy	g	5	12	1	5	4	5	4	2	6	2	15	4	7		3	
44	CROUCH, Billy		3	6			0	0	1	1	2	2	6		1		1	
12	SHAVER, Jamey		0	0			0	0	0	0	0	0	0					
31	BUCK, Larry		0	0			0	0	0	1	1	0	0					
24	ASHBURN, Derrick		0	1			0	0	0	0	0	0	0					
	TEAM REBOUNDS (included in Totals)								0	0	0							
	TOTALS		29	70	7	22	22	27	19	10	29	14	87	14	12	0	13	

TOTAL FG %: 1st Half 45.7 2nd Half 37.1 Game 41.4
3-Pt. FG %: 1st Half 50.0 2nd Half 16.7 Game 31.8
FT %: 1st Half 100.0 2nd Half 73.7 Game 81.5

Deadball Rebounds 4

OFFICIALS: Sam Parks, Mike Northcutt

SCORE BY PERIODS	1st H.	2nd H.	OT	OT	FINAL
East Robertson	21-25	30-28			104
Marlborough	19-22	15-27			87

Technical Fouls:

Attendance

19

OFFICIAL NCAA BASKETBALL BOX SCORE

Date 3-19-88 Site Nashville, Tennessee Memorial Gym

VISITORS (Last Name, First)

No.	EAST ROBERTSON (37-2)		Total FG FG	Total FG FGA	3-point FG	3-point FGA	FT	FTA	Rebounds Off	Rebounds Def	Rebounds Tot	PF	TP	A	TO	BLK	S	MIN
23	VAUGHN, Jimbo	f	9	13	3	4	3	5	1	2	3	0	24	3	1		2	
33	GROVES, Carlus	f	14	19	0	1	2	2	4	5	9	2	30	3	3	8		
42	BELL, Marcus	c	6	10	0	1	1	2	3	4	7	3	13	1	2			
35	MURPHY, Neil	g	4	7	3	4	4	4	4	6	10	3	15	3	2	2	2	
45	COOK, Anthony	g	3	10			6	6	0	2	2	4	12	8	3		1	
10	DOTSON, Tyrone		0	4	0	1	0	2	1	0	1	3	0	2	2		2	
52	WALL, Chris		0	1			0	0	0	1	1	0	0	1				
5	LUCAS, David		0	0			2	2	0	0	0	0	2		1			
34	KIRBY, Jeff		0	0			0	0	0	0	0	0	0					
32	GOOSTREE, Phil		0	0			0	0	0	0	0	0	0					
50	EVANS, Kevin		0	0			0	0	0	0	0	0	0		1			
14	BELL, Chris		0	0			0	0	0	0	0	0	0					
	TEAM REBOUNDS (included in Totals)								2	2	4							
	TOTALS		36	64	6	11	18	23	15	22	37	15	96	21	15	10	7	

TOTAL FG %: 1st Half 66.7 2nd Half 45.2 Game 56.3
3-Pt. FG %: 1st Half 60.0 2nd Half 0 Game 60.0
FT %: 1st Half 42.9 2nd Half 93.8 Game 78.3
Deadball Rebounds 0

HOME (Last Name, First)

No.	CHATTANOOGA BOYD-BUCHANAN (30-6)		Total FG FG	Total FG FGA	3-point FG	3-point FGA	FT	FTA	Rebounds Off	Rebounds Def	Rebounds Tot	PF	TP	A	TO	BLK	S	MIN
40	HOOD, David	f	10	23	1	5	6	6	3	6	9	2	27		3	2	1	
44	HARTNESS, Jeb	f	9	16			8	11	3	5	8	2	26		2		1	
32	PERRY, Scott	c	2	7			0	0	3	1	4	3	4	3	2	1	1	
12	GREGG, Steve	g	3	9	0	2	3	4	1	0	1	3	9	2	4		1	
20	STANSELL, Steve	g	2	6			2	2	2	0	2	2	6	1	2		1	
34	BROWN, Tommy		2	3			0	0	1	2	3	0	4		1			
42	WOOD, Matt		1	2			0	1	0	3	3	5	2	3	4		1	
14	TARPLEY, Tom		0	1			0	0	0	0	0	0	0					
24	GREER, Bill		0	0			0	0	0	0	0	0	0					
22	CRIBBS, Richard		0	0			0	0	0	0	0	0	0					
55	CORNWELL, John		0	0			0	0	0	0	0	0	0					
30	ROREX, Troy		1	1			0	0	0	0	0	2	2	1			1	
	TEAM REBOUNDS (included in Totals)								3	0	3							
	TOTALS		30	68	1	7	19	24	16	17	33	19	80	10	18	3	7	

TOTAL FG %: 1st Half 40.0 2nd Half 47.4 Game 44.1
3-Pt. FG %: 1st Half 0 2nd Half 25.0 Game 14.3
FT %: 1st Half 85.7 2nd Half 58.8 Game 79.2
Deadball Rebounds 6

OFFICIALS: Dennis Whitson, Barry Mathis

SCORE BY PERIODS	1st H.	2nd H.	OT	OT	FINAL
East Robertson	27-26	15-28			96
Boyd-Buchanan	4-16	25-26			80

Technical Fouls: Groves

Attendance

Copyright 1987 National Collegiate Athletic Association

1987 Class A State Boys' Basketball Tournament

March 17 - March 20, 1987 · Vanderbilt Memorial Gym - Nashville, TN

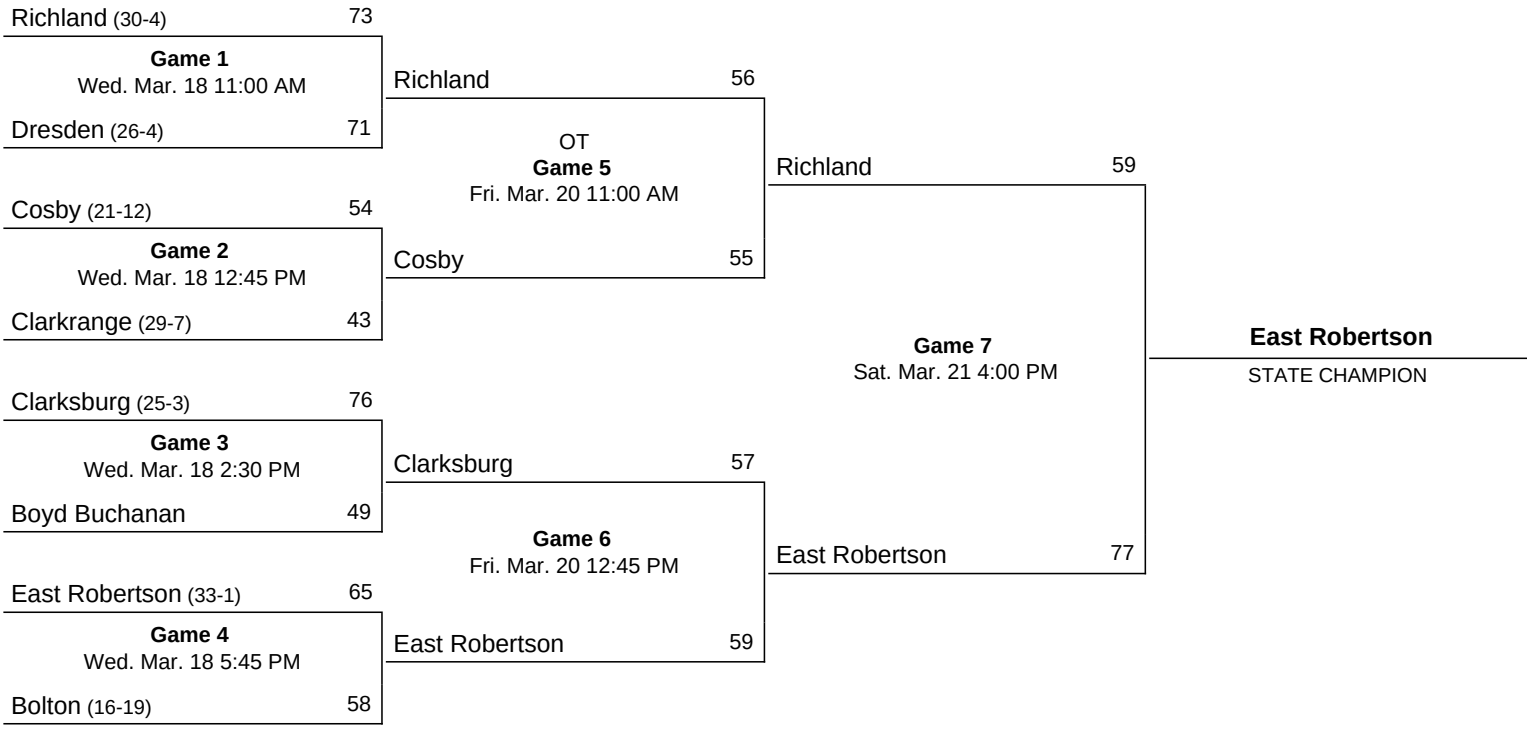

4

OFFICIAL NCAA BASKETBALL BOX SCORE

Date 3-19-87 Site MEMORIAL GYM VANDERBILT UNIVERSITY

VISITORS (Last Name, First)

No.	BOLTON (16-20)		FG	FGA	FT	FTA	REB	PF	TP	MIN	A	TO	BLK	S
10	PHILLIPS, Tommy	f	2	3	0	0	2	0	4					1
12	PHILLIPS, Trench	f	7	19	3	3	3	5	17		8			1
20	MOORE, Cedric	c	0	2	0	1	2	5	0					
22	WISEMAN, Lang	g	5	11	4	4	1	4	14					3
24	BRANCH, Cedric	g	3	4	0	0	0	2	6					1
30	DYE, Terrell													
32	BROOKS, Keith													
34	BONDS, Kelton													
40	MITCHELL, Fred		0	0	0	0	0	0	0					
42	HENRY, Ron		3	4	2	2	4	3	8					1
44	DICKERSON, Kevin		4	8	1	1	8	3	9					2
50	BOYD, David													
	TEAM REBOUNDS (Included in Totals)						4							
	TOTALS		24	51	10	11	24	22	58		8	10	0	9

FG %: 1st Half 52.2 2nd Half 42.8 Game 47.0 Deadball Rebounds 0

FT %: 1st Half 87.5 2nd Half 100.0 Game 90.9

HOME

No.	EAST ROBERTSON (34-1)		FG	FGA	FT	FTA	REB	PF	TP	MIN	A	TO	BLK	S
5	LUCAS, David	f												
10	DOTSON, Turone	f												
14	BLAKEMORE, Michael	c	5	7	0	0	4	1	10		2			
15	JONES, Fitz	g	5	9	5	8	5	3	15		4			2
23	VAUGHN, Jimbo	g	0	1	3	4	0	0	3					
32	GOOSTREE, Phil													
33	GROVES, Carlus		7	8	3	6	12	4	17				5	
34	WEBB, Mike		5	11	8	10	3	2	18		4			3
35	MURPHY, Neil													
42	BELL, Marcus		0	1	2	2	5	4	2					1
45	COOK, Anthony		0	2	0	0	0	0	0					
50	ARMSTRONG, Mike													
52	WALL, Chris													
	TEAM REBOUNDS (Included in Totals)						0							
	TOTALS		22	39	21	30	29	14	65		10	14	5	6

FG %: 1st Half 57.1 2nd Half 55.6 Game 56.4 Deadball Rebounds 1

FT %: 1st Half 63.6 2nd Half 73.6 Game 70.0

OFFICIALS: Roger Helton, Charles McConnell

Technical Fouls:

Attendance

SCORE BY PERIODS	1st H.	2nd H.	OT	OT	FINAL
Bolton	19-12	12-15			58
East Robertson	13-18	14-20			65

Copyright 1984 National Collegiate Athletic Association

14

OFFICIAL NCAA BASKETBALL BOX SCORE

Date 3-20-87 Site MEMORIAL GYM VANDERBILT UNIVERSITY

VISITORS (Last Name, First)

No.	EAST ROBERTSON (35-1)		FG	FGA	FT	FTA	REB	PF	TP	MIN	A	TO	BLK	S
5	LUCAS, David	f												
10	DOTSON, Tyrone	f												
14	BLAKEMORE, Michael	c	3	6	0	0	3	2	6		4		1	2
15	JONES, Fitz	g	5	10	7	8	0	0	17		1			3
23	VAUGHN, Jimbo	g	4	7	0	1	2	2	8					1
32	GOOSTREE, Phil													
33	GROVES, Carlus		4	6	0	0	5	2	8				3	
34	WEBB, Mike		4	13	2	2	5	3	10					4
35	MURPHY, Neil		0	1	0	0	0	1	0					
42	BELL, Marcus		3	4	3	6	9	3	9		2		1	1
45	COOK, Anthony		0	0	1	2	0	0	1					
50	ARMSTRONG, Mike													
52	WALL, Chris													
	TEAM REBOUNDS (Included in Totals)						0							
	TOTALS		23	47	13	19	24	13	59		7	14	5	11

FG %: 1st Half 59.3 2nd Half 35.0 Game 48.9 Deadball Rebounds 1

FT %: 1st Half 70.0 2nd Half 66.7 Game 68.4

HOME

No.	CLARKSBURG (26-4)		FG	FGA	FT	FTA	REB	PF	TP	MIN	A	TO	BLK	S
00	HART, Cory	f												
10	JOHNSON, Bobby	f	7	19	3	3	12	3	17		2		1	1
12	AUTRY, Terry	c												
20	GARNER, Kevin	g												
32	WILLIAMS, Shaffer	g	8	12	3	4	3	4	19		1			3
34	NEISLER, Jerry													
40	STATEN, Hunter		1	[illegible]	1	2	2	1	3		1			
42	BUTTREY, Troy		8	15	2	4	7	4	18		2		2	1
44	WILLIAMS, Daron		0	2	0	0	4	0	0		3			3
50	WEBB, Johnny		0	0	0	0	0	1	0		1			1
52	MEGGS, Kevin													
	TEAM REBOUNDS (Included in Totals)						4							
	TOTALS		24	50	9	13	32	13	57		10	15	3	9

FG %: 1st Half 39.3 2nd Half 59.1 Game 48.0 Deadball Rebounds 3

FT %: 1st Half 80.0 2nd Half 62.5 Game 69.2

OFFICIALS: Barry Sinor, Jack Carey

Technical Fouls:

SCORE BY PERIODS	1st H.	2nd H.	OT	OT	FINAL
East Robertson	21-18	12-8			[illegible]
[illegible]	[illegible]	[illegible]			[illegible]

19

OFFICIAL NCAA BASKETBALL BOX SCORE

Date 3-21-87 Site MEMORIAL GYM VANDERBILT UNIVERSITY

VISITORS (Last Name, First)

No.	EAST ROBERTSON (36-1)		FG	FGA	FT	FTA	REB	PF	TP	MIN	A	TO	BLK	S
5	LUCAS, David	f												
10	DOTSON, Tyrone	f	0	0	0	0	0	0	0		2			
14	BLAKEMORE, Michael	c	2	8	0	0	3	3	4		2			
15	JONES, Fitz	g	10	15	6	6	3	2	26		8			3
23	VAUGHN, Jimbo	g	0	1	0	0	0	2	0					
32	GOOSTREE, Phil		0	0	0	0	0	0	0					
33	GROVES, Carlus		6	10	1	2	7	2	13				2	1
34	WEBB, Mike		4	8	2	3	1	2	10		2			3
35	MURPHY, Neil		1	2	2	2	1	0	4					
42	BELL, Marcus		1	2	3	5	10	2	5				3	1
45	COOK, Anthony		6	9	3	5	2	0	15					1
50	ARMSTRONG, Mike		0	0	0	0	1	0	0					
52	WALL, Chris		0	0	0	0	0	0	0					
	TEAM REBOUNDS (Included in Totals)						3							
	TOTALS		30	55	17	23	31	13	77		14	12	5	9

FG %: 1st Half 48.4 2nd Half 62.5 Game 54.5

FT %: 1st Half 88.9 2nd Half 64.3 Game 73.9

Deadball Rebounds 3

HOME

No.	RICHLAND (32-5)		FG	FGA	FT	FTA	REB	PF	TP	MIN	A	TO	BLK	S
11	GILBERT, Titus	f	1	7	0	0	2	1	2					
12	MALONE, Gerald	f	3	8	1	4	0	3	7		5			1
20	McELINEY, Ray	c												
21	SPIVEY, Keith	g	2	2	2	2	4	3	6		5			
22	WALLACE, Bill	g	0	0	0	0	0	1	0					
23	GILBERT, Herbert		4	15	0	2	5	5	8		1			1
24	HUNT, Larry		4	10	0	2	5	5	8		2			
25	INMAN, Scott													
30	WAUGH, Mike		0	0	0	0	0	0	0					
40	DICKEY, Tim													
50	HICKMAN, Randall													
54	GILBERT, Freddie		14	25	0	0	17	1	28		1		2	2
	TEAM REBOUNDS (Included in Totals)						8							
	TOTALS		28	67	3	10	41	19	59		14	20	2	4

FG %: 1st Half 48.3 2nd Half 36.8 Game 41.8

FT %: 1st Half 0.0 2nd Half 42.9 Game 30.0

Deadball Rebounds 2

OFFICIALS: Dan Friar, Roger Helton

Technical Fouls:

Attendance

Copyright 1984 National Collegiate Athletic Association

SCORE BY PERIODS	1st H.	2nd H.	OT	OT	FINAL
East Robertson	16-22	18-21			77
Richland	18-10	10-21			59

1986 Class A State Boys' Basketball Tournament

March 19 - March 22, 1986 · Vanderbilt Memorial Gym - Nashville, TN



OFFICIAL NCAA BASKETBALL BOX SCORE

Date 3-19-86 Site TSSAA

VISITOR (Last Name, First)

No.	Perry Co.		FG	FGA	FT	FTA	REB	PF	TP	MIN	A	TO	BLK	S
3	vis Phillips	f												
4	rk Beasley	f	3	6	0	2	3	2	6					
21	t Dixon	c	9	19	3	6	2	3	21					
12	vid Fortune	g	0	1	0	0		1	0					
35	rrel Marlin	g												
05	ano Copeland													
2	d Vaughn		4	6	12	12	5	1	10					
33	ic Yurbro													
44	ris Broadway													
55	ith Beasley		6	9	5	5	7	2	17					
01	el Plunkett													
4	rry Cunningham		9	20	6	1	6	0	18					
	TEAM REBOUNDS (Included in Totals)						9							
	TOTALS		31	61	10	16	32	9	72					

FG %: 1st Half ____ 2nd Half ____ Game (31 - 61) (50.8) Deadball

FT %: 1st Half ____ 2nd Half ____ Game 10 - 16 (62.5) Rebounds ____

HOME

No.	East Robertson		FG	FGA	FT	FTA	REB	PF	TP	MIN	A	TO	BLK	S
1	ocs Cook	f												
41	chael Blakemore		1	4	0	0	0	0	2					
2	n Fitz Jones	c	4	10	2	3	1	3	10					
32	nbo Vaughn	g	0	0	0	0	0	0	0					
1	lph Blakemore	g	6	14	0	0	5	4	12					
2	race Smith		5	5	2	4	7	0	12					
32	mes Litley		3	3	0	0	1	3	6					
4	ke Webb		9	17	2	2	4	5	20					
3	J Murphy						1							
21	rrus Hall		3	4	0	1	6	4	6					
01	ke Armstrong													
31	hony Cook													
	TEAM REBOUNDS (Included in Totals)						9							
	TOTALS		31	57	6	10	34	19	68					

FG %: 1st Half ____ 2nd Half ____ Game 31-57 (54.3) Deadball

FT %: 1st Half ____ 2nd Half ____ Game 6-10 (60) Rebounds ____

OFFICIALS: 1

Attendance: NONE

Time: 4:16

SCORE BY PERIODS	1st H.	2nd H.	OT	3rd OT	4th OT	FINAL
East Robert	31	12	16	19	3	68
Perry Co.	14	16	17	18	7	72

Copyright 1984 National Collegiate Athletic Association

1984 Class A State Boys' Basketball Tournament

March 21 - March 24, 1984 · Vanderbilt Memorial Gym - Nashville, TN

Game 1
Wed. Mar. 21 12:00 PM

Knoxville Webb (21-8)	68
East Robertson (30-3)	54

Game 2
Wed. Mar. 21 1:30 PM

Greenfield (25-7)	68
Denmark West (18-9)	47

Game 3
Wed. Mar. 21 3:00 PM

Bolton (31-2)	95
Celina (36-0)	69

Game 4
Wed. Mar. 21 6:00 PM

Frank Hughes (23-8)	84
Univ. School - JC (19-17)	71

Game 5
Fri. Mar. 23 12:00 PM

Knoxville Webb	53
Greenfield	54

Game 6
Fri. Mar. 23 1:30 PM

Bolton	67
Frank Hughes	64

Game 7
Sat. Mar. 24 5:00 PM

Greenfield	69
Bolton	63

Greenfield
STATE CHAMPION

1

OFFICIAL NCAA BASKETBALL BOX SCORE Date 3-21-84 Site Memorial Gym, Nashville TN

VISITORS (Last Name, First)

No.	Knoxville Webb		FG	FGA	FT	FTA	REB	PF	TP	A	TO	BLK	S	MIN
5	Billy Keen	f												
10	Mike Guy	f	2	9	1	3	1	2	5					
12	Jonathan Burdette	c	0	0	2	2	2	0	2					
20	Jay Apting	g												
22	Shane Webb	g	3	9	4	6	5	2	10					
24	Rick Powell		0	1	0	0	0	0	0					
30	Homer Tucker		1	2	4	5	1	2	6					
32	Dee Anderson		4	12	1	4	13	1	9					
34	Taylor Preston													
42	Jay Huie		5	10	0	0	5	3	10					
44	Brian Scanlon													
52	John Dystin		11	16	4	8	18	2	26					
							4							
	TEAM REBOUNDS (Included in Totals)													
	TOTALS		26	59	16	28	49	12	68					

FG %: 1st Half 39.3 (11-28) 2nd Half 48.4 (15-31) Game 44.0

FT %: 1st Half 40.0 (6-15) 2nd Half 76.9 (10-13) Game 57.1

Deadball Rebounds 2

HOME

No.	East Robertson		FG	FGA	FT	FTA	REB	PF	TP	A	TO	BLK	S	MIN
5	Wayne Cook	f	12	22	8	10	7	3	32					
10	Mark Wall	f	2	11	0	0	5	4	4					
14	Mike Blakemore	c												
15	Fitz Jones	g	1	4	0	0	1	5	2					
23	Scott Murphy	g	4	11	0	1	4	3	8					
31	Ralph Blakemore													
32	Horace Smith													
33	James Utley													
34	Randy Chatman		1	7	2	3	5	2	4					
42	Michael Phillips													
45	John Wiggins		1	3	0	0	2	2	2					
52	Brian Cook		1	3	0	2	6	4	2					
	TEAM REBOUNDS (Included in Totals)						6							
	TOTALS		22	61	10	16	36	23	54					

FG %: 1st Half 50.0 (13-26) 2nd Half 25.7 (9-35) Game 36.

FT %: 1st Half 63.6 (7-11) 2nd Half 60.0 (3-5) Game 62.5

Deadball Rebounds 3

OFFICIALS: Bill Smith, Doyle Loye

Technical Fouls: Webb bench, Dystin

Attendance

SCORE BY PERIODS

	1st H.	2nd H.	3rd QT	4th QT	FINAL
Knoxville Webb	14	14	16	24	68
East Robertson	16	17	9	12	54

© by National Collegiate Athletic Association 1979

HALFTIME STATISTICS

	EAST ROBERTSON	KNOXVILLE WEBB
SCORE	33	28
FGM-FGA FG%	13-26 50%	11-28 39.3%
FTM-FTA FT%	7-11 63.6%	6-15 40%
REBOUNDS	17	21
SCORING LEADERS	W. Cook 17	Dystin 13
	Murphy 8	Anderson 5
REBOUNDING LEADERS	W. Cook 4	Dystin 8
	Murphy 3	Anderson 6
THREE OR MORE FOULS	Murphy 3	—

1983 Class A State Boys' Basketball Tournament

March 16 - June 19, 1983 · Vanderbilt Memorial Gym - Nashville, TN

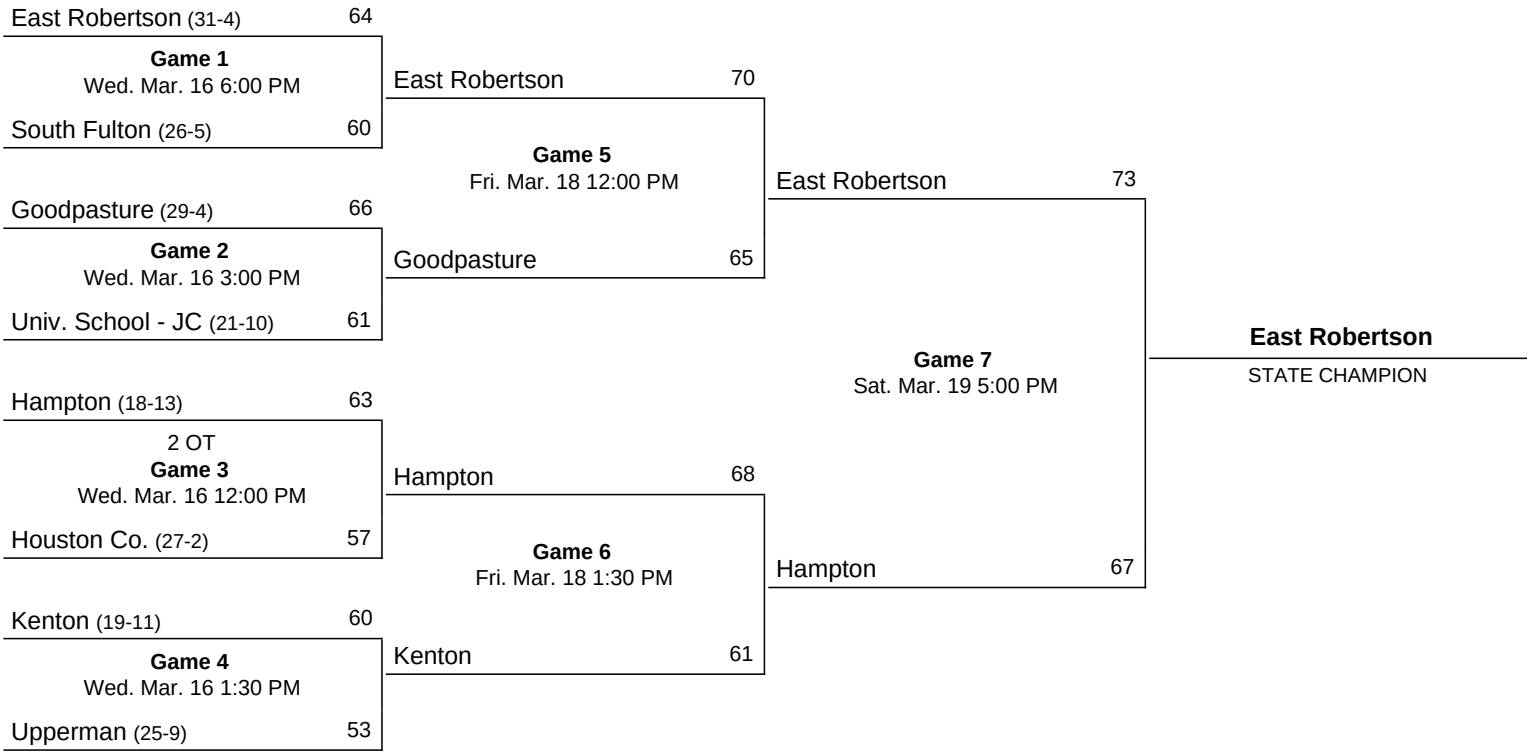

4

OFFICIAL NCAA BASKETBALL BOX SCORE

Date 3/14/83 Site MEMORIAL GYM, NASHVILLE, TENN.

VISITORS (Last Name, First)

No.	EAST ROBERTSON		FG	FGA	FT	FTA	REB	PF	TP	A	TO	BLK	S	MIN
5	WAYNE COOK	f	4	14	5	6	5	1	13					
10	MATT WALL	f												
11	JAMES SMITH	c	10	18	2	4	4	0	22					
14	MARTY COOK	g												
21	LEE BLAKEMORE	g	8	16	3	4	5	3	19					
23	SCOTT MURPHY		2	3	1	2	6	0	5					
31	JOEY BURYSEK		2	3	1	1	2	2	5					
32	JOE GROVES		0	0	0	0	3	0	0					
33	RANDY CHATMAN		0	1	0	0	4	4	0					
45	JOHN B. WIGGINS													
50	DOUG BURYSEK													
52	BRIAN COOK													
	TEAM REBOUNDS (Included in Totals)						6							
	TOTALS		26	55	12	17	35	10	64					

FG %: 1st Half 60.0 (15-25) 2nd Half 36.7 (11-30) Game 47.3

FT %: 1st Half 25.0 (1-4) 2nd Half 84.6 (11-13) Game 70.6

Deadball Rebounds 3

HOME

No.	SOUTH FULTON		FG	FGA	FT	FTA	REB	PF	TP	A	TO	BLK	S	MIN
10	PATRICK HUBBS	f	3	9	1	2	6	2	7					
20	TONY HUBBS	f	0	5	0	0	0	1	0					
22	BRUCE GROOMS	c	2	6	3	4	3	4	7					
24	STUART BLOODWORTH	g												
30	JEFF WILHAUCKS	g												
32	BARRY WILLIAMS		9	12	3	4	7	4	21					
34	JIMMY PIERCE													
40	HAROLD HUTCHERSON		0	1	0	2	1	0	0					
42	TONY PIRTLE													
44	GREG BRITTON		1	1	0	0	1	2	2					
50	ALLEN DICKERSON													
54	KEN TOLBERT		11	20	1	2	5	3	23					
	TEAM REBOUNDS (Included in Totals)						2							
	TOTALS		26	54	8	14	25	16	60					

FG %: 1st Half 55.2 (16-29) 2nd Half 40.0 (10-25) Game 48.1

FT %: 1st Half 0.0 (0-2) 2nd Half 66.7 (8-12) Game 57.1

Deadball Rebounds 5

OFFICIALS:

Technical Fouls:

Attendance

©by National Collegiate Athletic Association 1976

SCORE BY PERIODS	1st	2nd	3RD	4TH	FINAL
E. ROBERTSON	16	15	16	17	64
S. FULTON	14	18	11	17	60

HALFTIME STATISTICS

	EAST ROBERTSON		SOUTH FULTON	
SCORE	31		32	
FIELD GOALS MADE-ATTEMPTED/PERCENTAGE	15-25	60.0	16-29	55.2
FREE THROWS MADE-ATTEMPTED/PERCENTAGE	1-4	25.0	0-2	0.0
REBOUNDS	15		10	
SCORING LEADERS	Smith	14	Williams	14
	Blakemore	11	Tolbert	14
REBOUNDING LEADERS	Murphy	3	Williams	4
	Chapman	3	P. Hobbs	2
PLAYERS WITH 3 OR MORE FOULS				

14

OFFICIAL NCAA BASKETBALL BOX SCORE

Date 3-18-83 Site Memorial Gym, Nashville, TN

VISITORS (Last Name, First)

No.	East Robertson (32-4)		FG	FGA	FT	FTA	REB	PF	TP	MIN	A	TO	BLK	S
5	Wayne Cook	f	8	16	6	8	4	1	22					
0	Matt Wall	f												
11	James Smith	c	1	6	0	0	1	3	2					
14	Marty Cook	g												
21	Lee Blakemore	g	15	24	4	4	6	3	34					
23	Scott Murphy		4	8	0	0	1	3	8					
31	Joey Burzycki		0	1	0	0	3	3	0					
32	Joe Groves													
33	Randy Chatman		2	3	0	2	5	4	4					
15	John Wiggins													
50	Doug Burzycki													
52	Brian Cook		0	0	0	0	4	2	0					
	TEAM REBOUNDS (Included In Totals)						2							
	TOTALS		30	58	10	14	26	18	70					

FG %: 1st Half 37.5 (12-32) 2nd Half 69.2 (18-26) Game 51.7

FT %: 1st Half 50.0 (3-6) 2nd Half 87.5 (7-8) Game 71.4

Deadball Rebounds 1

HOME

No.	Goodpasture (30-5)		FG	FGA	FT	FTA	REB	PF	TP	MIN	A	TO	BLK	S
4	Jeff Forehand	f	0	0	0	0	1	1	0					
0	Mike Mayernick	f												
2	Dick Rolfe	c	1	5	1	2	4	4	3					
4	John Carter	g	0	0	0	0	0	1	0					
0	Chance Harlan	g												
2	Kyle Russ		2	7	2	2	5	2	6					
4	Keith Carnahan		13	21	7	9	3	1	33					
0	Russ Furman													
4	David Bell													
0	Gregg Jenkins													
2	Keith Putman		3	8	0	1	7	3	6					
4	Armando Fitz		7	14	3	4	12	2	17					
	TEAM REBOUNDS (Included In Totals)						6							
	TOTALS		26	55	13	18	38	14	65					

FG %: 1st Half 50.0 (12-24) 2nd Half 45.2 (14-31) Game 47.3

FT %: 1st Half 75.0 (6-8) 2nd Half 70.0 (7-10) Game 72.2

Deadball Rebounds 1

OFFICIALS:

Technical Fouls:

Attendance

Copyright 1982 National Collegiate Athletic Association

SCORE BY PERIODS	1st Hf.	2nd Hf.	3rd Qr.	4th Qr.	FINAL
E. Robertson	8	19	18	25	70
Goodpasture	16	14	12	23	65

HALFTIME STATISTICS

	East Robertson	Goodpasture
SCORE	27	0
FIELD GOALS MADE-ATTEMPTED/PERCENTAGE	(12-32) 37.5	(12-24) 50.0
FREE THROWS MADE-ATTEMPTED/PERCENTAGE	(3-6) 50.0	(6-8) 75.0
REBOUNDS	14 Idb	22
SCORING LEADERS	Blakemore 12	Carnahan 19
	Cook 7	Fitz 5
REBOUNDING LEADERS	Cook 3	Runs 4
	Blakemore 3	Putman 4
	Chatman 3	Fitz 4
PLAYERS WITH THREE OR MORE FOULS	Smith 3	
	Chatman 3	

19

OFFICIAL NCAA BASKETBALL BOX SCORE

Date 3/19/83 Site MEMORIAL GYM, NASHVILLE, TN

VISITORS (Last Name, First)

No.	EAST ROBERTSON (33-4)		FG	FGA	FT	FTA	REB	PF	TP	MIN	A	TO	BLK	S
5	WAYNE COOK	f	9	15	4	4	6	1	22					
10	MATT WALL	f												
11	JAMES SMITH	c	4	9	3	4	4	0	11					
14	MARTY COOK	g												
21	LEE BLAKEMORE	g	8	13	1	3	5	4	17					
23	SCOTT MURPHY		7	10	1	2	5	1	15					
31	JOEY BURYSEK		0	1	2	2	2	2	2					
32	JOE GROVES													
33	RANDY CHATMAN		2	4	2	2	11	1	6					
45	JOHN WIGGINS													
50	DOUG BURYSEK													
52	BRIAN COOK													
	TEAM REBOUNDS (Included in Totals)						4							
	TOTALS		30	52	13	17	37	9	73					

FG %: 1st Half 45.2 (14-31) 2nd Half 76.2 (16-21) Game 57.7

FT %: 1st Half 0 2nd Half 76.5 (13-17) Game 76.5

Deadball Rebounds 0

HOME

No.	HAMPTON (20-14)		FG	FGA	FT	FTA	REB	PF	TP	MIN	A	TO	BLK	S
10	BRIAN SMITH	f												
12	MIKE MATHESON	f	5	12	0	0	6	2	10					
14	FRANKIE MARTIN	c	4	10	0	0	5	1	8					
20	DON WHALEY	g	0	3	0	0	3	0	0					
22	TUT MALONE	g	8	19	0	0	2	4	16					
24	LEON TOLLEY		10	26	1	3	5	2	21					
30	TIM ANDREWS													
32	TOMMY SHINGLETON													
34	MIKE McKINNEY													
50	TIM CAMPBELL		5	7	0	0	7	3	10					
52	JACK JAYNES													
54	RANDY STOUT		1	2	0	0	2	1	2					
	TEAM REBOUNDS (Included in Totals)						7							
	TOTALS		33	79	1	3	37	13	67					

FG %: 1st Half 43.7 (14-32) 2nd Half 40.4 (19-47) Game 41.8

FT %: 1st Half 0 2nd Half 33.3 (1-3) Game 33.3

Deadball Rebounds 0

OFFICIALS:

Technical Fouls:

Attendance

Copyright 1982 National Collegiate Athletic Association

SCORE BY PERIODS	1st H.	2nd H.	30 OT	4/6 OT	FINAL
E. ROBERTSON	16	13	21	23	73
HAMPTON	18	12	17	22	67

HALFTIME STATISTICS

	East Robertson	Hampton
SCORE	29	28
FIELD GOALS MADE-ATTEMPTED/PERCENTAGE	14-31 45.2	14-32 43.7
FREE THROWS MADE-ATTEMPTED/PERCENTAGE	1-2 50.0	0-0 —
REBOUNDS	19	17
SCORING LEADERS	COOK-10	MALONE-8
	BLAKEMORE-9	TOLLEY-8
REBOUNDING LEADERS	COOK-5	MARTIN-3
	CHATMAN-5	MATHESON-3
PLAYERS WITH THREE OR MORE FOULS	NONE	NONE

1982 Class A State Boys' Basketball Tournament

March 17 - March 20, 1982 · Murphy Center - MTSU - Murfreesboro, TN

Game 1
Wed. Mar. 17 12:00 PM

Goodpasture (24-8)	49
Sweetwater (24-7)	48

Game 2
Wed. Mar. 17 1:30 PM

Friendship (20-8)	65
East Robertson (32-4)	62

Game 3
Wed. Mar. 17 3:00 PM

Rickman (28-5)	58
Mt. Pleasant (19-8)	81

Game 4
Wed. Mar. 17 6:00 PM

Alcoa (24-7)	53
Greenfield (24-6)	47

Game 5
Fri. Mar. 19 12:00 PM

Goodpasture	60
Friendship	62

Game 6
Fri. Mar. 19 1:30 PM

Mt. Pleasant	58
Alcoa	62

Game 7
Sat. Mar. 20 5:30 PM

Friendship	63
Alcoa	61

Friendship
STATE CHAMPION

OFFICIAL NCAA BASKETBALL BOX SCORE

Date 3-17-82 Site Murfreesboro, TN.

VISITORS (Last Name, First)

No.	East Robertson		FG	FGA	FT	FTA	REB	PF	TP	A	TO	BLK	S	MIN
14	Tony Cook	f	11	22	2	4	9	4	24	1	2			
34	Darrel Chatman	f	4	11	1	2	18	4	9	1	3			
42	Perry Story	c					2							
5	Wayne Cook	g	4	10	0	0	0	3	8	4	3			
21	Lee Blakemore	g	7	19	3	5	3	3	17	3	4	1	1	
10	Dennis Morris													
11	James Smith		2	7	0	0	5	4	4	1	1		1	
15	Kenny Carlisle													
23	Scott Murphy													
31	Joey Burysek													
32	Joe Woodard													
33	Randy Chatman						2							
	TEAM REBOUNDS (Included in Totals)						8							
	TOTALS		28	69	6	11	47	18	62	10	13	1	2	

FG %: 1st Half 35.7 % 2nd Half _____ Game 40.6 % Deadball Rebounds 0

FT %: 1st Half 50 % 2nd Half _____ Game 54.5 %

HOME

No.	Friendship		FG	FGA	FT	FTA	REB	PF	TP	A	TO	BLK	S	MIN
20	Shawnee Brasfield	f	4	8	0	0	6	2	8		2			
34	James Fields	f	9	18	1	2	16	0	19	2		3		
50	Calvin Fields	c	7	18	4	10	14	3	18	4	3		1	
10	Aaron Hill	g	2	14	2	2	3	2	6	3	3	1	1	
12	Tyrone Shaw	g	6	14	2	6	4	1	14	1	2		2	
44	Troy Akins													
42	Jim Carman													
32	Mitchell Hill													
54	Marcus Brown													
52	William Elmore													
30	David Fuller													
	TEAM REBOUNDS (Included in Totals)						8							
	TOTALS		28	72	9	20	54	8	65	10	10	4	4	

FG %: 1st Half 38.1 % 2nd Half _____ Game 38.9 % Deadball Rebounds 3

FT %: 1st Half 100 % 2nd Half _____ Game 45 %

OFFICIALS: Ray Asbury, Dale Ford

Technical Fouls: None

Attendance 1,500

©by National Collegiate Athletic Association 1981

SCORE BY PERIODS	1st H.	2nd H.	OT	OT	FINAL
East Robertson	14	8	20	20	62
Friendship	14	19	17	15	65

2

National Collegiate Athletic Association

QUICKIE BASKETBALL STATISTICS

First Half | Second Half | Final

(Circle one)

	East Robertson (Visitors)	Friendship (Home)
Team: Score	22	33
Field Goals (Made/Att./Pct.)	10 – 28 – 35.7%	16 – 42 – 38.1%
Free Throws (Made/Att./Pct.)	2 – 4 – 50%	1 – 1 – 100%
Rebounds	18	28
Fouls	4	4

Individual: Scoring Leaders	T. Cook (7)	C. Fields (10)
	Blakemore (6)	Shaw (9)
Rebounding Leaders	D. Chatman (8)	J. Fields (9)
Three or More Fouls		

Shot Chart

Team E. Robertson

T. Cook (7)
Blackmore (6)
D. Chapman (5)
W. Cook (4)

Layups

Turnovers: 1, 2, 3, 4, 5, 6, 7, 8, 9, 10, 11, 12, 13, 14, 15

Team Friendship

James Fields (8)
Calvin Fields (10)
Shaw (9)
Brasfield (4)
Hill (2)

Layups

Copyright 1981 National Collegiate Athletic Association

1976 Class A State Boys' Basketball Tournament

March 16 - March 20, 1976 · Murphy Center - MTSU - Murfreesboro, TN

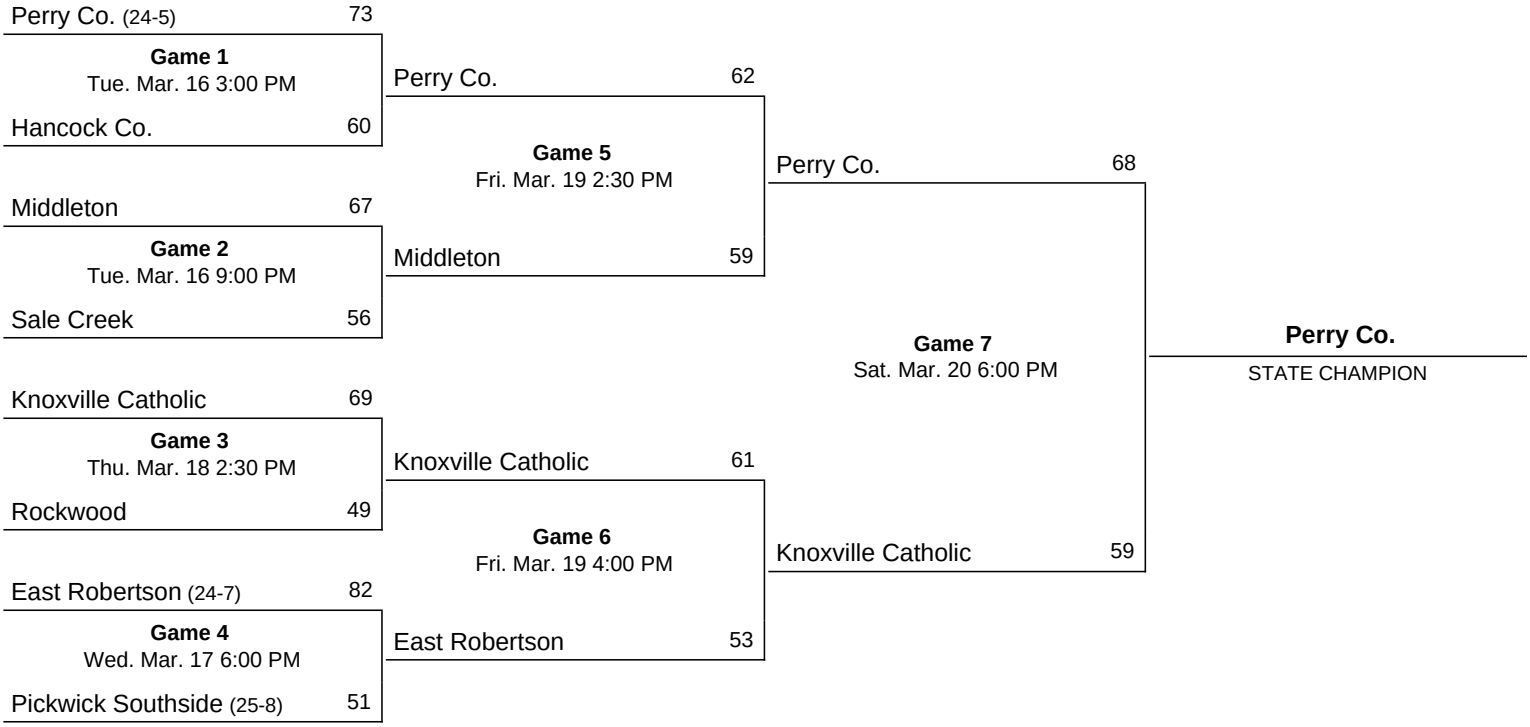

Stats Form 103-A. Order Masters From Ned West, 2660 Acorn Ave., N.E., Atlanta, Ga. 30305

'A' Boys STATE TOURNAMENT 1st Round

OFFICIAL BASKETBALL BOX

	EAST ROBERTSON		FIELD GOALS MADE	FIELD GOALS ATT'D.	FREE THROWS MADE	FREE THROWS ATT'D.	RE-BOUNDS	ASS'TS	PER. FOULS	TOTAL POINTS	TURN-OVERS	MINS. PLAYED
F	STEVE GRAVES	25	6	11	3	5	6	2	3	15	4	
F	JEFF PORTER	12	3	8	1	2	5	1	0	7	3	
C	ROY BELL	30	12	23	1	2	21	0	3	25	6	
G	KEVIN CLINARD	44	6	12	5	7	11	0	3	17	4	
G	MIKE LUNSFORD	22	5	18	3	5	8	0	4	13	0	
	JERRY JONES	14	1	1	1	2	2	0	0	3	0	
	GARY WILKS	34	0	1	0	0	0	0	0	0	0	
	KENNY SWANN	10	0	0	0	0	0	0	0	0	0	
	TIMMY PAYNE	32	1	2	0	0	0	0	0	2	1	
	JIMMY PAYNE	24	0	0	0	0	0	0	0	0	0	
	VERNON WOODARD	20										
	TOTALS		34	76	14	23	61	3	13	82	18	

PERCENTAGES: FGs: 1st H ____ 2nd H ____ Game 44.7
FTs: 1st H ____ 2nd H ____ Game 60.9

Shots Missed 51
Team Rebounds 8
Dead Balls (4)

	PICKWICK SOUTHSIDE		FIELD GOALS MADE	FIELD GOALS ATT'D.	FREE THROWS MADE	FREE THROWS ATT'D.	RE-BOUNDS	ASS'TS	PER. FOULS	TOTAL POINTS	TURN-OVERS	MINS. PLAYED
F	RANDY BURKS	25	5	17	8	8	5	1	3	18	7	
F	TODD GEAN	21	4	9	0	0	4	2	4	8	4	
C	TONY LITTLE	35	9	25	2	3	17	0	5	20	2	
G	EDDIE SHAW	31	1	6	0	0	2	1	5	2	0	
G	RICKY PARKER	15	1	6	1	2	3	1	2	3	0	
	JOHN BLAKNEY	23	0	2	0	0	3	0	1	0	0	
	SID BURKS	43	0	0	0	0	0	0	0	0	2	
	JAMES TUCKER	45	0	1	0	0	0	0	0	0	0	
	JOE FLATT	41	0	0	0	0	0	0	0	0	0	
	RONNIE CHAPPELL	11	0	0	0	0	0	0	1	0	0	
	JIM BARLOW	33	0	0	0	0	0	0	0	0	1	
	JOE DAVIS	13	0	0	0	0	0	0	0	0	0	
	TOTALS		20	66	11	13	38	5	23	51	16	

PERCENTAGES: FGs: 1st H ____ 2nd H ____ Game 30.3
FTs: 1st H ____ 2nd H ____ Game 84.6

Shots Missed 48
Team Rebounds 4
Dead Balls (0)

OFFICIALS Bowers/Coulter
CROWD
DATE 3/17/76

SCORE BY PERIODS	1	2	3	4	EP	EP	G
E. ROBERTSON	14	27	18	23			82
PICKWICK SOUTHSIDE	11	13	15	12			51

Stats Form 103-A. Order Masters From Ned West, 2660 Acorn Ave., N.E., Atlanta, Ga. 30305

OFFICIAL BASKETBALL BOX

	EAST ROBERTSON		FIELD GOALS MADE	FIELD GOALS ATT'D.	FREE THROWS MADE	FREE THROWS ATT'D.	RE-BOUNDS	ASS'TS	PER. FOULS	TOTAL POINTS	TURN-OVERS	MINS. PLAYED
F	STEVE GROVES	25	1	6	5	8	3	7	4	7	5	
F	JEFF PORTER	12	4	10	0	2	2	0	4	8	3	
C	ROY BELL	30	5	8	0	0	9	0	3	10	2	
G	KEVIN CLINARD	44	5	12	6	10	14	0	3	16	2	
G	MIKE LUNSFORD	22	6	14	0	6	5	2	5	12	3	
	JERRY JONES	14	0	1	0	0	1	0	2	0	1	
	GARY WILKS	34										
	KENNY SWANN	10										
	TIMMY PAYNE	32										
	VERNON WOODARD	20										
	TIMMY PAYNE	24										
	TOTALS		21	51	11	26	45	9	21	53	16	

PERCENTAGES: FGs: 1st H ____ 2nd H ____ Game 41.2
FTs: 1st H ____ 2nd H ____ Game 42.3

Shots Missed 45
Team Rebounds 11
Dead Balls (3)

	KNOXVILLE CATHOLIC		FIELD GOALS MADE	FIELD GOALS ATT'D.	FREE THROWS MADE	FREE THROWS ATT'D.	RE-BOUNDS	ASS'TS	PER. FOULS	TOTAL POINTS	TURN-OVERS	MINS. PLAYED
G	CHRIS GETTELFINGER		2	15	4	4	2	4	3	8	1	
F	CEDRIC THOMAS	25	6	14	8	11	5	0	3	20	6	
C	MIKE WILLIAMS	53	6	12	0	1	13	2	3	12	2	
F	TERRY SCHEFIELD	35	2	5	0	0	5	0	2	4	1	
G	TOM UNDERWOOD	41	0	1	0	0	2	1	5	0	0	
	LEONARD MEANS	55	1	1	1	1	0	0	1	3	0	
	MIKE JELLICORSE	43	0	0	0	0	0	0	0	0	0	
	JOE KENDRA	21	1	1	0	0	0	1	2	2	3	
	SHAWN RUMBOLT	11										
	JEFF SHELL	51	4	8	0	1	9	1	1	8	2	
	JIM MC ALLISTER	33										
	BRAD PARKER	31	0	0	4	8	1	2	2	4	1	
	TOTALS		22	57	17	26	44	11	22	61	16	

PERCENTAGES: FGs: 1st H ____ 2nd H ____ Game 38.6
FTs: 1st H ____ 2nd H ____ Game 65.4

Shots Missed 48
Team Rebounds 7
Dead Balls (2)

OFFICIALS Jones/Doggett
CROWD 2250
DATE 3/19/76 - MTSU

SCORE BY PERIODS	1	2	3	4	EP	EP	G
E. ROBERTSON	8	8	17	20			53
K. CATHOLIC	8	15	19	19			61