Donelson Christian Academy
Football
Nashville, TN

POSTSEASON HISTORY REPORT

GENERATED APRIL 19, 2024

Summary

Championship Record: 50-30
Appearances (34): 2023, 2022, 2021, 2020, 2019, 2017, 2016, 2015, 2014, 2013, 2012, 2011, 2010, 2009, 2008, 2007, 2006, 2005, 2004, 2003, 2002, 2001, 2000, 1999, 1998, 1997, 1996, 1995, 1994, 1993, 1992, 1990, 1989, 1988
Finals Appearances/Runners-up (7): 1988, 1989, 1996, 2003, 2004, 2017, 2021
Championships (4): 2021, 2004, 1996, 1988

Finals Appearances

Year	Class	Award	Detail
1988	Class A	Team Champions	
1989	Class A	Team Runner-Up	
1996	Class 1A	Team Champions	
2003	Class 1A	Team Runner-Up	(13-2)
2004	Class 1A	Team Champions	(15-0)
2017	Division II A	Team Runner-Up	(9-4)
2021	Division II-A	Team Champions	(12-1)

Awards

Year	Award	Name	Class
1989	American General Mr. Football	Lorenza Edwards	Class 1A
1990	American General Mr. Football	Lorenza Edwards	Class 1A
1996	American General Mr. Football Back of the Year	Jeremy Lyon	Class 1A
2004	American General Mr. Football Lineman of the Year	Mark Thompson	Class 1A

2023 Division II Class A State Football Playoffs

November 3 - November 30, 2023

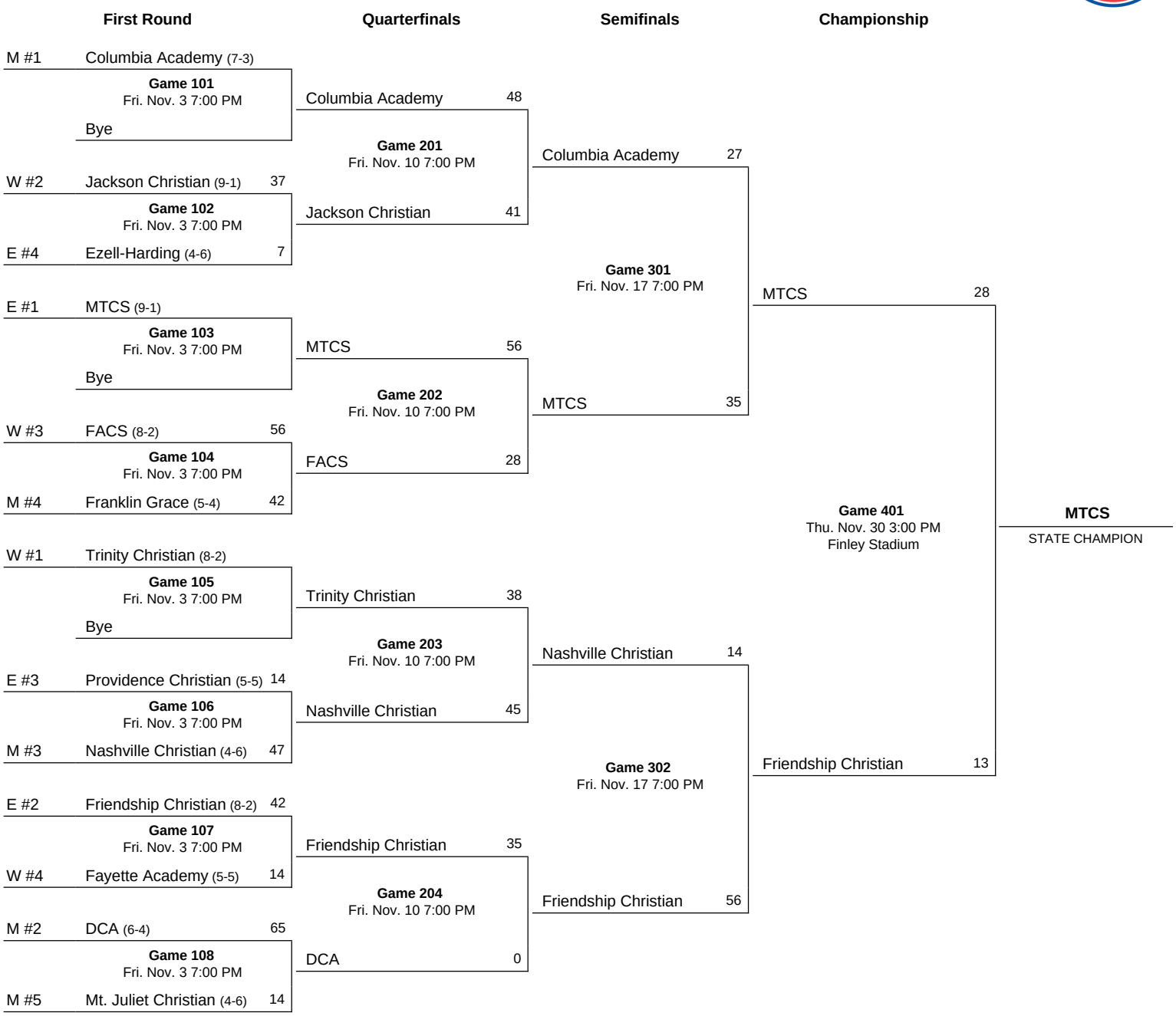

Notes:
All times are local time. The higher seeded team will host through the Semifinal Round. If two teams are the same seed, the top team will host.

2022 Division II Class A State Football Playoffs

November 4 - December 1, 2022

Notes:
All times are local time. If the #2 West and #2 East teams meet in the Quarterfinals, the #2 West team will host. The higher seeded team will host the Semifinal Round. If two schools are the same seed, in even-numbered years the bottom team in each bracket shall be the host team. (Exception: If #1 East and #1 West advance to the semifinals, #1 East will host the semifinal game.)

2021 Division II Class A State Football Playoffs

November 5 - December 2, 2021

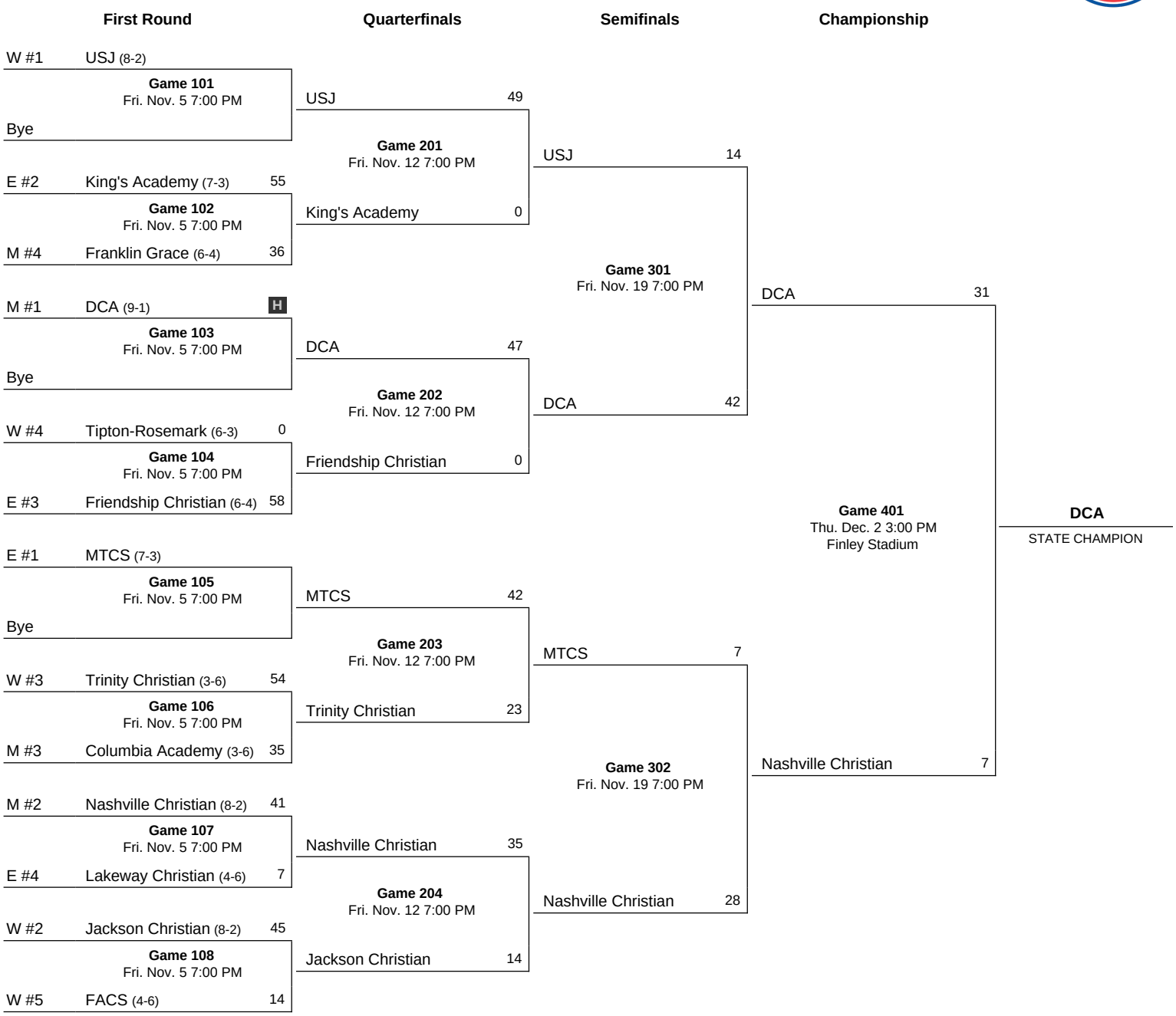

Notes:
All times are local time. If the #2 Middle and #2 West teams meet in the Quarterfinals, the #2 Middle team will host. The higher seeded team will host the Semifinal Round. If two schools are the same seed, in odd-numbered years the top team in each bracket shall be the host team.

Scoring Summary (Final)
TSSAA Blue Cross Bowl
NASHVILLE CHRISTIAN vs DONELSON CHRISTIAN (Dec 02, 2021 at Chattanooga, TN)

NASHVILLE CHRISTIAN (11-3) vs. DONELSON CHRISTIAN (12-1)
Date: Dec 02, 2021 • Site: Chattanooga, TN • Stadium: Finley Stadium
Attendance:

Score by Quarters	1	2	3	4	Total
NASHVILLE CHRISTIA	0	0	7	0	7
DONELSON CHRISTIA	0	14	17	0	31

Qtr	Time	Scoring Play	V-H
2nd	11:55	DCA - Jones, Ashton 1 yd run (Ducharme, B. kick), 2-6 0:09	0 - 7
	06:36	DCA - Jones, Ashton 1 yd run (Ducharme, B. kick), 7-57 3:21	0 - 14
3rd	07:31	DCA - Sneed, Dayton 58 yd pass from Gaines, B. (Ducharme, B. kick), 4-82 2:32	0 - 21
	04:19	DCA - Ducharme, B. 21 yd field goal, 5-44 1:07	0 - 24
	02:46	NCS - Satterfield, J. 62 yd pass from Morris, Tyler (Crampton, Macy kick), 5-72 1:26	7 - 24
	02:33	DCA - Cook, Jacob 91 yd kickoff return (Ducharme, B. kick)	7 - 31

Kickoff time: 3:07 pm • End of Game: 5:43 pm • Total elapsed time: 2:36
Officials: Referee: Charles Lea; Umpire: Bubba Victory; Linesman: Anthony Holbert;
Line judge: Bruce Bailey Sr; Back judge: Steven Webb; Field judge: Randy Mullican;
Side judge: Robert Springer; Center judge: David Erie ECO;
Temperature: 72 • Wind: SW 8 • Weather: Sunny
Most Valuable Player: Jacob Cook, DCA

Team Statistics (Final)
TSSAA Blue Cross Bowl
NASHVILLE CHRISTIAN vs DONELSON CHRISTIAN (Dec 02, 2021 at Chattanooga, TN)

	NCS	DCA
FIRST DOWNS	12	10
Rushing	5	5
Passing	6	5
Penalty	1	0
NET YARDS RUSHING	101	129
Rushing Attempts	34	31
Average Per Rush	3.0	4.2
Rushing Touchdowns	0	2
Yards Gained Rushing	147	134
Yards Lost Rushing	46	5
NET YARDS PASSING	154	172
Completions-Attempts-Int	11-21-2	8-20-2
Average Per Attempt	7.3	8.6
Average Per Completion	14.0	21.5
Passing Touchdowns	1	1
TOTAL OFFENSE YARDS	255	301
Total offense plays	55	51
Average Gain Per Play	4.6	5.9
Fumbles: Number-Lost	2-1	1-0
Penalties: Number-Yards	7-49	9-67
PUNTS-YARDS	4-161	1-34
Average Yards Per Punt	40.2	34.0
Net Yards Per Punt	40.2	34.0
Inside 20	2	0
50+ Yards	1	0
Touchbacks	0	0
Fair catch	0	0
KICKOFFS-YARDS	2-98	6-303
Average Yards Per Kickoff	49.0	50.5
Net Yards Per Kickoff	-27.0	31.3
Touchbacks	0	1
Fair Catch Yards	0	0
Punt returns: Number-Yards-TD	0-0-0	0-0-0
Average Per Return	0.0	0.0
Kickoff returns: Number-Yds-TD	5-95-0	2-152-1
Average Per Return	19.0	76.0
Interceptions: Number-Yds-TD	2-11-0	2-84-0
Fumble Returns: Number-Yds-TD	0-0-0	0-0-0
Miscellaneous Yards	0	0
Possession Time	23:49	24:11
1st Quarter	5:21	6:39
2nd Quarter	6:06	5:54
3rd Quarter	8:03	3:57
4th Quarter	4:19	7:41
Third-Down Conversions	3 of 11	5 of 12
Fourth-Down Conversions	1 of 4	1 of 3
Red-Zone Scores-Chances	0-1	3-4
Touchdowns	0-1	2-4
Field goals	0-1	1-4
Sacks By: Number-Yards	0-0	4-32
PAT Kicks	1-1	4-4
Field Goals	0-0	1-1
Points off turnovers	0	7

Individual Statistics (Final)
TSSAA Blue Cross Bowl
NASHVILLE CHRISTIAN vs DONELSON CHRISTIAN (Dec 02, 2021 at Chattanooga, TN)

NASHVILLE CHRISTIAN

Rushing	No.	Gain	Loss	Net	TD	Lg	Avg
Strickland, J.	16	76	4	72	0	27	4.5
King, Deion	4	29	5	24	0	27	6.0
King, Jamal	2	10	0	10	0	9	5.0
Morris, Tyler	12	32	37	-5	0	8	-0.4
Totals	34	147	46	101	0	27	3.0

Passing	C-A-I	Yds	TD	Long	Sack
Morris, Tyler	11-21-2	154	1	62	4
Totals	11-21-2	154	1	62	4

Receiving	No.	Yards	TD	Long
Warmbrod, James	3	24	0	19
Strickland, J.	2	32	0	17
Marsh, Jaelyn	2	17	0	13
Satterfield, J.	1	62	1	62
Smith, Donovan	1	12	0	12
McClary, W.	1	7	0	7
King, Jamal	1	0	0	0
Totals	11	154	1	62

Punting	No.	Yds	Avg	Long	In20	TB
Humes, Aiden	4	161	40.2	53	2	0
Totals	4	161	40.2	53	2	0

	Punt			Kickoff			Intercept		
Returns	No	Yds	Lg	No	Yds	Lg	No	Yds	Lg
Marsh, Jaelyn	0	0	0	4	89	34	0	0	0
Robbins, J.	0	0	0	1	6	6	0	0	0
Page, Luke	0	0	0	0	0	0	1	0	0
Warmbrod, James	0	0	0	0	0	0	1	11	11
Totals	0	0	0	5	95	34	2	11	11

Field goals	Qtr	Time	Dist	Result

Kickoffs	No.	Yards	Avg	TB	OB
Martin, Wyatt	2	98	49.0	0	0

All-purpose	Run	Rcv	KR	PR	IR	Total
Marsh, Jaelyn	0	17	89	0	0	106
Strickland, J.	72	32	0	0	0	104
Satterfield, J.	0	62	0	0	0	62
Warmbrod, James	0	24	0	0	11	35

DONELSON CHRISTIAN

Rushing	No.	Gain	Loss	Net	TD	Lg	Avg
Jones, Ashton	28	134	2	132	2	27	4.7
Magalei, Nathan	1	0	0	0	0	0	0.0
TEAM	2	0	3	-3	0	0	-1.5
Totals	31	134	5	129	2	27	4.2

Passing	C-A-I	Yds	TD	Long	Sack
Gaines, B.	8-20-2	172	1	58	0
Totals	8-20-2	172	1	58	0

Receiving	No.	Yards	TD	Long
Sneed, Dayton	4	97	1	58
Magalei, Nathan	3	60	0	43
Booker, Cameron	1	15	0	15
Totals	8	172	1	58

Punting	No.	Yds	Avg	Long	In20	TB
Ducharme, B.	1	34	34.0	34	0	0
Totals	1	34	34.0	34	0	0

	Punt			Kickoff			Intercept		
Returns	No	Yds	Lg	No	Yds	Lg	No	Yds	Lg
Magalei, Nathan	0	0	0	0	0	0	1	67	67
Cook, Jacob	0	0	0	1	91	91	0	0	0
Sneed, Dayton	0	0	0	1	61	61	1	17	17
Totals	0	0	0	2	152	91	2	84	67

Field goals	Qtr	Time	Dist	Result
Ducharme, B.	3rd	04:19	21 yards	Good

Kickoffs	No.	Yards	Avg	TB	OB
Ducharme, B.	6	303	50.5	1	0

All-purpose	Run	Rcv	KR	PR	IR	Total
Sneed, Dayton	0	97	61	0	17	175
Jones, Ashton	132	0	0	0	0	132
Magalei, Nathan	0	60	0	0	67	127
Cook, Jacob	0	0	91	0	0	91

FUMBLES: NASHVILLE CHRISTIAN-Morris, Tyler 2-1. DONELSON CHRISTIAN-Jones, Ashton 1-0.

Defensive Statistics (Final)
TSSAA Blue Cross Bowl
NASHVILLE CHRISTIAN vs DONELSON CHRISTIAN (Dec 02, 2021 at Chattanooga, TN)

#	NASHVILLE CHRIST	Solo	Ast	Total	Sacks-Yds	TFL-Yds	FF	FR-Yds	Int-Yds	BrUp	Blks	QBH
8	Hamilton, N.	6	1	6.5	-	1.0-2	-	-	-	1	-	-
71	Humes, Aiden	3	6	6.0	-	-	-	-	-	-	-	-
12	Page, Luke	2	3	3.5	-	-	-	-	1-0	-	-	-
52	Humphrey, Alex	2	2	3.0	-	-	-	-	-	-	-	1
20	Page, Logan	2	2	3.0	-	-	-	-	-	1	-	-
9	Smith, Donovan	1	3	2.5	-	-	-	-	-	1	-	-
1	Morris, Tyler	1	2	2.0	-	-	-	-	-	-	-	-
24	Carden, Cameron	0	4	2.0	-	-	-	-	-	-	-	-
66	Bradley, Kevin	0	3	1.5	-	-	-	-	-	-	-	-
3	King, Jamal	1	0	1.0	-	-	-	-	-	-	-	-
43	Andrews, Lawson	1	0	1.0	-	-	-	-	-	-	-	-
15	Satterfield, J.	1	0	1.0	-	-	-	-	-	-	-	-
45	Potts, Jaden	0	2	1.0	-	-	-	-	-	-	-	-
68	Ray, Devin	0	1	0.5	-	-	-	-	-	-	-	-
22	Hoskins, M.	0	1	0.5	-	-	-	-	-	-	-	-
13	Marsh, Jaelyn	0	1	0.5	-	-	-	-	-	-	-	-
50	Kline, Lucas	0	1	0.5	-	-	-	-	-	-	-	-
7	Warmbrod, James	0	0	0.0	-	-	-	-	1-11	-	-	-
	Totals	20	32	36.0	0.0-0	1.0-2	0	0-0	2-11	3	0	1

#	DONELSON CHRIST	Solo	Ast	Total	Sacks-Yds	TFL-Yds	FF	FR-Yds	Int-Yds	BrUp	Blks	QBH
9	Cook, Jacob	4	6	7.0	-	1.0-5	-	-	-	1	-	-
18	Harris, Ashton	5	1	5.5	-	-	-	-	-	-	-	-
58	Forsha, Nolan	5	1	5.5	1.0-9	2.0-12	1	-	-	-	-	1
52	Tolbert, LJ	3	4	5.0	2.5-20	2.5-20	1	1-0	-	-	-	-
33	Russell, Brady	3	2	4.0	-	1.0-1	-	-	-	-	-	-
55	Schierling, G.	2	2	3.0	-	-	-	-	-	-	-	-
17	Altom, Stephen	1	3	2.5	-	1.0-5	-	-	-	-	-	-
64	Lyles, David	1	2	2.0	-	-	-	-	-	-	-	-
7	Magalei, Nathan	1	1	1.5	-	-	-	-	1-67	-	-	-
28	Sims, Joseph	1	1	1.5	-	-	-	-	-	-	-	-
12	Gaines, B.	1	0	1.0	-	-	-	-	-	-	-	-
22	Hackett, Conner	1	0	1.0	-	-	-	-	-	-	-	-
54	Francis, Aidan	1	0	1.0	-	-	-	-	-	-	-	-
63	Barnett, G.	0	2	1.0	-	-	-	-	-	-	-	-
19	Sneed, Dayton	0	1	0.5	-	-	-	-	1-17	2	-	-
15	Gober, Wesley	0	1	0.5	-	-	-	-	-	-	-	-
32	Hyatt, Luke	0	1	0.5	0.5-3	0.5-3	-	-	-	-	-	-
	Totals	29	28	43.0	4.0-32	8.0-46	2	1-0	2-84	3	0	1

Drive Chart (By Team) (Final)
TSSAA Blue Cross Bowl
NASHVILLE CHRISTIAN vs DONELSON CHRISTIAN (Dec 02, 2021 at Chattanooga, TN)

		Drive Started			Drive Ended			Consumed	
Team	Qtr	Spot	Time	Obtained	Spot	Time	How lost	Pl - Yds	TOP
NCS	1st	N11	08:09	Interception	N47	04:33	Punt	6 - 36	3:36
NCS		N49	01:49	Interception	D37	00:04	Interception	4 - 14	1:45
NCS	2nd	N20	11:55	Kickoff	N27	09:57	Punt	3 - 7	1:58
NCS		N27	06:23	Kickoff	N22	04:14	Punt	3 - (5)	2:09
NCS		N24	02:47	Punt	D46	01:01	Interception	6 - 30	1:46
NCS	3rd	N33	11:55	Kickoff	N29	10:03	Punt	3 - (4)	1:52
NCS		N20	07:21	Kickoff	N48	05:26	Downs	6 - 28	1:55
NCS		N28	04:12	Kickoff	D00	02:46	*TOUCHDOWN	5 - 72	1:26
NCS		N34	02:26	Kickoff	D40	00:05	Downs	7 - 26	2:21
NCS	4th	N42	09:05	Downs	N40	07:17	Downs	4 - (2)	1:48
NCS		N35	03:01	Downs	D27	00:30	Fumble	8 - 38	2:31 .

NASHVILLE CHRISTI	1st Qtr	2nd Qtr	3rd Qtr	4th Qtr	1st Half	2nd Half	Total
Time of possession	05:21	06:06	08:03	04:19	11:27	12:22	23:49
3rd down conversions	0-1	1-3	2-5	0-2	1-4	2-7	3-11
Average field position	N30	N23	N28	N38	N26	N32	N29
4th down conversions	0-0	0-0	0-2	1-2	0-0	1-4	1-4

		Drive Started			Drive Ended			Consumed	
Team	Qtr	Spot	Time	Obtained	Spot	Time	How lost	Pl - Yds	TOP
DCA	1st	N26	12:00	Kickoff	N10	08:09	Interception	6 - 16	3:51 .
DCA		D11	04:33	Punt	D38	01:49	Interception	7 - 27	2:44
DCA		N06	00:04	Interception	N00	11:55	*TOUCHDOWN	2 - 6	0:09 .
DCA	2nd	D43	09:57	Punt	N00	06:36	*TOUCHDOWN	7 - 57	3:21 .
DCA		D42	04:14	Punt	D42	02:47	Punt	3 - 0	1:27
DCA		D35	01:01	Interception	D39	00:00	End of half	3 - 4	1:01
DCA	3rd	D18	10:03	Punt	N00	07:31	*TOUCHDOWN	4 - 82	2:32
DCA		N48	05:26	Downs	N04	04:19	*FIELD GOAL	5 - 44	1:07 .
DCA		N00	02:33	Kickoff	N00	02:33	*TOUCHDOWN	0 - 0	0:00
DCA		D40	00:05	Downs	N42	09:05	Downs	7 - 18	3:00
DCA	4th	N40	07:17	Downs	N35	03:01	Downs	7 - 5	4:16
DCA		D27	00:30	Fumble	D26	00:00	End of half	1 - (1)	0:30

DONELSON CHRISTI	1st Qtr	2nd Qtr	3rd Qtr	4th Qtr	1st Half	2nd Half	Total
Time of possession	06:39	05:54	03:57	07:41	12:33	11:38	24:11
3rd down conversions	3-4	0-3	0-1	2-4	3-7	2-5	5-12
Average field position	N41	D40	N48	D43	D49	D49	D49
4th down conversions	0-0	1-1	0-0	0-2	1-1	0-2	1-3

Drive Chart (By Quarter) (Final)
TSSAA Blue Cross Bowl
NASHVILLE CHRISTIAN vs DONELSON CHRISTIAN (Dec 02, 2021 at Chattanooga, TN)

		Drive Started			Drive Ended			Consumed	
Team	Qtr	Spot	Time	Obtained	Spot	Time	How lost	Pl - Yds	TOP
DCA	1st	N26	12:00	Kickoff	N10	08:09	Interception	6 - 16	3:51 .
NCS		N11	08:09	Interception	N47	04:33	Punt	6 - 36	3:36
DCA		D11	04:33	Punt	D38	01:49	Interception	7 - 27	2:44
NCS		N49	01:49	Interception	D37	00:04	Interception	4 - 14	1:45
DCA		N06	00:04	Interception	N00	11:55	*TOUCHDOWN	2 - 6	0:09 .
NCS	2nd	N20	11:55	Kickoff	N27	09:57	Punt	3 - 7	1:58
DCA		D43	09:57	Punt	N00	06:36	*TOUCHDOWN	7 - 57	3:21 .
NCS		N27	06:23	Kickoff	N22	04:14	Punt	3 - (5)	2:09
DCA		D42	04:14	Punt	D42	02:47	Punt	3 - 0	1:27
NCS		N24	02:47	Punt	D46	01:01	Interception	6 - 30	1:46
DCA		D35	01:01	Interception	D39	00:00	End of half	3 - 4	1:01
NCS	3rd	N33	11:55	Kickoff	N29	10:03	Punt	3 - (4)	1:52
DCA		D18	10:03	Punt	N00	07:31	*TOUCHDOWN	4 - 82	2:32
NCS		N20	07:21	Kickoff	N48	05:26	Downs	6 - 28	1:55
DCA		N48	05:26	Downs	N04	04:19	*FIELD GOAL	5 - 44	1:07 .
NCS		N28	04:12	Kickoff	D00	02:46	*TOUCHDOWN	5 - 72	1:26
DCA		N00	02:33	Kickoff	N00	02:33	*TOUCHDOWN	0 - 0	0:00
NCS		N34	02:26	Kickoff	D40	00:05	Downs	7 - 26	2:21
DCA		D40	00:05	Downs	N42	09:05	Downs	7 - 18	3:00
NCS	4th	N42	09:05	Downs	N40	07:17	Downs	4 - (2)	1:48
DCA		N40	07:17	Downs	N35	03:01	Downs	7 - 5	4:16
NCS		N35	03:01	Downs	D27	00:30	Fumble	8 - 38	2:31 .
DCA		D27	00:30	Fumble	D26	00:00	End of half	1 - (1)	0:30

Play-by-Play Summary (1st quarter)
NASHVILLE CHRISTIAN vs DONELSON CHRISTIAN (Dec 02, 2021 at Chattanooga, TN)

Captains: NCS 1, 2; DCA 54, 55, 7
NCS wins toss and defers choice to 2nd half; DCA will receive

		Martin, Wyatt kickoff 47 yards to the DCA13, Sneed, Dayton return 61 yards to the NCS26 (Andrews, Lawson).	
1-10	NCS 26	Jones, Ashton rush for 5 yards to the NCS21 (Morris, Tyler;Humes, Aiden).	
2-5	NCS 21	Jones, Ashton rush for 1 yard to the NCS20 (Bradley, Kevin;Humes, Aiden).	
3-4	NCS 20	Jones, Ashton rush for 17 yards to the NCS3, 1ST DOWN DCA (Page, Luke).	R1
1-G	NCS 03	Jones, Ashton rush for loss of 2 yards to the NCS5 (Hamilton, N.).	
2-G	NCS 05	Timeout DONELSON CHRISTIAN, clock 09:06.	
2-G	NCS 05	PENALTY DCA false start 5 yards to the NCS10.	
2-G	NCS 10	Magalei, Nathan rush for no gain to the NCS10 (Page, Logan).	
3-G	NCS 10	Gaines, B. pass intercepted by Warmbrod, James at the NCS0, Warmbrod, James return 11 yards to the NCS11 (Gaines, B.).	

6 plays, 16 yards, 3:51

NASHVILLE CHRISTIAN drive start at 08:09.

1-10	NCS 11	Strickland, J. rush for 9 yards to the NCS20 (Harris, Ashton).	
2-1	NCS 20	Strickland, J. rush for 7 yards to the NCS27, 1ST DOWN NCS (Lyles, David).	R1
1-10	NCS 27	Strickland, J. rush for 27 yards to the DCA46, 1ST DOWN NCS (Cook, Jacob).	R2
1-10	DCA 46	PENALTY NCS delay of game (Morris, Tyler) 5 yards to the NCS49.	
1-15	NCS 49	Morris, Tyler pass incomplete to Satterfield, J. (Sneed, Dayton).	
2-15	NCS 49	Timeout NASHVILLE CHRISTIAN, clock 05:48.	
2-15	NCS 49	Strickland, J. rush for loss of 4 yards to the NCS45 (Russell, Brady), PENALTY NCS holding (Flowers, R.) 10 yards to the NCS39, NO PLAY.	
2-25	NCS 39	Morris, Tyler pass incomplete to Smith, Donovan (Sneed, Dayton).	
3-25	NCS 39	PENALTY NCS delay of game (Morris, Tyler) 5 yards to the NCS34.	
3-30	NCS 34	Morris, Tyler pass complete to Marsh, Jaelyn for 13 yards to the NCS47.	
4-17	NCS 47	Humes, Aiden punt 42 yards to the DCA11, out-of-bounds.	

6 plays, 36 yards, 3:36

DONELSON CHRISTIAN drive start at 04:33.

1-10	DCA 11	Jones, Ashton rush for 1 yard to the DCA12 (Humphrey, Alex).	
2-9	DCA 12	Gaines, B. pass incomplete to Magalei, Nathan.	
3-9	DCA 12	Gaines, B. pass complete to Booker, Cameron for 15 yards to the DCA27, 1ST DOWN DCA, out-of-bounds (Hamilton, N.).	P2
1-10	DCA 27	Gaines, B. pass incomplete to Sneed, Dayton.	
2-10	DCA 27	PENALTY DCA false start 5 yards to the DCA22.	
2-15	DCA 22	Gaines, B. pass complete to Magalei, Nathan for 13 yards to the DCA35, out-of-bounds (Satterfield, J.).	
3-2	DCA 35	Jones, Ashton rush for no gain to the DCA35, fumble by Jones, Ashton recovered by DCA Tolbert, LJ at DCA38, 1ST DOWN DCA.	R3
1-10	DCA 38	Gaines, B. pass intercepted by Page, Luke at the NCS49, Page, Luke return 0 yards to the NCS49.	

7 plays, 27 yards, 2:44

NASHVILLE CHRISTIAN drive start at 01:49.

1-10	NCS 49	King, Jamal rush for 9 yards to the DCA42 (Magalei, Nathan).	
2-1	DCA 42	Strickland, J. rush for 15 yards to the DCA27, 1ST DOWN NCS, clock 01:03, PENALTY NCS holding (Warmbrod, James) 10 yards to the DCA37.	R3
1-20	DCA 37	1st and 10.	
1-10	DCA 37	Strickland, J. rush for no gain to the DCA37 (Barnett, G.;Lyles, David).	
2-10	DCA 37	Morris, Tyler pass intercepted by Magalei, Nathan at the DCA27, Magalei, Nathan return 67 yards to the NCS6 (King, Jamal).	

4 plays, 14 yards, 1:45

DONELSON CHRISTIAN drive start at 00:04.

1-G	NCS 06	Jones, Ashton rush for 5 yards to the NCS1, out-of-bounds (Hamilton, N.;Hoskins, M.).	

END OF 1st QUARTER: DONELSON CHRISTIAN 0, NASHVILLE CHRISTIAN 0

Quarter Summary	Score	Time Poss	1st Downs R	P	X	T	Conversions 3rd	4th	Rushing	Passing	Penalties
NASHVILLE CHRISTI	0	05:21	3	0	0	3	0-1	0-0	6-67	1-4-1-13	4-30
DONELSON CHRISTI	0	06:39	2	1	0	3	3-4	0-0	8-30	2-6-2-28	2-10

Quickie Statistics (1st quarter)
NASHVILLE CHRISTIAN vs DONELSON CHRISTIAN (Dec 02, 2021 at Chattanooga, TN)

	NCS	DCA
Score	0	0
FIRST DOWNS	3	3
RUSHES-YARDS (NET)	6-67	8-30
PASSING YDS (NET)	13	28
Passes Att-Comp-Int	4-1-1	6-2-2
TOTAL OFFENSE PLAYS-YARDS	10-80	14-58
Fumble Returns-Yards	0-0	0-0
Punt Returns-Yards	0-0	0-0
Kickoff Returns-Yards	0-0	1-61
Interception Returns-Yards	2-11	1-67
Punts (Number-Avg)	1-42.0	0-0.0
Fumbles-Lost	0-0	1-0
Penalties-Yards	4-30	2-10
Possession Time	05:21	06:39
Third-Down Conversions	0 of 1	3 of 4
Fourth-Down Conversions	0 of 0	0 of 0

NASHVILLE CHRISTIAN

Rushing	No.	Gain	Loss	Net	TD	Lg	Avg
Strickland, J.	5	58	0	58	0	27	11.6
King, Jamal	1	9	0	9	0	9	9.0

Passing	C-A-I	Yds	TD	Long	Sack
Morris, Tyler	1-4-1	13	0	13	0

Receiving	No.	Yards	TD	Long
Marsh, Jaelyn	1	13	0	13

Punting	No.	Yds	Avg	Long	In20	TB
Humes, Aiden	1	42	42.0	42	1	0

Punt Returns	No.	Yards	TD	Long

Kick Returns	No.	Yards	TD	Long

Tackles	UA-A	Total	Sacks	TFL
Hamilton, N.	2-1	2.5	0.0	1.0
King, Jamal	1-0	1.0	0.0	0.0
Andrews, Lawson	1-0	1.0	0.0	0.0
Page, Luke	1-0	1.0	0.0	0.0

DONELSON CHRISTIAN

Rushing	No.	Gain	Loss	Net	TD	Lg	Avg
Jones, Ashton	7	32	2	30	0	17	4.3
Magalei, Nathan	1	0	0	0	0	0	0.0

Passing	C-A-I	Yds	TD	Long	Sack
Gaines, B.	2-6-2	28	0	15	0

Receiving	No.	Yards	TD	Long
Booker, Cameron	1	15	0	15
Magalei, Nathan	1	13	0	13

Punting	No.	Yds	Avg	Long	In20	TB

Punt Returns	No.	Yards	TD	Long

Kick Returns	No.	Yards	TD	Long
Sneed, Dayton	1	61	0	61

Tackles	UA-A	Total	Sacks	TFL
Lyles, David	1-1	1.5	0.0	0.0
Gaines, B.	1-0	1.0	0.0	0.0
Magalei, Nathan	1-0	1.0	0.0	0.0
Cook, Jacob	1-0	1.0	0.0	0.0

Play-by-Play Summary (2nd quarter)
NASHVILLE CHRISTIAN vs DONELSON CHRISTIAN (Dec 02, 2021 at Chattanooga, TN)

2-G	NCS 01	Start of 2nd quarter, clock 12:00.	
2-G	NCS 01	Jones, Ashton rush for 1 yard to the NCS0, TOUCHDOWN, clock 11:55.	
1-G	NCS 03	Ducharme, B. kick attempt good.	

DONELSON CHRISTIAN 7, NASHVILLE CHRISTIAN 0

2 plays, 6 yards, 0:09

Ducharme, B. kickoff 60 yards to the NCS0, touchback.

NASHVILLE CHRISTIAN drive start at 11:55.

1-10	NCS 20	Strickland, J. rush for no gain to the NCS20 (Cook, Jacob;Tolbert, LJ).	
2-10	NCS 20	Strickland, J. rush for 8 yards to the NCS28 (Harris, Ashton).	
3-2	NCS 28	Strickland, J. rush for loss of 1 yard to the NCS27 (Russell, Brady).	
4-3	NCS 27	Humes, Aiden punt 30 yards to the DCA43, out-of-bounds.	

3 plays, 7 yards, 1:58

DONELSON CHRISTIAN drive start at 09:57.

1-10	DCA 43	Gaines, B. pass complete to Sneed, Dayton for 17 yards to the NCS40, 1ST DOWN DCA, out-of-bounds (Hamilton, N.).	P4
1-10	NCS 40	Jones, Ashton rush for 6 yards to the NCS34 (Hamilton, N.).	
2-4	NCS 34	Jones, Ashton rush for 27 yards to the NCS7, 1ST DOWN DCA (Smith, Donovan;Potts, Jaden), PENALTY NCS illegal block (Carden, Cameron) 4 yards to the NCS3.	R5
1-G	NCS 03	1st and 3.	
1-G	NCS 03	Jones, Ashton rush for 1 yard to the NCS2 (Humes, Aiden;Kline, Lucas).	
2-G	NCS 02	Timeout DONELSON CHRISTIAN, clock 07:46.	
2-G	NCS 02	Jones, Ashton rush for 1 yard to the NCS1 (Humes, Aiden;Carden, Cameron).	
3-G	NCS 01	Jones, Ashton rush for no gain to the NCS1 (Carden, Cameron;Bradley, Kevin).	
4-G	NCS 01	Jones, Ashton rush for 1 yard to the NCS0, TOUCHDOWN, clock 06:36.	
1-G	NCS 03	Ducharme, B. kick attempt good.	

DONELSON CHRISTIAN 14, NASHVILLE CHRISTIAN 0

7 plays, 57 yards, 5:43

Ducharme, B. kickoff 57 yards to the NCS3, Marsh, Jaelyn return 34 yards to the NCS37, clock 06:23, PENALTY NCS holding (McClary, W.) 10 yards to the NCS27, 1st and 10, NCS ball on NCS27.

1-10	NCS 27	Morris, Tyler pass complete to King, Jamal for no gain to the NCS27 (Cook, Jacob).	
2-10	NCS 27	PENALTY NCS substitution infraction 5 yards to the NCS22.	
2-15	NCS 22	Morris, Tyler pass incomplete to Warmbrod, James.	
3-15	NCS 22	Strickland, J. rush for no gain to the NCS22 (Barnett, G.;Sims, Joseph).	
4-15	NCS 22	Humes, Aiden punt 36 yards to the DCA42, downed.	

3 plays, minus 5 yards, 2:22

DONELSON CHRISTIAN drive start at 04:14.

1-10	DCA 42	Jones, Ashton rush for 6 yards to the DCA48 (Humphrey, Alex), PENALTY DCA holding (Lyles, David) 12 yards to the DCA30, NO PLAY.	
1-22	DCA 30	Gaines, B. pass incomplete to Sneed, Dayton (Page, Logan).	
2-22	DCA 30	Gaines, B. pass complete to Sneed, Dayton for 12 yards to the DCA42 (Hamilton, N.).	
3-10	DCA 42	Gaines, B. pass incomplete to Sneed, Dayton.	
4-10	DCA 42	Ducharme, B. punt 34 yards to the NCS24, out-of-bounds.	

3 plays, 0 yards, 1:27

NASHVILLE CHRISTIAN drive start at 02:47.

1-10	NCS 24	Strickland, J. rush for no gain to the NCS24 (Francis, Aidan).	
2-10	NCS 24	Morris, Tyler pass incomplete to Strickland, J..	
3-10	NCS 24	Morris, Tyler pass complete to Smith, Donovan for 12 yards to the NCS36, 1ST DOWN NCS, out-of-bounds.	P4
1-10	NCS 36	Morris, Tyler rush for 1 yard to the NCS37 (Tolbert, LJ).	
2-9	NCS 37	Morris, Tyler pass complete to Strickland, J. for 17 yards to the DCA46, 1ST DOWN NCS (Cook, Jacob;Harris, Ashton).	P5
1-10	DCA 46	Morris, Tyler pass intercepted by Sneed, Dayton at the DCA18, Sneed, Dayton return 17 yards to the DCA35 (Ray, Devin;Marsh, Jaelyn).	

6 plays, 30 yards, 1:46

DONELSON CHRISTIAN drive start at 01:01.

1-10	DCA 35	Jones, Ashton rush for 6 yards to the DCA41, out-of-bounds (Carden, Cameron;Humphrey, Alex), PENALTY DCA illegal shift 5 yards to the DCA30, NO PLAY.	
1-15	DCA 30	Jones, Ashton rush for 5 yards to the DCA35 (Humes, Aiden).	
2-10	DCA 35	Timeout NASHVILLE CHRISTIAN, clock 00:34.	
2-10	DCA 35	Jones, Ashton rush for 6 yards to the DCA41 (Page, Logan).	
3-4	DCA 41	Timeout NASHVILLE CHRISTIAN, clock 00:13.	
3-4	DCA 41	TEAM rush for loss of 2 yards to the DCA39.	
		End of half, clock 00:00.	

3 plays, 4 yards, 1:01

END OF 2nd QUARTER: DONELSON CHRISTIAN 14, NASHVILLE CHRISTIAN 0

Play-by-Play Summary (2nd quarter)
NASHVILLE CHRISTIAN vs DONELSON CHRISTIAN (Dec 02, 2021 at Chattanooga, TN)

		Time	1st Downs				Conversions				
Quarter Summary	Score	Poss	R	P	X	T	3rd	4th	Rushing	Passing	Penalties
NASHVILLE CHRISTI	0	03:44	0	2	0	2	1-3	0-0	6-8	3-6-1-29	3-19
DONELSON CHRISTI	14	08:16	1	1	0	2	0-3	1-1	10-46	2-4-0-29	2-17

Quickie Statistics (Halftime)
NASHVILLE CHRISTIAN vs DONELSON CHRISTIAN (Dec 02, 2021 at Chattanooga, TN)

	NCS	DCA
Score	0	14
FIRST DOWNS	5	5
RUSHES-YARDS (NET)	12-75	18-76
PASSING YDS (NET)	42	57
Passes Att-Comp-Int	10-4-2	10-4-2
TOTAL OFFENSE PLAYS-YARDS	22-117	28-133
Fumble Returns-Yards	0-0	0-0
Punt Returns-Yards	0-0	0-0
Kickoff Returns-Yards	1-34	1-61
Interception Returns-Yards	2-11	2-84
Punts (Number-Avg)	3-36.0	1-34.0
Fumbles-Lost	0-0	1-0
Penalties-Yards	7-49	4-27
Possession Time	09:05	14:55
Third-Down Conversions	1 of 4	3 of 7
Fourth-Down Conversions	0 of 0	1 of 1

NASHVILLE CHRISTIAN

Rushing	No.	Gain	Loss	Net	TD	Lg	Avg
Strickland, J.	10	66	1	65	0	27	6.5
King, Jamal	1	9	0	9	0	9	9.0
Morris, Tyler	1	1	0	1	0	1	1.0

Passing	C-A-I	Yds	TD	Long	Sack
Morris, Tyler	4-10-2	42	0	17	0

Receiving	No.	Yards	TD	Long
Strickland, J.	1	17	0	17
Marsh, Jaelyn	1	13	0	13
Smith, Donovan	1	12	0	12
King, Jamal	1	0	0	0

Punting	No.	Yds	Avg	Long	In20	TB
Humes, Aiden	3	108	36.0	42	1	0

Punt Returns	No.	Yards	TD	Long

Kick Returns	No.	Yards	TD	Long
Marsh, Jaelyn	1	34	0	34

Tackles	UA-A	Total	Sacks	TFL
Hamilton, N.	5-1	5.5	0.0	1.0
Humes, Aiden	1-4	3.0	0.0	0.0
Page, Logan	2-0	2.0	0.0	0.0
Humphrey, Alex	1-0	1.0	0.0	0.0

DONELSON CHRISTIAN

Rushing	No.	Gain	Loss	Net	TD	Lg	Avg
Jones, Ashton	16	80	2	78	2	27	4.9
Magalei, Nathan	1	0	0	0	0	0	0.0
TEAM	1	0	2	-2	0	0	-2.0

Passing	C-A-I	Yds	TD	Long	Sack
Gaines, B.	4-10-2	57	0	17	0

Receiving	No.	Yards	TD	Long
Sneed, Dayton	2	29	0	17
Booker, Cameron	1	15	0	15
Magalei, Nathan	1	13	0	13

Punting	No.	Yds	Avg	Long	In20	TB
Ducharme, B.	1	34	34.0	34	0	0

Punt Returns	No.	Yards	TD	Long

Kick Returns	No.	Yards	TD	Long
Sneed, Dayton	1	61	0	61

Tackles	UA-A	Total	Sacks	TFL
Cook, Jacob	2-2	3.0	0.0	0.0
Harris, Ashton	2-1	2.5	0.0	0.0
Tolbert, LJ	1-1	1.5	0.0	0.0
Lyles, David	1-1	1.5	0.0	0.0

Qtr	Time	Scoring Play	V-H
2nd	11:55	DCA - Jones, Ashton 1 yd run (Ducharme, B. kick), 2-6 0:09	0 - 7
	06:36	DCA - Jones, Ashton 1 yd run (Ducharme, B. kick), 7-57 5:43	0 - 14

Play-by-Play Summary (3rd quarter)
NASHVILLE CHRISTIAN vs DONELSON CHRISTIAN (Dec 02, 2021 at Chattanooga, TN)

Start of 3rd quarter, clock 12:00.

4-6	DCA 39	DCA ball on DCA40.	
		Ducharme, B. kickoff 50 yards to the NCS10, Marsh, Jaelyn return 23 yards to the NCS33 (Hackett, Conner).	

NASHVILLE CHRISTIAN drive start at 11:55.

1-10	NCS 33	Strickland, J. rush for 1 yard to the NCS34 (Cook, Jacob;Altom, Stephen).	
2-9	NCS 34	Strickland, J. rush for 4 yards to the NCS38 (Schierling, G.).	
3-5	NCS 38	Morris, Tyler sacked for loss of 9 yards to the NCS29 (Forsha, Nolan).	
4-14	NCS 29	Humes, Aiden punt 53 yards to the DCA18, out-of-bounds.	

3 plays, minus 4 yards, 1:52

DONELSON CHRISTIAN drive start at 10:03.

1-10	DCA 18	Gaines, B. pass complete to Magalei, Nathan for 4 yards to the DCA22 (Smith, Donovan;Page, Luke).	
2-6	DCA 22	Jones, Ashton rush for 22 yards to the DCA44, 1ST DOWN DCA, out-of-bounds (Morris, Tyler;Smith, Donovan).	R6
1-10	DCA 44	Jones, Ashton rush for 3 yards to the DCA47 (Page, Luke).	
2-7	DCA 47	PENALTY DCA false start (Jones, Ashton) 5 yards to the DCA42.	
2-12	DCA 42	Gaines, B. pass complete to Sneed, Dayton for 58 yards to the NCS0, 1ST DOWN DCA, TOUCHDOWN, clock 07:31.	P7
1-G	NCS 03	Ducharme, B. kick attempt good.	

DONELSON CHRISTIAN 21, NASHVILLE CHRISTIAN 0

4 plays, 82 yards, 2:42

Ducharme, B. kickoff 44 yards to the NCS16, Marsh, Jaelyn return 4 yards to the NCS20 (Gober, Wesley;Cook, Jacob).

NASHVILLE CHRISTIAN drive start at 07:21.

1-10	NCS 20	Morris, Tyler pass complete to McClary, W. for 7 yards to the NCS27, out-of-bounds (Harris, Ashton).	
2-3	NCS 27	King, Deion rush for 27 yards to the DCA46, 1ST DOWN NCS, out-of-bounds (Harris, Ashton).	R6
1-10	DCA 46	Timeout DONELSON CHRISTIAN, clock 07:02.	
1-10	DCA 46	PENALTY DCA encroachment 5 yards to the DCA41.	
1-5	DCA 41	King, Deion rush for no gain to the DCA41 (Forsha, Nolan;Cook, Jacob).	
2-5	DCA 41	Timeout NASHVILLE CHRISTIAN, clock 06:21.	
2-5	DCA 41	Morris, Tyler rush for loss of 5 yards to the DCA46 (Altom, Stephen).	
3-10	DCA 46	Morris, Tyler pass incomplete to Strickland, J..	
4-10	DCA 46	Morris, Tyler sacked for loss of 6 yards to the NCS48 (Tolbert, LJ;Hyatt, Luke).	

6 plays, 28 yards, 1:55

DONELSON CHRISTIAN drive start at 05:26.

1-10	NCS 48	PENALTY DCA delay of game (Gaines, B.) 5 yards to the DCA47.	
1-15	DCA 47	Gaines, B. pass complete to Magalei, Nathan for 43 yards to the NCS10, 1ST DOWN DCA, out-of-bounds (Morris, Tyler).	P8
1-G	NCS 10	Jones, Ashton rush for 6 yards to the NCS4 (Carden, Cameron;Humes, Aiden).	
2-G	NCS 04	Gaines, B. pass incomplete to Magalei, Nathan (Smith, Donovan).	
3-G	NCS 04	Gaines, B. pass incomplete to Jones, Ashton.	
4-G	NCS 04	Ducharme, B. field goal attempt from 21 GOOD, clock 04:19.	

DONELSON CHRISTIAN 24, NASHVILLE CHRISTIAN 0

5 plays, 44 yards, 1:14

Ducharme, B. kickoff 38 yards to the NCS22, Robbins, J. return 6 yards to the NCS28 (Sims, Joseph).

NASHVILLE CHRISTIAN drive start at 04:12.

1-10	NCS 28	Morris, Tyler rush for 5 yards to the NCS33, out-of-bounds (Russell, Brady).	
2-5	NCS 33	Morris, Tyler pass incomplete to Satterfield, J., QB hurry by Forsha, Nolan.	
3-5	NCS 33	Morris, Tyler rush for 4 yards to the NCS37, fumble forced by Forsha, Nolan, fumble by Morris, Tyler recovered by NCS Flowers, R. at NCS38, 1ST DOWN NCS.	R7
1-10	NCS 38	Strickland, J. rush for no gain to the NCS38 (Schierling, G.;Tolbert, LJ).	
2-10	NCS 38	Morris, Tyler pass complete to Satterfield, J. for 62 yards to the DCA0, 1ST DOWN NCS, TOUCHDOWN, clock 02:46.	P8
1-G	DCA 03	Crampton, Macy kick attempt good.	

DONELSON CHRISTIAN 24, NASHVILLE CHRISTIAN 7

5 plays, 72 yards, 1:39

Martin, Wyatt kickoff 51 yards to the DCA9, Cook, Jacob return 91 yards to the NCS0, TOUCHDOWN, clock 02:33.

1-G	NCS 03	Ducharme, B. kick attempt good.	

DONELSON CHRISTIAN 31, NASHVILLE CHRISTIAN 7

0 plays, 0 yards, 0:20

Ducharme, B. kickoff 54 yards to the NCS6, Marsh, Jaelyn return 28 yards to the NCS34 (Sneed, Dayton;Altom, Stephen).

NASHVILLE CHRISTIAN drive start at 02:26.

1-10	NCS 34	Strickland, J. rush for 4 yards to the NCS38, out-of-bounds (Magalei, Nathan;Altom, Stephen).	

Play-by-Play Summary (3rd quarter)
NASHVILLE CHRISTIAN vs DONELSON CHRISTIAN (Dec 02, 2021 at Chattanooga, TN)

2-6	NCS 38	King, Deion rush for 2 yards to the NCS40 (Russell, Brady;Tolbert, LJ).	
3-4	NCS 40	Morris, Tyler pass complete to Strickland, J. for 15 yards to the DCA45, 1ST DOWN NCS (Cook, Jacob).	P9
1-10	DCA 45	King, Jamal rush for 1 yard to the DCA44 (Schierling, G.).	
2-9	DCA 44	Morris, Tyler pass incomplete to Marsh, Jaelyn.	
3-9	DCA 44	Morris, Tyler rush for 4 yards to the DCA40 (Lyles, David;Cook, Jacob), PENALTY NCS holding declined.	
4-5	DCA 40	Morris, Tyler pass incomplete to Marsh, Jaelyn (Cook, Jacob).	

7 plays, 26 yards, 2:21

DONELSON CHRISTIAN drive start at 00:05.

1-10	DCA 40	Jones, Ashton rush for 2 yards to the DCA42 (Humes, Aiden;Page, Luke).

END OF 3rd QUARTER: DONELSON CHRISTIAN 31, NASHVILLE CHRISTIAN 7

		Time	1st Downs				Conversions				
Quarter Summary	Score	Poss	R	P	X	T	3rd	4th	Rushing	Passing	Penalties
NASHVILLE CHRISTI	7	07:47	2	2	0	4	2-5	0-2	14-33	3-7-0-84	0-0
DONELSON CHRISTI	17	04:01	1	2	0	3	0-1	0-0	4-33	3-5-0-105	3-15

Quickie Statistics (3rd quarter)
NASHVILLE CHRISTIAN vs DONELSON CHRISTIAN (Dec 02, 2021 at Chattanooga, TN)

	NCS	DCA
Score	7	31
FIRST DOWNS	9	8
RUSHES-YARDS (NET)	26-108	22-109
PASSING YDS (NET)	126	162
Passes Att-Comp-Int	17-7-2	15-7-2
TOTAL OFFENSE PLAYS-YARDS	43-234	37-271
Fumble Returns-Yards	0-0	0-0
Punt Returns-Yards	0-0	0-0
Kickoff Returns-Yards	5-95	2-152
Interception Returns-Yards	2-11	2-84
Punts (Number-Avg)	4-40.2	1-34.0
Fumbles-Lost	1-0	1-0
Penalties-Yards	7-49	7-42
Possession Time	16:52	18:56
Third-Down Conversions	3 of 9	3 of 8
Fourth-Down Conversions	0 of 2	1 of 1

NASHVILLE CHRISTIAN

Rushing	No.	Gain	Loss	Net	TD	Lg	Avg
Strickland, J.	14	75	1	74	0	27	5.3
King, Deion	3	29	0	29	0	27	9.7
King, Jamal	2	10	0	10	0	9	5.0
Morris, Tyler	7	15	20	-5	0	5	-0.7

Passing	C-A-I	Yds	TD	Long	Sack
Morris, Tyler	7-17-2	126	1	62	2

Receiving	No.	Yards	TD	Long
Strickland, J.	2	32	0	17
Satterfield, J.	1	62	1	62
Marsh, Jaelyn	1	13	0	13
Smith, Donovan	1	12	0	12

Punting	No.	Yds	Avg	Long	In20	TB
Humes, Aiden	4	161	40.2	53	2	0

Punt Returns	No.	Yards	TD	Long

Kick Returns	No.	Yards	TD	Long
Marsh, Jaelyn	4	89	0	34
Robbins, J.	1	6	0	6

Tackles	UA-A	Total	Sacks	TFL
Hamilton, N.	5-1	5.5	0.0	1.0
Humes, Aiden	1-6	4.0	0.0	0.0
Page, Luke	2-2	3.0	0.0	0.0
Page, Logan	2-0	2.0	0.0	0.0

DONELSON CHRISTIAN

Rushing	No.	Gain	Loss	Net	TD	Lg	Avg
Jones, Ashton	20	113	2	111	2	27	5.6
Magalei, Nathan	1	0	0	0	0	0	0.0
TEAM	1	0	2	-2	0	0	-2.0

Passing	C-A-I	Yds	TD	Long	Sack
Gaines, B.	7-15-2	162	1	58	0

Receiving	No.	Yards	TD	Long
Sneed, Dayton	3	87	1	58
Magalei, Nathan	3	60	0	43
Booker, Cameron	1	15	0	15

Punting	No.	Yds	Avg	Long	In20	TB
Ducharme, B.	1	34	34.0	34	0	0

Punt Returns	No.	Yards	TD	Long

Kick Returns	No.	Yards	TD	Long
Cook, Jacob	1	91	1	91
Sneed, Dayton	1	61	0	61

Tackles	UA-A	Total	Sacks	TFL
Cook, Jacob	3-6	6.0	0.0	0.0
Harris, Ashton	4-1	4.5	0.0	0.0
Tolbert, LJ	1-4	3.0	0.5	0.5
Schierling, G.	2-1	2.5	0.0	0.0

Qtr	Time	Scoring Play	V-H
2nd	11:55	DCA - Jones, Ashton 1 yd run (Ducharme, B. kick), 2-6 0:09	0 - 7
	06:36	DCA - Jones, Ashton 1 yd run (Ducharme, B. kick), 7-57 5:43	0 - 14
3rd	07:31	DCA - Sneed, Dayton 58 yd pass from Gaines, B. (Ducharme, B. kick), 4-82 2:42	0 - 21
	04:19	DCA - Ducharme, B. 21 yd field goal, 5-44 1:14	0 - 24
	02:46	NCS - Satterfield, J. 62 yd pass from Morris, Tyler (Crampton, Macy kick), 5-72 1:39	7 - 24
	02:33	DCA - Cook, Jacob 91 yd kickoff return (Ducharme, B. kick)	7 - 31

Play-by-Play Summary (4th quarter)
NASHVILLE CHRISTIAN vs DONELSON CHRISTIAN (Dec 02, 2021 at Chattanooga, TN)

2-8	DCA 42	Start of 4th quarter, clock 12:00.	
2-8	DCA 42	Jones, Ashton rush for 4 yards to the DCA46 (Humes, Aiden).	
3-4	DCA 46	Jones, Ashton rush for 5 yards to the NCS49, 1ST DOWN DCA (Smith, Donovan).	R9
1-10	NCS 49	Jones, Ashton rush for 5 yards to the NCS44 (Humphrey, Alex;Bradley, Kevin).	
2-5	NCS 44	Jones, Ashton rush for 2 yards to the NCS42 (Page, Logan;Carden, Cameron).	
3-3	NCS 42	Gaines, B. pass incomplete to Sneed, Dayton (Hamilton, N.), QB hurry by Humphrey, Alex.	
4-3	NCS 42	Gaines, B. pass incomplete to Booker, Cameron.	

7 plays, 18 yards, 3:00

NASHVILLE CHRISTIAN drive start at 09:05.

1-10	NCS 42	Morris, Tyler rush for 8 yards to the 50 yardline (Russell, Brady).	
2-2	NCS 50	Strickland, J. rush for 1 yard to the DCA49 (Russell, Brady;Schierling, G.).	
3-1	DCA 49	Strickland, J. rush for loss of 3 yards to the NCS48 (Forsha, Nolan).	
4-4	NCS 48	Morris, Tyler sacked for loss of 8 yards to the NCS40 (Tolbert, LJ).	

4 plays, minus 2 yards, 1:48

DONELSON CHRISTIAN drive start at 07:17.

1-10	NCS 40	Jones, Ashton rush for 1 yard to the NCS39 (Potts, Jaden;Page, Luke).	
2-9	NCS 39	Jones, Ashton rush for 3 yards to the NCS36 (Humphrey, Alex).	
3-6	NCS 36	Gaines, B. pass complete to Sneed, Dayton for 10 yards to the NCS26, 1ST DOWN DCA (Hamilton, N.).	P10
1-10	NCS 26	Jones, Ashton rush for 1 yard to the NCS25 (Page, Logan;Humphrey, Alex).	
2-9	NCS 25	Jones, Ashton rush for 3 yards to the NCS22 (Page, Logan;Humphrey, Alex), PENALTY DCA holding (Forsha, Nolan) 10 yards to the NCS35, NO PLAY.	
2-19	NCS 35	Jones, Ashton rush for no gain to the NCS35 (Humes, Aiden).	
3-19	NCS 35	Timeout DONELSON CHRISTIAN, clock 03:16.	
3-19	NCS 35	Gaines, B. pass incomplete to Booker, Cameron.	
4-19	NCS 35	Gaines, B. pass incomplete to Sneed, Dayton.	

7 plays, 5 yards, 4:16

NASHVILLE CHRISTIAN drive start at 03:01.

1-10	NCS 35	Morris, Tyler pass complete to Warmbrod, James for no gain to the NCS35 (Forsha, Nolan).	
2-10	NCS 35	Morris, Tyler pass complete to Marsh, Jaelyn for 4 yards to the NCS39.	
3-6	NCS 39	Morris, Tyler rush for 4 yards to the NCS43, out-of-bounds.	
4-2	NCS 43	Morris, Tyler pass complete to Warmbrod, James for 5 yards to the NCS48, 1ST DOWN NCS.	P10
1-10	NCS 48	Morris, Tyler rush for 5 yards to the DCA47, out-of-bounds (Forsha, Nolan), PENALTY DCA personal foul 15 yards to the DCA32, 1ST DOWN NCS.	X11
1-10	DCA 32	1st and 10.	
1-10	DCA 32	Morris, Tyler pass complete to Warmbrod, James for 19 yards to the DCA13, 1ST DOWN NCS (Harris, Ashton).	P12
1-10	DCA 13	King, Deion rush for loss of 5 yards to the DCA18 (Cook, Jacob).	
2-15	DCA 18	Morris, Tyler sacked for loss of 9 yards to the DCA27 (Tolbert, LJ), fumble by Morris, Tyler recovered by DCA Tolbert, LJ at DCA27.	

8 plays, 38 yards, 2:31

DONELSON CHRISTIAN drive start at 00:30.

1-10	DCA 27	TEAM rush for loss of 1 yard to the DCA26.	
		End of game, clock 00:00.	

1 play, minus 1 yard, 0:30

FINAL SCORE: DONELSON CHRISTIAN 31, NASHVILLE CHRISTIAN 7

		Time	1st Downs				Conversions				
Quarter Summary	Score	Poss	R	P	X	T	3rd	4th	Rushing	Passing	Penalties
NASHVILLE CHRISTI	0	04:19	0	2	1	3	0-2	1-2	8-(-7)	4-4-0-28	0-0
DONELSON CHRISTI	0	07:41	1	1	0	2	2-4	0-2	9-20	1-5-0-10	2-25

Quickie Statistics (4th quarter)
NASHVILLE CHRISTIAN vs DONELSON CHRISTIAN (Dec 02, 2021 at Chattanooga, TN)

	NCS	DCA
Score	7	31
FIRST DOWNS	12	10
RUSHES-YARDS (NET)	34-101	31-129
PASSING YDS (NET)	154	172
Passes Att-Comp-Int	21-11-2	20-8-2
TOTAL OFFENSE PLAYS-YARDS	55-255	51-301
Fumble Returns-Yards	0-0	0-0
Punt Returns-Yards	0-0	0-0
Kickoff Returns-Yards	5-95	2-152
Interception Returns-Yards	2-11	2-84
Punts (Number-Avg)	4-40.2	1-34.0
Fumbles-Lost	2-1	1-0
Penalties-Yards	7-49	9-67
Possession Time	21:11	26:37
Third-Down Conversions	3 of 11	5 of 12
Fourth-Down Conversions	1 of 4	1 of 3

NASHVILLE CHRISTIAN

Rushing	No.	Gain	Loss	Net	TD	Lg	Avg
Strickland, J.	16	76	4	72	0	27	4.5
King, Deion	4	29	5	24	0	27	6.0
King, Jamal	2	10	0	10	0	9	5.0
Morris, Tyler	12	32	37	-5	0	8	-0.4

Passing	C-A-I	Yds	TD	Long	Sack
Morris, Tyler	11-21-2	154	1	62	4

Receiving	No.	Yards	TD	Long
Warmbrod, James	3	24	0	19
Strickland, J.	2	32	0	17
Marsh, Jaelyn	2	17	0	13
Satterfield, J.	1	62	1	62

Punting	No.	Yds	Avg	Long	In20	TB
Humes, Aiden	4	161	40.2	53	2	0

Punt Returns	No.	Yards	TD	Long

Kick Returns	No.	Yards	TD	Long
Marsh, Jaelyn	4	89	0	34
Robbins, J.	1	6	0	6

Tackles	UA-A	Total	Sacks	TFL
Hamilton, N.	6-1	6.5	0.0	1.0
Humes, Aiden	3-6	6.0	0.0	0.0
Page, Luke	2-3	3.5	0.0	0.0
Humphrey, Alex	2-2	3.0	0.0	0.0

DONELSON CHRISTIAN

Rushing	No.	Gain	Loss	Net	TD	Lg	Avg
Jones, Ashton	28	134	2	132	2	27	4.7
Magalei, Nathan	1	0	0	0	0	0	0.0
TEAM	2	0	3	-3	0	0	-1.5

Passing	C-A-I	Yds	TD	Long	Sack
Gaines, B.	8-20-2	172	1	58	0

Receiving	No.	Yards	TD	Long
Sneed, Dayton	4	97	1	58
Magalei, Nathan	3	60	0	43
Booker, Cameron	1	15	0	15

Punting	No.	Yds	Avg	Long	In20	TB
Ducharme, B.	1	34	34.0	34	0	0

Punt Returns	No.	Yards	TD	Long

Kick Returns	No.	Yards	TD	Long
Cook, Jacob	1	91	1	91
Sneed, Dayton	1	61	0	61

Tackles	UA-A	Total	Sacks	TFL
Cook, Jacob	4-6	7.0	0.0	1.0
Harris, Ashton	5-1	5.5	0.0	0.0
Forsha, Nolan	5-1	5.5	1.0	2.0
Tolbert, LJ	3-4	5.0	2.5	2.5

Qtr	Time	Scoring Play	V-H
2nd	11:55	DCA - Jones, Ashton 1 yd run (Ducharme, B. kick), 2-6 0:09	0 - 7
	06:36	DCA - Jones, Ashton 1 yd run (Ducharme, B. kick), 7-57 5:43	0 - 14
3rd	07:31	DCA - Sneed, Dayton 58 yd pass from Gaines, B. (Ducharme, B. kick), 4-82 2:42	0 - 21
	04:19	DCA - Ducharme, B. 21 yd field goal, 5-44 1:14	0 - 24
	02:46	NCS - Satterfield, J. 62 yd pass from Morris, Tyler (Crampton, Macy kick), 5-72 1:39	7 - 24
	02:33	DCA - Cook, Jacob 91 yd kickoff return (Ducharme, B. kick)	7 - 31

2020 Division II Class A State Football Playoffs

November 6 - December 3, 2020

Notes:
All times are local time. In the semifinal round the higher seeded team in each bracket shall host. If the two teams are the same seed, in even-numbered years the bottom team in each bracket shall be the host team.

2019 Division II Class A State Football Playoffs

November 8 - December 5, 2019

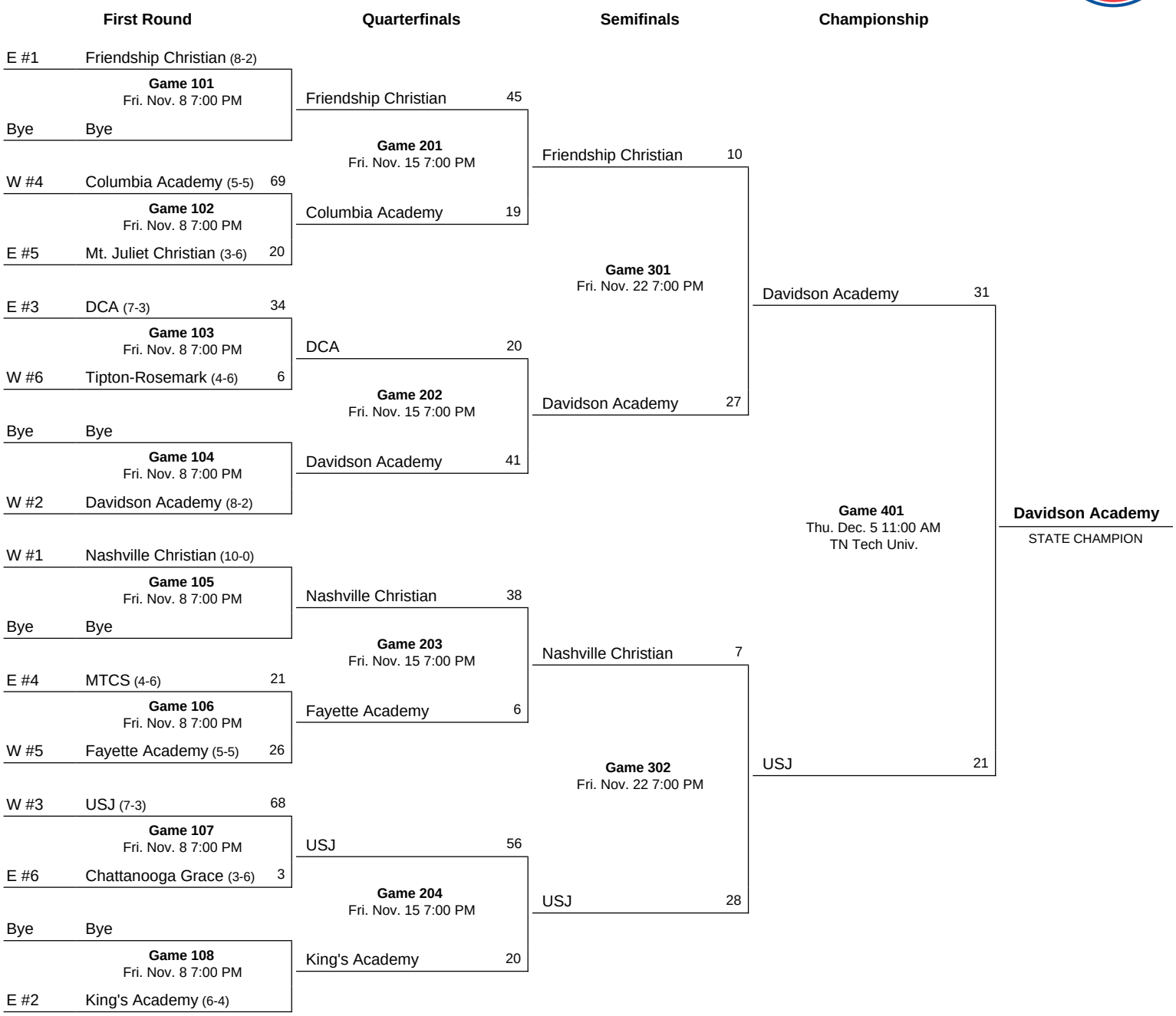

Notes:
All times are local time. In the semifinal round the higher seeded team in each bracket shall host. If the two teams are the same seed, in odd-numbered years the top team in each bracket shall be the host team.

2017 Division II Class A State Football Playoffs

November 3 - December 2, 2017

Notes:
All times are local time. In the semifinal round the higher seeded team in each bracket shall host. If the two teams are the same seed, in odd-numbered years the top team in each bracket shall be the host team.

Scoring Summary (Final)
The Automated ScoreBook
DCA vs Friendship Christian (Dec. 2, 2017 at Cookeville, Tenn.)

DCA (9-4) vs. Friendship Christian (13-0)
Date: Dec. 2, 2017 • Site: Cookeville, Tenn. • Stadium: Tucker Stadium
Attendance:

Score by Quarters	1	2	3	4	Total
DCA	3	0	7	0	10
Friendship Christian	7	14	0	13	34

Qtr	Time	Scoring Play	V-H
1st	07:54	FCS - Foutch, Jajuan 5 yd run (Kane, Neill kick), 5-49 1:44	0 - 7
	00:07	DCA - Francis, Tyler 37 yd field goal, 10-8 5:54	3 - 7
2nd	08:02	FCS - Foutch, Jajuan 2 yd run (Kane, Neill kick), 10-65 3:58	3 - 14
	03:54	FCS - Foutch, Jajuan 87 yd run (Kane, Neill kick), 1-87 0:14	3 - 21
3rd	05:49	DCA - Greenway, J. 9 yd run (Francis, Tyler kick), 11-73 6:11	10 - 21
4th	09:02	FCS - Reece, Braden 1 yd run (Kane, Neill kick), 9-88 4:02	10 - 28
	01:27	FCS - Foutch, Jajuan 22 yd run (Jamison, Ben pass failed), 8-62 4:30	10 - 34

Kickoff time: 11:07 am • End of Game: 1:40 pm • Total elapsed time: 2:33
Officials: Referee: John Henley; Umpire: Shane Mynatt; Linesman: Scott Kiser;
Line judge: Scott Mann; Back judge: James Bates; Field judge: Steve Steele;
Side judge: Joe Hemphill; Center judge: Household/Robts;
Temperature: 61 • Wind: WNW3 mph • Weather: Sunny
Offensive MVP: Jajuan Foutch, Friendship Christian
Defensive MVP: Taylor Carman, Friendship Christian

Team Statistics (Final)
The Automated ScoreBook
DCA vs Friendship Christian (Dec. 2, 2017 at Cookeville, Tenn.)

	DCA	FCS
FIRST DOWNS	14	17
Rushing	6	17
Passing	6	0
Penalty	2	0
NET YARDS RUSHING	82	425
Rushing Attempts	34	48
Average Per Rush	2.4	8.9
Rushing Touchdowns	1	5
Yards Gained Rushing	128	452
Yards Lost Rushing	46	27
NET YARDS PASSING	146	0
Completions-Attempts-Int	10-19-0	0-1-1
Average Per Attempt	7.7	0.0
Average Per Completion	14.6	0.0
Passing Touchdowns	0	0
TOTAL OFFENSE YARDS	228	425
Total offense plays	53	49
Average Gain Per Play	4.3	8.7
Fumbles: Number-Lost	1-1	0-0
Penalties: Number-Yards	8-45	11-109
PUNTS-YARDS	5-192	3-114
Average Yards Per Punt	38.4	38.0
Net Yards Per Punt	38.2	38.0
Inside 20	2	2
50+ Yards	1	1
Touchbacks	0	0
Fair catch	1	1
KICKOFFS-YARDS	3-145	6-277
Average Yards Per Kickoff	48.3	46.2
Net Yards Per Kickoff	31.0	38.7
Touchbacks	0	0
Punt returns: Number-Yards-TD	0-0-0	2-1-0
Average Per Return	0.0	0.5
Kickoff returns: Number-Yds-TD	6-45-0	3-52-0
Average Per Return	7.5	17.3
Interceptions: Number-Yds-TD	1-22-0	0-0-0
Fumble Returns: Number-Yds-TD	0-0-0	0-0-0
Miscellaneous Yards	0	0
Possession Time	26:14	21:46
1st Quarter	7:58	4:02
2nd Quarter	6:00	6:00
3rd Quarter	7:54	4:06
4th Quarter	4:22	7:38
Third-Down Conversions	3 of 11	1 of 6
Fourth-Down Conversions	1 of 2	1 of 1
Red-Zone Scores-Chances	2-2	3-3
Touchdowns	1-2	3-3
Field goals	1-2	0-3
Sacks By: Number-Yards	1-14	6-34
PAT Kicks	1-1	4-4
Field Goals	1-1	0-0
Points off turnovers	3	7

Individual Statistics (Final)
The Automated ScoreBook
DCA vs Friendship Christian (Dec. 2, 2017 at Cookeville, Tenn.)

DCA

Rushing	No.	Gain	Loss	Net	TD	Lg	Avg
Troup, Houston	12	44	5	39	0	13	3.2
Wyatt, Hunter	3	22	0	22	0	13	7.3
Mosley, Henry	17	53	37	16	0	15	0.9
Greenway, J.	1	9	0	9	1	9	9.0
Johnson, Blake	1	0	4	-4	0	0	-4.0
Totals	34	128	46	82	1	15	2.4

Passing	C-A-I	Yds	TD	Long	Sack
Mosley, Henry	10-19-0	146	0	23	6
Totals	10-19-0	146	0	23	6

Receiving	No.	Yards	TD	Long
Oakley, Colton	4	91	0	23
Greenway, J.	2	23	0	16
Austin, Mason	2	17	0	12
Bruce, Jon	1	14	0	14
Troup, Houston	1	1	0	1
Totals	10	146	0	23

Punting	No.	Yds	Avg	Long	In20	TB
Mosley, Henry	5	192	38.4	51	2	0
Totals	5	192	38.4	51	2	0

	Punt			Kickoff			Intercept		
Returns	No	Yds	Lg	No	Yds	Lg	No	Yds	Lg
Greenway, J.	0	0	0	0	0	0	1	22	22
Austin, Mason	0	0	0	1	5	5	0	0	0
Wyatt, Hunter	0	0	0	2	16	15	0	0	0
Oakley, Colton	0	0	0	3	24	15	0	0	0
Totals	0	0	0	6	45	15	1	22	22

Field goals	Qtr	Time	Dist	Result
Francis, Tyler	1st	00:07	37 yards	Good

Kickoffs	No.	Yards	Avg	TB	OB
Francis, Tyler	3	145	48.3	0	0

All-purpose	Run	Rcv	KR	PR	IR	Total
Oakley, Colton	0	91	24	0	0	115
Greenway, J.	9	23	0	0	22	54
Troup, Houston	39	1	0	0	0	40
Wyatt, Hunter	22	0	16	0	0	38

Friendship Christian

Rushing	No.	Gain	Loss	Net	TD	Lg	Avg
Foutch, Jajuan	25	296	4	292	4	87	11.7
Seagraves, J.	18	128	3	125	0	22	6.9
Jamison, Ben	1	27	0	27	0	27	27.0
TEAM	1	0	2	-2	0	0	-2.0
Reece, Braden	3	1	18	-17	1	1	-5.7
Totals	48	452	27	425	5	87	8.9

Passing	C-A-I	Yds	TD	Long	Sack
Reece, Braden	0-1-1	0	0	0	1
Totals	0-1-1	0	0	0	1

Receiving	No.	Yards	TD	Long
Totals	0	0	0	0

Punting	No.	Yds	Avg	Long	In20	TB
Carman, Taylor	2	61	30.5	34	1	0
Reece, Braden	1	53	53.0	53	1	0
Totals	3	114	38.0	53	2	0

	Punt			Kickoff			Intercept		
Returns	No	Yds	Lg	No	Yds	Lg	No	Yds	Lg
Jamison, Ben	2	1	6	0	0	0	0	0	0
Champion, D.	0	0	0	1	20	20	0	0	0
Foutch, Jajuan	0	0	0	2	32	32	0	0	0
Totals	2	1	6	3	52	32	0	0	0

Field goals	Qtr	Time	Dist	Result

Kickoffs	No.	Yards	Avg	TB	OB
Kane, Neill	6	277	46.2	0	0

All-purpose	Run	Rcv	KR	PR	IR	Total
Foutch, Jajuan	292	0	32	0	0	324
Seagraves, J.	125	0	0	0	0	125
Jamison, Ben	27	0	0	1	0	28
Champion, D.	0	0	20	0	0	20

FUMBLES: DCA-Oakley, Colton 1-1. Friendship Christian-None.

Defensive Statistics (Final)
The Automated ScoreBook
DCA vs Friendship Christian (Dec. 2, 2017 at Cookeville, Tenn.)

#	DCA	Solo	Ast	Total	Sacks-Yds	TFL-Yds	FF	FR-Yds	Int-Yds	BrUp	Blks	QBH
20	Oakley, Colton	5	4	9	-	-	-	-	-	-	-	-
22	Troup, Houston	5	2	7	-	1.0-2	-	-	-	-	-	-
7	Bruce, Jon	4	2	6	-	-	-	-	-	-	-	-
24	Wyatt, Hunter	4	2	6	-	-	-	-	-	-	-	-
53	Johnson, Blake	3	3	6	-	-	-	-	-	-	-	-
2	Stanton, Riley	2	3	5	1.0-14	1.0-14	-	-	-	-	-	-
40	Francis, Tyler	3	0	3	-	-	-	-	-	-	-	-
77	Schierling, J.	2	1	3	-	1.0-1	-	-	-	-	-	-
29	Austin, Mason	2	0	2	-	1.0-3	-	-	-	-	-	-
23	Greenway, J.	2	0	2	-	-	-	-	1-22	-	-	-
14	Lewis, Jordan	1	0	1	-	-	-	-	-	-	-	-
11	Carnahan, Chase	1	0	1	-	-	-	-	-	-	-	-
15	Glascock, C.	1	0	1	-	-	-	-	-	-	-	-
62	Lockhart, Rajah	0	1	1	-	-	-	-	-	-	-	-
	Totals	35	18	53	1.0-14	4.0-20	0	0-0	1-22	0	0	0

#	Friendship Christia	Solo	Ast	Total	Sacks-Yds	TFL-Yds	FF	FR-Yds	Int-Yds	BrUp	Blks	QBH
54	Carman, Taylor	11	4	15	1.0-5	1.0-5	-	-	-	-	-	-
18	Holcombe, Cade	5	3	8	-	1.5-3	-	-	-	-	-	-
9	Filson, Seth	4	3	7	0.5-4	1.5-7	-	-	-	-	-	-
33	Bostian, Jacob	4	2	6	-	0.5-2	1	-	-	1	-	-
7	Holcombe, Chad	2	4	6	-	-	-	1-0	-	-	-	-
21	Champion, D.	2	1	3	-	-	-	-	-	1	-	-
55	Cherry, Jackson	1	2	3	0.5-1	0.5-1	-	-	-	-	-	1
4	Taylor, Gray	0	3	3	-	-	-	-	-	-	-	-
72	Jackson, Ryan	2	0	2	1.0-6	2.0-10	-	-	-	-	-	1
62	Skeen, Matthew	1	1	2	1.0-4	1.0-4	-	-	-	-	-	-
66	Smith, Luke	1	1	2	1.0-7	1.0-7	-	-	-	-	-	1
34	Gallatin, Ernie	1	0	1	1.0-7	1.0-7	-	-	-	-	-	1
5	Eskew, Jackson	1	0	1	-	-	-	-	-	-	-	-
44	Alexander, H.	1	0	1	-	-	-	-	-	-	-	-
12	Mahoney, Colt	0	1	1	-	-	-	-	-	-	-	-
24	Robinson, J.	0	1	1	-	-	-	-	-	-	-	-
	Totals	36	26	62	6.0-34	10.0-46	1	1-0	0-0	2	0	4

Drive Chart (By Team) (Final)
The Automated ScoreBook
DCA vs Friendship Christian (Dec. 2, 2017 at Cookeville, Tenn.)

		Drive Started			Drive Ended			Consumed	
Team	Qtr	Spot	Time	Obtained	Spot	Time	How lost	Pl - Yds	TOP
DCA	1st	D15	09:49	Punt	D49	09:38	Fumble	1 - 34	0:11
DCA		D37	07:54	Kickoff	D50	06:01	Punt	4 - 13	1:53
DCA		F28	06:01	Interception	F20	00:07	*FIELD GOAL	10 - 8	5:54 .
DCA	2nd	D24	08:02	Kickoff	F44	04:08	Punt	9 - 32	3:54
DCA		D16	03:54	Kickoff	D14	01:57	Punt	3 - (2)	1:57
DCA		D16	00:09	Punt	D25	00:00	End of half	2 - 9	0:09
DCA	3rd	D27	12:00	Kickoff	F00	05:49	*TOUCHDOWN	11 - 73	6:11 .
DCA		D21	02:47	Punt	D29	01:04	Punt	3 - 8	1:43
DCA	4th	D03	09:02	Kickoff	D11	05:57	Punt	4 - 8	3:05
DCA		D21	01:27	Kickoff	F40	00:10	Downs	7 - 39	1:17

DCA	1st Qtr	2nd Qtr	3rd Qtr	4th Qtr	1st Half	2nd Half	Total
Time of possession	07:58	06:00	07:54	04:22	13:58	12:16	26:14
3rd down conversions	1-3	1-3	1-3	0-2	2-6	1-5	3-11
Average field position	D41	D18	D24	D12	D30	D18	D25
4th down conversions	0-0	0-0	1-1	0-1	0-0	1-2	1-2

		Drive Started			Drive Ended			Consumed	
Team	Qtr	Spot	Time	Obtained	Spot	Time	How lost	Pl - Yds	TOP
FCS	1st	F24	12:00	Kickoff	F32	09:49	Punt	3 - 8	2:11
FCS		D49	09:38	Fumble	D00	07:54	*TOUCHDOWN	5 - 49	1:44 .
FCS		F14	06:01	Punt	F10	06:01	Interception	4 - (4)	0:00
FCS		F35	00:00	Kickoff	D00	08:02	*TOUCHDOWN	10 - 65	3:58 .
FCS	2nd	F13	04:08	Punt	D00	03:54	*TOUCHDOWN	1 - 87	0:14
FCS		D39	01:57	Punt	F50	00:09	Punt	3 - (11)	1:48
FCS	3rd	F28	05:49	Kickoff	D48	02:47	Punt	5 - 24	3:02
FCS		F12	01:04	Punt	D00	09:02	*TOUCHDOWN	9 - 88	4:02 .
FCS	4th	F38	05:57	Punt	D00	01:27	*TOUCHDOWN	8 - 62	4:30
FCS		F40	00:10	Downs	F38	00:00	End of half	1 - (2)	0:10

Friendship Christian	1st Qtr	2nd Qtr	3rd Qtr	4th Qtr	1st Half	2nd Half	Total
Time of possession	04:02	06:00	04:06	07:38	10:02	11:44	21:46
3rd down conversions	1-3	0-2	0-1	0-0	1-5	0-1	1-6
Average field position	F36	F37	F20	F39	F36	F29	F33
4th down conversions	0-0	1-1	0-0	0-0	1-1	0-0	1-1

Drive Chart (By Quarter) (Final)
The Automated ScoreBook
DCA vs Friendship Christian (Dec. 2, 2017 at Cookeville, Tenn.)

		Drive Started			Drive Ended			Consumed	
Team	Qtr	Spot	Time	Obtained	Spot	Time	How lost	Pl - Yds	TOP
FCS	1st	F24	12:00	Kickoff	F32	09:49	Punt	3 - 8	2:11
DCA		D15	09:49	Punt	D49	09:38	Fumble	1 - 34	0:11
FCS		D49	09:38	Fumble	D00	07:54	*TOUCHDOWN	5 - 49	1:44 .
DCA		D37	07:54	Kickoff	D50	06:01	Punt	4 - 13	1:53
FCS		F14	06:01	Punt	F10	06:01	Interception	4 - (4)	0:00
DCA		F28	06:01	Interception	F20	00:07	*FIELD GOAL	10 - 8	5:54 .
FCS		F35	00:00	Kickoff	D00	08:02	*TOUCHDOWN	10 - 65	3:58 .
DCA	2nd	D24	08:02	Kickoff	F44	04:08	Punt	9 - 32	3:54
FCS		F13	04:08	Punt	D00	03:54	*TOUCHDOWN	1 - 87	0:14
DCA		D16	03:54	Kickoff	D14	01:57	Punt	3 - (2)	1:57
FCS		D39	01:57	Punt	F50	00:09	Punt	3 - (11)	1:48
DCA		D16	00:09	Punt	D25	00:00	End of half	2 - 9	0:09
DCA	3rd	D27	12:00	Kickoff	F00	05:49	*TOUCHDOWN	11 - 73	6:11 .
FCS		F28	05:49	Kickoff	D48	02:47	Punt	5 - 24	3:02
DCA		D21	02:47	Punt	D29	01:04	Punt	3 - 8	1:43
FCS		F12	01:04	Punt	D00	09:02	*TOUCHDOWN	9 - 88	4:02 .
DCA	4th	D03	09:02	Kickoff	D11	05:57	Punt	4 - 8	3:05
FCS		F38	05:57	Punt	D00	01:27	*TOUCHDOWN	8 - 62	4:30
DCA		D21	01:27	Kickoff	F40	00:10	Downs	7 - 39	1:17
FCS		F40	00:10	Downs	F38	00:00	End of half	1 - (2)	0:10

Play-by-Play Summary (1st quarter)
DCA vs Friendship Christian (Dec. 2, 2017 at Cookeville, Tenn.)

Captains: Friendship Chr. 33, 3, 62, 22; DCA 12, 77, 40
DCA wins toss and elects to defer; Friendship defends south goal

		Francis, Tyler kickoff 56 yards to the FCS4, Champion, D. return 20 yards to the FCS24 (Greenway, J.).	
1-10	FCS 24	Foutch, Jajuan rush for no gain to the FCS24 (Troup, Houston).	
2-10	FCS 24	Foutch, Jajuan rush for 5 yards to the FCS29 (Stanton, Riley;Bruce, Jon).	
3-5	FCS 29	Seagraves, J. rush for 3 yards to the FCS32 (Oakley, Colton;Schierling, J.).	
4-2	FCS 32	Reece, Braden punt 53 yards to the DCA15, downed.	

3 plays, 8 yards, 2:11

DCA drive start at 09:49.

1-10	DCA 15	Mosley, Henry pass complete to Oakley, Colton for 19 yards to the DCA34, fumble forced by Bostian, Jacob, fumble by Oakley, Colton recovered by FCS Holcombe, Chad at DCA49.	

1 play, 34 yards, 0:11

FRIENDSHIP CHRISTIAN drive start at 09:38.

1-10	DCA 49	Foutch, Jajuan rush for 25 yards to the DCA24, 1ST DOWN FCS, out-of-bounds (Oakley, Colton).	R1
1-10	DCA 24	Foutch, Jajuan rush for 12 yards to the DCA12, 1ST DOWN FCS (Francis, Tyler).	R2
1-10	DCA 12	Seagraves, J. rush for 7 yards to the DCA5 (Bruce, Jon).	
2-3	DCA 05	Foutch, Jajuan rush for no gain to the DCA5 (Stanton, Riley;Johnson, Blake).	
3-3	DCA 05	Foutch, Jajuan rush for 5 yards to the DCA0, 1ST DOWN FCS, TOUCHDOWN, clock 07:54.	R3
1-G	DCA 03	Kane, Neill kick attempt good.	

Friendship Christian 7, DCA 0

5 plays, 49 yards, 1:44

		Kane, Neill kickoff 28 yards to the DCA32, Austin, Mason return 5 yards to the DCA37 (Holcombe, Cade).	

DCA drive start at 07:54.

1-10	DCA 37	Mosley, Henry pass complete to Oakley, Colton for 13 yards to the 50 yardline, 1ST DOWN DCA (Champion, D.).	P1
1-10	DCA 50	Troup, Houston rush for loss of 4 yards to the DCA46 (Holcombe, Cade;Bostian, Jacob).	
2-14	DCA 46	Troup, Houston rush for 4 yards to the 50 yardline (Taylor, Gray;Holcombe, Chad).	
3-10	DCA 50	Mosley, Henry pass incomplete to Oakley, Colton.	
4-10	DCA 50	Mosley, Henry punt 36 yards to the FCS14, fair catch by Jamison, Ben.	

4 plays, 13 yards, 1:53

FRIENDSHIP CHRISTIAN drive start at 06:01.

1-10	FCS 14	Foutch, Jajuan rush for 6 yards to the FCS20 (Troup, Houston).	
2-4	FCS 20	Seagraves, J. rush for 2 yards to the FCS22 (Francis, Tyler).	
3-2	FCS 22	Foutch, Jajuan rush for loss of 2 yards to the FCS20 (Troup, Houston), PENALTY FCS holding (Smith, Luke) 10 yards to the FCS10.	
3-14	FCS 10	Reece, Braden pass intercepted by Greenway, J. at the 50 yardline, Greenway, J. return 22 yards to the FCS28 (Bostian, Jacob).	

4 plays, minus 4 yards, 0:00

DCA drive start at 06:01.

1-10	FCS 28	Mosley, Henry sacked for loss of 2 yards to the FCS30 (Carman, Taylor;Cherry, Jackson).	
2-12	FCS 30	2nd and 12.	
2-12	FCS 30	Troup, Houston rush for 1 yard to the FCS29 (Cherry, Jackson;Skeen, Matthew).	
3-11	FCS 29	Mosley, Henry rush for 2 yards to the FCS27, out-of-bounds (Filson, Seth), PENALTY FCS personal foul (Filson, Seth) 14 yards to the FCS13, 1ST DOWN DCA.	X2
1-10	FCS 13	1st and 10.	
1-10	FCS 13	Timeout DCA, clock 03:05.	
1-10	FCS 13	Troup, Houston rush for 3 yards to the FCS10 (Carman, Taylor).	
2-7	FCS 10	Mosley, Henry pass complete to Austin, Mason for 5 yards to the FCS5, out-of-bounds (Cherry, Jackson).	
3-2	FCS 05	Mosley, Henry rush for 4 yards to the FCS1, 1ST DOWN DCA, out-of-bounds (Taylor, Gray;Holcombe, Chad).	R3
1-G	FCS 01	Mosley, Henry rush for no gain to the FCS1 (Carman, Taylor;Smith, Luke).	
2-G	FCS 01	PENALTY DCA false start (Francis, Tyler) 5 yards to the FCS6.	
2-G	FCS 06	Johnson, Blake rush for loss of 4 yards to the FCS10 (Jackson, Ryan).	
3-G	FCS 10	Mosley, Henry pass incomplete to Bruce, Jon, QB hurry by Cherry, Jackson.	
4-G	FCS 10	PENALTY DCA false start (Williams, J.) 5 yards to the FCS15.	
4-G	FCS 15	PENALTY DCA false start (Lockhart, Rajah) 5 yards to the FCS20.	
4-G	FCS 20	Francis, Tyler field goal attempt from 37 GOOD, clock 00:07.	

Friendship Christian 7, DCA 3

10 plays, 8 yards, 6:01

		Francis, Tyler kickoff 57 yards to the FCS3, Foutch, Jajuan return 32 yards to the FCS35 (Lewis, Jordan).	

FRIENDSHIP CHRISTIAN drive start at 00:00.

END OF 1st QUARTER: Friendship Christian 7, DCA 3

Play-by-Play Summary (1st quarter)
DCA vs Friendship Christian (Dec. 2, 2017 at Cookeville, Tenn.)

		Time	1st Downs				Conversions				
Quarter Summary	Score	Poss	R	P	X	T	3rd	4th	Rushing	Passing	Penalties
DCA	3	08:05	1	1	1	3	1-3	0-0	9-4	3-5-0-52	3-15
Friendship Christian	7	03:55	3	0	0	3	1-3	0-0	11-63	0-1-1-0	2-24

Quickie Statistics (1st quarter)
DCA vs Friendship Christian (Dec. 2, 2017 at Cookeville, Tenn.)

	DCA	FCS
Score	3	7
FIRST DOWNS	3	3
RUSHES-YARDS (NET)	9-4	11-63
PASSING YDS (NET)	52	0
Passes Att-Comp-Int	5-3-0	1-0-1
TOTAL OFFENSE PLAYS-YARDS	14-56	12-63
Fumble Returns-Yards	0-0	0-0
Punt Returns-Yards	0-0	0-0
Kickoff Returns-Yards	1-5	2-52
Interception Returns-Yards	1-22	0-0
Punts (Number-Avg)	1-36.0	1-53.0
Fumbles-Lost	1-1	0-0
Penalties-Yards	3-15	2-24
Possession Time	08:05	03:55
Third-Down Conversions	1 of 3	1 of 3
Fourth-Down Conversions	0 of 0	0 of 0

DCA

Rushing	No.	Gain	Loss	Net	TD	Lg	Avg
Troup, Houston	4	8	4	4	0	4	1.0
Mosley, Henry	4	6	2	4	0	4	1.0
Johnson, Blake	1	0	4	-4	0	0	-4.0

Passing	C-A-I	Yds	TD	Long	Sack
Mosley, Henry	3-5-0	52	0	19	1

Receiving	No.	Yards	TD	Long
Oakley, Colton	2	47	0	19
Austin, Mason	1	5	0	5

Punting	No.	Yds	Avg	Long	In20	TB
Mosley, Henry	1	36	36.0	36	1	0

Punt Returns	No.	Yards	TD	Long

Kick Returns	No.	Yards	TD	Long
Austin, Mason	1	5	0	5

Tackles	UA-A	Total	Sacks	TFL
Troup, Houston	3-0	3	0.0	1.0
Francis, Tyler	2-0	2	0.0	0.0
Oakley, Colton	1-1	2	0.0	0.0
Bruce, Jon	1-1	2	0.0	0.0

Friendship Christian

Rushing	No.	Gain	Loss	Net	TD	Lg	Avg
Foutch, Jajuan	8	53	2	51	1	25	6.4
Seagraves, J.	3	12	0	12	0	7	4.0

Passing	C-A-I	Yds	TD	Long	Sack
Reece, Braden	0-1-1	0	0	0	0

Receiving	No.	Yards	TD	Long

Punting	No.	Yds	Avg	Long	In20	TB
Reece, Braden	1	53	53.0	53	1	0

Punt Returns	No.	Yards	TD	Long

Kick Returns	No.	Yards	TD	Long
Champion, D.	1	20	0	20
Foutch, Jajuan	1	32	0	32

Tackles	UA-A	Total	Sacks	TFL
Bostian, Jacob	2-1	3	0.0	0.5
Carman, Taylor	1-2	3	0.5	0.5
Cherry, Jackson	1-2	3	0.5	0.5
Holcombe, Cade	1-1	2	0.0	0.5

Qtr	Time	Scoring Play	V-H
1st	07:54	FCS - Foutch, Jajuan 5 yd run (Kane, Neill kick), 5-49 1:44	0 - 7
	00:07	DCA - Francis, Tyler 37 yd field goal, 10-8 6:01	3 - 7

Play-by-Play Summary (2nd quarter)
DCA vs Friendship Christian (Dec. 2, 2017 at Cookeville, Tenn.)

1-10	FCS 35	Start of 2nd quarter, clock 12:00.	
1-10	FCS 35	Seagraves, J. rush for 22 yards to the DCA43, 1ST DOWN FCS (Greenway, J.).	R4
1-10	DCA 43	Foutch, Jajuan rush for 13 yards to the DCA30, 1ST DOWN FCS (Schierling, J.).	R5
1-10	DCA 30	Seagraves, J. rush for 10 yards to the DCA20, 1ST DOWN FCS (Troup, Houston).	R6
1-10	DCA 20	Seagraves, J. rush for 4 yards to the DCA16 (Wyatt, Hunter;Lockhart, Rajah).	
2-6	DCA 16	Foutch, Jajuan rush for loss of 1 yard to the DCA17, PENALTY FCS holding (Powers, Cade) 10 yards to the DCA27.	
2-17	DCA 27	1st and 27.	
1-G	DCA 27	Foutch, Jajuan rush for 21 yards to the DCA6 (Bruce, Jon).	
2-G	DCA 06	1st and 6.	
1-G	DCA 06	Seagraves, J. rush for 4 yards to the DCA2 (Stanton, Riley).	
2-G	DCA 02	Seagraves, J. rush for no gain to the DCA2 (Stanton, Riley;Troup, Houston).	
3-G	DCA 02	Timeout Friendship Christian, clock 08:38.	
3-G	DCA 02	PENALTY FCS false start (Holcombe, Cade) 5 yards to the DCA7.	
3-G	DCA 07	Foutch, Jajuan rush for 5 yards to the DCA2 (Oakley, Colton;Troup, Houston).	
4-G	DCA 02	Timeout Friendship Christian, clock 08:07.	
4-G	DCA 02	Foutch, Jajuan rush for 2 yards to the DCA0, TOUCHDOWN, clock 08:02.	
1-G	DCA 03	Kane, Neill kick attempt good.	

Friendship Christian 14, DCA 3

10 plays, 65 yards, 3:58

Kane, Neill kickoff 51 yards to the DCA9, Oakley, Colton return 15 yards to the DCA24 (Holcombe, Cade;Robinson, J.).

DCA drive start at 08:02.

1-10	DCA 24	Troup, Houston rush for no gain to the DCA24 (Carman, Taylor).	
2-10	DCA 24	Mosley, Henry pass complete to Oakley, Colton for 21 yards to the DCA45, 1ST DOWN DCA, out-of-bounds (Champion, D.).	P4
1-10	DCA 45	Mosley, Henry rush for 4 yards to the DCA49, out-of-bounds (Carman, Taylor).	
2-6	DCA 49	Mosley, Henry pass incomplete to Oakley, Colton (Champion, D.), QB hurry by Smith, Luke.	
3-6	DCA 49	Mosley, Henry rush for 7 yards to the FCS44, 1ST DOWN DCA, out-of-bounds (Filson, Seth), PENALTY FCS personal foul (Filson, Seth) 15 yards to the FCS29, 1ST DOWN DCA.	X6
1-10	FCS 29	1st and 10.	
1-10	FCS 29	Mosley, Henry rush for loss of 3 yards to the FCS32 (Filson, Seth).	
2-13	FCS 32	Mosley, Henry sacked for loss of 8 yards to the FCS40 (Filson, Seth;Carman, Taylor), QB hurry by Jackson, Ryan, PENALTY DCA holding (Lockhart, Rajah) 10 yards to the 50 yardline.	
2-31	DCA 50	2nd and 31.	
2-31	DCA 50	Troup, Houston rush for 13 yards to the FCS37 (Bostian, Jacob).	
3-18	FCS 37	Mosley, Henry sacked for loss of 7 yards to the FCS44 (Smith, Luke).	
4-25	FCS 44	Mosley, Henry punt 31 yards to the FCS13, downed.	

9 plays, 32 yards, 3:54

FRIENDSHIP CHRISTIAN drive start at 04:08.

1-10	FCS 13	Foutch, Jajuan rush for 87 yards to the DCA0, 1ST DOWN FCS, TOUCHDOWN, clock 03:54.	R7
1-G	DCA 03	Kane, Neill kick attempt good.	

Friendship Christian 21, DCA 3

1 play, 87 yards, 0:14

Kane, Neill kickoff 54 yards to the DCA6, Oakley, Colton return 10 yards to the DCA16 (Mahoney, Colt;Holcombe, Cade).

DCA drive start at 03:54.

1-10	DCA 16	Troup, Houston rush for 4 yards to the DCA20 (Holcombe, Chad;Filson, Seth).
2-6	DCA 20	Mosley, Henry pass incomplete to Oakley, Colton (Bostian, Jacob).
3-6	DCA 20	Timeout DCA, clock 02:58.
3-6	DCA 20	Mosley, Henry sacked for loss of 6 yards to the DCA14 (Jackson, Ryan).
4-12	DCA 14	Mosley, Henry punt 31 yards to the DCA45, Jamison, Ben return 6 yards to the DCA39 (Glascock, C.).

3 plays, minus 2 yards, 1:57

FRIENDSHIP CHRISTIAN drive start at 01:57.

1-10	DCA 39	Seagraves, J. rush for 2 yards to the DCA37 (Johnson, Blake).
2-8	DCA 37	Foutch, Jajuan rush for 1 yard to the DCA36 (Oakley, Colton).
3-7	DCA 36	Timeout Friendship Christian, clock 00:34.
3-7	DCA 36	Reece, Braden sacked for loss of 14 yards to the 50 yardline (Stanton, Riley).
4-21	FCS 50	Timeout DCA, clock 00:16.
4-21	FCS 50	Carman, Taylor punt 34 yards to the DCA16, fair catch by Greenway, J..

3 plays, minus 11 yards, 1:48

DCA drive start at 00:09.

1-10	DCA 16	Troup, Houston rush for 9 yards to the DCA25, out-of-bounds (Carman, Taylor).
2-1	DCA 25	PENALTY DCA delay of game 5 yards to the DCA20.
2-6	DCA 20	Troup, Houston rush for 5 yards to the DCA25 (Carman, Taylor). End of half, clock 00:00.

2 plays, 9 yards, 0:09

END OF 2nd QUARTER: Friendship Christian 21, DCA 3

Play-by-Play Summary (2nd quarter)
DCA vs Friendship Christian (Dec. 2, 2017 at Cookeville, Tenn.)

		Time	1st Downs				Conversions				
Quarter Summary	Score	Poss	R	P	X	T	3rd	4th	Rushing	Passing	Penalties
DCA	0	06:00	1	1	1	3	1-3	0-0	11-18	1-3-0-21	2-15
Friendship Christian	14	06:00	4	0	0	4	0-2	1-1	14-156	0-0-0-0	3-30

Quickie Statistics (Halftime)
DCA vs Friendship Christian (Dec. 2, 2017 at Cookeville, Tenn.)

	DCA	FCS
Score	3	21
FIRST DOWNS	6	7
RUSHES-YARDS (NET)	20-22	25-219
PASSING YDS (NET)	73	0
Passes Att-Comp-Int	8-4-0	1-0-1
TOTAL OFFENSE PLAYS-YARDS	28-95	26-219
Fumble Returns-Yards	0-0	0-0
Punt Returns-Yards	0-0	1-6
Kickoff Returns-Yards	3-30	2-52
Interception Returns-Yards	1-22	0-0
Punts (Number-Avg)	3-32.7	2-43.5
Fumbles-Lost	1-1	0-0
Penalties-Yards	5-30	5-54
Possession Time	14:05	09:55
Third-Down Conversions	2 of 6	1 of 5
Fourth-Down Conversions	0 of 0	1 of 1

DCA

Rushing	No.	Gain	Loss	Net	TD	Lg	Avg
Troup, Houston	9	39	4	35	0	13	3.9
Johnson, Blake	1	0	4	-4	0	0	-4.0
Mosley, Henry	10	17	26	-9	0	7	-0.9

Passing	C-A-I	Yds	TD	Long	Sack
Mosley, Henry	4-8-0	73	0	21	4

Receiving	No.	Yards	TD	Long
Oakley, Colton	3	68	0	21
Austin, Mason	1	5	0	5

Punting	No.	Yds	Avg	Long	In20	TB
Mosley, Henry	3	98	32.7	36	2	0

Punt Returns	No.	Yards	TD	Long

Kick Returns	No.	Yards	TD	Long
Oakley, Colton	2	25	0	15
Austin, Mason	1	5	0	5

Tackles	UA-A	Total	Sacks	TFL
Troup, Houston	4-2	6	0.0	1.0
Stanton, Riley	2-3	5	1.0	1.0
Oakley, Colton	2-2	4	0.0	0.0
Bruce, Jon	2-1	3	0.0	0.0

Friendship Christian

Rushing	No.	Gain	Loss	Net	TD	Lg	Avg
Foutch, Jajuan	15	182	3	179	3	87	11.9
Seagraves, J.	9	54	0	54	0	22	6.0
Reece, Braden	1	0	14	-14	0	0	-14.0

Passing	C-A-I	Yds	TD	Long	Sack
Reece, Braden	0-1-1	0	0	0	1

Receiving	No.	Yards	TD	Long

Punting	No.	Yds	Avg	Long	In20	TB
Carman, Taylor	1	34	34.0	34	1	0
Reece, Braden	1	53	53.0	53	1	0

Punt Returns	No.	Yards	TD	Long
Jamison, Ben	1	6	0	6

Kick Returns	No.	Yards	TD	Long
Champion, D.	1	20	0	20
Foutch, Jajuan	1	32	0	32

Tackles	UA-A	Total	Sacks	TFL
Carman, Taylor	5-3	8	1.0	1.0
Filson, Seth	3-2	5	0.5	1.5
Bostian, Jacob	3-1	4	0.0	0.5
Holcombe, Cade	1-3	4	0.0	0.5

Qtr	Time	Scoring Play	V-H
1st	07:54	FCS - Foutch, Jajuan 5 yd run (Kane, Neill kick), 5-49 1:44	0 - 7
	00:07	DCA - Francis, Tyler 37 yd field goal, 10-8 6:01	3 - 7
2nd	08:02	FCS - Foutch, Jajuan 2 yd run (Kane, Neill kick), 10-65 3:58	3 - 14
	03:54	FCS - Foutch, Jajuan 87 yd run (Kane, Neill kick), 1-87 0:14	3 - 21

Play-by-Play Summary (3rd quarter)
DCA vs Friendship Christian (Dec. 2, 2017 at Cookeville, Tenn.)

		Start of 3rd quarter, clock 12:00.	
3-1	DCA 25	FCS ball on FCS40.	
		Kane, Neill kickoff 48 yards to the DCA12, Wyatt, Hunter return 15 yards to the DCA27 (Eskew, Jackson).	

DCA drive start at 12:00.

1-10	DCA 27	Troup, Houston rush for loss of 1 yard to the DCA26 (Holcombe, Cade).	
2-11	DCA 26	Mosley, Henry rush for 3 yards to the DCA29 (Carman, Taylor).	
3-8	DCA 29	Mosley, Henry pass complete to Bruce, Jon for 14 yards to the DCA43, 1ST DOWN DCA.	P7
1-10	DCA 43	Mosley, Henry rush for 15 yards to the FCS42, 1ST DOWN DCA (Bostian, Jacob).	R8
1-10	FCS 42	Wyatt, Hunter rush for 13 yards to the FCS29, 1ST DOWN DCA, out-of-bounds (Filson, Seth;Carman, Taylor).	R9
1-10	FCS 29	Wyatt, Hunter rush for 4 yards to the FCS25 (Carman, Taylor).	
2-6	FCS 25	Mosley, Henry pass incomplete to Oakley, Colton.	
3-6	FCS 25	Mosley, Henry rush for 2 yards to the FCS23 (Holcombe, Cade).	
4-4	FCS 23	Timeout DCA, clock 07:12.	
4-4	FCS 23	Mosley, Henry pass complete to Austin, Mason for 12 yards to the FCS11, 1ST DOWN DCA (Holcombe, Chad).	P10
1-10	FCS 11	Troup, Houston rush for 2 yards to the FCS9 (Carman, Taylor).	
2-8	FCS 09	Greenway, J. rush for 9 yards to the FCS0, 1ST DOWN DCA, TOUCHDOWN, clock 05:49.	R11
1-G	FCS 03	Francis, Tyler kick attempt good.	

Friendship Christian 21, DCA 10

11 plays, 73 yards, 6:11

Francis, Tyler kickoff 32 yards to the FCS28, Foutch, Jajuan return 0 yards to the FCS28.

FRIENDSHIP CHRISTIAN drive start at 05:49.

1-10	FCS 28	Foutch, Jajuan rush for 4 yards to the FCS32 (Austin, Mason).	
2-6	FCS 32	Seagraves, J. rush for 16 yards to the FCS48, 1ST DOWN FCS, out-of-bounds (Bruce, Jon).	R8
1-10	FCS 48	Foutch, Jajuan rush for 3 yards to the DCA49 (Troup, Houston).	
2-7	DCA 49	Foutch, Jajuan rush for 5 yards to the DCA44 (Wyatt, Hunter).	
3-2	DCA 44	Reece, Braden rush for loss of 4 yards to the DCA48.	
4-6	DCA 48	Carman, Taylor punt 27 yards to the DCA21, downed.	

5 plays, 24 yards, 3:02

DCA drive start at 02:47.

1-10	DCA 21	Troup, Houston rush for 3 yards to the DCA24 (Carman, Taylor).
2-7	DCA 24	Wyatt, Hunter rush for 5 yards to the DCA29 (Taylor, Gray;Bostian, Jacob).
3-2	DCA 29	Mosley, Henry pass incomplete to Austin, Mason.
4-2	DCA 29	Mosley, Henry punt 43 yards to the FCS28, Jamison, Ben return -5 yards to the FCS23 (Johnson, Blake), PENALTY FCS illegal block (Filson, Seth) 11 yards to the FCS12, 1st and 10, FCS ball on FCS12, PENALTY FCS illegal block declined.

3 plays, 8 yards, 1:43

FRIENDSHIP CHRISTIAN drive start at 01:04.

1-10	FCS 12	Seagraves, J. rush for 6 yards to the FCS18 (Francis, Tyler), PENALTY DCA face mask 5 yards to the FCS23, PENALTY FCS personal foul 11 yards to the FCS12.
1-10	FCS 12	1st and 10.
1-10	FCS 12	Foutch, Jajuan rush for 5 yards to the FCS17 (Bruce, Jon;Johnson, Blake).
2-5	FCS 17	Foutch, Jajuan rush for loss of 1 yard to the FCS16 (Schierling, J.), PENALTY FCS holding 8 yards to the FCS8.
2-14	FCS 08	2nd and 14.

END OF 3rd QUARTER: Friendship Christian 21, DCA 10

		Time	1st Downs				Conversions				
Quarter Summary	Score	Poss	R	P	X	T	3rd	4th	Rushing	Passing	Penalties
DCA	7	07:54	3	2	0	5	1-3	1-1	10-55	2-4-0-26	1-5
Friendship Christian	0	04:06	1	0	0	1	0-1	0-0	8-34	0-0-0-0	3-30

Quickie Statistics (3rd quarter)
DCA vs Friendship Christian (Dec. 2, 2017 at Cookeville, Tenn.)

	DCA	FCS
Score	10	21
FIRST DOWNS	11	8
RUSHES-YARDS (NET)	30-77	33-253
PASSING YDS (NET)	99	0
Passes Att-Comp-Int	12-6-0	1-0-1
TOTAL OFFENSE PLAYS-YARDS	42-176	34-253
Fumble Returns-Yards	0-0	0-0
Punt Returns-Yards	0-0	2-1
Kickoff Returns-Yards	4-45	3-52
Interception Returns-Yards	1-22	0-0
Punts (Number-Avg)	4-35.2	3-38.0
Fumbles-Lost	1-1	0-0
Penalties-Yards	6-35	8-84
Possession Time	21:59	14:01
Third-Down Conversions	3 of 9	1 of 6
Fourth-Down Conversions	1 of 1	1 of 1

DCA

Rushing	No.	Gain	Loss	Net	TD	Lg	Avg
Troup, Houston	12	44	5	39	0	13	3.2
Wyatt, Hunter	3	22	0	22	0	13	7.3
Mosley, Henry	13	37	26	11	0	15	0.8
Greenway, J.	1	9	0	9	1	9	9.0

Passing	C-A-I	Yds	TD	Long	Sack
Mosley, Henry	6-12-0	99	0	21	4

Receiving	No.	Yards	TD	Long
Oakley, Colton	3	68	0	21
Austin, Mason	2	17	0	12
Bruce, Jon	1	14	0	14

Punting	No.	Yds	Avg	Long	In20	TB
Mosley, Henry	4	141	35.2	43	2	0

Punt Returns	No.	Yards	TD	Long

Kick Returns	No.	Yards	TD	Long
Oakley, Colton	2	25	0	15
Austin, Mason	1	5	0	5

Tackles	UA-A	Total	Sacks	TFL
Troup, Houston	5-2	7	0.0	1.0
Bruce, Jon	3-2	5	0.0	0.0
Stanton, Riley	2-3	5	1.0	1.0
Oakley, Colton	2-2	4	0.0	0.0

Friendship Christian

Rushing	No.	Gain	Loss	Net	TD	Lg	Avg
Foutch, Jajuan	20	199	4	195	3	87	9.8
Seagraves, J.	11	76	0	76	0	22	6.9
Reece, Braden	2	0	18	-18	0	0	-9.0

Passing	C-A-I	Yds	TD	Long	Sack
Reece, Braden	0-1-1	0	0	0	1

Receiving	No.	Yards	TD	Long

Punting	No.	Yds	Avg	Long	In20	TB
Carman, Taylor	2	61	30.5	34	1	0
Reece, Braden	1	53	53.0	53	1	0

Punt Returns	No.	Yards	TD	Long
Jamison, Ben	2	1	0	6

Kick Returns	No.	Yards	TD	Long
Foutch, Jajuan	2	32	0	32
Champion, D.	1	20	0	20

Tackles	UA-A	Total	Sacks	TFL
Carman, Taylor	9-4	13	1.0	1.0
Bostian, Jacob	4-2	6	0.0	0.5
Filson, Seth	3-3	6	0.5	1.5
Holcombe, Cade	3-3	6	0.0	1.5

Qtr	Time	Scoring Play	V-H
1st	07:54	FCS - Foutch, Jajuan 5 yd run (Kane, Neill kick), 5-49 1:44	0 - 7
	00:07	DCA - Francis, Tyler 37 yd field goal, 10-8 6:01	3 - 7
2nd	08:02	FCS - Foutch, Jajuan 2 yd run (Kane, Neill kick), 10-65 3:58	3 - 14
	03:54	FCS - Foutch, Jajuan 87 yd run (Kane, Neill kick), 1-87 0:14	3 - 21
3rd	05:49	DCA - Greenway, J. 9 yd run (Francis, Tyler kick), 11-73 6:11	10 - 21

Play-by-Play Summary (4th quarter)
DCA vs Friendship Christian (Dec. 2, 2017 at Cookeville, Tenn.)

2-14	FCS 08	Start of 4th quarter, clock 12:00.	
2-14	FCS 08	Jamison, Ben rush for 27 yards to the FCS35, 1ST DOWN FCS, out-of-bounds (Oakley, Colton).	R9
1-10	FCS 35	Foutch, Jajuan rush for 37 yards to the DCA28, 1ST DOWN FCS (Oakley, Colton).	R10
1-10	DCA 28	Seagraves, J. rush for loss of 3 yards to the DCA31 (Austin, Mason).	
2-13	DCA 31	Seagraves, J. rush for 15 yards to the DCA16, 1ST DOWN FCS (Wyatt, Hunter).	R11
1-10	DCA 16	Seagraves, J. rush for 15 yards to the DCA1, 1ST DOWN FCS (Carnahan, Chase).	R12
1-G	DCA 01	Reece, Braden rush for 1 yard to the DCA0, TOUCHDOWN, clock 09:02.	
1-G	DCA 03	Kane, Neill kick attempt good.	

Friendship Christian 28, DCA 10

9 plays, 88 yards, 4:02

Kane, Neill kickoff 56 yards to the DCA4, Oakley, Colton return -1 yards to the DCA3 (Alexander, H.).

DCA drive start at 09:02.

1-10	DCA 03	Mosley, Henry pass complete to Oakley, Colton for 23 yards to the DCA26, 1ST DOWN DCA (Holcombe, Chad;Champion, D.).	P12
1-10	DCA 26	PENALTY DCA false start (Johnson, Blake) 5 yards to the DCA21.	
1-15	DCA 21	Mosley, Henry sacked for loss of 4 yards to the DCA17 (Skeen, Matthew).	
2-19	DCA 17	Mosley, Henry rush for 1 yard to the DCA18 (Carman, Taylor).	
3-18	DCA 18	Mosley, Henry sacked for loss of 7 yards to the DCA11 (Gallatin, Ernie).	
4-25	DCA 11	Mosley, Henry punt 51 yards to the FCS38, downed.	

4 plays, 8 yards, 3:05

FRIENDSHIP CHRISTIAN drive start at 05:57.

1-10	FCS 38	Seagraves, J. rush for 6 yards to the FCS44 (Wyatt, Hunter).	
2-4	FCS 44	Foutch, Jajuan rush for 5 yards to the FCS49, 1ST DOWN FCS (Oakley, Colton;Johnson, Blake).	R13
1-10	FCS 49	Foutch, Jajuan rush for 8 yards to the DCA43 (Oakley, Colton;Wyatt, Hunter).	
2-2	DCA 43	Seagraves, J. rush for 4 yards to the DCA39, 1ST DOWN FCS (Johnson, Blake).	R14
1-10	DCA 39	PENALTY FCS personal foul (Powers, Cade) 15 yards to the FCS46.	
1-25	FCS 46	1st and 10.	
1-10	FCS 46	Timeout Friendship Christian, clock 03:29.	
1-10	FCS 46	Seagraves, J. rush for 4 yards to the 50 yardline (Oakley, Colton).	
2-6	FCS 50	Seagraves, J. rush for 8 yards to the DCA42, 1ST DOWN FCS (Wyatt, Hunter).	R15
1-10	DCA 42	Foutch, Jajuan rush for 25 yards to the DCA17, 1ST DOWN FCS (Bruce, Jon).	R16
1-10	DCA 17	PENALTY FCS delay of game 5 yards to the DCA22.	
1-15	DCA 22	Foutch, Jajuan rush for 22 yards to the DCA0, 1ST DOWN FCS, TOUCHDOWN, clock 01:27.	R17
1-G	DCA 03	Jamison, Ben pass attempt failed.	

Friendship Christian 34, DCA 10

8 plays, 62 yards, 4:30

Kane, Neill kickoff 40 yards to the DCA20, Wyatt, Hunter return 1 yards to the DCA21 (Holcombe, Cade).

DCA drive start at 01:27.

1-10	DCA 21	PENALTY FCS substitution infraction 5 yards to the DCA26.	
1-5	DCA 26	Mosley, Henry pass complete to Greenway, J. for 16 yards to the DCA42, 1ST DOWN DCA (Holcombe, Chad).	P13
1-10	DCA 42	Mosley, Henry pass incomplete to Francis, Tyler.	
2-10	DCA 42	Mosley, Henry rush for 15 yards to the FCS43, 1ST DOWN DCA (Filson, Seth).	R14
1-10	FCS 43	Mosley, Henry pass complete to Greenway, J. for 7 yards to the FCS36, out-of-bounds (Holcombe, Cade).	
2-3	FCS 36	Mosley, Henry pass incomplete to Oakley, Colton.	
3-3	FCS 36	PENALTY DCA false start (Francis, Tyler) 5 yards to the FCS41.	
3-8	FCS 41	Mosley, Henry pass complete to Troup, Houston for 1 yard to the FCS40 (Carman, Taylor).	
4-7	FCS 40	Timeout DCA, clock 00:17.	
4-7	FCS 40	Mosley, Henry pass incomplete to Greenway, J., QB hurry by Gallatin, Ernie.	

7 plays, 39 yards, 1:17

FRIENDSHIP CHRISTIAN drive start at 00:10.

1-10	FCS 40	TEAM rush for loss of 2 yards to the FCS38.	
		End of game, clock 00:00.	

1 play, minus 2 yards, 0:10

FINAL SCORE: Friendship Christian 34, DCA 10

		Time	1st Downs				Conversions				
Quarter Summary	Score	Poss	R	P	X	T	3rd	4th	Rushing	Passing	Penalties
DCA	0	04:22	1	2	0	3	0-2	0-1	4-5	4-7-0-47	2-10
Friendship Christian	13	07:38	9	0	0	9	0-0	0-0	15-172	0-0-0-0	3-25

Quickie Statistics (4th quarter)
DCA vs Friendship Christian (Dec. 2, 2017 at Cookeville, Tenn.)

	DCA	FCS
Score	10	34
FIRST DOWNS	14	17
RUSHES-YARDS (NET)	34-82	48-425
PASSING YDS (NET)	146	0
Passes Att-Comp-Int	19-10-0	1-0-1
TOTAL OFFENSE PLAYS-YARDS	53-228	49-425
Fumble Returns-Yards	0-0	0-0
Punt Returns-Yards	0-0	2-1
Kickoff Returns-Yards	6-45	3-52
Interception Returns-Yards	1-22	0-0
Punts (Number-Avg)	5-38.4	3-38.0
Fumbles-Lost	1-1	0-0
Penalties-Yards	8-45	11-109
Possession Time	26:21	21:39
Third-Down Conversions	3 of 11	1 of 6
Fourth-Down Conversions	1 of 2	1 of 1

DCA

Rushing	No.	Gain	Loss	Net	TD	Lg	Avg
Troup, Houston	12	44	5	39	0	13	3.2
Wyatt, Hunter	3	22	0	22	0	13	7.3
Mosley, Henry	17	53	37	16	0	15	0.9
Greenway, J.	1	9	0	9	1	9	9.0

Passing	C-A-I	Yds	TD	Long	Sack
Mosley, Henry	10-19-0	146	0	23	6

Receiving	No.	Yards	TD	Long
Oakley, Colton	4	91	0	23
Greenway, J.	2	23	0	16
Austin, Mason	2	17	0	12
Bruce, Jon	1	14	0	14

Punting	No.	Yds	Avg	Long	In20	TB
Mosley, Henry	5	192	38.4	51	2	0

Punt Returns	No.	Yards	TD	Long

Kick Returns	No.	Yards	TD	Long
Oakley, Colton	3	24	0	15
Wyatt, Hunter	2	16	0	15

Tackles	UA-A	Total	Sacks	TFL
Oakley, Colton	5-4	9	0.0	0.0
Troup, Houston	5-2	7	0.0	1.0
Bruce, Jon	4-2	6	0.0	0.0
Wyatt, Hunter	4-2	6	0.0	0.0

Friendship Christian

Rushing	No.	Gain	Loss	Net	TD	Lg	Avg
Foutch, Jajuan	25	296	4	292	4	87	11.7
Seagraves, J.	18	128	3	125	0	22	6.9
Jamison, Ben	1	27	0	27	0	27	27.0
TEAM	1	0	2	-2	0	0	-2.0

Passing	C-A-I	Yds	TD	Long	Sack
Reece, Braden	0-1-1	0	0	0	1

Receiving	No.	Yards	TD	Long

Punting	No.	Yds	Avg	Long	In20	TB
Carman, Taylor	2	61	30.5	34	1	0
Reece, Braden	1	53	53.0	53	1	0

Punt Returns	No.	Yards	TD	Long
Jamison, Ben	2	1	0	6

Kick Returns	No.	Yards	TD	Long
Foutch, Jajuan	2	32	0	32
Champion, D.	1	20	0	20

Tackles	UA-A	Total	Sacks	TFL
Carman, Taylor	11-4	15	1.0	1.0
Holcombe, Cade	5-3	8	0.0	1.5
Filson, Seth	4-3	7	0.5	1.5
Bostian, Jacob	4-2	6	0.0	0.5

Qtr	Time	Scoring Play	V-H
1st	07:54	FCS - Foutch, Jajuan 5 yd run (Kane, Neill kick), 5-49 1:44	0 - 7
	00:07	DCA - Francis, Tyler 37 yd field goal, 10-8 6:01	3 - 7
2nd	08:02	FCS - Foutch, Jajuan 2 yd run (Kane, Neill kick), 10-65 3:58	3 - 14
	03:54	FCS - Foutch, Jajuan 87 yd run (Kane, Neill kick), 1-87 0:14	3 - 21
3rd	05:49	DCA - Greenway, J. 9 yd run (Francis, Tyler kick), 11-73 6:11	10 - 21
4th	09:02	FCS - Reece, Braden 1 yd run (Kane, Neill kick), 9-88 4:02	10 - 28
	01:27	FCS - Foutch, Jajuan 22 yd run (Jamison, Ben pass failed), 8-62 4:30	10 - 34

Quickie Statistics (Final)
DCA vs Friendship Christian (Dec. 2, 2017 at Cookeville, Tenn.)

	DCA	FCS
Score	10	34
FIRST DOWNS	14	17
RUSHES-YARDS (NET)	34-82	48-425
PASSING YDS (NET)	146	0
Passes Att-Comp-Int	19-10-0	1-0-1
TOTAL OFFENSE PLAYS-YARDS	53-228	49-425
Fumble Returns-Yards	0-0	0-0
Punt Returns-Yards	0-0	2-1
Kickoff Returns-Yards	6-45	3-52
Interception Returns-Yards	1-22	0-0
Punts (Number-Avg)	5-38.4	3-38.0
Fumbles-Lost	1-1	0-0
Penalties-Yards	8-45	11-109
Possession Time	26:14	21:46
Third-Down Conversions	3 of 11	1 of 6
Fourth-Down Conversions	1 of 2	1 of 1
Red-Zone Scores-Chances	2-2	3-3

DCA

Rushing	No.	Gain	Loss	Net	TD	Lg	Avg
Troup, Houston	12	44	5	39	0	13	3.2
Wyatt, Hunter	3	22	0	22	0	13	7.3
Mosley, Henry	17	53	37	16	0	15	0.9
Greenway, J.	1	9	0	9	1	9	9.0

Passing	C-A-I	Yds	TD	Long	Sack
Mosley, Henry	10-19-0	146	0	23	6

Receiving	No.	Yards	TD	Long
Oakley, Colton	4	91	0	23
Greenway, J.	2	23	0	16
Austin, Mason	2	17	0	12
Bruce, Jon	1	14	0	14

Punting	No.	Yds	Avg	Long	In20	TB
Mosley, Henry	5	192	38.4	51	2	0

Punt Returns	No.	Yards	TD	Long

Kick Returns	No.	Yards	TD	Long
Oakley, Colton	3	24	0	15
Wyatt, Hunter	2	16	0	15

Tackles	UA-A	Total	Sacks	TFL
Oakley, Colton	5-4	9	0.0	0.0
Troup, Houston	5-2	7	0.0	1.0
Bruce, Jon	4-2	6	0.0	0.0
Wyatt, Hunter	4-2	6	0.0	0.0

Friendship Christian

Rushing	No.	Gain	Loss	Net	TD	Lg	Avg
Foutch, Jajuan	25	296	4	292	4	87	11.7
Seagraves, J.	18	128	3	125	0	22	6.9
Jamison, Ben	1	27	0	27	0	27	27.0
TEAM	1	0	2	-2	0	0	-2.0

Passing	C-A-I	Yds	TD	Long	Sack
Reece, Braden	0-1-1	0	0	0	1

Receiving	No.	Yards	TD	Long

Punting	No.	Yds	Avg	Long	In20	TB
Carman, Taylor	2	61	30.5	34	1	0
Reece, Braden	1	53	53.0	53	1	0

Punt Returns	No.	Yards	TD	Long
Jamison, Ben	2	1	0	6

Kick Returns	No.	Yards	TD	Long
Foutch, Jajuan	2	32	0	32
Champion, D.	1	20	0	20

Tackles	UA-A	Total	Sacks	TFL
Carman, Taylor	11-4	15	1.0	1.0
Holcombe, Cade	5-3	8	0.0	1.5
Filson, Seth	4-3	7	0.5	1.5
Bostian, Jacob	4-2	6	0.0	0.5

Qtr	Time	Scoring Play	V-H
1st	07:54	FCS - Foutch, Jajuan 5 yd run (Kane, Neill kick), 5-49 1:44	0 - 7
	00:07	DCA - Francis, Tyler 37 yd field goal, 10-8 5:54	3 - 7
2nd	08:02	FCS - Foutch, Jajuan 2 yd run (Kane, Neill kick), 10-65 3:58	3 - 14
	03:54	FCS - Foutch, Jajuan 87 yd run (Kane, Neill kick), 1-87 0:14	3 - 21
3rd	05:49	DCA - Greenway, J. 9 yd run (Francis, Tyler kick), 11-73 6:11	10 - 21
4th	09:02	FCS - Reece, Braden 1 yd run (Kane, Neill kick), 9-88 4:02	10 - 28
	01:27	FCS - Foutch, Jajuan 22 yd run (Jamison, Ben pass failed), 8-62 4:30	10 - 34

2016 Division II Class A State Football Playoffs

November 4 - December 3, 2016

First Round

Game 101 Fri. Nov. 4 7:00 PM
- E/M D1 #1 — Knoxville Webb (8-1) 49
- E/M D2 #4 — Ezell-Harding (4-6) 13

Game 102 Fri. Nov. 4 7:00 PM
- W D1 #2 — Harding Academy (8-1) 48
- E/M D2 #3 — FRA (1-8) 16

Game 103 Fri. Nov. 4 7:00 PM
- E/M D2 #2 — Davidson Academy (7-3) 35
- W D1 #3 — FACS (7-3) 42

Game 104 Fri. Nov. 4 7:00 PM
- W D2 #1 — St. George's (8-2) 48
- W D1 #4 — ECS (2-8) 21

Game 105 Fri. Nov. 4 7:00 PM
- W D1 #1 — Lausanne (10-0) 42
- W D2 #4 — Tipton-Rosemark (5-5) 7

Game 106 Fri. Nov. 4 7:00 PM
- E/M D1 #2 — DCA (7-3) 49
- W D2 #3 — Fayette Academy (7-3) 7

Game 107 Fri. Nov. 4 7:00 PM
- W D2 #2 — USJ (7-3) 42
- E/M D1 #3 — Friendship Christian (6-4) 14

Game 108 Fri. Nov. 4 7:00 PM
- E/M D2 #1 — BGA (7-3) 44
- E/M D2 #4 — King's Academy (4-6) 7

Quarterfinals

Game 201 Fri. Nov. 11 7:00 PM
- Knoxville Webb 24
- Harding Academy 21

Game 202 Fri. Nov. 11 7:00 PM
- FACS 30
- St. George's 56

Game 203 Fri. Nov. 11 7:00 PM
- Lausanne 40
- DCA 7

Game 204 Fri. Nov. 11 7:00 PM
- USJ 31
- BGA 19

Semifinals

Game 301 Fri. Nov. 18 7:00 PM
- Knoxville Webb 69
- St. George's 48

Game 302 Fri. Nov. 18 7:00 PM
- Lausanne 30
- USJ 14

Championship

Game 401 Thu. Dec. 1 3:00 PM, TN Tech Univ.
- Knoxville Webb 9
- Lausanne 12

Lausanne
STATE CHAMPION

Notes:
All times are local time. In the semifinal round the higher seeded team in each bracket shall host. If the two teams are the same seed, in even-numbered years the bottom team in each bracket shall be the host team.

2015 Division II Class A State Football Playoffs

November 6 - December 5, 2015

Notes:
All times are local time. In the semifinal round the higher seeded team in each bracket shall host. If the two teams are the same seed, in odd-numbered years the top team in each bracket shall be the host team.

2014 Division II Class A Football Playoffs

November 7 - December 4, 2014

Notes:

2013 Division II Class A Football Playoffs

November 8 - December 5, 2013

Notes:

2012 Division II Class A Football Playoffs

November 2 - November 29, 2012

Notes:

2011 Division II Class A Football Playoffs

November 4 - December 1, 2011

Notes:

2010 Division II Class A Football Playoffs

November 5 - December 2, 2010

First Round

E/M #1 Knoxville Webb (10-0)
Game 101
Fri. Nov. 5 7:00 PM
Bye

W D2 #2 USJ (9-1) 49
Game 102
Fri. Nov. 5 7:00 PM
E/M #5 Zion Christian (4-6) 0

E/M #3 DCA (7-3) 14
Game 103
Fri. Nov. 5 7:00 PM
W D2 #3 Jackson Christian (5-5) 31

W D1 #1 ECS (7-3)
Game 104
Fri. Nov. 5 7:00 PM
Bye

W D2 #1 St. George's (10-0)
Game 105
Fri. Nov. 5 7:00 PM
Bye

E/M #4 FRA (7-3) 44
Game 106
Fri. Nov. 5 7:00 PM
W D1 #3 Harding Academy (6-4) 7

W D1 #2 SBEC (5-5) 23
Game 107
Fri. Nov. 5 7:00 PM
E/M #6 Ezell-Harding (4-6) 0

E/M #2 Davidson Academy (7-3)
Game 108
Fri. Nov. 5 7:00 PM
Bye

Quarterfinals

Knoxville Webb 41
Game 201
Fri. Nov. 12 7:00 PM
USJ 14

Jackson Christian 7
Game 202
Fri. Nov. 12 7:00 PM
ECS 45

St. George's 7
Game 203
Fri. Nov. 12 7:00 PM
FRA 0

SBEC 7
Game 204
Fri. Nov. 12 7:00 PM
Davidson Academy 20

Semifinals

Knoxville Webb 28
Game 301
Fri. Nov. 19 7:00 PM
ECS 23

St. George's 24
Game 302
Fri. Nov. 19 7:00 PM
Davidson Academy 12

Championship

Knoxville Webb 42
Game 401
Thu. Dec. 2 3:30 PM
BlueCross Bowl @ TN Tech
St. George's 7

Knoxville Webb
STATE CHAMPION

Notes:

2009 Division II Class A Football Playoffs

November 6 - December 3, 2009

First Round

E/M #1 Davidson Academy (9-1)
Game 101
Fri. Nov. 6 7:00 PM
Bye

W D1 #2 SBEC (6-4) 42
Game 102
Fri. Nov. 6 7:00 PM
E/M #5 Zion Christian (7-3) 19

E/M #3 DCA (8-2) 20
Game 103
Fri. Nov. 6 7:00 PM
W D1 #3 FACS (7-3) 24

W D2 #1 USJ (9-1)
Game 104
Fri. Nov. 6 7:00 PM
Bye

W D1 #1 ECS (9-1)
Game 105
Fri. Nov. 6 7:00 PM
Bye

#4 E/M FRA (6-4) 28
Game 106
Fri. Nov. 6 7:00 PM
W D2 #3 Fayette Academy (5-5) 20

W D2 #2 St. George's (7-3) 57
Game 107
Fri. Nov. 6 7:00 PM
E/M #6 Riverside Christian (2-8) 20

E/M #2 Knoxville Webb (9-1)
Game 108
Fri. Nov. 6 7:00 PM
Bye

Quarterfinals

Davidson Academy 22
Game 201
Fri. Nov. 13 7:00 PM
SBEC 21

FACS 19
Game 202
Fri. Nov. 13 7:00 PM
USJ 40

ECS 42
Game 203
Fri. Nov. 13 7:00 PM
FRA 3

St. George's 10
Game 204
Fri. Nov. 13 7:00 PM
Knoxville Webb 27

Semifinals

Davidson Academy 13
Game 301
Fri. Nov. 20 7:00 PM
USJ 16

ECS 28
Game 302
Fri. Nov. 20 7:00 PM
Knoxville Webb 42

Championship

USJ 0
Game 401
Thu. Dec. 3 3:30 PM
BlueCross Bowl @ TN Tech
Knoxville Webb 30

Knoxville Webb
STATE CHAMPION

Notes:

2008 Class 2A Football Playoffs

November 7 - December 5, 2008

First Round

#1-R2#2	Alcoa (9-1)	68	**Game 2101** Fri. Nov. 7 7 PM
#8-WC	Cumberland Gap (7-3)	0	
#4-R1#2	Gatlinburg-Pittman (9-1)	14	**Game 2102** Fri. Nov. 7 7 PM
#5-R2#3	CAK (6-4)	25	
#3-R2#2	Loudon (6-4)	43	**Game 2103** Fri. Nov. 7 7 PM
#6-R1#3	South Greene (6-4)	6	
#7-WC	West Greene (5-5)	7	**Game 2104** Fri. Nov. 7 7 PM
#2-R1#1	Happy Valley (6-3)	20	
#1-R3#1	Boyd Buchanan (8-2)	30	**Game 2105** Fri. Nov. 7 7 PM
#8-R5#3	DCA (3-7)	7	
#4-R4#2	Westmoreland (9-1)	21	**Game 2106** Fri. Nov. 7 7 PM
#5-R3#3	Tyner (7-3)	20	
#3-R3#2	Marion Co. (8-2)	21	**Game 2107** Fri. Nov. 7 7 PM
#6-R4#3	York Institute (7-3)	12	
#7-WC	Sequatchie Co. (6-4)	0	**Game 2108** Fri. Nov. 7 7 PM
#2-R4#1	Smith Co. (8-2)	45	
#1-R6#1	Lewis Co. (10-0)	41	**Game 2109** Fri. Nov. 7 7 PM
#8-WC	Waverly (5-5)	0	
#4-R7#2	Stewart Co. (8-2)	22	**Game 2110** Fri. Nov. 7 7 PM
#5-R5#2	Goodpasture (6-4)	49	
#3-R5#1	CPA (7-3)	47	**Game 2111** Fri. Nov. 7 7 PM
#6-R6#2	Hickman Co. (8-2)	19	
#7-R6#3	Fairview (7-3)	20	**Game 2112** Fri. Nov. 7 7 PM
#2-R7#1	Camden (9-1)	13	
#1-R8#1	Milan (10-0)	48	**Game 2113** Fri. Nov. 7 7 PM
#8-R9#3	Booker T. Washington (2-8)	12	
#4-R9#2	Oakhaven (6-4)	20	**Game 2114** Fri. Nov. 7 7 PM
#5-R8#3	Westview (6-4)	38	
#3-R8#2	USJ (9-1)	38	**Game 2115** Fri. Nov. 7 7 PM
#6-R7#3	Huntingdon (5-5)	63	
#7-WC	Jackson Christian (5-5)	35	**Game 2116** Fri. Nov. 7 7 PM
#2-R9#1	Memphis Carver (4-6)	14	

Second Round

Alcoa	28	**Game 2201** Fri. Nov. 14 7 PM
CAK	14	
Loudon	21	**Game 2202** Fri. Nov. 14 7 PM
Happy Valley	14	
Boyd Buchanan	34	**Game 2203** Fri. Nov. 14 7 PM
Westmoreland	0	
Marion Co.	18	**Game 2204** Fri. Nov. 14 7 PM
Smith Co.	13	
Lewis Co.	21	**Game 2205** Fri. Nov. 14 7 PM
Goodpasture	28	
CPA	14	**Game 2206** Fri. Nov. 14 7 PM
Fairview	7	
Milan	17	**Game 2207** Fri. Nov. 14 7 PM
Westview	14	
Huntingdon	14	**Game 2208** Fri. Nov. 14 7 PM
Jackson Christian	21	

Quarterfinals

Alcoa	34	**Game 2301** Fri. Nov. 21 7 PM
Loudon	0	
Boyd Buchanan	6	**Game 2302** Fri. Nov. 21 7 PM
Marion Co.	7	
Goodpasture	35	**Game 2301** Fri. Nov. 21 7 PM
CPA	21	
Milan	51	**Game 2302** Fri. Nov. 21 7 PM
Jackson Christian	28	

Semifinals

Alcoa	30	**Game 2401** Fri. Nov. 28 7 PM
Marion Co.	14	
Goodpasture	7	**Game 2402** Fri. Nov. 28 7 PM
Milan	28	

Championship

Alcoa	28	**Game 2501** Fri. Dec. 5 7 PM BlueCross Bowl @ MTSU
Milan	14	

Alcoa

STATE CHAMPION

Notes:

2007 Class 2A Football Playoffs

November 9 - December 7, 2007

First Round

#1-R2#1	Alcoa (9-1)	49
Game 101 Fri. Nov. 9 7 PM		
#8-WC	Sweetwater (5-5)	0
#4-R2#2	CAK (8-2)	23
Game 102 Fri. Nov. 9 7 PM		
#5-R2#3	Loudon (8-2)	0
#3-R1#2	Cumberland Gap (9-1)	38
Game 103 Fri. Nov. 9 7 PM		
#6-R1#3	Happy Valley (4-6)	14
#2-R1#1	Gatlinburg-Pittman (9-1)	30
Game 104 Fri. Nov. 9 7 PM		
#7-WC	Rockwood (6-4)	14
#1-R4#1	York Institute (10-0)	24
Game 105 Fri. Nov. 9 7 PM		
#8-WC	Marion Co. (5-5)	6
#4-R4#2	Smith Co. (9-1)	21
Game 106 Fri. Nov. 9 7 PM		
#5-R3#2	Boyd Buchanan (4-6)	17
#3-R3#1	Tyner (6-4)	26
Game 107 Fri. Nov. 9 7 PM		
#6-R4#3	Westmoreland (6-4)	13
#2-R5#1	DCA (9-1)	19
Game 108 Fri. Nov. 9 7 PM		
#7-R3#3	Bledsoe Co. (4-6)	8
#1-R6#1	Lewis Co. (10-0)	42
Game 109 Fri. Nov. 9 7 PM		
#8-WC	Richland (6-4)	6
#4-R6#2	Hickman Co. (9-1)	51
Game 110 Fri. Nov. 9 7 PM		
#5-R7#3	Stewart Co. (7-3)	20
#3-R5#2	Goodpasture (9-1)	47
Game 111 Fri. Nov. 9 7 PM		
#6-R5#3	CPA (6-4)	41
#2-R7#1	Camden (7-3)	14
Game 112 Fri. Nov. 9 7 PM		
#7-R6#3	Fairview (4-6)	0
#1-R8#1	Milan (9-1)	23
Game 113 Fri. Nov. 9 7 PM		
#8-WC	Jackson Christian (7-3)	0
#4-R7#2	Huntingdon (7-3)	41
Game 114 Fri. Nov. 9 7 PM		
#5-R9#2	Westwood (3-7)	14
#3-R8#2	Westview (9-1)	22
Game 115 Fri. Nov. 9 7 PM		
#6-R8#3	Peabody (7-3)	24
#2-R9#1	Memphis Carver (4-6)	32
Game 116 Fri. Nov. 9 7 PM		
#7-R9#3	Booker T. Washington (3-7)	0

Second Round

Alcoa	56	**Game 201** Fri. Nov. 16 7 PM
CAK	21	
Cumberland Gap	24	**Game 202** Fri. Nov. 16 7 PM
Gatlinburg-Pittman	30	
York Institute	28	**Game 203** Fri. Nov. 16 7 PM
Smith Co.	14	
Tyner	14	**Game 204** Fri. Nov. 16 7 PM
DCA	42	
Lewis Co.	14	**Game 205** Fri. Nov. 16 7 PM
Hickman Co.	21	
Goodpasture	26	**Game 206** Fri. Nov. 16 7 PM
Camden	24	
Milan	17	**Game 207** Fri. Nov. 16 7 PM
Huntingdon	0	
Peabody	34	**Game 208** Fri. Nov. 16 7 PM
Memphis Carver	14	

Quarterfinals

Alcoa	59	**Game 301** Fri. Nov. 23 7 PM
Gatlinburg-Pittman	36	
York Institute	12	**Game 302** Fri. Nov. 23 7 PM
DCA	34	
Hickman Co.	12	**Game 303** Fri. Nov. 23 7 PM
Goodpasture	35	
Milan	35	**Game 304** Fri. Nov. 23 7 PM
Peabody	40	

Semifinals

Alcoa	38	**Game 401** Fri. Nov. 30 7 PM
DCA	0	
Goodpasture	42	**Game 402** Fri. Nov. 30 7 PM
Peabody	7	

Championship

Alcoa	35	**Game 501** Fri. Dec. 7 7 PM BlueCross Bowl @ MTSU
Goodpasture	3	

Alcoa

STATE CHAMPION

Notes:

2006 Class 2A Football Playoffs

November 3 - December 1, 2006

First Round

R1 #1	Gatlinburg-Pittman (10-0)	28
	Game 101 Fri. Nov. 3 7 PM	
R2 #4	Sweetwater (7-3)	44
R2 #2	Loudon (8-2)	47
	Game 102 Fri. Nov. 3 7 PM	
R1 #3	Happy Valley (4-6)	7
R1 #2	South Greene (6-4)	0
	Game 103 Fri. Nov. 3 7 PM	
R2 #3	CAK (7-3)	9
R1 #4	Cumberland Gap (4-6)	0
	Game 104 Fri. Nov. 3 7 PM	
R2 #1	Alcoa (8-2)	67
R3 #1	Boyd Buchanan (3-7)	57
	Game 105 Fri. Nov. 3 7 PM	
R4 #4	Upperman (5-5)	27
R4 #2	Smith Co. (8-2)	49
	Game 106 Fri. Nov. 3 7 PM	
R3 #3	Bledsoe Co. (5-5)	7
R3 #2	Tyner (6-4)	8
	Game 107 Fri. Nov. 3 7 PM	
R4 #3	York Institute (7-3)	15
R3 #4	Marion Co. (4-6)	7
	Game 108 Fri. Nov. 3 7 PM	
R4 #1	Westmoreland (8-2)	36
R5 #1	Goodpasture (10-0)	49
	Game 109 Fri. Nov. 3 7 PM	
R6 #4	Adamsville (4-6)	18
R6 #2	Lewis Co. (9-1)	8
	Game 110 Fri. Nov. 3 7 PM	
R5 #3	Fairview (8-2)	7
R5 #2	CPA (8-2)	42
	Game 111 Fri. Nov. 3 7 PM	
R6 #3	Waverly (7-3)	7
R5 #4	DCA (6-4)	10
	Game 112 Fri. Nov. 3 7 PM	
R6 #1	Camden (9-1)	41
R7 #1	Humboldt (8-2)	55
	Game 113 Fri. Nov. 3 7 PM	
R8 #4	Westwood (3-7)	20
R8 #2	Memphis Carver (5-5)	6
	Game 114 Fri. Nov. 3 7 PM	
R7 #3	Westview (7-3)	21
R7 #2	Milan (5-5)	41
	Game 115 Fri. Nov. 3 7 PM	
R8 #3	Treadwell (3-7)	0
R7 #4	Peabody (7-3)	27
	Game 116 Fri. Nov. 3 7 PM	
R8 #1	Booker T. Washington (9-1)	12

Second Round

Sweetwater	38	**Game 201** Fri. Nov. 10 7 PM
Loudon	14	
CAK	7	**Game 202** Fri. Nov. 10 7 PM
Alcoa	50	
Boyd Buchanan	21	**Game 203** Fri. Nov. 10 7 PM
Smith Co.	28	
York Institute	28	**Game 204** Fri. Nov. 10 7 PM
Westmoreland	31	
Goodpasture	48	**Game 205** Fri. Nov. 10 7 PM
Lewis Co.	0	
CPA	57	**Game 206** Fri. Nov. 10 7 PM
Camden	28	
Humboldt	14	**Game 207** Fri. Nov. 10 7 PM
Westview	12	
Milan	15	**Game 208** Fri. Nov. 10 7 PM
Peabody	14	

Quarterfinals

Sweetwater	0	**Game 301** Fri. Nov. 17 7 PM
Alcoa	38	
Smith Co.	26	**Game 302** Fri. Nov. 17 7 PM
Westmoreland	21	
Goodpasture	20	**Game 303** Fri. Nov. 17 7 PM
CPA	7	
Humboldt	13	**Game 304** Fri. Nov. 17 7 PM
Milan	14	

Semifinals

Alcoa	42	**Game 401** Fri. Nov. 24 7 PM
Smith Co.	14	
Goodpasture	34	**Game 402** Fri. Nov. 24 7 PM
Milan	21	

Championship

Alcoa	31	**Game 501** Fri. Dec. 1 7 PM BlueCross Bowl @ MTSU
Goodpasture	3	

Alcoa

STATE CHAMPION

Notes:

2005 Class 2A Football Playoffs

November 4 - December 2, 2005

First Round

R1 #1 Cumberland Gap (9-1) 43
Game 101 Fri. Nov. 4 7 PM
R2 #4 Oliver Springs (6-4) 46

R2 #2 Loudon (9-1) 34
Game 102 Fri. Nov. 4 7 PM
R1 #3 Happy Valley (5-5) 12

R1 #2 South Greene (8-2) 26
Game 103 Fri. Nov. 4 7 PM
R2 #3 CAK (7-3) 36

R1 #4 Gatlinburg-Pittman (4-6) 7
Game 104 Fri. Nov. 4 7 PM
R2 #1 Alcoa (9-1) 91

R3 #1 Tyner (7-3) 46
Game 105 Fri. Nov. 4 7 PM
R4 #4 Upperman (4-6) 7

R4 #2 Westmoreland (8-2) 20
Game 106 Fri. Nov. 4 7 PM
R3 #3 Marion Co. (6-4) 21

R3 #2 Boyd Buchanan (4-6) 38
Game 107 Fri. Nov. 4 7 PM
R4 #3 York Institute (4-6) 6

R3 #4 Sequatchie Co. (4-6) 8
Game 108 Fri. Nov. 4 7 PM
R4 #1 Smith Co. (8-2) 40

R5 #1 East Robertson (8-2) 7
Game 109 Fri. Nov. 4 7 PM
R6 #4 Richland (6-4) 12

R6 #2 Camden (7-3) 28
Game 110 Fri. Nov. 4 7 PM
R5 #3 DCA (7-3) 21

R5 #2 Goodpasture (7-3) 35
Game 111 Fri. Nov. 4 7 PM
R6 #3 Riverside (7-3) 14

R5 #4 Ezell-Harding (7-3) 17
Game 112 Fri. Nov. 4 7 PM
R6 #1 Lewis Co. (7-3) 14

R7 #1 Westview (9-1) 34
Game 113 Fri. Nov. 4 7 PM
R8 #4 Booker T. Washington (4-6) 18

R8 #2 Treadwell (5-5) 0
Game 114 Fri. Nov. 4 7 PM
R7 #3 Milan (7-2) 51

R7 #2 Huntingdon (9-1) 49
Game 115 Fri. Nov. 4 7 PM
R8 #3 Westwood (4-6) 0

R7 #4 Peabody (6-4) 14
Game 116 Fri. Nov. 4 7 PM
R8 #1 Memphis Carver (7-3) 36

Second Round

Oliver Springs 14
Game 201 Fri. Nov. 11 7 PM
Loudon 46

CAK 14
Game 202 Fri. Nov. 11 7 PM
Alcoa 49

Tyner 42
Game 203 Fri. Nov. 11 7 PM
Marion Co. 7

Boyd Buchanan 28
Game 204 Fri. Nov. 11 7 PM
Smith Co. 21

Richland 7
Game 205 Fri. Nov. 11 7 PM
Camden 14

Goodpasture 49
Game 206 Fri. Nov. 11 7 PM
Ezell-Harding 21

Westview 21
Game 207 Fri. Nov. 11 7 PM
Milan 28

Huntingdon 41
Game 208 Fri. Nov. 11 7 PM
Memphis Carver 22

Quarterfinals

Loudon 0
Game 301 Fri. Nov. 18 7 PM
Alcoa 26

Tyner 49
Game 302 Fri. Nov. 18 7 PM
Boyd Buchanan 15

Camden 7
Game 303 Fri. Nov. 18 7 PM
Goodpasture 27

Milan 21
Game 304 Fri. Nov. 18 7 PM
Huntingdon 31

Semifinals

Alcoa 31
Game 401 Fri. Nov. 25 7 PM
Tyner 14

Goodpasture 17
Game 402 Fri. Nov. 25 7 PM
Huntingdon 14

Championship

Alcoa 55
Game 501 Fri. Dec. 2 7 PM BlueCross Bowl @ MTSU
Goodpasture 13

Alcoa
STATE CHAMPION

Notes:

2004 Class 1A Football Playoffs

November 5 - December 4, 2004

First Round			Second Round		Quarterfinals		Semifinals		Championship		
R1 #1	Cloudland (6-4)	0									
	Game 101 Fri. Nov. 5 7 PM		Oneida	6							
R2 #4	Oneida (7-3)	23									
			Game 201 Fri. Nov. 12 7 PM		Greenback	27					
R2 #2	Greenback (7-3)	36									
	Game 102 Fri. Nov. 5 7 PM		Greenback	35							
R1 #3	North Greene (4-6)	6									
					Game 301 Fri. Nov. 19 7 PM		Coalfield	13			
R1 #2	Unaka (9-1)	7									
	Game 103 Fri. Nov. 5 7 PM		Coalfield	35							
R2 #3	Coalfield (7-3)	35									
			Game 202 Fri. Nov. 12 7 PM		Coalfield	35					
R1 #4	Jellico (1-9)	0									
	Game 104 Fri. Nov. 5 7 PM		Midway	14					Boyd Buchanan	24	
R2 #1	Midway (9-1)	51									
							Game 401 Fri. Nov. 26 7 PM				
R3 #1	Boyd Buchanan (9-1)	42									
	Game 105 Fri. Nov. 5 7 PM		Boyd Buchanan	41							
R4 #4	Watertown (6-4)	7									
			Game 203 Fri. Nov. 12 7 PM		Boyd Buchanan	49					
R4 #2	Monterey (8-2)	7									
	Game 106 Fri. Nov. 5 7 PM		Whitwell	8							
R3 #3	Whitwell (4-6)	20									
					Game 302 Fri. Nov. 19 7 PM						
R3 #2	South Pittsburg (3-6)	12					Boyd Buchanan	38			
	Game 107 Fri. Nov. 5 7 PM		Gordonsville	6							
R4 #3	Gordonsville (5-5)	27									
			Game 204 Fri. Nov. 12 7 PM		Friendship Christian	21					
R3 #4	Copper Basin (3-7)	7									
	Game 108 Fri. Nov. 5 7 PM		Friendship Christian	42							
R4 #1	Friendship Christian (9-1)	49									
									OT **Game 501** Fri. Dec. 3 3:30 PM BlueCross Bowl @ MTSU		**DCA** STATE CHAMPION
R5 #1	DCA (10-0)	42									
	Game 109 Fri. Nov. 5 7 PM		DCA	38							
R6 #4	Cascade (7-3)	7									
			Game 205 Fri. Nov. 12 7 PM		DCA	42					
R6 #2	Wayne Co. (9-1)	20									
	Game 110 Fri. Nov. 5 7 PM		Wayne Co.	16							
R5 #3	Davidson Academy (7-3)	14									
					Game 303 Fri. Nov. 19 7 PM		DCA	33			
R5 #2	CPA (8-2)	40									
	Game 111 Fri. Nov. 5 7 PM		CPA	14							
R6 #3	Huntland (8-2)	10									
			Game 206 Fri. Nov. 12 7 PM		Mt. Pleasant	7					
R5 #4	FRA (5-5)	14									
	Game 112 Fri. Nov. 5 7 PM		Mt. Pleasant	21							
R6 #1	Mt. Pleasant (10-0)	35									
							Game 402 Fri. Nov. 26 7 PM				
R7 #1	USJ (10-0)	42									
	Game 113 Fri. Nov. 5 7 PM		USJ	35					DCA	31	
R8 #4	Gleason (2-8)	14									
			Game 207 Fri. Nov. 12 7 PM		USJ	20					
R8 #2	Lake Co. (8-2)	24									
	Game 114 Fri. Nov. 5 7 PM		Fayette Academy	6							
R7 #3	Fayette Academy (4-6)	36									
					Game 304 Fri. Nov. 19 7 PM		USJ	0			
R7 #2	Jackson Christian (8-2)	42									
	Game 115 Fri. Nov. 5 7 PM		Jackson Christian	18							
R8 #3	Hollow Rock-Bruceton (5-5)	14									
			Game 208 Fri. Nov. 12 7 PM		Jackson Christian	17					
R7 #4	Perry Co. (5-5)	13									
	Game 116 Fri. Nov. 5 7 PM		West Carroll	14							
R8 #1	West Carroll (9-1)	38									

Notes:

Box Score

Box Score (Final)
Boyd-Buchanan vs DCA (Dec 3, 2004 at Murfreesboro, TN)

Score by Quarters	1	2	3	4	OT	[5]	Score	
Boyd-Buchanan.....	14	10	0	0	0	[0]	- 24	Record: (13-2)
DCA.....	7	0	14	3	7	[7]	- 31	Record: (15-0)

Scoring Summary:

1st 09:14 BBHS - Henley, Matt 21 yd pass from Akins, Drew (Perry, Weston kick), 7-80 2:46, BBHS 7 - DCA 0
05:49 DCA - Garrett, Austin 27 yd pass from Fenwick, Jim (Bevans, John kick), 8-80 3:25, BBHS 7 - DCA 7
00:00 BBHS - Akins, Drew 26 yd run (Perry, Weston kick), 4-38 1:17, BBHS 14 - DCA 7
2nd 02:48 BBHS - Perry, Weston 35 yd field goal, 8-40 3:02, BBHS 17 - DCA 7
00:00 BBHS - Atchley, Daniel 87 yd blocked FG return (Perry, Weston kick), , BBHS 24 - DCA 7
3rd 08:09 DCA - Wooden, Chris 3 yd run (Bevans, John kick), 9-66 3:51, BBHS 24 - DCA 14
05:19 DCA - Wooden, Chris 79 yd run (Bevans, John kick), 2-80 0:46, BBHS 24 - DCA 21
4th 05:09 DCA - Bevans, John 20 yd field goal, 10-76 5:14, BBHS 24 - DCA 24
OT 00:00 DCA - Hoskins, Tiger 10 yd pass from Tramel, Josh (Bevans, John kick), 1-10 0:00, BBHS 24 - DCA 31

	BBHS	DCA
FIRST DOWNS.....	**14**	**21**
RUSHES-YARDS (NET).....	**41-197**	**46-338**
PASSING YDS (NET).....	**61**	**163**
Passes Att-Comp-Int.....	10-3-1	16-11-0
TOTAL OFFENSE PLAYS-YARDS.....	**51-258**	**62-501**
Fumble Returns-Yards.....	0-0	0-0
Punt Returns-Yards.....	1-2	0-0
Kickoff Returns-Yards.....	3-97	2-48
Interception Returns-Yards....	0-0	1-0
Punts (Number-Avg).....	4-37.2	3-31.0
Fumbles-Lost.....	0-0	2-1
Penalties-Yards.....	6-39	4-42
Possession Time.....	33:33	38:27
Third-Down Conversions.....	1 of 9	6 of 11
Fourth-Down Conversions.....	1 of 2	0 of 0
Red-Zone Scores-Chances.....	1-4	3-5
Sacks By: Number-Yards.....	0-0	2-12

RUSHING: Boyd-Buchanan-Peardon, Matt 26-112; Akins, Drew 11-76; Henley, Matt 4-9. DCA-Wooden, Chris 35-282; Brooks, Winston 2-25; Fields, Ryan 3-23; Fenwick, Jim 4-7; Tramel, Josh 2-1.

PASSING: Boyd-Buchanan-Akins, Drew 2-9-1-27; Peardon, Matt 1-1-0-34. DCA-Tramel, Josh 6-10-0-90; Fenwick, Jim 5-6-0-73.

RECEIVING: Boyd-Buchanan-Henley, Matt 2-27; Wingo, Tripp 1-34. DCA-Garrett, Austin 3-74; Hoskins, Tiger 3-33; Hall, Justin 2-23; Fields, Ryan 2-20; Ingram, Regan 1-13.

INTERCEPTIONS: Boyd-Buchanan-None. DCA-Garrett, Austin 1-0.

FUMBLES: Boyd-Buchanan-None. DCA-Wooden, Chris 1-1; Tramel, Josh 1-0.

Stadium: Floyd Attendance: 4665
Kickoff time: 3:30 PM End of Game: 6:30 Total elapsed time: 3:00
Officials: Referee: B. Blackstock; Umpire: David Warwick;
Linesman: Mark Payne; Line judge: Don Talbott; Back judge: Tom Hatcher;
Field judge: B. Larson (ECO); Scorer: Morris/Layman;
Temperature: 52 Wind: 6 MPH Weather: Sunny

Offensive MVP: Chris Wooden (DCA)
Defensive MVP: Daniel Atchley (BBHS)

Boyd-Buchanan vs DCA (Dec 3, 2004 at Murfreesboro, TN)

SACKS (UA-A): Boyd-Buchanan-None. DCA-Hoskins, Tiger 0-1; Link, John 0-1; Mundy, Blake 1-0.

TACKLES (UA-A): Boyd-Buchanan-Henley, Matt 6-5; Williams, Seth 8-2; Davis, Jason 4-4; Atchley, Daniel 5-2; Coleman, Robert 4-2; Welch, Joe 3-2; Wingo, Tripp 1-4; Payne, Chris 3-1; Akins, Drew 2-2; Cook, Chase 2-0; Roberts, L. 1-1; Jones, Darius 1-0; Updegraff, Ross 1-0; Hixson, Justin 0-1. DCA-Ingram, Regan 4-5; Jackson, Drew 6-0; Hoskins, Tiger 4-2; Pomeroy, Wes 4-0; Thompson, Mark 2-2; Mundy, Blake 3-0; Oakley, Derek 2-1; Link, John 2-1; Wooden, Chris 2-1; Fields, Ryan 2-0; Fields, Josh 2-0; Winningham, D. 1-1; Drummond, Josh 1-1; Bevans, John 1-0; Hall, Justin 1-0; Brooks, Winston 1-0.

Player participation:

Boyd-Buchanan: 3-Wingo, Tripp, 6-Jones, Darius, 7-Perry, Weston, 11-Akins, Drew, 13-Atchley, Daniel, 17-Coleman, Robert,
23-Peardon, Matt, 25-Henley, Matt, 42-Welch, Joe, 44-Hixson, Justin, 48-Updegraff, Ross, 51-Davis, Jason, 54-Cook, Chase,
56-Williams, Seth, 65-Roberts, L., 71-Payne, Chris.

DCA: 1-Ingram, Regan, 3-Fenwick, Jim, 4-Oakley, Derek, 5-Acker, Tyler, 5-Brooks, Winston, 6-Garrett, Austin, 7-Bevans, John,
9-Tramel, Josh, 23-Jackson, Drew, 25-Wooden, Chris, 31-Fields, Ryan, 33-Hoskins, Tiger, 42-Hall, Justin, 53-Drummond, Josh,
54-Pomeroy, Wes, 56-Mundy, Blake, 64-Winningham, D., 72-Thompson, Mark, 73-Fields, Josh, 86-Link, John.

Scoring Summary

Scoring Summary (Final)
2004 Blue Cross Bowl
Boyd-Buchanan vs DCA (Dec 3, 2004 at Murfreesboro, TN)

Boyd-Buchanan (13-2) vs. DCA (15-0)
Date: Dec 3, 2004 Site: Murfreesboro, TN Stadium: Floyd
Attendance: 4665

Score by Quarters	**1**	**2**	**3**	**4**	**OT**	**[5]**	**Score**
Boyd-Buchanan.....	14	10	0	0	0	[0]	- 24
DCA.....	7	0	14	3	7	[7]	- 31

Scoring Summary:

1st 09:14 BBHS - Henley, Matt 21 yd pass from Akins, Drew (Perry, Weston kick)
7 plays, 80 yards, TOP 2:46, BBHS 7 - DCA 0
05:49 DCA - Garrett, Austin 27 yd pass from Fenwick, Jim (Bevans, John kick)
8 plays, 80 yards, TOP 3:25, BBHS 7 - DCA 7
00:00 BBHS - Akins, Drew 26 yd run (Perry, Weston kick)
4 plays, 38 yards, TOP 1:17, BBHS 14 - DCA 7
2nd 02:48 BBHS - Perry, Weston 35 yd field goal
8 plays, 40 yards, TOP 3:02, BBHS 17 - DCA 7
00:00 BBHS - Atchley, Daniel 87 yd blocked FG return (Perry, Weston kick)
BBHS 24 - DCA 7
3rd 08:09 DCA - Wooden, Chris 3 yd run (Bevans, John kick)
9 plays, 66 yards, TOP 3:51, BBHS 24 - DCA 14
05:19 DCA - Wooden, Chris 79 yd run (Bevans, John kick)
2 plays, 80 yards, TOP 0:46, BBHS 24 - DCA 21
4th 05:09 DCA - Bevans, John 20 yd field goal
10 plays, 76 yards, TOP 5:14, BBHS 24 - DCA 24
OT 00:00 DCA - Hoskins, Tiger 10 yd pass from Tramel, Josh (Bevans, John kick)
1 play, 10 yards, TOP 0:00, BBHS 24 - DCA 31

Kickoff time: 3:30 PM End of Game: 6:30 Total elapsed time: 3:00
Officials: Referee: B. Blackstock; Umpire: David Warwick;
Linesman: Mark Payne; Line judge: Don Talbott; Back judge: Tom Hatcher;
Field judge: B. Larson (ECO); Scorer: Morris/Layman;
Temperature: 52 Wind: 6 MPH Weather: Sunny

Offensive MVP: Chris Wooden (DCA)
Defensive MVP: Daniel Atchley (BBHS)

Team Statistics

Team Statistics (Final)
2004 Blue Cross Bowl
Boyd-Buchanan vs DCA (Dec 3, 2004 at Murfreesboro, TN)

	BBHS	DCA
FIRST DOWNS	**14**	**21**
Rushing	11	13
Passing	2	8
Penalty	1	0
NET YARDS RUSHING	**197**	**338**
Rushing Attempts	41	46
Average Per Rush	4.8	7.3
Yards Gained Rushing	228	347
Yards Lost Rushing	31	9
NET YARDS PASSING	**61**	**163**
Completions-Attempts-Int	3-10-1	11-16-0
Average Per Attempt	6.1	10.2
Average Per Completion	20.3	14.8
TOTAL OFFENSE YARDS	**258**	**501**
Total offense plays	51	62
Average Gain Per Play	5.1	8.1
Fumbles: Number-Lost	0-0	2-1
Penalties: Number-Yards	6-39	4-42
PUNTS-YARDS	4-149	3-93
Average Yards Per Punt	37.2	31.0
Net Yards Per Punt	37.2	30.3
Inside 20	2	0
50+ Yards	1	0
Touchbacks	0	0
Fair catch	1	1
KICKOFFS-YARDS	4-235	5-273
Average Yards Per Kickoff	58.8	54.6
Net Yards Per Kickoff	46.8	35.2
Touchbacks	2	2
Punt returns: Number-Yards-TD	1-2-0	0-0-0
Average Per Return	2.0	0.0
Kickoff returns: Number-Yds-TD	3-97-0	2-48-0
Average Per Return	32.3	24.0
Interceptions: Number-Yds-TD	0-0-0	1-0-0
Fumble Returns: Number-Yds-TD	0-0-1	0-0-0
Miscellaneous Yards	79	0
Possession Time	33:33	38:27
1st Quarter	7:05	4:55
2nd Quarter	4:55	7:05
3rd Quarter	5:54	6:06
4th Quarter	3:39	8:21
OT Quarter	12:00	12:00
Third-Down Conversions	1 of 9	6 of 11
Fourth-Down Conversions	1 of 2	0 of 0
Red-Zone Scores-Chances	1-4	3-5
Sacks By: Number-Yards	0-0	2-12
PAT Kicks	3-3	4-4
Field Goals	1-2	1-3

Individual Statistics

Individual Statistics (Final)
2004 Blue Cross Bowl
Boyd-Buchanan vs DCA (Dec 3, 2004 at Murfreesboro, TN)

Boyd-Buchanan

Rushing	No	Gain	Loss	Net	TD	Lg	Avg
Peardon, Matt	26	131	19	112	0	15	4.3
Akins, Drew	11	88	12	76	1	32	6.9
Henley, Matt	4	9	0	9	0	4	2.2
Totals...	41	228	31	197	1	32	4.8

Passing	Att-Cmp-Int	Yds	TD	Long	Sack
Akins, Drew	9-2-1	27	1	21	2
Peardon, Matt	1-1-0	34	0	34	0
Totals...	10-3-1	61	1	34	2

Receiving	No.	Yds	TD	Long
Henley, Matt	2	27	1	21
Wingo, Tripp	1	34	0	34
Totals...	3	61	1	34

Punting	No.	Yds	Avg	Long	In20
Perry, Weston	4	149	37.2	56	2
Totals...	4	149	37.2	56	2

	Punts			Kickoffs			Intercept		
All Returns	No.	Yds.	Lg	No.	Yds.	Lg	No.	Yds.	Lg
Perry, Weston	1	2	2	0	0	0	0	0	0
Coleman, Robert	0	0	0	2	68	49	0	0	0
Peardon, Matt	0	0	0	1	29	29	0	0	0
Totals...	1	2	2	3	97	49	0	0	0

Field goal attempts

Perry, Weston	2nd	02:48	35 yds - Good
Perry, Weston	3rd	06:05	50 yds - Missed

DCA

Rushing	No	Gain	Loss	Net	TD	Lg	Avg
Wooden, Chris	35	289	7	282	2	79	8.1
Brooks, Winston	2	25	0	25	0	23	12.5
Fields, Ryan	3	23	0	23	0	14	7.7
Fenwick, Jim	4	7	0	7	0	2	1.8
Tramel, Josh	2	3	2	1	0	0	0.5
Totals...	46	347	9	338	2	79	7.3

Passing	Att-Cmp-Int	Yds	TD	Long	Sack
Tramel, Josh	10-6-0	90	1	35	0
Fenwick, Jim	6-5-0	73	1	27	0
Totals...	16-11-0	163	2	35	0

Receiving	No.	Yds	TD	Long
Garrett, Austin	3	74	1	35
Hoskins, Tiger	3	33	1	17
Hall, Justin	2	23	0	17
Fields, Ryan	2	20	0	11
Ingram, Regan	1	13	0	13
Totals...	11	163	2	35

Punting	No.	Yds	Avg	Long	In20
Winningham, D.	3	93	31.0	37	0
Totals...	3	93	31.0	37	0

	Punts			Kickoffs			Intercept		
All Returns	No.	Yds.	Lg	No.	Yds.	Lg	No.	Yds.	Lg
Garrett, Austin	0	0	0	2	48	29	1	0	0
Totals...	0	0	0	2	48	29	1	0	0

Field goal attempts

Bevans, John	2nd	00:04	38 yds - Blocked
Bevans, John	4th	05:09	20 yds - Good
Bevans, John	4th	00:20	24 yds - Missed

FUMBLES: Boyd-Buchanan-None. DCA-Wooden, Chris 1-1; Tramel, Josh 1-0.

Drive Chart

Drive Chart (Final)
2004 Blue Cross Bowl
Boyd-Buchanan vs DCA (Dec 3, 2004 at Murfreesboro, TN)

	Drive Started				Drive Ended			Consumed	
Team	**Qtr**	**Spot**	**Time**	**Obtained**	**Spot**	**Time**	**How Lost**	**Pl-Yds**	**TOP**
BBHS	1st	B20	12:00	Kickoff	D00	09:14	*TOUCHDOWN	7-80	02:46
BBHS	1st	D49	05:49	Kickoff	D14	02:47	Downs	6-35	03:02#
BBHS	1st	D38	01:17	Fumble	D00	00:00	*TOUCHDOWN	4-38	01:17
BBHS	2nd	B16	09:20	Punt	B25	07:31	Punt	3-9	01:49
BBHS	2nd	B42	05:50	Punt	D18	02:48	*FIELD GOAL	8-40	03:02#
BBHS	2nd	B13	00:04	Missed FG	B13	12:00	*TOUCHDOWN	0-0	00:04
BBHS	3rd	B39	08:09	Kickoff	D33	06:05	Missed FG	6-28	02:04
BBHS	3rd	B34	05:19	Kickoff	D34	01:29	Punt	7-32	03:50#
BBHS	4th	D46	12:00	Punt	B40	10:23	Punt	3--14	01:37
BBHS	4th	B20	05:09	Kickoff	B32	03:27	Punt	5-12	01:42
BBHS	4th	B20	00:20	Missed FG	B24	00:00	Possession	1-4	12:20
BBHS	OT	D10	00:00	Possession	D15	00:00	Interception	3--5	00:00#
DCA	1st	D40	12:00	Possession	D40	12:00	Kickoff	0-0	00:00
DCA	1st	D20	09:14	Kickoff	B00	05:49	*TOUCHDOWN	8-80	03:25
DCA	1st	D14	02:47	Downs	D38	01:17	Fumble	4-24	01:30
DCA	2nd	D20	12:00	Kickoff	D50	09:20	Punt	5-30	02:40
DCA	2nd	D20	07:31	Punt	D23	05:50	Punt	3-3	01:41
DCA	2nd	D19	02:48	Kickoff	B21	00:04	Missed FG	11-60	02:44#
DCA	3rd	D34	12:00	Kickoff	B00	08:09	*TOUCHDOWN	9-66	03:51#
DCA	3rd	D20	06:05	Missed FG	B00	05:19	*TOUCHDOWN	2-80	00:46
DCA	3rd	D11	01:29	Punt	D14	00:00	Punt	3-3	01:29
DCA	4th	D21	10:23	Punt	B03	05:09	*FIELD GOAL	10-76	05:14#
DCA	4th	D37	03:27	Punt	B06	00:20	Missed FG	9-57	03:07#
DCA	OT	B10	00:00	Possession	B00	00:00	*TOUCHDOWN	1-10	00:00#
DCA	OT	D20	00:00	Interception	D20	00:00	End of half	0-0	00:00

BBHS	**1st Qtr**	**2nd Qtr**	**3rd Qtr**	**4th Qtr**	**1st Half**	**2nd Half**	**Total**
Time of possession	07:05	04:55	05:54	03:39	12:00	09:33	33:33
3rd Down Conversions	1/2	0/2	0/2	0/2	1/4	0/4	1/9
Avg Field Position	B44	B23	B36	B31	B34	B33	B33
4th Down Conversions	0/1	0/0	1/1	0/0	0/1	1/1	1/2

DCA	**1st Qtr**	**2nd Qtr**	**3rd Qtr**	**4th Qtr**	**1st Half**	**2nd Half**	**Total**
Time of possession	04:55	07:05	06:06	08:21	12:00	14:27	38:27
3rd Down Conversions	1/1	1/4	1/2	3/4	2/5	4/6	6/11
Avg Field Position	D17	D19	D21	D29	D18	D24	D27
4th Down Conversions	0/0	0/0	0/0	0/0	0/0	0/0	0/0

Drive Chart (By Quarter)

		Drive Started			Drive Ended			Consumed	
Team	**Qtr**	**Spot**	**Time**	**Obtained**	**Spot**	**Time**	**How Lost**	**Pl-Yds**	**TOP**
DCA	1st	D40	12:00	Possession	D40	12:00	Kickoff	0-0	00:00
BBHS	1st	B20	12:00	Kickoff	D00	09:14	*TOUCHDOWN	7-80	02:46
DCA	1st	D20	09:14	Kickoff	B00	05:49	*TOUCHDOWN	8-80	03:25
BBHS	1st	D49	05:49	Kickoff	D14	02:47	Downs	6-35	03:02#
DCA	1st	D14	02:47	Downs	D38	01:17	Fumble	4-24	01:30
BBHS	1st	D38	01:17	Fumble	D00	00:00	*TOUCHDOWN	4-38	01:17
DCA	2nd	D20	12:00	Kickoff	D50	09:20	Punt	5-30	02:40
BBHS	2nd	B16	09:20	Punt	B25	07:31	Punt	3-9	01:49
DCA	2nd	D20	07:31	Punt	D23	05:50	Punt	3-3	01:41
BBHS	2nd	B42	05:50	Punt	D18	02:48	*FIELD GOAL	8-40	03:02#
DCA	2nd	D19	02:48	Kickoff	B21	00:04	Missed FG	11-60	02:44#
BBHS	2nd	B13	00:04	Missed FG	B13	12:00	*TOUCHDOWN	0-0	00:04
DCA	3rd	D34	12:00	Kickoff	B00	08:09	*TOUCHDOWN	9-66	03:51#
BBHS	3rd	B39	08:09	Kickoff	D33	06:05	Missed FG	6-28	02:04
DCA	3rd	D20	06:05	Missed FG	B00	05:19	*TOUCHDOWN	2-80	00:46
BBHS	3rd	B34	05:19	Kickoff	D34	01:29	Punt	7-32	03:50#
DCA	3rd	D11	01:29	Punt	D14	00:00	Punt	3-3	01:29
BBHS	4th	D46	12:00	Punt	B40	10:23	Punt	3--14	01:37
DCA	4th	D21	10:23	Punt	B03	05:09	*FIELD GOAL	10-76	05:14#
BBHS	4th	B20	05:09	Kickoff	B32	03:27	Punt	5-12	01:42
DCA	4th	D37	03:27	Punt	B06	00:20	Missed FG	9-57	03:07#
BBHS	4th	B20	00:20	Missed FG	B24	00:00	Possession	1-4	12:20
DCA	OT	B10	00:00	Possession	B00	00:00	*TOUCHDOWN	1-10	00:00#
BBHS	OT	D10	00:00	Possession	D15	00:00	Interception	3--5	00:00#
DCA	OT	D20	00:00	Interception	D20	00:00	End of half	0-0	00:00

Defensive Statistics

Defensive Statistics (Final)
2004 Blue Cross Bowl
Boyd-Buchanan vs DCA (Dec 3, 2004 at Murfreesboro, TN)

Boyd-Buchanan

##	Player	Solo	Ast	Tot	TFL/Yds	FF	FR-Yd	Intc	BrUp	Blkd	Sack/Yds	QH
25	Henley, Matt	6	5	11	.	1	.	.	.	.	/	.
56	Williams, Seth	8	2	10	.	.	1-0	.	.	.	/	.
51	Davis, Jason	4	4	8	2.0/7	.	.	.	.	.	/	.
13	Atchley, Daniel	5	2	7	.	.	0-0	.	.	.	/	.
17	Coleman, Robert	4	2	6	.	.	.	.	.	.	/	.
42	Welch, Joe	3	2	5	.	.	.	.	.	.	/	.
3	Wingo, Tripp	1	4	5	.	.	.	.	1	.	/	.
71	Payne, Chris	3	1	4	.	.	.	.	.	.	/	.
11	Akins, Drew	2	2	4	.	.	.	.	1	1	/	.
54	Cook, Chase	2	.	2	.	.	.	.	.	.	/	.
65	Roberts, L.	1	1	2	.	.	.	.	.	.	/	.
48	Updegraff, Ross	1	.	1	.	.	.	.	.	.	/	.
6	Jones, Darius	1	.	1	.	.	.	.	.	.	/	.
44	Hixson, Justin	.	1	1	.	.	.	.	.	.	/	.

DCA

##	Player	Solo	Ast	Tot	TFL/Yds	FF	FR-Yd	Intc	BrUp	Blkd	Sack/Yds	QH
1	Ingram, Regan	4	5	9	.	.	.	.	.	.	/	.
23	Jackson, Drew	6	.	6	3.0/14	.	.	.	.	.	/	.
33	Hoskins, Tiger	4	2	6	0.5/5	.	.	.	.	.	1/5	.
54	Pomeroy, Wes	4	.	4	.	.	.	.	.	.	/	.
72	Thompson, Mark	2	2	4	.	.	.	.	.	.	/	.
56	Mundy, Blake	3	.	3	2.0/3	.	.	.	.	.	1/1	.
25	Wooden, Chris	2	1	3	.	.	.	.	.	.	/	.
86	Link, John	2	1	3	0.5/6	.	.	.	.	.	1/6	.
4	Oakley, Derek	2	1	3	1.0/3	.	.	.	1	.	/	.
73	Fields, Josh	2	.	2	.	.	.	.	.	.	/	.
31	Fields, Ryan	2	.	2	.	.	.	.	1	.	/	.
53	Drummond, Josh	1	1	2	.	.	.	.	.	.	/	.
64	Winningham, D.	1	1	2	.	.	.	.	.	.	/	.
7	Bevans, John	1	.	1	.	.	.	.	.	.	/	.
5	Brooks, Winston	1	.	1	.	.	.	.	.	.	/	.
42	Hall, Justin	1	.	1	.	.	.	.	.	.	/	.
6	Garrett, Austin	.	.	.	.	.	.	1-0	.	.	/	.

Play-by-Play Summary (1st Quarter)

```
  B 1-10 B40   Change of possession, DCA ball on DCA40, 1st and 10.


                   Bevans, John kickoff 60 yards to the BBHS0, touchback.
  B 1-10 B20   BOYD-BUCHANAN drive start at 12:00 (1st).
  B 1-10 B20   Peardon, Matt rush for 3 yards to the BBHS23 (Hoskins, Tiger;Ingram, Regan).
  B 2-7  B23   Peardon, Matt pass complete to Wingo, Tripp for 34 yards to the DCA43,
               1ST DOWN BBHS.
  B 1-10 D43   Peardon, Matt rush for 3 yards to the DCA40 (Wooden, Chris).
  B 2-7  D40   Peardon, Matt rush for 15 yards to the DCA25, 1ST DOWN BBHS (Wooden,
               Chris).
  B 1-10 D25   Henley, Matt rush for 2 yards to the DCA23 (Pomeroy, Wes).
  B 2-8  D23   Peardon, Matt rush for 2 yards to the DCA21 (Fields, Ryan).
  B 3-6  D21   Akins, Drew pass complete to Henley, Matt for 21 yards to the DCA0, 1ST
               DOWN BBHS, TOUCHDOWN, clock 09:14.
               Perry, Weston kick attempt good.

                                     ======================
                                     BOYD-BUCHANAN 7, DCA 0
                                     ======================

--------------- 7 plays, 80 yards, TOP 02:46 ---------------

               Perry, Weston kickoff 60 yards to the DCA0, touchback.
      D 1-10 D20   DCA drive start at 09:14 (1st).
      D 1-10 D20   Fenwick, Jim pass complete to Garrett, Austin for 12 yards to the DCA32,
                   1ST DOWN DCA (Williams, Seth).
      D 1-10 D32   Fenwick, Jim pass complete to Hall, Justin for 6 yards to the DCA38
                   (Williams, Seth;Wingo, Tripp).
      D 2-4  D38   Wooden, Chris rush for 3 yards to the DCA41 (Payne, Chris).
      D 3-1  D41   Wooden, Chris rush for 4 yards to the DCA45, 1ST DOWN DCA
                   (Henley, Matt).
      D 1-10 D45   Fenwick, Jim pass complete to Hall, Justin for 17 yards to the BBHS38,
                   1ST DOWN DCA (Coleman, Robert;Wingo, Tripp).
      D 1-10 B38   Wooden, Chris rush for 13 yards to the BBHS25, 1ST DOWN DCA
                   (Wingo, Tripp).
      D 1-10 B25   PENALTY DCA IP 5 yards to the BBHS30.
      D 1-15 B30   Wooden, Chris rush for 3 yards to the BBHS27 (Davis, Jason;Henley,
                   Matt).
      D 2-12 B27   Fenwick, Jim pass complete to Garrett, Austin for 27 yards to the BBHS0,
                   1ST DOWN DCA, TOUCHDOWN, clock 05:49.
                   Bevans, John kick attempt good.

                                     ======================
                                     BOYD-BUCHANAN 7, DCA 7
                                     ======================

--------------- 8 plays, 80 yards, TOP 03:25 ---------------

                   Bevans, John kickoff 58 yards to the BBHS2, Coleman, Robert return 49
                   yards to the DCA49 (Bevans, John).
  B 1-10 D49   BOYD-BUCHANAN drive start at 05:49 (1st).
  B 1-10 D49   Peardon, Matt rush for loss of 6 yards to the BBHS45 (Jackson, Drew).
  B 2-16 B45   Akins, Drew rush for 32 yards to the DCA23, 1ST DOWN BBHS (Ingram,
               Regan).
  B 1-10 D23   Peardon, Matt rush for 7 yards to the DCA16 (Hall, Justin).
  B 2-3  D16   Henley, Matt rush for 1 yard to the DCA15 (Fields, Josh).
  B 3-2  D15   Peardon, Matt rush for no gain to the DCA15 (Winningham, D.;Wooden, Chris).
  B 4-2  D15   Timeout Boyd-Buchanan, clock 02:54.
  B 4-2  D15   Akins, Drew rush for 1 yard to the DCA14 (Hoskins, Tiger).
--------------- 6 plays, 35 yards, TOP 03:02 ---------------

      D 1-10 D14   DCA drive start at 02:47 (1st).
      D 1-10 D14   Wooden, Chris rush for 4 yards to the DCA18 (Williams, Seth).
      D 2-6  D18   Fenwick, Jim pass complete to Fields, Ryan for 11 yards to the DCA29,
                   1ST DOWN DCA (Coleman, Robert).
      D 1-10 D29   Wooden, Chris rush for 5 yards to the DCA34 (Roberts, L.;Henley, Matt).
```

D 2-5 D34 Wooden, Chris rush to the DCA37, fumble forced by Henley, Matt, fumble by Wooden, Chris recovered by BBHS Williams, Seth at DCA38.

---------- 4 plays, 24 yards, TOP 01:30 ----------

B 1-10 D38 BOYD-BUCHANAN drive start at 01:17 (1st).
B 1-10 D38 Peardon, Matt rush for 1 yard to the DCA37 (Hoskins, Tiger).
B 2-9 D37 Peardon, Matt rush for 9 yards to the DCA28, **1ST DOWN BBHS** (Ingram, Regan), *PENALTY DCA face mask 5 yards to the DCA23*.
B 1-5 D23 1st and 10.
B 1-10 D23 Peardon, Matt rush for loss of 3 yards to the DCA26 (Oakley, Derek).
B 2-13 D26 Akins, Drew rush for 26 yards to the DCA0, **1ST DOWN BBHS**, TOUCHDOWN, clock 00:00.
Perry, Weston kick attempt good.

==========
BOYD-BUCHANAN 14, DCA 7
==========

==END OF 1st QUARTER===
BOYD-BUCHANAN 14, DCA 7
==========

Play-by-Play Summary (2nd quarter)

```
  B 1-G  B40   Start of 2nd quarter, clock 12:00.
--------------- 4 plays, 38 yards, TOP 01:17 ---------------

               Perry, Weston kickoff 60 yards to the DCA0, touchback.
      D 1-10 D20   DCA drive start at 12:00 (2nd).
      D 1-10 D20   DCA drive start at 12:00 (2nd).
      D 1-10 D20   Fenwick, Jim rush for 2 yards to the DCA22 (Coleman, Robert).
      D 2-8  D22   Brooks, Winston rush for 23 yards to the DCA45, 1ST DOWN DCA
                   (Atchley, Daniel).
      D 1-10 D45   Fenwick, Jim rush for 1 yard to the DCA46 (Davis, Jason;Williams, Seth).
      D 2-9  D46   Brooks, Winston rush for 2 yards to the DCA48 (Williams, Seth).
      D 3-7  D48   Timeout DCA, clock 09:38.
      D 3-7  D48   Fenwick, Jim rush for 2 yards to the 50 yardline (Williams, Seth).
      D 4-5  D50   Winningham, D. punt 24 yards to the BBHS26, downed, PENALTY BBHS
                   illegal block 10 yards to the BBHS16, 1st and 10, BBHS ball on BBHS16.
--------------- 5 plays, 30 yards, TOP 02:40 ---------------

  B 1-10 B16   BOYD-BUCHANAN drive start at 09:20 (2nd).
  B 1-10 B16   Akins, Drew rush for 3 yards to the BBHS19 (Drummond, Josh;Ingram, Regan).
  B 2-7  B19   Akins, Drew pass incomplete to Henley, Matt.
  B 3-7  B19   Akins, Drew pass complete to Henley, Matt for 6 yards to the BBHS25 (Ingram,
               Regan).
  B 4-1  B25   Perry, Weston punt 56 yards to the DCA19, downed.
--------------- 3 plays, minus 1 yards, TOP 01:49 ---------------

      D 1-10 D19   DCA drive start at 07:31 (2nd).
      D 1-10 D19   DCA ball on DCA20.
      D 1-10 D20   Wooden, Chris rush for 1 yard to the DCA21 (Henley, Matt).
      D 2-9  D21   Fenwick, Jim pass incomplete to Fields, Ryan.
      D 3-9  D21   Fenwick, Jim rush for 2 yards to the DCA23 (Payne, Chris).
      D 4-7  D23   Winningham, D. punt 37 yards to the BBHS40, Perry, Weston return 2 yards
                   to the BBHS42 (Jackson, Drew).
--------------- 3 plays, 3 yards, TOP 01:41 ---------------

  B 1-10 B42   BOYD-BUCHANAN drive start at 05:50 (2nd).
  B 1-10 B42   Peardon, Matt rush for 12 yards to the DCA46, 1ST DOWN BBHS (Jackson,
               Drew).
  B 1-10 D46   Peardon, Matt rush for 3 yards to the DCA43 (Mundy, Blake).
  B 2-7  D43   Akins, Drew rush for 9 yards to the DCA34, 1ST DOWN BBHS (Oakley,
               Derek;Ingram, Regan).
  B 1-10 D34   Peardon, Matt rush for 13 yards to the DCA21, 1ST DOWN BBHS (Oakley,
               Derek).
  B 1-10 D21   Peardon, Matt rush for 2 yards to the DCA19 (Ingram, Regan;Thompson, Mark).
  B 2-8  D19   Akins, Drew sacked for loss of 1 yard to the DCA20 (Mundy, Blake).
  B 3-9  D20   Peardon, Matt rush for 2 yards to the DCA18 (Hoskins, Tiger).
  B 4-7  D18   Timeout Boyd-Buchanan, clock 02:55.
  B 4-7  D18   Perry, Weston field goal attempt from 35 GOOD, clock 02:48.

                                      =======================
                                      BOYD-BUCHANAN 17, DCA 7
                                      =======================

--------------- 8 plays, 40 yards, TOP 03:02 ---------------

               Perry, Weston kickoff 60 yards to the DCA0, Garrett, Austin return 19 yards
               to the DCA19 (Jones, Darius).
      D 1-10 D19   DCA drive start at 02:48 (2nd).
      D 1-10 D19   Wooden, Chris rush for 7 yards to the DCA26 (Williams, Seth).
      D 2-3  D26   Wooden, Chris rush for 4 yards to the DCA30, 1ST DOWN DCA (Wingo,
                   Tripp;Davis, Jason).
      D 1-10 D30   Tramel, Josh pass incomplete to Fields, Ryan (Akins, Drew).
      D 2-10 D30   Wooden, Chris rush for 8 yards to the DCA38 (Williams, Seth).
      D 3-2  D38   Wooden, Chris rush for 11 yards to the DCA49, 1ST DOWN DCA
                   (Atchley, Daniel).
      D 1-10 D49   Tramel, Josh pass incomplete to Garrett, Austin.
      D 2-10 D49   Tramel, Josh pass complete to Garrett, Austin for 35 yards to the
                   BBHS16, 1ST DOWN DCA (Akins, Drew).
      D 1-10 B16   Wooden, Chris rush for loss of 6 yards to the BBHS22 (Davis, Jason).
```

```
      D 2-16 B22   Timeout DCA, clock 00:36.
      D 2-16 B22   Tramel, Josh rush to the BBHS24, fumble by Tramel, Josh recovered by DCA
                   Tramel, Josh at BBHS24, Tramel, Josh for 3 yards to the BBHS21 (Davis,
                   Jason).
      D 3-15 B21   Tramel, Josh rush for no gain to the BBHS21 (Davis, Jason).
      D 4-15 B21   Timeout DCA, clock 00:04.
      D 4-15 B21   Bevans, John field goal attempt from 38 BLOCKED, recovered by BBHS
                   Atchley, Daniel at BBHS13 spot at BBHS13, clock 00:04 (blocked by Akins,
                   Drew), Atchley, Daniel for 87 yards to the DCA0, TOUCHDOWN, clock 00:00.
--------------- 11 plays, 60 yards, TOP 02:44 ---------------

               Perry, Weston kick attempt good.

                                      =======================
                                      BOYD-BUCHANAN 24, DCA 7
                                      =======================

  B 1-G  B40   End of 1st half, clock 00:00.

                                      ==END OF 2nd QUARTER===
                                      BOYD-BUCHANAN 24, DCA 7
                                      =======================
```

Play-by-Play Summary (3rd quarter)

```
  B 1-G  B40   Start of 3rd quarter, clock 12:00.

               Perry, Weston kickoff 55 yards to the DCA5, Garrett, Austin return 29 yards
               to the DCA34 (Atchley, Daniel;Hixson, Justin).
      D 1-10 D34   DCA drive start at 12:00 (3rd).
      D 1-10 D34   Wooden, Chris rush for 30 yards to the BBHS36, 1ST DOWN DCA
                   (Atchley, Daniel).
      D 1-10 B36   Wooden, Chris rush for 3 yards to the BBHS33 (Akins, Drew;Henley, Matt).
      D 2-7  B33   Wooden, Chris rush for 1 yard to the BBHS32 (Coleman, Robert;Welch,
                   Joe).
      D 3-6  B32   Tramel, Josh pass complete to Fields, Ryan for 9 yards to the BBHS23,
                   1ST DOWN DCA.
      D 1-10 B23   Wooden, Chris rush for 8 yards to the BBHS15 (Updegraff, Ross).
      D 2-2  B15   Wooden, Chris rush for 9 yards to the BBHS6, 1ST DOWN DCA
                   (Henley, Matt).
      D 1-G  B06   Wooden, Chris rush for loss of 1 yard to the BBHS7 (Davis, Jason).
      D 2-G  B07   Tramel, Josh pass incomplete to Garrett, Austin (Wingo, Tripp),
                   PENALTY BBHS pass interference 4 yards to the BBHS3.
      D 2-G  B03   2nd and 3.
      D 2-G  B03   Wooden, Chris rush for 3 yards to the BBHS0, TOUCHDOWN, clock 08:09.
                   Bevans, John kick attempt good.

                                   ========================
                                   BOYD-BUCHANAN 24, DCA 14
                                   ========================

--------------- 9 plays, 66 yards, TOP 03:51 ---------------

                   Bevans, John kickoff 50 yards to the BBHS10, Peardon, Matt return 29
                   yards to the BBHS39 (Winningham, D.).
  B 1-10 B39   BOYD-BUCHANAN drive start at 08:09 (3rd).
  B 1-10 B39   Peardon, Matt rush for 15 yards to the DCA46, 1ST DOWN BBHS (Jackson,
               Drew).
  B 1-10 D46   Peardon, Matt rush for 12 yards to the DCA34, 1ST DOWN BBHS (Link,
               John).
  B 1-10 D34   PENALTY BBHS false start 5 yards to the DCA39.
  B 1-15 D39   Peardon, Matt rush for 3 yards to the DCA36 (Thompson, Mark).
  B 2-12 D36   Akins, Drew rush for 3 yards to the DCA33 (Drummond, Josh).
  B 3-9  D33   Akins, Drew pass incomplete to Boone, Andrew.
  B 4-9  D33   Perry, Weston field goal attempt from 50 MISSED - short, spot at DCA20,
               clock 06:05.
--------------- 6 plays, 28 yards, TOP 02:04 ---------------

      D 1-10 D20   Wooden, Chris rush for 1 yard to the DCA21 (Payne, Chris;Welch, Joe).
      D 2-9  D21   Wooden, Chris rush for 79 yards to the BBHS0, 1ST DOWN DCA,
                   TOUCHDOWN, clock 05:19.
                   Bevans, John kick attempt good.

                                   ========================
                                   BOYD-BUCHANAN 24, DCA 21
                                   ========================

      D 1-G  D40   PENALTY BBHS unsportsmanlike conduct 0 yards to the DCA40.
--------------- 2 plays, 80 yards, TOP 00:46 ---------------

                   Bevans, John kickoff 45 yards to the BBHS15, Coleman, Robert return 19
                   yards to the BBHS34 (Brooks, Winston).
  B 1-10 B34   BOYD-BUCHANAN drive start at 05:19 (3rd).
  B 1-10 B34   Peardon, Matt rush for 6 yards to the BBHS40 (Hoskins, Tiger), PENALTY
               DCA personal foul 21 yards to the DCA39, 1ST DOWN BBHS.
  B 1-10 D39   1st and 10.
  B 1-10 D39   PENALTY BBHS false start 5 yards to the DCA44.
  B 1-15 D44   Peardon, Matt rush for 12 yards to the DCA32 (Pomeroy, Wes).
  B 2-3  D32   Henley, Matt rush for 2 yards to the DCA30 (Thompson, Mark).
  B 3-1  D30   Peardon, Matt rush for loss of 2 yards to the DCA32 (Mundy, Blake).
  B 4-3  D32   Akins, Drew rush for 7 yards to the DCA25, 1ST DOWN BBHS (Ingram,
               Regan).
  B 1-10 D25   Henley, Matt rush for 4 yards to the DCA21 (Thompson, Mark;Ingram, Regan).
```

```
  B 2-6  D21   Peardon, Matt rush for 2 yards to the DCA19 (Link, John).
  B 3-4  D19   Akins, Drew pass complete to Boone, Andrew for 19 yards to the DCA0, clock
               01:37, PENALTY BBHS pass interference 15 yards to the DCA34, NO PLAY.
  B 4-19 D34   Perry, Weston punt 23 yards to the DCA11, out-of-bounds.
--------------- 7 plays, 32 yards, TOP 03:50 ---------------

      D 1-10 D11   DCA drive start at 01:29 (3rd).
      D 1-10 D11   Wooden, Chris rush for 2 yards to the DCA13 (Henley, Matt).
      D 2-8  D13   Wooden, Chris rush for 1 yard to the DCA14 (Welch, Joe).
      D 3-7  D14   Tramel, Josh pass incomplete to Garrett, Austin.
      D 4-7  D14   Winningham, D. punt 32 yards to the DCA46, fair catch by Perry, Weston.
--------------- 3 plays, 3 yards, TOP 01:29 ---------------

  B 1-10 D46   BOYD-BUCHANAN drive start at 00:00 (3rd).

                                      ===END OF 3rd QUARTER===
                                      BOYD-BUCHANAN 24, DCA 21
                                      ========================
```

Play-by-Play Summary (4th quarter)

```
  B 1-10 D46   Start of 4th quarter, clock 12:00.
  B 1-10 D46   Peardon, Matt rush for loss of 3 yards to the DCA49 (Jackson, Drew).
  B 2-13 D49   Timeout Boyd-Buchanan, clock 11:18.
  B 2-13 D49   Akins, Drew pass incomplete to Atchley, Daniel (Oakley, Derek).
  B 3-13 D49   Akins, Drew sacked for loss of 11 yards to the BBHS40 (Link, John;Hoskins, Tiger).
  B 4-24 B40   Perry, Weston punt 39 yards to the DCA21, fair catch by Fields, Ryan.
--------------- 3 plays, minus 14 yards, TOP 01:37 ---------------

      D 1-10 D21   DCA drive start at 10:23 (4th).
      D 1-10 D21   Wooden, Chris rush for 7 yards to the DCA28 (Wingo, Tripp;Henley, Matt).
      D 2-3  D28   Wooden, Chris rush for 15 yards to the DCA43 (Wingo, Tripp;Cook, Chase),
                   PENALTY DCA holding 11 yards to the DCA17, NO PLAY.
      D 2-14 D17   Tramel, Josh pass complete to Ingram, Regan for 13 yards to the DCA30
                   (Atchley, Daniel).
      D 3-1  D30   Wooden, Chris rush for 15 yards to the DCA45, 1ST DOWN DCA (Cook, Chase).
      D 1-10 D45   Wooden, Chris rush for 25 yards to the BBHS30, 1ST DOWN DCA (Atchley, Daniel).
      D 1-10 B30   Fields, Ryan rush for 5 yards to the BBHS25 (Welch, Joe).
      D 2-5  B25   Fields, Ryan rush for 14 yards to the BBHS11, 1ST DOWN DCA
                   (Coleman, Robert).
      D 1-10 B11   Timeout DCA, clock 06:51.
      D 1-10 B11   Wooden, Chris rush for 7 yards to the BBHS4 (Coleman, Robert).
      D 2-3  B04   Wooden, Chris rush for no gain to the BBHS4 (Payne, Chris).
      D 3-3  B04   Wooden, Chris rush for 1 yard to the BBHS3 (Akins, Drew;Davis, Jason).
      D 4-2  B03   Timeout DCA, clock 05:13.
      D 4-2  B03   Bevans, John field goal attempt from 20 GOOD, clock 05:09.

                                   ========================
                                   BOYD-BUCHANAN 24, DCA 24
                                   ========================

--------------- 10 plays, 76 yards, TOP 05:14 ---------------

                   Bevans, John kickoff 60 yards to the BBHS0, touchback.
  B 1-10 B20   BOYD-BUCHANAN drive start at 05:09 (4th).
  B 1-10 B20   Peardon, Matt rush for 5 yards to the BBHS25 (Fields, Ryan).
  B 2-5  B25   Akins, Drew rush for 5 yards to the BBHS30, 1ST DOWN BBHS (Fields,
               Josh).
  B 1-10 B30   Akins, Drew pass incomplete to Peardon, Matt.
  B 2-10 B30   Akins, Drew rush for 2 yards to the BBHS32 (Pomeroy, Wes).
  B 3-8  B32   Akins, Drew pass incomplete to Atchley, Daniel.
  B 4-8  B32   Perry, Weston punt 31 yards to the DCA37, downed.
--------------- 5 plays, 12 yards, TOP 01:42 ---------------

      D 1-10 D37   DCA drive start at 03:27 (4th).
      D 1-10 D37   Wooden, Chris rush for 6 yards to the DCA43 (Welch, Joe).
      D 2-4  D43   Timeout Boyd-Buchanan, clock 02:54.
      D 2-4  D43   Wooden, Chris rush for 3 yards to the DCA46 (Henley, Matt).
      D 3-1  D46   Wooden, Chris rush for 4 yards to the 50 yardline, 1ST DOWN DCA
                   (Roberts, L.).
      D 1-10 D50   Tramel, Josh pass complete to Hoskins, Tiger for 17 yards to the BBHS33,
                   1ST DOWN DCA (Williams, Seth).
      D 1-10 B33   Wooden, Chris rush for 15 yards to the BBHS18, 1ST DOWN DCA
                   (Atchley, Daniel;Henley, Matt).
      D 1-10 B18   Wooden, Chris rush for 2 yards to the BBHS16 (Cook, Chase).
      D 2-8  B16   Timeout DCA, clock 00:55.
      D 2-8  B16   Fields, Ryan rush for 4 yards to the BBHS12 (Williams, Seth).
      D 3-4  B12   Tramel, Josh pass complete to Hoskins, Tiger for 6 yards to the BBHS6,
                   1ST DOWN DCA (Akins, Drew).
      D 1-G  B06   Timeout Boyd-Buchanan, clock 00:20.
      D 1-G  B06   Bevans, John field goal attempt from 24 MISSED - short, spot at BBHS20,
                   clock 00:20.
--------------- 9 plays, 57 yards, TOP 03:07 ---------------

  B 1-10 B20   Peardon, Matt rush for 4 yards to the BBHS24 (Pomeroy, Wes).

                                   ===END OF 4th QUARTER===
                                   BOYD-BUCHANAN 24, DCA 24
                                   ========================
```

Play-by-Play Summary (OT quarter)

```
  B 2-6  B24   Start of OT  quarter, clock 00:00.
  B 2-6  B24   Change of possession, DCA ball on BBHS10, 1st and 10.
--------------- 1 plays, 4 yards, TOP 00:20 ---------------

      D 1-G  B10   DCA drive start at 00:00 (OT ).
      D 1-G  B10   Tramel, Josh pass complete to Hoskins, Tiger for 10 yards to the BBHS0,
                   TOUCHDOWN, clock 00:00.
                   Bevans, John kick attempt good.

                                       ========================
                                       BOYD-BUCHANAN 24, DCA 31
                                       ========================

      D 1-G  D40   Change of possession, BBHS ball on DCA10, 1st and 10.
--------------- 1 plays, 10 yards, TOP 00:00 ---------------

  B 1-G  D10   Peardon, Matt rush for loss of 5 yards to the DCA15 (Jackson, Drew).
  B 2-G  D15   Akins, Drew pass incomplete to Wallace, Hunter (Fields, Ryan).
  B 3-G  D15   Akins, Drew pass intercepted by Garrett, Austin at the DCA0, Garrett, Austin
               return 0 yards to the DCA0, touchback.
--------------- 3 plays, minus 5 yards, TOP 00:00 ---------------

      D 1-10 D20   End of half, clock 00:00.

                                       ========================
                                       BOYD-BUCHANAN 24, DCA 31
                                       ========================
```

2003 Class 1A Football Playoffs

November 7 - December 5, 2003

First Round

R1 #1	Cloudland (10-0)	30
	Game 101 Fri. Nov. 7 7 PM	
R2 #4	CAK (5-5)	31
R2 #2	Midway (6-4)	48
	Game 102 Fri. Nov. 7 7 PM	
R1 #3	Unaka (5-4)	13
R1 #2	North Greene (4-5)	12
	Game 103 Fri. Nov. 7 7 PM	
R2 #3	Oneida (8-2)	49
R1 #4	Cosby (1-9)	6
	Game 104 Fri. Nov. 7 7 PM	
R2 #1	Greenback (7-3)	49
R3 #1	Boyd Buchanan (7-2)	47
	Game 105 Fri. Nov. 7 7 PM	
R4 #4	Clay Co. (7-3)	6
R4 #2	Friendship Christian (6-4)	22
	Game 106 Fri. Nov. 7 7 PM	
R3 #3	Whitwell (7-3)	14
R3 #2	South Pittsburg (8-1)	61
	Game 107 Fri. Nov. 7 7 PM	
R4 #3	Watertown (8-2)	0
R3 #4	Copper Basin (6-4)	6
	Game 108 Fri. Nov. 7 7 PM	
R4 #1	Gordonsville (7-3)	42
R5 #1	DCA (9-1)	38
	Game 109 Fri. Nov. 7 7 PM	
R6 #4	Moore Co. (6-3)	0
R6 #2	Collinwood (8-1)	13
	Game 110 Fri. Nov. 7 7 PM	
R5 #3	CPA (5-5)	35
R5 #2	Ezell-Harding (7-3)	43
	Game 111 Fri. Nov. 7 7 PM	
R6 #3	Mt. Pleasant (7-2)	19
R5 #4	Davidson Academy (5-5)	29
	Game 112 Fri. Nov. 7 7 PM	
R6 #1	Wayne Co. (9-1)	50
R7 #1	Jackson Christian (8-2)	34
	Game 113 Fri. Nov. 7 7 PM	
R8 #4	Greenfield (5-5)	0
R8 #2	South Fulton (8-2)	18
	Game 114 Fri. Nov. 7 7 PM	
R7 #3	Fayette Academy (7-3)	42
R7 #2	USJ (5-5)	21
	Game 115 Fri. Nov. 7 7 PM	
R8 #3	Halls (5-5)	7
R7 #4	Trinity Christian (6-4)	29
	Game 116 Fri. Nov. 7 7 PM	
R8 #1	West Carroll (8-2)	21

Second Round

CAK	17	
Game 201 Fri. Nov. 14 7 PM		
Midway	16	
Oneida	7	
Game 202 Fri. Nov. 14 7 PM		
Greenback	34	
Boyd Buchanan	49	
Game 203 Fri. Nov. 14 7 PM		
Friendship Christian	20	
South Pittsburg	52	
Game 204 Fri. Nov. 14 7 PM		
Gordonsville	6	
DCA	21	
Game 205 Fri. Nov. 14 7 PM		
CPA	13	
Ezell-Harding	41	
Game 206 Fri. Nov. 14 7 PM		
Wayne Co.	35	
Jackson Christian	28	
Game 207 Fri. Nov. 14 7 PM		
Fayette Academy	30	
USJ	12	
Game 208 Fri. Nov. 14 7 PM		
Trinity Christian	14	

Quarterfinals

CAK	14	
Game 301 Fri. Nov. 21 7 PM		
Greenback	12	
Boyd Buchanan	20	
Game 302 Fri. Nov. 21 7 PM		
South Pittsburg	7	
DCA	28	
Game 303 Fri. Nov. 21 7 PM		
Ezell-Harding	21	
Fayette Academy	48	
Game 304 Fri. Nov. 21 7 PM		
Trinity Christian	14	

Semifinals

CAK	6	
Game 401 Fri. Nov. 28 7 PM		
Boyd Buchanan	37	
DCA	35	
Game 402 Fri. Nov. 28 7 PM		
Fayette Academy	32	

Championship

Boyd Buchanan	26	
Game 501 Fri. Dec. 5 3:30 PM BlueCross Bowl @ MTSU		
DCA	3	

Boyd Buchanan

STATE CHAMPION

Notes:

Box Score

Box Score (Final)
Donelson Christian vs Boyd-Buchanan (Dec 5, 2003 at Murfreesboro, TN)

Score by Quarters	1	2	3	4	Score	
Donelson Christian..	0	3	0	0	- 3	Record: (13-2)
Boyd-Buchanan.....	0	0	7	19	- 26	Record: (12-2)

Scoring Summary:
2nd 06:42 DCA - Basescu, Aaron 30 yd field goal, 9-0 3:33, DCA 3 - BBHS 0
3rd 04:22 BBHS - Peardon, Matt 2 yd run (Perry, Weston kick), 16-80 7:38, DCA 3 - BBHS 7
4th 08:36 BBHS - Atchley, Daniel 55 yd pass from Akins, Drew (Perry, Weston kick), 4-56 1:53, DCA 3 - BBHS 14
07:26 BBHS - Peardon, Matt 6 yd run (Perry, Weston kick failed), 2-9 0:41, DCA 3 - BBHS 20
04:18 BBHS - Headden, Ryan 40 yd pass from Akins, Drew (Perry, Weston kick failed), 3-43 1:23, DCA 3 - BBHS 26

	DCA	BBHS
FIRST DOWNS.....	**7**	**12**
RUSHES-YARDS (NET).....	**32-73**	**48-173**
PASSING YDS (NET).....	**50**	**95**
Passes Att-Comp-Int.....	18-7-0	4-2-0
TOTAL OFFENSE PLAYS-YARDS.....	**50-123**	**52-268**
Fumble Returns-Yards.....	0-0	0-0
Punt Returns-Yards.....	1-2	1-0
Kickoff Returns-Yards.....	5-77	2-33
Interception Returns-Yards....	0-0	0-0
Punts (Number-Avg).....	4-26.0	2-27.0
Fumbles-Lost.....	5-3	4-1
Penalties-Yards.....	7-50	6-53
Possession Time.....	22:29	25:31
Third-Down Conversions.....	2 of 13	4 of 10
Fourth-Down Conversions.....	1 of 3	1 of 3
Red-Zone Scores-Chances.....	1-1	2-2
Sacks By: Number-Yards.....	2-15	2-4

RUSHING: Donelson Christian-Wooden, Chris 12-34; Fenwick, Jim 12-23; Hoskins, Tiger 3-13; Jackson, Drew 3-6; Fields, Ryan 2-minus 3. Boyd-Buchanan-Peardon, Matt 26-160; Henley, Matt 10-14; Akins, Drew 10-1; TEAM 2-minus 2.

PASSING: Donelson Christian-Fenwick, Jim 7-17-0-50; Garrett, Austin 0-1-0-0.
Boyd-Buchanan-Akins, Drew 2-4-0-95.

RECEIVING: Donelson Christian-Hall, Justin 2-17; Garrett, Austin 2-12; Fields, Ryan 1-15; Ingram, Regan 1-11; Wooden, Chris 1-minus 5. Boyd-Buchanan-Atchley, Daniel 1-55; Headden, Ryan 1-40.

INTERCEPTIONS: Donelson Christian-None. Boyd-Buchanan-None.

FUMBLES: Donelson Christian-Fenwick, Jim 2-2; Wooden, Chris 2-1; Garrett, Austin 1-0.
Boyd-Buchanan-Peardon, Matt 3-1; Akins, Drew 1-0.

Stadium: Floyd Attendance: 3117
Kickoff time: 3:30 PM End of Game: 6:03 Total elapsed time: 2:33
Officials: Referee: Steve Jackson; Umpire: Gilbert Nave;
Linesman: Joe Ferguson; Line judge: Randy Dalton; Back judge: Tony Lea;
Scorer: Morris/Layman;
Temperature: 39 Wind: WSW12 Weather: Light Rain

Offensive MVP: Matt Peardon, Boyd Buchanan HS
Defensive MVP: Robbie Armstrong, Boyd Buchanan HS

Donelson Christian vs Boyd-Buchanan (Dec 5, 2003 at Murfreesboro, TN)

SACKS (UA-A): Donelson Christian-Link, John 1-0; Thompson, Mark 1-0. Boyd-Buchanan-Davis, Jason 1-0; Armstrong, R. 1-0.

TACKLES (UA-A): Donelson Christian-Ingram, Regan 2-9; Jackson, Drew 4-4; Hoskins, Tiger 3-5; Pomeroy, Wes 3-4; Hall, Justin 4-2; Thompson, Mark 2-4; Menchaca, R. 5-0; Link, John 2-1; Mundy, Blake 2-1; Drummond, Josh 1-1; Garrett, Austin 1-0; Willis, Ryan 1-0; Wooden, Chris 0-1. Boyd-Buchanan-Armstrong, R. 7-4; Henley, Matt 3-4; Beagles, Ryan 3-4; Coleman, Robert 2-5; Davis, Jeremy 4-1; Moore, Dan 3-1; Davis, Jason 2-2; Yother, Taylor 0-4; Headden, Ryan 2-0; Woodard, Henry 0-2; Updegraff, Ross 1-0; Swinea, Matt 1-0; Welch, Joseph 0-1; Akins, Drew 0-1; Clonts, J.C. 0-1.

Player participation:

Donelson Christian: 1-Ingram, Regan, 3-Fenwick, Jim, 6-Garrett, Austin, 16-Basescu, Aaron, 23-Jackson, Drew, 25-Wooden, Chris,
31-Fields, Ryan, 33-Hoskins, Tiger, 42-Hall, Justin, 52-Menchaca, R., 53-Drummond, Josh, 54-Pomeroy, Wes, 56-Mundy, Blake,
64-Winningham, D., 65-Willis, Ryan, 72-Thompson, Mark, 86-Link, John.

Boyd-Buchanan: 5-Woodard, Henry, 7-Perry, Weston, 11-Akins, Drew, 13-Atchley, Daniel, 17-Coleman, Robert, 18-Headden, Ryan,
23-Peardon, Matt, 24-Swinea, Matt, 25-Henley, Matt, 30-Moore, Dan, 34-Yother, Taylor, 42-Welch, Joseph, 48-Updegraff, Ross,
50-Davis, Jeremy, 51-Davis, Jason, 53-Clonts, J.C., 63-Armstrong, R., 67-Beagles, Ryan.

Scoring Summary

Scoring Summary (Final)
2003 Blue Cross Bowl
Donelson Christian vs Boyd-Buchanan (Dec 5, 2003 at Murfreesboro, TN)

Donelson Christian (13-2) vs. Boyd-Buchanan (12-2)
Date: Dec 5, 2003 Site: Murfreesboro, TN Stadium: Floyd
Attendance: 3117

Score by Quarters	1	2	3	4	Score
Donelson Christian..	0	3	0	0	- 3
Boyd-Buchanan.....	0	0	7	19	- 26

Scoring Summary:

2nd 06:42 DCA - Basescu, Aaron 30 yd field goal
9 plays, 0 yards, TOP 3:33, DCA 3 - BBHS 0

3rd 04:22 BBHS - Peardon, Matt 2 yd run (Perry, Weston kick)
16 plays, 80 yards, TOP 7:38, DCA 3 - BBHS 7

4th 08:36 BBHS - Atchley, Daniel 55 yd pass from Akins, Drew (Perry, Weston kick)
4 plays, 56 yards, TOP 1:53, DCA 3 - BBHS 14

07:26 BBHS - Peardon, Matt 6 yd run (Perry, Weston kick failed)
2 plays, 9 yards, TOP 0:41, DCA 3 - BBHS 20

04:18 BBHS - Headden, Ryan 40 yd pass from Akins, Drew (Perry, Weston kick failed)
3 plays, 43 yards, TOP 1:23, DCA 3 - BBHS 26

Kickoff time: 3:30 PM End of Game: 6:03 Total elapsed time: 2:33
Officials: Referee: Steve Jackson; Umpire: Gilbert Nave;
Linesman: Joe Ferguson; Line judge: Randy Dalton; Back judge: Tony Lea;
Scorer: Morris/Layman;
Temperature: 39 Wind: WSW12 Weather: Light Rain

Offensive MVP: Matt Peardon, Boyd Buchanan HS
Defensive MVP: Robbie Armstrong, Boyd Buchanan HS

Team Statistics

Team Statistics (Final)
2003 Blue Cross Bowl
Donelson Christian vs Boyd-Buchanan (Dec 5, 2003 at Murfreesboro, TN)

	DCA	BBHS
FIRST DOWNS.....	**7**	**12**
Rushing.....	3	10
Passing.....	3	2
Penalty.....	1	0
Rushing Attempts.....	32	48
Yards Gained Rushing.....	81	199
Yards Lost Rushing.....	8	26
NET YARDS RUSHING.....	**73**	**173**
NET YARDS PASSING.....	**50**	**95**
Passes Attempted.....	18	4
Passes Completed.....	7	2
Had Intercepted.....	0	0
TOTAL OFFENSIVE PLAYS.....	**50**	**52**
TOTAL NET YARDS.....	**123**	**268**
Average Gain Per Play.....	2.5	5.2
Fumbles: Number-Lost.....	5-3	4-1
Penalties: Number-Yards.....	7-50	6-53
Number of Punts-Yards.....	4-104	2-54
Average Per Punt.....	26.0	27.0
Punt Returns: Number-Yards....	1-2	1-0
Kickoff Returns: Number-Yards.	5-77	2-33
Interceptions: Number-Yards...	0-0	0-0
Fumble Returns: Number-Yards..	0-0	0-0
Miscellaneous Yards.....	0	0
Possession Time.....	22:29	25:31
Third-Down Conversions.....	2 of 13	4 of 10
Fourth-Down Conversions.....	1 of 3	1 of 3
Red-Zone Scores-Chances.....	1-1	2-2
Sacks By: Number-Yards.....	2-15	2-4

Individual Statistics

Individual Statistics (Final)
2003 Blue Cross Bowl
Donelson Christian vs Boyd-Buchanan (Dec 5, 2003 at Murfreesboro, TN)

Donelson Christian

Rushing	No	Gain	Loss	Net	TD	Lg	Avg
Wooden, Chris	12	35	1	34	0	9	2.8
Fenwick, Jim	12	27	4	23	0	9	1.9
Hoskins, Tiger	3	13	0	13	0	6	4.3
Jackson, Drew	3	6	0	6	0	5	2.0
Fields, Ryan	2	0	3	-3	0	0	-1.5
Totals...	32	81	8	73	0	9	2.3

Passing	Att-Cmp-Int	Yds	TD	Long	Sack
Fenwick, Jim	17-7-0	50	0	15	2
Garrett, Austin	1-0-0	0	0	0	0
Totals...	18-7-0	50	0	15	2

Receiving	No.	Yds	TD	Long
Hall, Justin	2	17	0	12
Garrett, Austin	2	12	0	9
Fields, Ryan	1	15	0	15
Ingram, Regan	1	11	0	11
Wooden, Chris	1	-5	0	0
Totals...	7	50	0	15

Punting	No.	Yds	Avg	Long	In20
Winningham, D.	4	104	26.0	38	1
Totals...	4	104	26.0	38	1

All Returns	Punts			Kickoffs			Intercept		
	No.	Yds.	Lg	No.	Yds.	Lg	No.	Yds.	Lg
Hall, Justin	0	0	0	4	68	28	0	0	0
Garrett, Austin	1	2	2	1	9	9	0	0	0
Totals...	1	2	2	5	77	28	0	0	0

Field goal attempts

Basescu, Aaron 2nd 06:42 30 yds - Good

Boyd-Buchanan

Rushing	No	Gain	Loss	Net	TD	Lg	Avg
Peardon, Matt	26	160	0	160	2	17	6.2
Henley, Matt	10	17	3	14	0	5	1.4
Akins, Drew	10	22	21	1	0	14	0.1
TEAM	2	0	2	-2	0	0	-1.0
Totals...	48	199	26	173	2	17	3.6

Passing	Att-Cmp-Int	Yds	TD	Long	Sack
Akins, Drew	4-2-0	95	2	55	2
Totals...	4-2-0	95	2	55	2

Receiving	No.	Yds	TD	Long
Atchley, Daniel	1	55	1	55
Headden, Ryan	1	40	1	40
Totals...	2	95	2	55

Punting	No.	Yds	Avg	Long	In20
Perry, Weston	2	54	27.0	36	0
Totals...	2	54	27.0	36	0

All Returns	Punts			Kickoffs			Intercept		
	No.	Yds.	Lg	No.	Yds.	Lg	No.	Yds.	Lg
Headden, Ryan	0	0	0	2	33	17	0	0	0
Akins, Drew	1	0	0	0	0	0	0	0	0
Totals...	1	0	0	2	33	17	0	0	0

Field goal attempts

Perry, Weston 1st 06:48 43 yds - Missed

FUMBLES: Donelson Christian-Fenwick, Jim 2-2; Wooden, Chris 2-1; Garrett, Austin 1-0.
Boyd-Buchanan-Peardon, Matt 3-1; Akins, Drew 1-0.

Drive Chart

Drive Chart (Final)
2003 Blue Cross Bowl
Donelson Christian vs Boyd-Buchanan (Dec 5, 2003 at Murfreesboro, TN)

	Drive Started				Drive Ended				Consumed	
Team	**Qtr**	**Spot**	**Time**	**Obtained**	**Spot**	**Time**	**How Lost**		**Pl-Yds**	**TOP**
DCA	1st	D25	12:00	Kickoff	D39	10:01	Punt		4-14	01:59
DCA	1st	D20	06:48	Missed FG	B39	11:45	Punt		12-41	07:03
DCA	2nd	B13	10:15	Fumble	B13	06:42	*FIELD GOAL		9-0	03:33#
DCA	2nd	D32	03:33	Punt	D33	01:54	Fumble		3-1	01:39
DCA	2nd	D35	00:44	Downs	D41	12:00	End of half		2-6	00:44
DCA	3rd	D03	04:22	Kickoff	D11	02:19	Punt		3-8	02:03
DCA	3rd	D25	00:28	Punt	D32	10:29	Punt		3-7	01:59
DCA	4th	D14	08:36	Kickoff	D09	08:07	Fumble		3--5	00:29
DCA	4th	D24	07:26	Kickoff	D43	05:41	Downs		6-19	01:45
DCA	4th	D30	04:18	Kickoff	D31	04:01	Fumble		1-1	00:17
DCA	4th	D22	02:00	Downs	D36	01:02	Downs		5-14	00:58
BBHS	1st	B40	12:00	Possession	B40	12:00	Kickoff		0-0	00:00
BBHS	1st	B50	10:01	Punt	D26	06:48	Missed FG		6-24	03:13
BBHS	2nd	B01	11:45	Punt	B13	10:15	Fumble		3-12	01:30
BBHS	2nd	B11	06:42	Kickoff	B32	03:33	Punt		6-21	03:09
BBHS	2nd	D33	01:54	Fumble	D35	00:44	Downs		4--2	01:10
BBHS	3rd	B20	12:00	Kickoff	D00	04:22	*TOUCHDOWN		16-80	07:38#
BBHS	3rd	D41	02:19	Punt	D43	00:28	Punt		3--2	01:51
BBHS	4th	B44	10:29	Punt	D00	08:36	*TOUCHDOWN		4-56	01:53
BBHS	4th	D09	08:07	Fumble	D00	07:26	*TOUCHDOWN		2-9	00:41#
BBHS	4th	D43	05:41	Downs	D00	04:18	*TOUCHDOWN		3-43	01:23
BBHS	4th	D31	04:01	Fumble	D22	02:00	Downs		4-9	02:01
BBHS	4th	D36	01:02	Downs	D38	00:00	End of half		2--2	01:02

DCA	**1st Qtr**	**2nd Qtr**	**3rd Qtr**	**4th Qtr**	**1st Half**	**2nd Half**	**Total**
Time of possession	08:47	06:11	02:31	05:00	14:58	07:31	22:29
3rd Down Conversions	2/4	0/4	0/1	0/4	2/8	0/5	2/13
Avg Field Position	D22	B49	D14	D22	D39	D19	D28
4th Down Conversions	0/0	1/1	0/0	0/2	1/1	0/2	1/3

BBHS	**1st Qtr**	**2nd Qtr**	**3rd Qtr**	**4th Qtr**	**1st Half**	**2nd Half**	**Total**
Time of possession	03:13	05:49	09:29	07:00	09:02	16:29	25:31
3rd Down Conversions	0/1	0/2	2/4	2/3	0/3	4/7	4/10
Avg Field Position	B50	B26	B39	D35	B32	D43	B48
4th Down Conversions	0/0	0/1	1/1	0/1	0/1	1/2	1/3

Drive Chart (By Quarter)

		Drive Started			Drive Ended			Consumed	
Team	**Qtr**	**Spot**	**Time**	**Obtained**	**Spot**	**Time**	**How Lost**	**Pl-Yds**	**TOP**
BBHS	1st	B40	12:00	Possession	B40	12:00	Kickoff	0-0	00:00
DCA	1st	D25	12:00	Kickoff	D39	10:01	Punt	4-14	01:59
BBHS	1st	B50	10:01	Punt	D26	06:48	Missed FG	6-24	03:13
DCA	1st	D20	06:48	Missed FG	B39	11:45	Punt	12-41	07:03
BBHS	2nd	B01	11:45	Punt	B13	10:15	Fumble	3-12	01:30
DCA	2nd	B13	10:15	Fumble	B13	06:42	*FIELD GOAL	9-0	03:33#
BBHS	2nd	B11	06:42	Kickoff	B32	03:33	Punt	6-21	03:09
DCA	2nd	D32	03:33	Punt	D33	01:54	Fumble	3-1	01:39
BBHS	2nd	D33	01:54	Fumble	D35	00:44	Downs	4--2	01:10
DCA	2nd	D35	00:44	Downs	D41	12:00	End of half	2-6	00:44
BBHS	3rd	B20	12:00	Kickoff	D00	04:22	*TOUCHDOWN	16-80	07:38#
DCA	3rd	D03	04:22	Kickoff	D11	02:19	Punt	3-8	02:03
BBHS	3rd	D41	02:19	Punt	D43	00:28	Punt	3--2	01:51
DCA	3rd	D25	00:28	Punt	D32	10:29	Punt	3-7	01:59
BBHS	4th	B44	10:29	Punt	D00	08:36	*TOUCHDOWN	4-56	01:53
DCA	4th	D14	08:36	Kickoff	D09	08:07	Fumble	3--5	00:29
BBHS	4th	D09	08:07	Fumble	D00	07:26	*TOUCHDOWN	2-9	00:41#
DCA	4th	D24	07:26	Kickoff	D43	05:41	Downs	6-19	01:45
BBHS	4th	D43	05:41	Downs	D00	04:18	*TOUCHDOWN	3-43	01:23
DCA	4th	D30	04:18	Kickoff	D31	04:01	Fumble	1-1	00:17
BBHS	4th	D31	04:01	Fumble	D22	02:00	Downs	4-9	02:01
DCA	4th	D22	02:00	Downs	D36	01:02	Downs	5-14	00:58
BBHS	4th	D36	01:02	Downs	D38	00:00	End of half	2--2	01:02

Defensive Statistics

Defensive Statistics (Final)
2003 Blue Cross Bowl
Donelson Christian vs Boyd-Buchanan (Dec 5, 2003 at Murfreesboro, TN)

Donelson Christian

##	Player	Solo	Ast	Tot	TFL/Yds	FF	FR-Yd	Intc	BrUp	Blkd	Sack/Yds	QH
1	Ingram, Regan	2	9	11	0.5/0	.	.	.	.	.	/	.
23	Jackson, Drew	4	4	8	0.5/1	.	.	.	.	.	/	.
33	Hoskins, Tiger	3	5	8	0.5/1	.	.	.	.	.	/	.
54	Pomeroy, Wes	3	4	7	0.5/1	.	.	.	.	.	/	.
42	Hall, Justin	4	2	6	.	1	.	.	1	.	/	.
72	Thompson, Mark	2	4	6	1.0/5	.	.	.	.	.	1/5	.
52	Menchaca, R.	5	.	5	1.0/1	1	1-0	.	.	.	/	.
86	Link, John	2	1	3	1.0/10	.	.	.	.	.	1/10	.
56	Mundy, Blake	2	1	3	1.0/4	.	.	.	.	.	/	.
53	Drummond, Josh	1	1	2	1.0/1	.	.	.	.	.	/	.
6	Garrett, Austin	1	.	1	.	.	.	.	.	.	/	.
65	Willis, Ryan	1	.	1	.	.	.	.	.	.	/	.
25	Wooden, Chris	.	1	1	.	.	.	.	.	.	/	.

Boyd-Buchanan

##	Player	Solo	Ast	Tot	TFL/Yds	FF	FR-Yd	Intc	BrUp	Blkd	Sack/Yds	QH
63	Armstrong, R.	7	4	11	2.0/3	1	1-0	.	.	.	1/2	.
25	Henley, Matt	3	4	7	.	.	.	.	.	.	/	.
67	Beagles, Ryan	3	4	7	0.5/1	.	.	.	.	.	/	.
17	Coleman, Robert	2	5	7	0.5/1	.	.	.	.	.	/	.
50	Davis, Jeremy	4	1	5	.	1	.	.	.	.	/	.
30	Moore, Dan	3	1	4	1.0/1	2	.	.	.	.	/	.
51	Davis, Jason	2	2	4	1.0/2	.	.	.	.	.	1/2	.
34	Yother, Taylor	.	4	4	.	.	1-0	.	.	.	/	.
18	Headden, Ryan	2	.	2	.	.	.	.	.	.	/	.
5	Woodard, Henry	.	2	2	.	.	1-0	.	.	.	/	.
48	Updegraff, Ross	1	.	1	.	.	.	.	.	.	/	.
24	Swinea, Matt	1	.	1	.	.	.	.	.	.	/	.
42	Welch, Joseph	.	1	1	.	.	.	.	.	.	/	.
11	Akins, Drew	.	1	1	.	.	.	.	1	.	/	.
53	Clonts, J.C.	.	1	1	.	.	.	.	.	.	/	.

Play-by-Play Summary (1st Quarter)

```
  D 1-10 D40   Change of possession, BBHS ball on BBHS40, 1st and 10.

                   Perry, Weston kickoff 56 yards to the DCA4, Hall, Justin return 21 yards
                   to the DCA25 (Armstrong, R.;Yother, Taylor).
  D 1-10 D25   DONELSON CHRISTIAN drive start at 12:00 (1st).
  D 1-10 D25   Fenwick, Jim pass complete to Hall, Justin for 12 yards to the DCA37, 1ST
               DOWN DCA.
  D 1-10 D37   Fenwick, Jim pass complete to Hall, Justin for 5 yards to the DCA42 (Henley,
               Matt;Akins, Drew).
  D 2-5  D42   Wooden, Chris rush for 2 yards to the DCA44 (Davis, Jeremy).
  D 3-3  D44   PENALTY DCA false start 5 yards to the DCA39.
  D 3-8  D39   Fenwick, Jim pass incomplete to Hall, Justin.
  D 4-8  D39   Winningham, D. punt 12 yards to the BBHS49, downed.
--------------- 4 plays, 14 yards, TOP 01:59 ---------------

      B 1-10 B49   BOYD-BUCHANAN drive start at 10:01 (1st).
      B 1-10 B49   BBHS ball on 50 yardline.
      B 1-10 B50   Henley, Matt rush for 3 yards to the DCA47 (Pomeroy, Wes).
      B 2-7  D47   Peardon, Matt rush for 17 yards to the DCA30, 1ST DOWN BBHS
                   (Jackson, Drew).
      B 1-10 D30   Peardon, Matt rush for 8 yards to the DCA22 (Hall, Justin).
      B 2-2  D22   Peardon, Matt rush for 1 yard to the DCA21 (Thompson, Mark;Hoskins,
                   Tiger).
      B 3-1  D21   Peardon, Matt rush for no gain to the DCA21 (Pomeroy, Wes;Ingram,
                   Regan).
      B 4-1  D21   PENALTY BBHS delay of game 5 yards to the DCA26.
      B 4-6  D26   Perry, Weston field goal attempt from 43 MISSED - wide right, spot at
                   DCA20, clock 06:48.
--------------- 6 plays, 24 yards, TOP 03:13 ---------------

  D 1-10 D20   PENALTY DCA false start 5 yards to the DCA15.
  D 1-15 D15   Wooden, Chris rush for 2 yards to the DCA17 (Davis, Jason).
  D 2-13 D17   Hoskins, Tiger rush for 6 yards to the DCA23 (Henley, Matt;Beagles, Ryan).
  D 3-7  D23   Timeout Donelson Christian, clock 05:36.
  D 3-7  D23   Fenwick, Jim rush for 9 yards to the DCA32, 1ST DOWN DCA (Clonts,
               J.C.;Coleman, Robert).
  D 1-10 D32   Fenwick, Jim rush for 1 yard to the DCA33 (Beagles, Ryan).
  D 2-9  D33   Wooden, Chris rush for 1 yard to the DCA34 (Moore, Dan;Davis, Jeremy).
  D 3-8  D34   PENALTY DCA delay of game 5 yards to the DCA29.
  D 3-13 D29   Fenwick, Jim sacked for loss of 2 yards to the DCA27 (Davis, Jason).
  D 4-15 D27   Winningham, D. punt 31 yards to the BBHS42, Akins, Drew return to the BBHS41
               (Peardon, Matt), PENALTY BBHS roughing the kicker 16 yards to the DCA43,
               1ST DOWN DCA, NO PLAY.
  D 1-10 D43   Fields, Ryan rush for loss of 1 yard to the DCA42 (Moore, Dan).
  D 2-11 D42   Fenwick, Jim pass incomplete to Garrett, Austin (Akins, Drew).
  D 3-11 D42   Fenwick, Jim pass complete to Fields, Ryan for 15 yards to the BBHS43,
               1ST DOWN DCA (Henley, Matt).
  D 1-10 B43   Fenwick, Jim rush for 1 yard to the BBHS42 (Coleman, Robert).
  D 2-9  B42   Hoskins, Tiger rush for 3 yards to the BBHS39 (Yother, Taylor;Henley, Matt).

                                  =========END OF 1st QUARTER==========
                                  DONELSON CHRISTIAN 0, BOYD-BUCHANAN 0
                                  ====================================
```

Play-by-Play Summary (2nd quarter)

```
  D 3-6  B39   Start of 2nd quarter, clock 12:00.
  D 3-6  B39   Fenwick, Jim pass incomplete to Garrett, Austin.
  D 4-6  B39   Winningham, D. punt 38 yards to the BBHS1, downed.
--------------- 12 plays, 41 yards, TOP 07:03 ---------------

      B 1-10 B01   BOYD-BUCHANAN drive start at 11:45 (2nd).
      B 1-10 B01   Henley, Matt rush for 1 yard to the BBHS2 (Ingram, Regan;Thompson,
                   Mark).
      B 2-9  B02   Peardon, Matt rush for 10 yards to the BBHS12, 1ST DOWN BBHS
                   (Jackson, Drew;Hoskins, Tiger).
      B 1-10 B12   Peardon, Matt rush to the BBHS14, fumble forced by Menchaca, R., fumble
                   by Peardon, Matt recovered by DCA Menchaca, R. at BBHS13.
--------------- 3 plays, 12 yards, TOP 01:30 ---------------

  D 1-10 B13   DONELSON CHRISTIAN drive start at 10:15 (2nd).
  D 1-10 B13   Wooden, Chris rush for 5 yards to the BBHS8 (Headden, Ryan).
  D 2-5  B08   Wooden, Chris rush for no gain to the BBHS8 (Davis, Jeremy).
  D 3-5  B08   Wooden, Chris rush to the BBHS3, fumble forced by Davis, Jeremy, fumble by
               Wooden, Chris recovered by DCA Mundy, Blake at BBHS4.
  D 4-1  B04   Fenwick, Jim rush for 2 yards to the BBHS2, 1ST DOWN DCA (Armstrong,
               R.).
  D 1-G  B02   Wooden, Chris rush for loss of 1 yard to the BBHS3 (Armstrong, R.).
  D 2-G  B03   Fenwick, Jim rush for 1 yard to the BBHS2 (Coleman, Robert;Beagles, Ryan),
               PENALTY DCA holding 10 yards to the BBHS12.
  D 2-G  B12   2nd and 12.
  D 2-G  B12   Fenwick, Jim pass complete to Garrett, Austin for 9 yards to the BBHS3
               (Headden, Ryan).
  D 3-G  B03   PENALTY DCA delay of game 5 yards to the BBHS8.
  D 3-G  B08   Timeout Donelson Christian, clock 06:51.
  D 3-G  B08   Fenwick, Jim pass incomplete to Garrett, Austin.
  D 4-G  B08   PENALTY DCA delay of game 5 yards to the BBHS13.
  D 4-G  B13   Basescu, Aaron field goal attempt from 30 GOOD, clock 06:42.

                            ====================================
                            DONELSON CHRISTIAN 3, BOYD-BUCHANAN 0
                            ====================================

--------------- 9 plays, 0 yards, TOP 03:33 ---------------

               Basescu, Aaron kickoff 54 yards to the BBHS6, Headden, Ryan return 16 yards
               to the BBHS22 (Hoskins, Tiger), PENALTY BBHS illegal block 11 yards to
               the BBHS11, 1st and 10, BBHS ball on BBHS11.
      B 1-10 B11   BOYD-BUCHANAN drive start at 06:42 (2nd).
      B 1-10 B11   Peardon, Matt rush for 17 yards to the BBHS28, 1ST DOWN BBHS
                   (Jackson, Drew).
      B 1-10 B28   Akins, Drew pass incomplete to Headden, Ryan.
      B 2-10 B28   Akins, Drew rush for 14 yards to the BBHS42, 1ST DOWN BBHS (Hall,
                   Justin).
      B 1-10 B42   Peardon, Matt rush for 1 yard to the BBHS43 (Menchaca, R.).
      B 2-9  B43   Akins, Drew rush for loss of 1 yard to the BBHS42 (Drummond, Josh).
      B 3-10 B42   Timeout Boyd-Buchanan, clock 04:17.
      B 3-10 B42   Akins, Drew sacked for loss of 10 yards to the BBHS32 (Link, John).
      B 4-20 B32   Perry, Weston punt 36 yards to the DCA32, Garrett, Austin return 0 yards
                   to the DCA32, fumble by Garrett, Austin recovered by DCA Garrett, Austin at
                   DCA32, Garrett, Austin for 2 yards to the DCA34 (Welch, Joseph;Coleman,
                   Robert).
--------------- 6 plays, 10 yards, TOP 03:09 ---------------

  D 1-10 D34   DONELSON CHRISTIAN drive start at 03:33 (2nd).
  D 1-10 D34   Jackson, Drew rush for no gain to the DCA34 (Davis, Jason;Yother, Taylor).
  D 2-10 D34   Fields, Ryan rush for loss of 2 yards to the DCA32 (Coleman, Robert;Beagles,
               Ryan).
  D 3-12 D32   Fenwick, Jim rush to the DCA32, fumble forced by Moore, Dan, fumble by
               Fenwick, Jim recovered by BBHS Yother, Taylor at DCA33.
--------------- 3 plays, minus 1 yards, TOP 01:39 ---------------

      B 1-10 D33   BOYD-BUCHANAN drive start at 01:54 (2nd).
      B 1-10 D33   Peardon, Matt rush for 4 yards to the DCA29 (Hoskins, Tiger).
```

```
      B 2-6  D29   Akins, Drew rush to the DCA30, fumble by Akins, Drew recovered by BBHS
                   Akins, Drew at DCA30, Akins, Drew for no gain to the DCA30 (Pomeroy,
                   Wes;Ingram, Regan).
      B 3-7  D30   Timeout Boyd-Buchanan, clock 01:15.
      B 3-7  D30   Akins, Drew sacked for loss of 5 yards to the DCA35 (Thompson, Mark).
      B 4-12 D35   Timeout Boyd-Buchanan, clock 00:54.
      B 4-12 D35   Akins, Drew pass incomplete to Atchley, Daniel (Hall, Justin).
--------------- 4 plays, minus 2 yards, TOP 01:10 ---------------

  D 1-10 D35   DONELSON CHRISTIAN drive start at 00:44 (2nd).
  D 1-10 D35   Jackson, Drew rush for 5 yards to the DCA40 (Henley, Matt).
  D 2-5  D40   Jackson, Drew rush for 1 yard to the DCA41 (Davis, Jeremy).
  D 3-4  D41   End of 1st half, clock 00:00.

                              =========END OF 2nd QUARTER==========
                              DONELSON CHRISTIAN 3, BOYD-BUCHANAN 0
                              =====================================
```

Play-by-Play Summary (3rd quarter)

```
  D 3-4  D41   Start of 3rd quarter, clock 12:00.
--------------- 2 plays, 6 yards, TOP 00:44 ---------------

               Basescu, Aaron kickoff 56 yards to the BBHS3, Headden, Ryan return 17 yards
               to the BBHS20 (Willis, Ryan).
      B 1-10 B20   BOYD-BUCHANAN drive start at 12:00 (3rd).
      B 1-10 B20   Peardon, Matt rush for 13 yards to the BBHS33, 1ST DOWN BBHS
                   (Jackson, Drew;Hall, Justin).
      B 1-10 B33   Akins, Drew rush for no gain to the BBHS33 (Pomeroy, Wes).
      B 2-10 B33   Peardon, Matt rush for 3 yards to the BBHS36 (Ingram, Regan).
      B 3-7  B36   Peardon, Matt rush for 8 yards to the BBHS44, 1ST DOWN BBHS
                   (Jackson, Drew).
      B 1-10 B44   Henley, Matt rush for 5 yards to the BBHS49 (Hoskins, Tiger;Ingram,
                   Regan).
      B 2-5  B49   Peardon, Matt rush for 12 yards to the DCA39, 1ST DOWN BBHS
                   (Garrett, Austin).
      B 1-10 D39   Henley, Matt rush for loss of 1 yard to the DCA40 (Menchaca, R.).
      B 2-11 D40   Peardon, Matt rush to the DCA25, fumble forced by Hall, Justin, fumble
                   by Peardon, Matt recovered by BBHS TEAM at DCA22, 1ST DOWN BBHS,
                   out-of-bounds.
      B 1-10 D22   Peardon, Matt rush for 2 yards to the DCA20 (Thompson, Mark;Ingram,
                   Regan).
      B 2-8  D20   Peardon, Matt rush for 7 yards to the DCA13 (Jackson, Drew).
      B 3-1  D13   Henley, Matt rush for 1 yard to the DCA12, 1ST DOWN BBHS (Ingram,
                   Regan;Pomeroy, Wes).
      B 1-10 D12   Henley, Matt rush for 4 yards to the DCA8 (Ingram, Regan).
      B 2-6  D08   Peardon, Matt rush for 5 yards to the DCA3 (Link, John;Hall, Justin).
      B 3-1  D03   Henley, Matt rush for no gain to the DCA3 (Link, John).
      B 4-1  D03   Henley, Matt rush for 1 yard to the DCA2, 1ST DOWN BBHS
                   (Menchaca, R.).
      B 1-G  D02   Peardon, Matt rush for 2 yards to the DCA0, TOUCHDOWN, clock 04:22.
                   Perry, Weston kick attempt good.

                             ====================================
                             DONELSON CHRISTIAN 3, BOYD-BUCHANAN 7
                             ====================================

      B 1-G  B40   PENALTY DCA IP 15 yards to the DCA45.
--------------- 16 plays, 80 yards, TOP 07:38 ---------------

                   Perry, Weston kickoff 42 yards to the DCA3, Hall, Justin return 0 yards
                   to the DCA3.
  D 1-10 D03   DONELSON CHRISTIAN drive start at 04:22 (3rd).
  D 1-10 D03   Fenwick, Jim pass complete to Garrett, Austin for 3 yards to the DCA6
               (Coleman, Robert;Woodard, Henry).
  D 2-7  D06   Hoskins, Tiger rush for 4 yards to the DCA10 (Yother, Taylor;Armstrong, R.).
  D 3-3  D10   Fenwick, Jim rush for 1 yard to the DCA11 (Beagles, Ryan).
  D 4-2  D11   Winningham, D. punt 30 yards to the DCA41, Akins, Drew return 0 yards to the
               DCA41 (Mundy, Blake).
--------------- 3 plays, 8 yards, TOP 02:03 ---------------

      B 1-10 D41   BOYD-BUCHANAN drive start at 02:19 (3rd).
      B 1-10 D41   Akins, Drew rush for no gain to the DCA41 (Pomeroy, Wes;Drummond, Josh).
      B 2-10 D41   Henley, Matt rush for 2 yards to the DCA39 (Menchaca, R.).
      B 3-8  D39   Akins, Drew rush for loss of 4 yards to the DCA43 (Mundy, Blake).
      B 4-12 D43   Perry, Weston punt 18 yards to the DCA25, downed.
--------------- 3 plays, minus 2 yards, TOP 01:51 ---------------

  D 1-10 D25   DONELSON CHRISTIAN drive start at 00:28 (3rd).
  D 1-10 D25   Wooden, Chris rush for 5 yards to the DCA30 (Armstrong, R.).

                             =========END OF 3rd QUARTER==========
                             DONELSON CHRISTIAN 3, BOYD-BUCHANAN 7
                             ====================================
```

Play-by-Play Summary (4th quarter)

```
  D 2-5  D30   Start of 4th quarter, clock 12:00.
  D 2-5  D30   Wooden, Chris rush for no gain to the DCA30 (Henley, Matt).
  D 3-5  D30   Wooden, Chris rush for 2 yards to the DCA32 (Beagles, Ryan;Armstrong, R.).
  D 4-3  D32   Winningham, D. punt 24 yards to the BBHS44, downed.
--------------- 3 plays, 7 yards, TOP 01:59 ---------------

      B 1-10 B44   BOYD-BUCHANAN drive start at 10:29 (4th).
      B 1-10 B44   Peardon, Matt rush to the BBHS45, fumble by Peardon, Matt recovered by
                   BBHS Peardon, Matt at BBHS46, Peardon, Matt for 2 yards to the BBHS48
                   (Thompson, Mark).
      B 2-6  B48   Peardon, Matt rush for 2 yards to the 50 yardline (Hall, Justin).
      B 3-4  B50   Akins, Drew rush for 5 yards to the DCA45 (Jackson, Drew;Ingram, Regan),
                   PENALTY BBHS illegal block 10 yards to the BBHS45.
      B 3-9  B45   3rd and 9.
      B 3-9  B45   Akins, Drew pass complete to Atchley, Daniel for 55 yards to the DCA0,
                   1ST DOWN BBHS, TOUCHDOWN, clock 08:36.
                   Perry, Weston kick attempt good.

                             ======================================
                             DONELSON CHRISTIAN 3, BOYD-BUCHANAN 14
                             ======================================

--------------- 4 plays, 56 yards, TOP 01:53 ---------------

                   Perry, Weston kickoff 55 yards to the DCA5, Garrett, Austin return 9
                   yards to the DCA14 (Armstrong, R.).
  D 1-10 D14   DONELSON CHRISTIAN drive start at 08:36 (4th).
  D 1-10 D14   Fenwick, Jim pass incomplete to Garrett, Austin.
  D 2-10 D14   Fenwick, Jim pass incomplete to Hall, Justin.
  D 3-10 D14   Fenwick, Jim pass complete to Wooden, Chris to the DCA9, fumble forced by
               Armstrong, R., fumble by Wooden, Chris recovered by BBHS Armstrong, R. at
               DCA9.
--------------- 3 plays, minus 5 yards, TOP 00:29 ---------------

      B 1-G  D09   BOYD-BUCHANAN drive start at 08:07 (4th).
      B 1-G  D09   Peardon, Matt rush for 3 yards to the DCA6 (Mundy, Blake;Thompson,
                   Mark).
      B 2-G  D06   Peardon, Matt rush for 6 yards to the DCA0, TOUCHDOWN, clock 07:26.
                   Perry, Weston kick attempt failed.

                             ======================================
                             DONELSON CHRISTIAN 3, BOYD-BUCHANAN 20
                             ======================================

--------------- 2 plays, 9 yards, TOP 00:41 ---------------

                   Perry, Weston kickoff 55 yards to the DCA5, Hall, Justin return 19 yards
                   to the DCA24 (Swinea, Matt).
  D 1-10 D24   DONELSON CHRISTIAN drive start at 07:26 (4th).
  D 1-10 D24   Fenwick, Jim rush for 7 yards to the DCA31 (Armstrong, R.;Henley, Matt).
  D 2-3  D31   Wooden, Chris rush for 9 yards to the DCA40, 1ST DOWN DCA (Coleman,
               Robert).
  D 1-10 D40   Garrett, Austin pass incomplete to Fenwick, Jim.
  D 2-10 D40   Fenwick, Jim pass incomplete to Hall, Justin.
  D 3-10 D40   Fenwick, Jim pass incomplete to Garrett, Austin.
  D 4-10 D40   Timeout Donelson Christian, clock 05:52.
  D 4-10 D40   Fenwick, Jim rush for 3 yards to the DCA43 (Beagles, Ryan).
--------------- 6 plays, 19 yards, TOP 01:45 ---------------

      B 1-10 D43   BOYD-BUCHANAN drive start at 05:41 (4th).
      B 1-10 D43   Peardon, Matt rush for 3 yards to the DCA40 (Hoskins, Tiger;Ingram,
                   Regan).
      B 2-7  D40   Peardon, Matt rush for 4 yards to the DCA36 (Ingram, Regan), PENALTY
                   BBHS IP 5 yards to the DCA45, NO PLAY.
      B 2-12 D45   Peardon, Matt rush for 5 yards to the DCA40 (Ingram, Regan;Wooden,
                   Chris).
      B 3-7  D40   Akins, Drew pass complete to Headden, Ryan for 40 yards to the DCA0,
                   1ST DOWN BBHS, TOUCHDOWN, clock 04:18.
```

B 1-G D02 *PENALTY BBHS IS 6 yards to the DCA8*.
Perry, Weston kick attempt failed.

==========
DONELSON CHRISTIAN 3, BOYD-BUCHANAN 26
==========

---------- 3 plays, 43 yards, TOP 01:23 ----------

Perry, Weston kickoff 58 yards to the DCA2, Hall, Justin return 28 yards to the DCA30 (Woodard, Henry;Davis, Jason).
D 1-10 D30 DONELSON CHRISTIAN drive start at 04:18 (4th).
D 1-10 D30 Fenwick, Jim rush to the DCA32, fumble forced by Moore, Dan, fumble by Fenwick, Jim recovered by BBHS Woodard, Henry at DCA31.
---------- 1 plays, 1 yards, TOP 00:17 ----------

B 1-10 D31 BOYD-BUCHANAN drive start at 04:01 (4th).
B 1-10 D31 Henley, Matt rush for loss of 2 yards to the DCA33 (Hoskins, Tiger;Jackson, Drew).
B 2-12 D33 Peardon, Matt rush for 6 yards to the DCA27 (Hoskins, Tiger).
B 3-6 D27 Peardon, Matt rush for 2 yards to the DCA25 (Pomeroy, Wes).
B 4-4 D25 Akins, Drew rush for 3 yards to the DCA22, *PENALTY BBHS holding declined*.
---------- 4 plays, 9 yards, TOP 02:01 ----------

D 1-10 D22 DCA ball on DCA22.
D 1-10 D22 DONELSON CHRISTIAN drive start at 02:00 (4th).
D 1-10 D22 Timeout Boyd-Buchanan, clock 02:00.
D 1-10 D22 Fenwick, Jim pass complete to Ingram, Regan for 11 yards to the DCA33, **1ST DOWN DCA** (Armstrong, R.).
D 1-10 D33 Fenwick, Jim pass incomplete to Garrett, Austin.
D 2-10 D33 Fenwick, Jim sacked for loss of 2 yards to the DCA31 (Armstrong, R.).
D 3-12 D31 Fenwick, Jim pass incomplete to Garrett, Austin.
D 4-12 D31 Wooden, Chris rush for 5 yards to the DCA36 (Updegraff, Ross).
---------- 5 plays, 14 yards, TOP 00:58 ----------

B 1-10 D36 BOYD-BUCHANAN drive start at 01:02 (4th).
B 1-10 D36 TEAM rush for loss of 1 yard to the DCA37.
B 2-11 D37 TEAM rush for loss of 1 yard to the DCA38.
B 3-12 D38 End of 2nd half, clock 00:00.
---------- 2 plays, minus 2 yards, TOP 01:02 ----------

==========FINAL SCORE==========
DONELSON CHRISTIAN 3, BOYD-BUCHANAN 26
==========

2002 Class 1A Football Playoffs

November 8 - December 6, 2002

First Round

R1 #1	Cloudland (10-0)	48
	Game 101 Fri. Nov. 8 7 PM	
R2 #4	Midway (6-4)	6
R2 #2	Coalfield (8-2)	21
	Game 102 Fri. Nov. 8 7 PM	
R1 #3	Powell Valley (6-4)	22
R1 #2	Jellico (5-5)	0
	Game 103 Fri. Nov. 8 7 PM	
R2 #3	Oneida (7-3)	7
R1 #4	North Greene (3-7)	6
	Game 104 Fri. Nov. 8 7 PM	
R2 #1	Greenback (10-0)	53
R3 #1	Boyd Buchanan (9-1)	55
	Game 105 Fri. Nov. 8 7 PM	
R4 #4	Watertown (6-4)	18
R4 #2	Friendship Christian (7-3)	42
	Game 106 Fri. Nov. 8 7 PM	
R3 #3	Whitwell (6-4)	15
R3 #2	South Pittsburg (9-1)	47
	Game 107 Fri. Nov. 8 7 PM	
R4 #3	Monterey (7-3)	0
R3 #4	Lookout Valley (1-9)	0
	Game 108 Fri. Nov. 8 7 PM	
R4 #1	Gordonsville (8-2)	50
R5 #1	Ezell-Harding (10-0)	47
	Game 109 Fri. Nov. 8 7 PM	
R6 #4	Forrest (5-5)	13
R6 #2	Cascade (8-2)	13
	Game 110 Fri. Nov. 8 7 PM	
R5 #3	DCA (7-3)	42
R5 #2	CPA (7-3)	34
	Game 111 Fri. Nov. 8 7 PM	
R6 #3	Wayne Co. (7-3)	0
R5 #4	Jo Byrns (7-3)	7
	Game 112 Fri. Nov. 8 7 PM	
R6 #1	Collinwood (10-0)	20
R7 #1	USJ (10-0)	42
	Game 113 Fri. Nov. 8 7 PM	
R8 #4	Halls (4-6)	6
R8 #2	West Carroll (6-4)	12
	Game 114 Fri. Nov. 8 7 PM	
R7 #3	Jackson Christian (7-3)	15
R7 #2	Fayette Academy (8-2)	46
	Game 115 Fri. Nov. 8 7 PM	
R8 #3	Greenfield (6-4)	6
R7 #4	Perry Co. (2-8)	0
	Game 116 Fri. Nov. 8 7 PM	
R8 #1	Hollow Rock-Bruceton (8-2)	42

Second Round

	Cloudland	46
Game 201 Fri. Nov. 15 7 PM		
	Powell Valley	6
	Oneida	7
Game 202 Fri. Nov. 15 7 PM		
	Greenback	25
	Boyd Buchanan	38
Game 203 Fri. Nov. 15 7 PM		
	Friendship Christian	0
	South Pittsburg	14
Game 204 Fri. Nov. 15 7 PM		
	Gordonsville	21
	Ezell-Harding	31
Game 205 Fri. Nov. 15 7 PM		
	DCA	0
	CPA	31
Game 206 Fri. Nov. 15 7 PM		
	Collinwood	6
	USJ	34
Game 207 Fri. Nov. 15 7 PM		
	Jackson Christian	0
	Fayette Academy	6
Game 208 Fri. Nov. 15 7 PM		
	Hollow Rock-Bruceton	15

Quarterfinals

	Cloudland	22
Game 301 Fri. Nov. 22 7 PM		
	Greenback	7
	Boyd Buchanan	34
Game 302 Fri. Nov. 22 7 PM		
	Gordonsville	6
	Ezell-Harding	7
Game 303 Fri. Nov. 22 7 PM		
	CPA	24
	USJ	21
Game 304 Fri. Nov. 22 7 PM		
	Hollow Rock-Bruceton	7

Semifinals

	Cloudland	8
Game 401 Fri. Nov. 29 7 PM		
	Boyd Buchanan	39
	CPA	14
Game 402 Fri. Nov. 29 7 PM		
	USJ	0

Championship

	Boyd Buchanan	20
OT **Game 501** Fri. Dec. 6 3:30 PM BlueCross Bowl @ MTSU		
	CPA	26

CPA

STATE CHAMPION

Notes:

2001 Class 1A Football Playoffs

November 2 - November 30, 2001

First Round

R1 #1	Cloudland (9-1)	30	**Game 101** Fri. Nov. 2 7 PM
R2 #4	Coalfield (5-5)	0	
R2 #2	Greenback (9-1)	60	**Game 102** Fri. Nov. 2 7 PM
R1 #3	Powell Valley (5-5)	12	
R1 #2	Jellico (6-4)	6	**Game 103** Fri. Nov. 2 7 PM
R2 #3	Oneida (7-3)	48	
R1 #4	North Greene (2-8)	0	**Game 104** Fri. Nov. 2 7 PM
R2 #1	Midway (8-2)	68	
R3 #1	Whitwell (7-3)	35	**Game 105** Fri. Nov. 2 7 PM
R4 #4	Monterey (6-4)	20	
R4 #2	Friendship Christian (6-4)	27	**Game 106** Fri. Nov. 2 7 PM
R3 #3	South Pittsburg (6-4)	30	
R3 #2	Boyd Buchanan (5-5)	56	**Game 107** Fri. Nov. 2 7 PM
R4 #3	Watertown (5-5)	13	
R3 #4	Copper Basin (4-6)	7	**Game 108** Fri. Nov. 2 7 PM
R4 #1	Gordonsville (9-1)	40	
R5 #1	Ezell-Harding (10-0)	55	**Game 109** Fri. Nov. 2 7 PM
R6 #4	Moore Co. (4-6)	20	
R6 #2	Cascade (8-2)	20	**Game 110** Fri. Nov. 2 7 PM
R5 #3	Jo Byrns (8-2)	7	
R5 #2	CPA (8-2)	14	**Game 111** Fri. Nov. 2 7 PM
R6 #3	Wayne Co. (7-3)	7	
R5 #4	DCA (7-3)	7	**Game 112** Fri. Nov. 2 7 PM
R6 #1	Collinwood (9-0)	35	
R7 #1	USJ (9-1)	41	**Game 113** Fri. Nov. 2 7 PM
R8 #4	Lake Co. (4-6)	0	
R8 #2	Greenfield (8-2)	13	**Game 114** Fri. Nov. 2 7 PM
R7 #3	Fayette Academy (5-5)	6	
R7 #2	Jackson Christian (8-2)	27	**Game 115** Fri. Nov. 2 7 PM
R8 #3	South Fulton (6-4)	19	
R7 #4	Trinity Christian (5-5)	0	**Game 116** Fri. Nov. 2 7 PM
R8 #1	Hollow Rock-Bruceton (9-1)	41	

Second Round

Cloudland	60	**Game 201** Fri. Nov. 9 7 PM
Greenback	21	
Oneida	0	**Game 202** Fri. Nov. 9 7 PM
Midway	42	
Whitwell	7	**Game 203** Fri. Nov. 9 7 PM
South Pittsburg	21	
Boyd Buchanan	29	**Game 204** Fri. Nov. 9 7 PM
Gordonsville	39	
Ezell-Harding	42	**Game 205** Fri. Nov. 9 7 PM
Cascade	7	
CPA	14	**Game 206** Fri. Nov. 9 7 PM
Collinwood	19	
USJ	47	**Game 207** Fri. Nov. 9 7 PM
Greenfield	8	
Jackson Christian	7	**Game 208** Fri. Nov. 9 7 PM
Hollow Rock-Bruceton	42	

Quarterfinals

Cloudland	44	**Game 301** Fri. Nov. 16 7 PM
Midway	15	
South Pittsburg	21	**Game 302** Fri. Nov. 16 7 PM
Gordonsville	6	
Ezell-Harding	42	**Game 303** Fri. Nov. 16 7 PM
Collinwood	21	
USJ	21	**Game 304** Fri. Nov. 16 7 PM
Hollow Rock-Bruceton	9	

Semifinals

Cloudland	44	**Game 401** Fri. Nov. 23 7 PM
South Pittsburg	6	
Ezell-Harding	28	**Game 402** Fri. Nov. 23 7 PM
USJ	21	

Championship

Cloudland	26	**Game 501** Fri. Nov. 30 3:30 PM BlueCross Bowl @ MTSU
Ezell-Harding	63	

Ezell-Harding

STATE CHAMPION

Notes:

2000 Class 1A Football Playoffs

November 3 - December 1, 2000

First Round

R1 #1	Sunbright (10-0)	15
	Game 101 Sun. Dec. 3 7 PM	
R2 #4	Lookout Valley (7-3)	25
R2 #2	Charleston (9-1)	28
	Game 102 Fri. Nov. 3 7 PM	
R1 #3	Oneida (6-4)	7
R1 #2	Coalfield (6-4)	0
	Game 103 Fri. Nov. 3 7 PM	
R2 #3	Copper Basin (7-3)	27
R1 #4	Midway (5-5)	8
	Game 104 Fri. Nov. 3 7 PM	
R2 #1	Boyd Buchanan (8-2)	40
R3 #1	Trousdale Co. (6-3)	28
	Game 105 Fri. Nov. 3 7 PM	
R4 #4	Friendship Christian (6-4)	18
R4 #2	DCA (9-1)	21
	Game 106 Fri. Nov. 3 7 PM	
R3 #3	Watertown (5-5)	0
R3 #2	Gordonsville (5-5)	16
	Game 107 Fri. Nov. 3 7 PM	
R4 #3	FRA (6-4)	17
R3 #4	Monterey (5-5)	12
	Game 108 Fri. Nov. 3 7 PM	
R4 #1	CPA (10-0)	55
R5 #1	Nashville Christian (7-3)	31
	Game 109 Fri. Nov. 3 7 PM	
R6 #4	Cascade (7-3)	8
R6 #2	Moore Co. (9-1)	38
	Game 110 Fri. Nov. 3 7 PM	
R5 #3	Clarksville Academy (6-4)	0
R5 #2	Davidson Academy (5-5)	28
	Game 111 Fri. Nov. 3 7 PM	
R6 #3	Columbia Academy (7-3)	27
R5 #4	Jo Byrns (6-4)	22
	Game 112 Fri. Nov. 3 7 PM	
R6 #1	Collinwood (10-0)	41
R7 #1	West Carroll (7-3)	68
	Game 113 Fri. Nov. 3 7 PM	
R8 #4	Perry Co. (4-6)	8
R8 #2	Hollow Rock-Bruceton (8-2)	46
	Game 114 Fri. Nov. 3 7 PM	
R7 #3	Lake Co. (4-6)	6
R7 #2	South Fulton (5-5)	32
	Game 115 Fri. Nov. 3 7 PM	
R8 #3	Jackson Christian (4-6)	7
R7 #4	Gleason (2-8)	0
	Game 116 Fri. Nov. 3 7 PM	
R8 #1	USJ (9-1)	55

Second Round

Lookout Valley	20	
Game 201 Fri. Nov. 10 7 PM		
Charleston	21	
Copper Basin	20	
Game 202 Fri. Nov. 10 7 PM		
Boyd Buchanan	50	
Trousdale Co.	28	
Game 203 Fri. Nov. 10 7 PM		
DCA	27	
FRA	7	
Game 204 Fri. Nov. 10 7 PM		
CPA	34	
Nashville Christian	0	
Game 205 Fri. Nov. 10 7 PM		
Moore Co.	27	
Davidson Academy	33	
Game 206 Fri. Nov. 10 7 PM		
Collinwood	49	
West Carroll	0	
Game 207 Fri. Nov. 10 7 PM		
Hollow Rock-Bruceton	32	
South Fulton	19	
Game 208 Fri. Nov. 10 7 PM		
USJ	56	

Quarterfinals

Charleston	0	
Game 301 Fri. Nov. 17 7 PM		
Boyd Buchanan	35	
Trousdale Co.	14	
Game 302 Fri. Nov. 17 7 PM		
CPA	47	
Moore Co.	14	
Game 303 Fri. Nov. 17 7 PM		
Collinwood	33	
Hollow Rock-Bruceton	7	
Game 304 Fri. Nov. 17 7 PM		
USJ	17	

Semifinals

Boyd Buchanan	12	
Game 401 Sat. Nov. 25 7 PM		
CPA	41	
Collinwood	21	
Game 402 Sat. Nov. 25 7 PM		
USJ	34	

Championship

CPA	49	
Game 501 Fri. Dec. 1 3:30 PM BlueCross Bowl @ MTSU		
USJ	27	

CPA

STATE CHAMPION

Notes:

1999 Class 1A Football Playoffs

November 5 - December 3, 1999

First Round

R1 #1	Oneida (10-0)	27	**Game 101** Fri. Nov. 5 7 PM
R2 #4	Copper Basin (4-5)	6	
R2 #2	Boyd Buchanan (9-1)	24	**Game 102** Fri. Nov. 5 7 PM
R1 #3	Greenback (7-3)	14	
R1 #2	Powell Valley (9-1)	21	**Game 103** Fri. Nov. 5 7 PM
R2 #3	Charleston (6-4)	29	
R1 #4	Sunbright (7-3)	10	**Game 104** Fri. Nov. 5 7 PM
R2 #1	South Pittsburg (10-0)	76	
R3 #1	Trousdale Co. (9-1)	48	**Game 105** Fri. Nov. 5 7 PM
R4 #4	FRA (5-5)	0	
R4 #2	Ezell-Harding (8-2)	28	**Game 106** Fri. Nov. 5 7 PM
R3 #3	Gordonsville (4-6)	0	
R3 #2	Monterey (8-2)	0	**Game 107** Fri. Nov. 5 7 PM
R4 #3	DCA (6-4)	27	
R3 #4	Watertown (4-6)	0	**Game 108** Fri. Nov. 5 7 PM
R4 #1	CPA (10-0)	57	
R5 #1	Davidson Academy (7-3)	33	**Game 109** Fri. Nov. 5 7 PM
R6 #4	Collinwood (5-5)	7	
R6 #2	Huntland (7-2)	21	**Game 110** Fri. Nov. 5 7 PM
R5 #3	East Robertson (7-3)	20	
R5 #2	Clarksville Academy (5-5)	10	**Game 111** Fri. Nov. 5 7 PM
R6 #3	Columbia Academy (8-2)	27	
R5 #4	Nashville Christian (3-7)	0	**Game 112** Fri. Nov. 5 7 PM
R6 #1	Moore Co. (9-1)	35	
R7 #1	South Fulton (9-1)	49	**Game 113** Fri. Nov. 5 7 PM
R8 #4	Perry Co. (6-4)	6	
R8 #2	Hollow Rock-Bruceton (9-1)	47	**Game 114** Fri. Nov. 5 7 PM
R7 #3	West Carroll (2-8)	0	
R7 #2	Greenfield (8-2)	14	**Game 115** Fri. Nov. 5 7 PM
R8 #3	Jackson Christian (6-4)	48	
R7 #4	Lake Co. (3-7)	21	**Game 116** Fri. Nov. 5 7 PM
R8 #1	USJ (10-0)	36	

Second Round

Oneida	10	**Game 201** Fri. Nov. 12 7 PM
Boyd Buchanan	14	
Charleston	7	**Game 202** Fri. Nov. 12 7 PM
South Pittsburg	52	
Trousdale Co.	36	**Game 203** Fri. Nov. 12 7 PM
Ezell-Harding	10	
DCA	14	**Game 204** Fri. Nov. 12 7 PM
CPA	55	
Davidson Academy	35	**Game 205** Fri. Nov. 12 7 PM
Huntland	34	
Columbia Academy	6	**Game 206** Fri. Nov. 12 7 PM
Moore Co.	63	
South Fulton	22	**Game 207** Fri. Nov. 12 7 PM
Hollow Rock-Bruceton	24	
Jackson Christian	18	**Game 208** Fri. Nov. 12 7 PM
USJ	40	

Quarterfinals

Boyd Buchanan	21	**Game 301** Fri. Nov. 19 7 PM
South Pittsburg	35	
Trousdale Co.	35	**Game 302** Fri. Nov. 19 7 PM
CPA	20	
Davidson Academy	19	**Game 303** Fri. Nov. 19 7 PM
Moore Co.	35	
Hollow Rock-Bruceton	17	**Game 304** Fri. Nov. 19 7 PM
USJ	7	

Semifinals

South Pittsburg	37	**Game 401** Fri. Nov. 26 7 PM
Trousdale Co.	21	
Moore Co.	35	**Game 402** Fri. Nov. 26 7 PM
Hollow Rock-Bruceton	23	

Championship

South Pittsburg	42	**Game 501** Fri. Dec. 3 12 PM Clinic Bowl @ Vanderbilt
Moore Co.	13	

South Pittsburg

STATE CHAMPION

Notes:

1998 Class 1A Football Playoffs

November 6 - December 4, 1998

First Round

R1 #1	Oneida (10-0)	20	**Game 101** Fri. Nov. 6 7 PM
R2 #4	Charleston (5-5)	19	
R2 #2	Boyd Buchanan (6-3)	38	**Game 102** Fri. Nov. 6 7 PM
R1 #3	Cloudland (8-2)	22	
R1 #2	Coalfield (6-3)	28	**Game 103** Fri. Nov. 6 7 PM
R2 #3	Copper Basin (8-2)	8	
R1 #4	Sunbright (8-2)	6	**Game 104** Fri. Nov. 6 7 PM
R2 #1	South Pittsburg (10-0)	56	
R3 #1	Trousdale Co. (9-1)	35	**Game 105** Fri. Nov. 6 7 PM
R4 #4	FRA (6-4)	0	
R4 #2	Friendship Christian (8-2)	41	**Game 106** Fri. Nov. 6 7 PM
R3 #3	Monterey (7-3)	0	
R3 #2	Gordonsville (8-2)	20	**Game 107** Fri. Nov. 6 7 PM
R4 #3	DCA (4-6)	22	
R3 #4	Celina (4-6)	7	**Game 108** Fri. Nov. 6 7 PM
R4 #1	CPA (6-4)	33	
R5 #1	East Robertson (9-1)	7	**Game 109** Fri. Nov. 6 7 PM
R6 #4	Forrest (7-3)	0	
R6 #2	Wayne Co. (8-2)	20	**Game 110** Fri. Nov. 6 7 PM
R5 #3	Nashville Christian (7-3)	30	
R5 #2	Clarksville Academy (8-2)	33	**Game 111** Fri. Nov. 6 7 PM
R6 #3	Huntland (7-3)	56	
R5 #4	Davidson Academy (7-3)	14	**Game 112** Fri. Nov. 6 7 PM
R6 #1	Moore Co. (8-2)	62	
R7 #1	Dresden (7-3)	14	**Game 113** Fri. Nov. 6 7 PM
R8 #4	West Carroll (4-6)	17	
R8 #2	Jackson Christian (7-3)	32	**Game 114** Fri. Nov. 6 7 PM
R7 #3	Lake Co. (3-7)	0	
R7 #2	South Fulton (8-2)	42	**Game 115** Fri. Nov. 6 7 PM
R8 #3	Hollow Rock-Bruceton (8-2)	21	
R7 #4	Greenfield (4-6)	0	**Game 116** Fri. Nov. 6 7 PM
R8 #1	USJ (10-0)	41	

Second Round

Oneida	20	**Game 201** Fri. Nov. 13 7 PM
Boyd Buchanan	28	
Coalfield	6	**Game 202** Fri. Nov. 13 7 PM
South Pittsburg	49	
Trousdale Co.	37	**Game 203** Fri. Nov. 13 7 PM
Friendship Christian	0	
DCA	0	**Game 204** Fri. Nov. 13 7 PM
CPA	20	
East Robertson	17	**Game 205** Fri. Nov. 13 7 PM
Nashville Christian	19	
Huntland	28	**Game 206** Fri. Nov. 13 7 PM
Moore Co.	21	
West Carroll	0	**Game 207** Fri. Nov. 13 7 PM
Jackson Christian	6	
South Fulton	6	**Game 208** Fri. Nov. 13 7 PM
USJ	21	

Quarterfinals

Boyd Buchanan	10	**Game 301** Fri. Nov. 20 7 PM
South Pittsburg	34	
Trousdale Co.	28	**Game 302** Fri. Nov. 20 7 PM
CPA	18	
Nashville Christian	21	**Game 303** Fri. Nov. 20 7 PM
Huntland	34	
Jackson Christian	3	**Game 304** Fri. Nov. 20 7 PM
USJ	12	

Semifinals

South Pittsburg	32	**Game 401** Fri. Nov. 27 7 PM
Trousdale Co.	42	
Huntland	8	**Game 402** Fri. Nov. 27 7 PM
USJ	28	

Championship

Trousdale Co.	63	**Game 501** Fri. Dec. 4 3:30 PM Clinic Bowl @ Vanderbilt
USJ	18	

Trousdale Co.

STATE CHAMPION

Notes:

1997 Class 1A Football Playoffs

November 7 - December 5, 1997

First Round

R1 #1	Oneida (9-1)	61	**Game 101** Fri. Nov. 7 7 PM
R2 #4	Copper Basin (6-4)	6	
R2 #2	Greenback (7-3)	56	**Game 102** Fri. Nov. 7 7 PM
R1 #3	Cosby (6-4)	8	
R1 #2	Coalfield (6-4)	28	**Game 103** Fri. Nov. 7 7 PM
R2 #3	Lookout Valley (6-4)	0	
R1 #4	Sunbright (7-3)	12	**Game 104** Fri. Nov. 7 7 PM
R2 #1	South Pittsburg (9-1)	22	
R3 #1	Trousdale Co. (10-0)	49	**Game 105** Fri. Nov. 7 7 PM
R4 #4	DCA (7-3)	6	
R4 #2	Friendship Christian (8-2)	7	**Game 106** Fri. Nov. 7 7 PM
R3 #3	Celina (6-4)	14	
R3 #2	Gordonsville (7-3)	8	**Game 107** Fri. Nov. 7 7 PM
R4 #3	CPA (5-5)	29	
R3 #4	Watertown (7-3)	0	**Game 108** Fri. Nov. 7 7 PM
R4 #1	FRA (9-1)	17	
R5 #1	Clarksville Academy (8-2)	28	**Game 109** Fri. Nov. 7 7 PM
R6 #4	Forrest (6-4)	0	
R6 #2	Wayne Co. (8-2)	28	**Game 110** Fri. Nov. 7 7 PM
R5 #3	McEwen (7-3)	20	
R5 #2	Nashville Christian (9-1)	7	**Game 111** Fri. Nov. 7 7 PM
R6 #3	Mt. Pleasant (6-4)	31	
R5 #4	Davidson Academy (7-3)	26	**Game 112** Fri. Nov. 7 7 PM
R6 #1	Moore Co. (8-2)	31	
R7 #1	South Fulton (6-4)	14	**Game 113** Fri. Nov. 7 7 PM
R8 #4	West Carroll (2-8)	0	
R8 #2	Jackson Christian (8-2)	21	**Game 114** Fri. Nov. 7 7 PM
R7 #3	Greenfield (8-2)	28	
R7 #2	Dresden (5-5)	20	**Game 115** Fri. Nov. 7 7 PM
R8 #3	Hollow Rock-Bruceton (8-2)	21	
R7 #4	Lake Co. (1-9)	27	**Game 116** Fri. Nov. 7 7 PM
R8 #1	USJ (10-0)	55	

Second Round

Oneida	21	**Game 201** Fri. Nov. 14 7 PM
Greenback	7	
Coalfield	0	**Game 202** Fri. Nov. 14 7 PM
South Pittsburg	24	
Trousdale Co.	41	**Game 203** Fri. Nov. 14 7 PM
Celina	12	
CPA	14	**Game 204** Fri. Nov. 14 7 PM
FRA	10	
Clarksville Academy	10	**Game 205** Fri. Nov. 14 7 PM
Wayne Co.	0	
Mt. Pleasant	0	**Game 206** Fri. Nov. 14 7 PM
Moore Co.	28	
South Fulton	13	**Game 207** Fri. Nov. 14 7 PM
Greenfield	7	
Hollow Rock-Bruceton	6	**Game 208** Fri. Nov. 14 7 PM
USJ	34	

Quarterfinals

Oneida	34	**Game 301** Fri. Nov. 21 7 PM
South Pittsburg	7	
Trousdale Co.	56	**Game 302** Fri. Nov. 21 7 PM
CPA	0	
Clarksville Academy	34	**Game 303** Fri. Nov. 21 7 PM
Moore Co.	14	
South Fulton	14	**Game 304** Fri. Nov. 21 7 PM
USJ	28	

Semifinals

Oneida	7	**Game 401** Fri. Nov. 28 7 PM
Trousdale Co.	48	
Clarksville Academy	27	**Game 402** Fri. Nov. 28 7 PM
USJ	26	

Championship

Trousdale Co.	45	**Game 501** Fri. Dec. 5 3:30 PM Clinic Bowl @ Vanderbilt
Clarksville Academy	0	

Trousdale Co.

STATE CHAMPION

Notes:

1996 Class 1A Football Playoffs

November 8 - December 6, 1996

First Round		Second Round		Quarterfinals		Semifinals		Championship		
Cloudland (9-1)	42									
Fri. Nov. 8 7:30 PM		Cloudland	30							
Greenback (6-4)	0									
		Fri. Nov. 15 7:30 PM		Cloudland	6					
Celina (8-2)	0									
Fri. Nov. 8 7:30 PM		CPA	0							
CPA (7-3)	26					BGA	7			
				Fri. Nov. 22 7:30 PM						
BGA (8-2)	42									
Fri. Nov. 8 7:30 PM		BGA	21							
Gordonsville (6-4)	0									
		Fri. Nov. 15 7:30 PM		BGA	35					
Coalfield (3-7)	7							DCA	51	
Fri. Nov. 8 7:30 PM		Boyd Buchanan	7							
Boyd Buchanan (10-0)	10									
						Fri. Nov. 29 7:30 PM				
Trousdale Co. (10-0)	73									
Fri. Nov. 8 7:30 PM		Trousdale Co.	84							
Ezell-Harding (5-5)	0									
		Fri. Nov. 15 7:30 PM		Trousdale Co.	19					
Knoxville Catholic (5-5)	13									
Fri. Nov. 8 7:30 PM		Knoxville Catholic	14							
Copper Basin (7-3)	6									
				Fri. Nov. 22 7:30 PM						
South Pittsburg (8-1)	45					DCA	13			
Fri. Nov. 8 7:30 PM		South Pittsburg	6							
Oakdale (5-5)	12									
		Fri. Nov. 15 7:30 PM		DCA	36					
Watertown (5-5)	0									
Fri. Nov. 8 7:30 PM		DCA	27							
DCA (10-0)	48									
								Fri. Dec. 6 3:30 PM Clinic Bowl @ Vanderbilt		**DCA** STATE CHAMPION
Clarksville Academy (10-0)	21									
Fri. Nov. 8 7:30 PM		Wayne Co.	0							
Wayne Co. (6-4)	33									
		Fri. Nov. 15 7:30 PM		USJ	14					
Hollow Rock-Bruceton (9-1)	17									
Fri. Nov. 8 7:30 PM		USJ	21							
USJ (8-2)	31					Moore Co.	6			
				Fri. Nov. 22 7:30 PM						
Jackson Christian (9-1)	34									
Fri. Nov. 8 7:30 PM		Jackson Christian	14							
Dresden (4-6)	9									
		Fri. Nov. 15 7:30 PM		Moore Co.	17					
East Robertson (4-6)	12									
Fri. Nov. 8 7:30 PM		Moore Co.	28							
Moore Co. (9-1)	14									
						Fri. Nov. 29 7:30 PM				
Lake Co. (7-3)	27									
Fri. Nov. 8 7:30 PM		Lake Co.	35					St. Benedict	3	
Memphis Westside (7-3)	20									
		Fri. Nov. 15 7:30 PM		Lake Co.	6					
McEwen (5-5)	20									
Fri. Nov. 8 7:30 PM		McEwen	22							
Huntland (8-2)	3									
				Fri. Nov. 22 7:30 PM						
Collinwood (8-2)	6					St. Benedict	7			
Fri. Nov. 8 7:30 PM		Nashville Christian	0							
Nashville Christian (8-2)	19									
		Fri. Nov. 15 7:30 PM		St. Benedict	21					
South Fulton (4-6)	0									
Fri. Nov. 8 7:30 PM		St. Benedict	17							
St. Benedict (8-1)	14									

Notes:

CLASS A 1996

TEAMS	1	2	3	4	TOTAL
DCA	21	16	14	0	51
St. Benedict	0	0	0	3	3

—SCORING SUMMARY—

TEAM SCORING	PLAYER SCORING AND HOW	QUARTER	EXTRA PT.	TIME REMAINING	KEY PLAY IN DRIVE—	SCORE NOW
DCA	Jeremy Lyon 73 yard run	1	Brian Patterson kick	11:33		7-0
DCA	27 Jeremy Lyon 25 yard Run	1	Brian Patterson Kick	7:46		14-0
DCA	27 Jeremy Lyon 45 yard Run	1	Brian Patterson Kick	5:03		21-0
DCA	36 Daniel Dougherty 1 yard Run	2	Brian Patterson kick NO GOOD	9:43		27-0
DCA	36 Daniel Dougherty 12 yard Run	2	Brian Patterson Kick	6:53		34-0
DCA	Brian Patterson 52 FG	2		0:00		37-0
DCA	Lyon 40 yard pass from Rusty Thompson	3	Patterson kick	5:40		44-0
DCA	Lyon 39 yard run	3	Patterson kick	2:09		51-0
St. Benedict	Jeff Perlman 31 FG	4		4:05		51-3

NCAA QUICKIE STATISTICS

First Quarter | (Half) | Third Quarter | Final
(Circle One)

TEAM

	DCA Visitors	St. Benedict Home
Score	37	0
First Downs	12	1
Rushes—Yardage (Net)	22 — 246	15 — 19
Passing Yardage (Net)	73	3
Rushing—Yardage Lost	-1	-11
*Return Yardage (Net)	11	0
Passes—Att.-Comp.-Int.	8 — 7 - 0	5 — 1 - 0
Total Offense—Yards	319	22
Punts (Number-Average)	1 — 26.0	6 — 29.2
Fumbles—Lost	0 — 0	1 — 0
Penalties—Yards	1 — 5	1 — 5
Possession Time	12:10	11:50

*Return of Punts, Intercepted Passes and Fumbles (not kickoffs).

INDIVIDUAL LEADERS

DCA — Visitors

Rushing	Att.	Net Yards	TD	Long
Jeremy Lyon	12	191	3	73
Daniel Dougherty	4	19	2	12
Jacob Kidd	4	17	0	6
Zack Sadler	2	19	0	17

Passing	Att.-Comp.-Int.	Yds.	TD	Sacks
R. Thompson	6 - 5 - 0	71	0	0

Pass Receiving	No.	Yards	TD	Long
Mitch Hearne	3	46	0	29
M.J. Garrett	1	12	0	12

Punting	No.	Avg.	Long
Ricky Teel	1	26.0	26

St. Benedict — Home

Rushing	Att.	Net Yards	TD	Long
Nick Griffin	6	10	0	5
Chris Sansone	1	7	0	7

Passing	Att.-Comp.-Int.	Yds.	TD	Sacks
B. Atkins	5 - 1 - 0	3	0	0

Pass Receiving	No.	Yards	TD	Long
Chris Sansone	1	3	0	3

Punting	No.	Avg.	Long
Chris Sansone	6	29.2	42

Copyright 1984 National Collegiate Athletic Association

NCAA QUICKIE STATISTICS

First Quarter | Half | Third Quarter | Final

(Circle One)

MVP - OFFENSIVE - JEREMY LYON (DCA)

DEFENSIVE - DANIEL DOUGHARTY (DCA)

TEAM

	DCA Visitors	St. Benedict Home
Score	51	3
First Downs	18	5
Rushes—Yardage (Net)	39—335	28—51
Passing Yardage (Net)	142	42
Rushing—Yardage Lost	-18	-22
*Return Yardage (Net)	11	25
Passes—Att.-Comp.-Int.	14—11-0	19—6-0
Total Offense—Yards	477	93
Punts (Number-Average)	3—34.0	8—32.3
Fumbles—Lost	0—0	2—0
Penalties—Yards	5—17	1—5
Possession Time	23:54	24:06

*Return of Punts, Intercepted Passes and Fumbles (not kickoffs).

INDIVIDUAL LEADERS

DCA Visitors

Rushing	Att.	Net Yards	TD	Long
JEREMY LYON	22	296	4	73
ZACK SADLER	3	20	0	17
DANIEL DOUGHARTY	4	19	2	12
JACOB KIDD	4	17	0	6

Passing	Att.-Comp.-Int.	Yds.	TD	Sacks
RUSTY THOMPSON	10-8-0	131	1	1
CODY CLICK	3-3-0	11	0	0

Pass Receiving	No.	Yards	TD	Long
MITCH HEARNE	3	46	0	29
JEREMY LYON	1	40	1	40
RICKY TEEL	2	20	0	11

Punting	No.	Avg.	Long
RICKY TEEL	3	34.0	42

ST. BENEDICT Home

Rushing	Att.	Net Yards	TD	Long
NICK GRIFFIN	11	35	0	10
JUSTIN PERKINS	13	21	0	8
CHRIS SANSONE	1	7	0	7

Passing	Att.-Comp.-Int.	Yds.	TD	Sacks
BLAKE ATKINS	19-6-0	42	0	1

Pass Receiving	No.	Yards	TD	Long
CHRIS SANSONE	3	12	0	5
DOUG WHITAKER	2	28	0	23
NICK GRIFFIN	1	2	0	2

Punting	No.	Avg.	Long
CHRIS SANSONE	8	32.3	46

Copyright 1984 National Collegiate Athletic Association

St Benedict

Defensive Statistics

TOTALS

PLAYER	NO.	TACKLES	ASSISTS	INT.	FUMBLE RECOVERY	QB SACKS	OTHER	T	A	INT	FR	SACK	O
E Rosemeyer	88		1										
T Fairburn	78	1											
NG Schulter	57	1											
T Staton	64	III	II										
E Whittaker	82	1				1	bat down						
LB Bacon	48	~~IIII~~ I	1										
LB Brown	47	~~IIII~~	1										
SS Payne	3												
DB Smith	25	~~IIII~~											
CB Griffin	22	IIII					1						
FS Perkins	1	II	II										
	12	~~IIII~~											

~~[illegible]~~ PCA

Defensive Statistics

TOTALS

PLAYER	NO.	TACKLES		ASSISTS	INT.	FUMBLE RECOVERY	QB SACKS	OTHER	T	A	INT	FR	SACK	C
E Sublett	50			I										
T McSwain	52	II		III										
T Montgomery	67	I		II										
E Bellenfant	65	I		III										
LB MacPhen	56	II	II											
LB David Dougherty	36	IIII	III	~~IIII~~			I	I						
LB Lyon	27	I		I				hurry						
SS Hearne	26	II												
CB Clayton	88	II	I	I										
FS Garnett	24	I		I				I						
	82	III												
	7		I					I broken up						
	31	I												
	4	I	III											
	82	I		I										
	43	I												
	78		I											
	88		II					I broken up						
	78		I											
	79		I											

1995 Class 1A Football Playoffs

November 3 - December 1, 1995

First Round	Second Round	Quarterfinals	Semifinals	Championship
Coalfield (9-1) 36	Coalfield 20	FRA 13	South Pittsburg 15	BGA 17
Fri. Nov. 3 7:30 PM	OT	Fri. Nov. 17 7:30 PM	Fri. Nov. 24 7:30 PM	Fri. Dec. 1 3:30 PM
Lookout Valley (5-5) 6	Fri. Nov. 10 7:30 PM			Clinic Bowl @ Vanderbilt
Gordonsville (8-2) 16	FRA 21			
Fri. Nov. 3 7:30 PM				
FRA (7-3) 24				
DCA (9-1) 41	DCA 7	South Pittsburg 34	BGA 17	Hollow Rock-Bruceton 6
Fri. Nov. 3 7:30 PM	Fri. Nov. 10 7:30 PM	Fri. Nov. 17 7:30 PM	Fri. Nov. 24 7:30 PM	
Celina (5-5) 7				
Sunbright (5-5) 0	South Pittsburg 14			
Fri. Nov. 3 7:30 PM				
South Pittsburg (9-1) 64				
Trousdale Co. (9-1) 41	Trousdale Co. 14	Trousdale Co. 7	Lake Co. 8	Hollow Rock-Bruceton 28
Fri. Nov. 3 7:30 PM	Fri. Nov. 10 7:30 PM	Fri. Nov. 17 7:30 PM	Fri. Nov. 24 7:30 PM	Fri. Nov. 17 7:30 PM
CPA (6-4) 12				
Cloudland (6-3) 34	Cloudland 12			
Fri. Nov. 3 7:30 PM				
Copper Basin (5-5) 0				
Greenback (7-3) 33	Greenback 0	BGA 35	Hollow Rock-Bruceton 39	Wayne Co. 14
Fri. Nov. 3 7:30 PM	Fri. Nov. 10 7:30 PM	Fri. Nov. 17 7:30 PM	Fri. Nov. 24 7:30 PM	Fri. Nov. 17 7:30 PM
Knoxville Catholic (5-5) 0				
Watertown (4-6) 0	BGA 34			
Fri. Nov. 3 7:30 PM				
BGA (10-0) 42				
East Robertson (5-5) 7	East Robertson 0	Lake Co. 21		
Fri. Nov. 3 7:30 PM	Fri. Nov. 10 7:30 PM	Fri. Nov. 17 7:30 PM		
Huntland (6-4) 0				
Lake Co. (9-1) 34	Lake Co. 25			
Fri. Nov. 3 7:30 PM				
USJ (7-3) 7				
St. Benedict (9-1) 0	Dresden 7	Moore Co. 20		
Fri. Nov. 3 7:30 PM	Fri. Nov. 10 7:30 PM	Fri. Nov. 17 7:30 PM		
Dresden (4-6) 19				
Clarksville Academy (6-4) 13	Moore Co. 34			
Fri. Nov. 3 7:30 PM				
Moore Co. (10-0) 39				
Hollow Rock-Bruceton (10-0) 55	Hollow Rock-Bruceton 21			
Fri. Nov. 3 7:30 PM	Fri. Nov. 10 7:30 PM			
Bishop Byrne (5-5) 21				
McEwen (6-4) 17	McEwen 6			
Fri. Nov. 3 7:30 PM				
Forrest (6-4) 14				
Wayne Co. (7-3) 28	Wayne Co. 28			
Fri. Nov. 3 7:30 PM	Fri. Nov. 10 7:30 PM			
Jo Byrns (4-6) 0				
Gleason (6-3) 6	FACS 0			
Fri. Nov. 3 7:30 PM				
FACS (10-0) 32				

BGA

STATE CHAMPION

Notes:

1994 Class 1A Football Playoffs

November 11 - December 9, 1994

First Round		Second Round		Quarterfinals		Semifinals		Championship		
Coalfield (9-1)	39									
Fri. Nov. 11 7:30 PM		Coalfield	21							
Copper Basin (5-5)	6			Coalfield	6					
		Fri. Nov. 18 7:30 PM								
Gordonsville (6-4)	0									
Fri. Nov. 11 7:30 PM		FRA	20							
FRA (7-3)	17					South Pittsburg	35			
				Fri. Nov. 25 7:30 PM						
DCA (9-1)	42									
Fri. Nov. 11 7:30 PM		DCA	10							
Celina (6-4)	15									
		Fri. Nov. 18 7:30 PM								
Unaka (5-5)	6			South Pittsburg	63					
Fri. Nov. 11 7:30 PM		South Pittsburg	32					South Pittsburg	14	
South Pittsburg (9-1)	54									
						Fri. Dec. 2 7:30 PM				
Trousdale Co. (8-1)	45									
Fri. Nov. 11 7:30 PM		Trousdale Co.	53							
Friendship Christian (7-3)	14			Trousdale Co.	41					
		Fri. Nov. 18 7:30 PM								
Knoxville Catholic (7-3)	3									
Fri. Nov. 11 7:30 PM		Lookout Valley	7							
Lookout Valley (6-4)	21									
				Fri. Nov. 25 7:30 PM						
Greenback (8-2)	21					Trousdale Co.	23			
Fri. Nov. 11 7:30 PM		Greenback	0							
Cloudland (6-4)	6									
		Fri. Nov. 18 7:30 PM								
Watertown (4-6)	6			BGA	28					
Fri. Nov. 11 7:30 PM		BGA	42							
BGA (9-1)	37									
								Fri. Dec. 9 3:30 PM Clinic Bowl @ Vanderbilt		**South Pittsburg** STATE CHAMPION
East Robertson (9-1)	27									
Fri. Nov. 11 7:30 PM		East Robertson	0							
Collinwood (5-5)	14			Lake Co.	27					
		Fri. Nov. 18 7:30 PM								
Lake Co. (8-2)	42									
Fri. Nov. 11 7:30 PM		Lake Co.	14							
St. Benedict (6-4)	3					Lake Co.	35			
				Fri. Nov. 25 7:30 PM						
Bishop Byrne (8-1)	21									
Fri. Nov. 11 7:30 PM		Bishop Byrne	19							
Dresden (5-5)	14									
		Fri. Nov. 18 7:30 PM								
Clarksville Academy (5-5)	8			Wayne Co.	12					
Fri. Nov. 11 7:30 PM		Wayne Co.	40							
Wayne Co. (8-2)	34									
						Fri. Dec. 2 7:30 PM				
Hollow Rock-Bruceton (10-0)	31									
Fri. Nov. 11 7:30 PM		Hollow Rock-Bruceton	14							
FACS (5-5)	0							Lake Co.	7	
				Hollow Rock-Bruceton	14					
		Fri. Nov. 18 7:30 PM								
Jo Byrns (8-2)	14									
Fri. Nov. 11 7:30 PM		Jo Byrns	12							
Cornersville (8-2)	6									
				Fri. Nov. 25 7:30 PM						
Moore Co. (8-2)	41					Hollow Rock-Bruceton	14			
Fri. Nov. 11 7:30 PM		Moore Co.	14							
McEwen (3-7)	7									
		Fri. Nov. 18 7:30 PM								
South Fulton (6-4)	13			Moore Co.	0					
Fri. Nov. 11 7:30 PM		USJ	0							
USJ (7-3)	14									

Notes:

1993 Class 1A Football Playoffs

November 12 - December 10, 1993

First Round	Second Round	Quarterfinals	Semifinals	Championship
Cloudland (9-1) vs. Bye (Fri. Nov. 12 7:30 PM)	Cloudland 8			
	Fri. Nov. 19 7:30 PM	Gordonsville 0		
Gordonsville (6-4) 32 vs. FRA (7-3) 24 (Fri. Nov. 12 7:30 PM)	Gordonsville 24			
		Fri. Nov. 26 7:30 PM	South Pittsburg 14	
DCA (8-2) 36 vs. Celina (7-3) 26 (Fri. Nov. 12 7:30 PM)	DCA 14			
	Fri. Nov. 19 7:30 PM	South Pittsburg 14		
Bye vs. South Pittsburg (9-1) (Fri. Nov. 12 7:30 PM)	South Pittsburg 28			
			Fri. Dec. 3 7:30 PM	Trousdale Co. 14
Trousdale Co. (8-1) vs. Bye (Fri. Nov. 12 7:30 PM)	Trousdale Co. 35			
	Fri. Nov. 19 7:30 PM	Trousdale Co. 15		
Coalfield (9-1) 21 vs. Charleston (8-2) 27 (Fri. Nov. 12 7:30 PM)	Charleston 6			
		Fri. Nov. 26 7:30 PM	Trousdale Co. 16	
Greenback (8-2) 59 vs. Oakdale (7-3) 20 (Fri. Nov. 12 7:30 PM)	Greenback 25			
	Fri. Nov. 19 7:30 PM	Greenback 14		
Bye vs. BGA (10-0) (Fri. Nov. 12 7:30 PM)	BGA 24			
				Fri. Dec. 10 3:30 PM, Clinic Bowl @ Vanderbilt: **Trousdale Co.** (STATE CHAMPION)
Jo Byrns (9-1) vs. Bye (Fri. Nov. 12 7:30 PM)	Jo Byrns 0			
	Fri. Nov. 19 7:30 PM	Lake Co. 6		
Lake Co. (5-5) 28 vs. FACS (6-3) 0 (Fri. Nov. 12 7:30 PM)	Lake Co. 26			
		Fri. Nov. 26 7:30 PM	USJ 3	
USJ (9-1) 28 vs. West Carroll (5-5) 3 (Fri. Nov. 12 7:30 PM)	USJ 21			
	Fri. Nov. 19 7:30 PM	USJ 18		
Bye vs. Moore Co. (10-0) (Fri. Nov. 12 7:30 PM)	Moore Co. 7			
			Fri. Dec. 3 7:30 PM	USJ 0
Hollow Rock-Bruceton (9-1) vs. Bye (Fri. Nov. 12 7:30 PM)	Hollow Rock-Bruceton 14			
	Fri. Nov. 19 7:30 PM	Hollow Rock-Bruceton 7		
East Robertson (6-4) 21 vs. Collinwood (7-3) 8 (Fri. Nov. 12 7:30 PM)	East Robertson 8			
		Fri. Nov. 26 7:30 PM	Hollow Rock-Bruceton 0	
Wayne Co. (7-3) 45 vs. Clarksville Academy (6-3) 0 (Fri. Nov. 12 7:30 PM)	Wayne Co. 7			
	Fri. Nov. 19 7:30 PM	St. Benedict 6		
Bye 0 vs. St. Benedict (10-0) 0 (Fri. Nov. 12 7:30 PM)	St. Benedict 21			

Notes:

1992 Class A Football Playoffs

November 13 - December 12, 1992

First Round		Second Round		Quarterfinals		Semifinals		Championship		
Cloudland (8-2)	14									
Fri. Nov. 13 7:30 PM		Cloudland	6							
Coalfield (8-2)	8			Greenback	28					
		Fri. Nov. 20 7:30 PM								
Greenback (6-4)	42									
Fri. Nov. 13 7:30 PM		Greenback	28							
South Pittsburg (5-5)	12					Greenback	12			
				Fri. Nov. 27 7:30 PM						
Friendship Christian (4-6)	7									
Fri. Nov. 13 7:30 PM		Friendship Christian	0							
Monterey (6-3)	6									
		Fri. Nov. 20 7:30 PM		Davidson Academy	0					
Davidson Academy (9-1)	33									
Fri. Nov. 13 7:30 PM		Davidson Academy	32					Oneida	13	
McEwen (6-4)	18									
						Fri. Dec. 4 7:30 PM				
East Robertson (9-0)	21									
Fri. Nov. 13 7:30 PM		East Robertson	0							
DCA (7-3)	0									
		Fri. Nov. 20 7:30 PM		Trousdale Co.	8					
Trousdale Co. (9-1)	37									
Fri. Nov. 13 7:30 PM		Trousdale Co.	20							
Celina (4-6)	7									
				Fri. Nov. 27 7:30 PM						
Copper Basin (8-2)	11					Oneida	17			
OT										
Fri. Nov. 13 7:30 PM		Copper Basin	0							
Midway (3-7)	8									
		Fri. Nov. 20 7:30 PM		Oneida	17					
Oneida (9-1)	55									
Fri. Nov. 13 7:30 PM		Oneida	44							
North Greene (4-4)	7									
								Sat. Dec. 12 12 PM Clinci Bowl @ Vanderbilt		**Oneida** STATE CHAMPION
Moore Co. (9-1)	28									
Fri. Nov. 13 7:30 PM		Moore Co.	28							
Collinwood (5-5)	27			Spring Hill	28					
		2 OT Fri. Nov. 20 7:30 PM								
Spring Hill (9-1)	39									
Fri. Nov. 13 7:30 PM		Spring Hill	30							
Richland (3-6)	0					Spring Hill	14			
				Fri. Nov. 27 7:30 PM						
Dresden (9-1)	30									
Fri. Nov. 13 7:30 PM		Dresden	6							
Lake Co. (5-4)	18									
		Fri. Nov. 20 7:30 PM		USJ	0					
USJ (9-4)	28									
Fri. Nov. 13 7:30 PM		USJ	20							
St. Benedict (7-2)	6									
						Fri. Dec. 4 7:30 PM				
FACS (8-1)	55									
Fri. Nov. 13 7:30 PM		FACS	6					BGA	10	
Jackson Christian (3-6)	34									
		Fri. Nov. 20 7:30 PM		Hollow Rock-Bruceton	7					
Peabody (5-4)	28									
Fri. Nov. 13 7:30 PM		Hollow Rock-Bruceton	41							
Hollow Rock-Bruceton (8-2)	31									
				Fri. Nov. 27 7:30 PM						
Forrest (6-4)	7					BGA	17			
Fri. Nov. 13 7:30 PM		Forrest	0							
Mt. Pleasant (6-4)	6									
		Fri. Nov. 20 7:30 PM		BGA	12					
BGA (10-0)	56									
Fri. Nov. 13 7:30 PM		BGA	21							
Huntland (5-5)	12									

Notes:

1990 Class A Football Playoffs

November 9 - November 9, 1990

First Round		Second Round		Quarterfinals		Semifinals		Championship		
Cloudland (8-2)	0									
Fri. Nov. 9 7:30 PM		Oneida	0							
Oneida (8-2)	15			Knoxville Webb	24					
		Fri. Nov. 16 7:30 PM								
Knoxville Webb (9-1)	41									
Fri. Nov. 9 7:30 PM		Knoxville Webb	33							
Chattanooga City (3-7)	0					FRA	14			
				Fri. Nov. 23 7:30 PM						
Celina (10-0)	35									
Fri. Nov. 9 7:30 PM		Celina	13							
Friendship Christian (9-1)	0									
		Fri. Nov. 16 7:30 PM								
FRA (9-1)	29			FRA	28					
Fri. Nov. 9 7:30 PM		FRA	21					Trousdale Co.	14	
Harpeth (4-6)	0									
						Fri. Nov. 30 7:30 PM				
East Robertson (7-3)	6									
Fri. Nov. 9 7:30 PM		DCA	6							
DCA (7-3)	35			Trousdale Co.	35					
		Fri. Nov. 16 7:30 PM								
Trousdale Co. (9-0)	38									
Fri. Nov. 9 7:30 PM		Trousdale Co.	52							
Monterey (4-6)	0									
				Fri. Nov. 23 7:30 PM						
South Pittsburg (5-4)	7					Trousdale Co.	18			
Fri. Nov. 9 7:30 PM		Greenback	0							
Greenback (8-2)	16									
		Fri. Nov. 16 7:30 PM		Coalfield	0					
Coalfield (9-0)	12									
Fri. Nov. 9 7:30 PM		Coalfield	15							
Unaka (4-6)	0									
								Sat. Dec. 8 12 PM Clinic Bowl @ Vanderbilt		**Trousdale Co.** STATE CHAMPION
Moore Co. (7-2)	7									
Fri. Nov. 9 7:30 PM		Mt. Pleasant	14							
Mt. Pleasant (3-7)	14			Mt. Pleasant	12					
		Fri. Nov. 16 7:30 PM								
Spring Hill (8-2)	20									
Fri. Nov. 9 7:30 PM		Richland	7							
Richland (6-4)	21					Hollow Rock-Bruceton	30			
				Fri. Nov. 23 7:30 PM						
Hollow Rock-Bruceton (9-0)	12									
Fri. Nov. 9 7:30 PM		Hollow Rock-Bruceton	44							
Greenfield (7-3)	7									
		Fri. Nov. 16 7:30 PM		Hollow Rock-Bruceton	20					
USJ (7-3)	0									
Fri. Nov. 9 7:30 PM		FACS	9							
FACS (6-3)	6									
						Fri. Nov. 30 7:30 PM				
Bishop Byrne (9-1)	41									
Fri. Nov. 9 7:30 PM		Bishop Byrne	13							
Middleton (3-7)	0							Hollow Rock-Bruceton	7	
				Halls	14					
		Fri. Nov. 16 7:30 PM								
Halls (7-3)	18									
Fri. Nov. 9 7:30 PM		Halls	14							
West Carroll (8-2)	14									
				Fri. Nov. 23 7:30 PM						
Forrest (6-3)	9					Wayne Co.	0			
Fri. Nov. 9 7:30 PM		Columbia Academy	0							
Columbia Academy (3-7)	13									
		Fri. Nov. 16 7:30 PM		Wayne Co.	20					
Wayne Co. (9-1)	42									
Fri. Nov. 9 7:30 PM		Wayne Co.	37							
Huntland (4-6)	6									

Notes:

1989 Class A Football Playoffs

November 10 - December 9, 1989

Notes:

NCAA QUICKIE STATISTICS

First Quarter | Half | Third Quarter | Final
(Circle One)

TEAM

	Bruceton (Visitors)	DCA (Home)
Score	21	6
First Downs	19	16
Rushes—Yardage (Net)	55—283	24—77
Passing Yardage (Net)	30	143
Rushing—Yardage Lost	(-5)	(-25)
*Return Yardage (Net)	2	7
Passes—Att.-Comp.-Int.	6—2—1	24—9—1
Total Offense—Yards	313	220
Punts (Number-Average)	3—24.7	3—35.3
Fumbles—Lost	2—1	2—2
Penalties—Yards	4—40	5—25
Possession Time	28:58	19:02

*Return of Punts, Intercepted Passes and Fumbles (not kickoffs).

INDIVIDUAL LEADERS

Bruceton (Visitors)

Rushing	Att.	Net Yards	TD	Long
Jarrod King	32	200	1	28
James Johnson	14	54	0	10
Jamie Williams	5	19	1	7

Passing	Att.-Comp.-Int.	Yds.	TD	Sacks
Jason Barker	5-2-1	30	1	0
Jarrod King	1-0-0	0	0	0

Pass Receiving	No.	Yards	TD	Long
Darwin Santiago	1	19	1	19
Bryan Thorne	1	11	0	11

Punting	No.	Avg.	Long
Bobby Brotherton	3	24.7	37

DCA (Home)

Rushing	Att.	Net Yards	TD	Long
Lorenla Edwards	11	38	0	11
Richie Allen	4	21	0	11
Chuck Reasonover	5	22	0	11

Passing	Att.-Comp.-Int.	Yds.	TD	Sacks
John Stark	23-9-1	143	1	0
Lorenla Edwards	1-0-0	0	0	0

Pass Receiving	No.	Yards	TD	Long
Chuck Reasonover	4	44	1	38
Troy Wright	4	93	0	35

Punting	No.	Avg.	Long
Bronson Heflin	3	35.3	43

Copyright 1984 National Collegiate Athletic Association

Attendance: 9500

MVP — Jarrod King (Bru

TEAMS	1	2	3	4	TOTAL
BRUCETON	7	7	0	7	21
DCA	0	6	0	0	6

—SCORING SUMMARY—

EAM ORING	PLAYER SCORING AND HOW	QUARTER	EXTRA PT.	TIME REMAINING	KEY PLAY IN DRIVE—	SCORE NOW
B	DARWIN SANTIAGO 19 yard pass from JASON BARKER	1	JAMES JOHNSON kick			7-0
B	JARROD KING 28 yard run	2	JOHNSON kick			14-0
DCA	CHUCK REASONOVER 38 yard pass from JON STARK	2	KICK FAILED			14-6
B	JAMIE WILLIAMS 7 yard run	4	JOHNSON kick			21-6

Defensive Statistics

BRUETON

PLAYER	NO.	TACKLES	ASSISTS	INT.	FUMBLE RECOVERY	QB SACKS	OTHER	TOTALS T	TOTALS A	TOTALS INT	TOTALS FR	TOTALS SACK	TOTALS O
KEITH THOMPSON	88	III	I					3	1				
COREY HOCKMAN	65	I	I					—	—				
PATRICK HICKS	51	II III	II I		I			5	3		I		
CHRIS HIGDON	50	II	I		I			2	0		I		
JAMES JOHNSON	22	IIII IIII	I I					8	2				
TREY CREWS	63	II	II					2	2				
BOBBY BROTHERTON	64	I III	I I					4	2				
JAMIE WILLIAMS	10	I	I					0	1				
ANTHONY THOMPSON	11	II	I II					2	3				
JALROD KING	15	I II	I					3	1				
DERWIN SANTIAGO	33	III II		I				5	0	I			
ALLAN ROBISON	81	I	I					1	1				
BRYAN THORNE	80	I						1	0				

Defensive Statistics

Donelson Christian Academy

PLAYER	NO.	TACKLES	ASSISTS	INT.	FUMBLE RECOVERY	QB SACKS	OTHER	TOTALS T	TOTALS A	TOTALS INT	TOTALS FR	TOTALS SACK	TOTALS O
Ross Kinney	50	11	1					2	1				
Doug Omer	71	111 1	1 1					4	2				
Lorenzo Edwards	34	11 111	1					5	1				
Thomas Shannon	55	111 11	1					5	1				
Kerry Coker	62	111 111	11					6	2				
Richie Allen	36	~~1111~~	1 111		1			5	4		1		
Jody Jones	56	~~1111~~ 111	~~1111~~ 1 1					8	7				
Chuck Reasonover	44	11 ~~1111~~	1 1	1				7	2	1			
Christian Calvin	33	11 1	1 1					3	2				
John Stark	4	1 11	1 1					3	2				
Troy Wright	11	11 11	1					4	1				
Paul Mullins	86		1					0	1				
Jamie Mitchell	52	1	11 1					1	3				

1988 Class A Football Playoffs

November 4 - December 3, 1988

Notes: