Dobyns Bennett High School
Boys' Basketball
Kingsport, TN

POSTSEASON HISTORY REPORT

GENERATED MAY 13, 2024

Summary

Championship Record: 49-29
Appearances (31): 2023, 2022, 2010, 2008, 2004, 2003, 1993, 1992, 1989, 1981, 1976, 1975, 1973, 1972, 1971, 1970, 1969, 1965, 1964, 1963, 1961, 1959, 1958, 1957, 1955, 1954, 1951, 1945, 1931, 1930, 1927
Finals Appearances/Runners-up (6): 1945, 1955, 1957, 1961, 1973, 2022
Championships (2): 2022, 1945

Finals Appearances

Year	Class	Award	Detail
1945		Team Champions	(23-6)
1955		Team Runner-Up	
1957		Team Runner-Up	
1961		Team Runner-Up	
1973	Large	Team Runner-Up	
2022	Class 4A	Team Champions	(33-6)

Awards

Year	Award	Name	Class
1945	Most Valuable Player	Cecil Puckett	
1954	Most Valuable Player	Stan Johnson	
1973	Most Valuable Player	Skip Brown	Large
2022	Most Valuable Player	Jack Browder	Class 4A

2023 Class 4A State Boys' Basketball Tournament

March 14 - March 18, 2023 · MTSU - Murphy Center

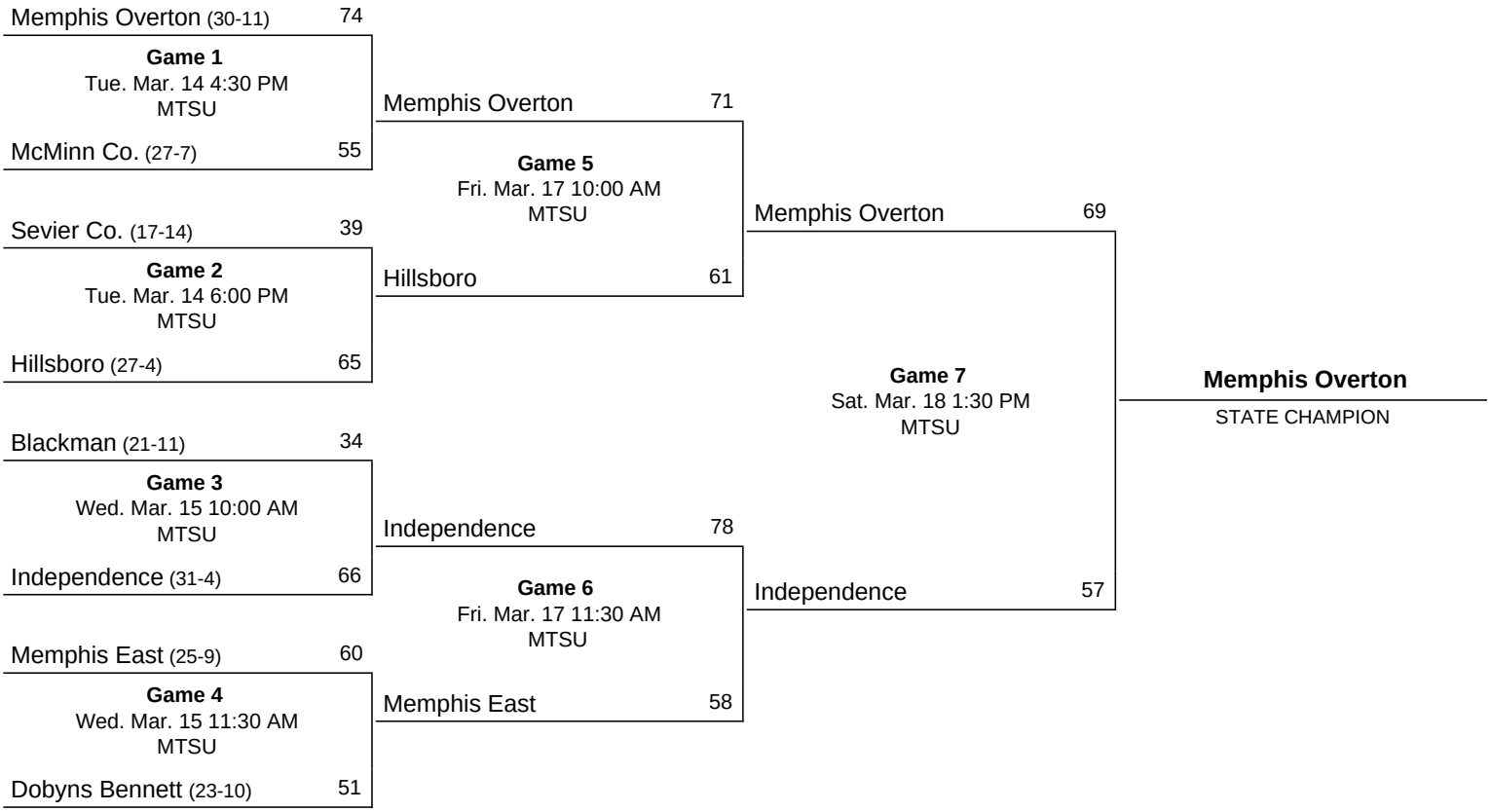

Official Basketball Box Score -- Game Totals -- Final Statistics

Dobyns Bennett vs Memphis East

3/15/23 11:30 AM at Murphy Center (Murfreesboro, TN)

of Tennessee

Dobyns Bennett 51 • 23-11

##	Player		Total FG-FGA	3-Ptr FG-FGA	FT-FTA	Rebounds Off	Def	Tot	PF	TP	A	TO	Blk	Stl	Min
01	Stump, Brady	*	7-15	1-4	4-5	0	3	3	3	19	2	2	0	1	32
02	Potts, Dace	*	1-2	1-2	0-0	1	1	2	1	3	2	3	0	1	25
05	Oliver, Dante	*	2-9	0-2	1-1	1	5	6	4	5	2	4	2	1	32
14	McHugh, Charile	*	4-8	2-4	0-0	1	3	4	4	10	0	1	0	0	31
20	Dawson, Major	*	1-3	0-0	1-2	1	1	2	5	3	0	2	0	0	7
03	Dixon, Dakari		0-0	0-0	0-0	0	0	0	0	0	0	0	0	0	0+
10	Hayes, Zayden		0-0	0-0	0-0	0	0	0	0	0	0	0	0	0	3
11	Cassell, Logan		0-0	0-0	0-0	0	0	0	0	0	0	0	0	0	0+
12	Hurd, William		0-0	0-0	0-0	0	0	0	0	0	0	0	0	0	0+
21	Hayworth, Camden		4-10	1-5	0-0	2	5	7	2	9	0	1	0	1	17
23	Ali, Jaleel		0-0	0-0	0-0	0	0	0	0	0	0	2	0	0	5
24	Day, Eli		1-1	0-0	0-0	0	0	0	3	2	0	0	0	0	8
30	Godsey, Connor		0-0	0-0	0-0	0	0	0	0	0	0	0	0	0	0+
	Team					0	0	0							
	Totals		20-48	5-17	6-8	6	18	24	22	51	6	15	2	4	160

1st - FG %:	9-15	60.0%	2nd:	4-11	36.4%	3rd:	4-10	40.0%	4th:	3-12	25.0%	Game:	20-48	41.7%	Deadball
3FG %:	3-5	60.0%		1-4	25.0%		1-3	33.3%		0-5	0.0%		5-17	29.4%	Rebounds
FT %:	1-2	50.0%		0-0	0.0%		1-2	50.0%		4-4	100.0%		6-8	75.0%	2

Memphis East 60 • 26-9

##	Player		Total FG-FGA	3-Ptr FG-FGA	FT-FTA	Rebounds Off	Def	Tot	PF	TP	A	TO	Blk	Stl	Min
01	Harvey, Jamarion	*	3-11	1-4	5-6	0	5	5	1	12	3	4	1	2	32
03	Hackman, Luther	*	4-11	1-2	4-6	1	4	5	4	13	2	4	3	3	25
04	Curry, Alijah	*	5-10	0-1	10-14	2	6	8	3	20	1	2	0	2	30
10	McKay, Tony	*	0-0	0-0	0-0	1	1	2	4	0	0	1	0	1	24
12	Beard, Barack	*	0-0	0-0	0-0	0	1	1	0	0	0	0	0	0	2
00	Hayslett, Zackery		3-5	0-0	4-4	4	4	8	3	10	2	3	0	2	26
05	Benton, Christian		0-0	0-0	0-0	0	0	0	0	0	0	0	0	0	0+
13	Bell, Leon		0-0	0-0	0-0	0	0	0	0	0	0	0	0	0	0+
21	Gatewood, Ethan		0-0	0-0	0-0	0	0	0	0	0	0	0	0	0	2
22	Turner, Malik		0-0	0-0	0-0	0	0	0	0	0	0	0	0	0	0+
23	Thompson, Joshua		1-2	0-0	0-0	1	0	1	1	2	0	0	0	0	16
30	Reed, Khari		1-1	1-1	0-0	0	1	1	1	3	0	0	0	0	3
	Team					0	1	1				1			
	Totals		17-40	3-8	23-30	9	23	32	17	60	8	15	4	10	160

1st - FG %:	5-13	38.5%	2nd:	5-10	50.0%	3rd:	5-11	45.5%	4th:	2-6	33.3%	Game:	17-40	42.5%	Deadball
3FG %:	1-4	25.0%		1-2	50.0%		1-1	100.0%		0-1	0.0%		3-8	37.5%	Rebounds
FT %:	2-4	50.0%		4-4	100.0%		6-8	75.0%		11-14	78.6%		23-30	76.7%	3

Officials: Terry Jurnett, Toby Frierson, Randall French
Technical fouls: Dobyns Bennett-None. Memphis East-None.
Attendance:

Score by periods	1st	2nd	3rd	4th	Total
Dobyns Bennett	22	9	10	10	51
Memphis East	13	15	17	15	60

Dobyns Bennett vs Memphis East

3/15/23 11:30 AM at Murphy Center (Murfreesboro, TN)

1st PERIOD Play-by-Play (Page 1)

HOME TEAM: Memphis East	Time	Score	Margin	VISITORS: Dobyns Bennett
GOOD! JUMPER by Curry, Alijah [PNT]	07:48	2-0	H 2	
ASSIST by Harvey, Jamarion	07:48			
	07:09	2-2	T 1	GOOD! JUMPER by Dawson, Major [PNT]
	07:09			ASSIST by Stump, Brady
	06:57			FOUL by Dawson, Major (P1T1)
TURNOVR by Hackman, Luther	06:55			
	06:49	2-5	V 3	GOOD! 3 PTR by Potts, Dace
	06:49			ASSIST by Stump, Brady
TURNOVR by Hackman, Luther	06:39			
BLOCK by Hackman, Luther	06:29			MISSED JUMPER by Dawson, Major
REBOUND (DEF) by Beard, Barack	06:28			
	06:26			FOUL by Dawson, Major (P2T2)
	06:26			SUB IN : Day, Eli
	06:26			SUB OUT: Dawson, Major
	06:12			FOUL by Day, Eli (P1T3)
MISSED FT SHOT by Curry, Alijah	06:09			FOUL by Stump, Brady (P1T4)
REBOUND (OFF) by (DEADBALL)	06:09			
GOOD! FT SHOT by Curry, Alijah	06:09	3-5	V 2	
	05:55	3-7	V 4	GOOD! LAYUP by Day, Eli [PNT]
	05:55			ASSIST by Potts, Dace
MISSED LAYUP by Curry, Alijah	05:42			REBOUND (DEF) by McHugh, Charile
FOUL by Curry, Alijah (P1T1)	05:33			MISSED FT SHOT by Stump, Brady
	05:33			REBOUND (OFF) by (DEADBALL)
	05:33	3-8	V 5	GOOD! FT SHOT by Stump, Brady
SUB IN : Thompson, Joshua	05:33			
SUB OUT: Beard, Barack	05:33			
MISSED 3 PTR by Curry, Alijah	05:14			REBOUND (DEF) by Potts, Dace
BLOCK by Hackman, Luther	05:00			MISSED 3 PTR by Stump, Brady
REBOUND (DEF) by (TEAM)	04:57			
GOOD! 3 PTR by Hackman, Luther	04:43	6-8	V 2	
ASSIST by Harvey, Jamarion	04:43			
FOUL by Harvey, Jamarion (P1T2)	04:27			
	04:27			SUB IN : Hayworth, Camden
	04:27			SUB OUT: Day, Eli
	04:18	6-11	V 5	GOOD! 3 PTR by McHugh, Charile
	04:18			ASSIST by Oliver, Dante
MISSED 3 PTR by Harvey, Jamarion	03:57			REBOUND (DEF) by Oliver, Dante
FOUL by McKay, Tony (P1T3)	03:48			
SUB IN : Hayslett, Zackery	03:48			SUB IN : Ali, Jaleel
SUB OUT: McKay, Tony	03:48			SUB OUT: Potts, Dace
	03:45	6-13	V 7	GOOD! JUMPER by Oliver, Dante [PNT]
MISSED LAYUP by Hackman, Luther	03:28			
REBOUND (OFF) by Hackman, Luther	03:28			
MISSED JUMPER by Hackman, Luther	03:23			
REBOUND (OFF) by Hayslett, Zackery	03:23			
GOOD! JUMPER by Hayslett, Zackery [PNT]	03:20	8-13	V 5	
	03:10	8-15	V 7	GOOD! JUMPER by McHugh, Charile [PNT]
GOOD! JUMPER by Harvey, Jamarion	02:55	10-15	V 5	
	02:41			MISSED LAYUP by Stump, Brady
	02:41			REBOUND (OFF) by Hayworth, Camden
REBOUND (DEF) by Curry, Alijah	02:30			MISSED LAYUP by Stump, Brady
GOOD! JUMPER by Harvey, Jamarion [FB/P	02:24	12-15	V 3	
REBOUND (DEF) by Hayslett, Zackery	02:09			MISSED JUMPER by Oliver, Dante
MISSED 3 PTR by Harvey, Jamarion	02:02			
REBOUND (OFF) by Thompson, Joshua	02:02			
	01:59			FOUL by McHugh, Charile (P1T5)
SUB IN : Gatewood, Ethan	01:59			SUB IN : Potts, Dace
SUB OUT: Curry, Alijah	01:59			SUB IN : Day, Eli
	01:59			SUB OUT: Hayworth, Camden
	01:59			SUB OUT: Ali, Jaleel
MISSED JUMPER by Thompson, Joshua	01:58			

Dobyns Bennett vs Memphis East

3/15/23 11:30 AM at Murphy Center (Murfreesboro, TN)

1st PERIOD Play-by-Play (Page 2)

HOME TEAM: Memphis East	Time	Score	Margin	VISITORS: Dobyns Bennett
	01:58			REBOUND (DEF) by McHugh, Charile
	01:46	12-17	V 5	GOOD! LAYUP by Stump, Brady [FB/PNT]
MISSED FT SHOT by Hackman, Luther	01:31			FOUL by Oliver, Dante (P1T6)
REBOUND (OFF) by (DEADBALL)	01:31			
GOOD! FT SHOT by Hackman, Luther	01:31	13-17	V 4	
SUB IN : McKay, Tony	01:31			
SUB IN : Reed, Khari	01:31			
SUB OUT: Hackman, Luther	01:31			
SUB OUT: Thompson, Joshua	01:31			
	01:04	13-19	V 6	GOOD! JUMPER by Stump, Brady [PNT]
MISSED LAYUP by Hayslett, Zackery	00:47			REBOUND (DEF) by Oliver, Dante
FOUL by Hayslett, Zackery (P1T4)	00:42			
	00:42			SUB IN : Hayes, Zayden
	00:42			SUB OUT: Day, Eli
	00:31	13-22	V 9	GOOD! 3 PTR by McHugh, Charile
	00:31			ASSIST by Potts, Dace
TURNOVR by Harvey, Jamarion	00:16			
REBOUND (DEF) by Hayslett, Zackery	00:03			MISSED 3 PTR by Oliver, Dante

Dobyns Bennett 22, Memphis East 13

1st period-only	In Paint	Off T/O	2nd Chance	Fast Break	Bench	
Dobyns Bennett	12	3	0	2	2	Score tied - 1 time.
Memphis East	6	0	2	2	2	Lead changed - 1 time.

Dobyns Bennett vs Memphis East

3/15/23 11:30 AM at Murphy Center (Murfreesboro, TN)

2nd PERIOD Play-by-Play (Page 1)

HOME TEAM: Memphis East	Time	Score	Margin	VISITORS: Dobyns Bennett
SUB IN : Hayslett, Zackery	08:00			
SUB OUT: Beard, Barack	08:00			
TURNOVR by McKay, Tony	07:47			
	07:39			SUB IN : Day, Eli
	07:39			SUB OUT: Dawson, Major
REBOUND (DEF) by Harvey, Jamarion	07:29			MISSED JUMPER by Oliver, Dante
GOOD! FT SHOT by Curry, Alijah	07:20	14-22	V 8	FOUL by Day, Eli (P2T7)
GOOD! FT SHOT by Curry, Alijah	07:20	15-22	V 7	
	07:20			SUB IN : Hayworth, Camden
	07:20			SUB OUT: Day, Eli
FOUL by Hackman, Luther (P1T5)	07:05			
FOUL by McKay, Tony (P2T6)	06:47			
REBOUND (DEF) by Harvey, Jamarion	06:35			MISSED 3 PTR by Stump, Brady
MISSED JUMPER by Hackman, Luther	06:26			
REBOUND (OFF) by Curry, Alijah	06:26			
GOOD! TIP-IN by Curry, Alijah [PNT]	06:22	17-22	V 5	
	06:12			TURNOVR by Stump, Brady
STEAL by Hackman, Luther	06:11			
	06:06			FOUL by Stump, Brady (P2T8)
	06:06			TIMEOUT TEAM
GOOD! FT SHOT by Curry, Alijah	06:06	18-22	V 4	
GOOD! FT SHOT by Curry, Alijah	06:06	19-22	V 3	
	06:06			SUB IN : Ali, Jaleel
	06:06			SUB OUT: Potts, Dace
	05:46			TURNOVR by Ali, Jaleel
STEAL by Harvey, Jamarion	05:44			
MISSED LAYUP by Harvey, Jamarion	05:43			REBOUND (DEF) by Hayworth, Camden
	05:35			TURNOVR by Ali, Jaleel
STEAL by Curry, Alijah	05:34			
GOOD! LAYUP by Hackman, Luther [FB/PNT	05:32	21-22	V 1	
ASSIST by Curry, Alijah	05:32			
REBOUND (DEF) by Hayslett, Zackery	05:15			MISSED JUMPER by Stump, Brady
TURNOVR by Harvey, Jamarion	05:04			
	05:03			STEAL by Oliver, Dante
	04:55			MISSED JUMPER by Oliver, Dante
	04:55			REBOUND (OFF) by Hayworth, Camden
	04:51	21-24	V 3	GOOD! LAYUP by Hayworth, Camden [PNT]
TURNOVR by Curry, Alijah	04:38			
	04:36			STEAL by Stump, Brady
	04:28			SUB IN : Potts, Dace
	04:28			SUB IN : Day, Eli
	04:28			SUB OUT: Hayworth, Camden
	04:28			SUB OUT: Ali, Jaleel
REBOUND (DEF) by Curry, Alijah	04:10			MISSED LAYUP by Stump, Brady
FOUL by Hayslett, Zackery (P2T7)	04:02			
TURNOVR by Hayslett, Zackery	04:02			
STEAL by McKay, Tony	03:37			TURNOVR by Potts, Dace
MISSED 3 PTR by Hackman, Luther	03:19			REBOUND (DEF) by Oliver, Dante
	02:59	21-26	V 5	GOOD! LAYUP by Stump, Brady [PNT]
TIMEOUT 30sec	02:44			
SUB IN : Reed, Khari	02:44			
SUB OUT: Hayslett, Zackery	02:44			
MISSED JUMPER by Curry, Alijah	02:36			REBOUND (DEF) by Stump, Brady
	02:24			TURNOVR by Oliver, Dante
STEAL by Curry, Alijah	02:20			
GOOD! DUNK by Curry, Alijah [FB/PNT]	02:19	23-26	V 3	
ASSIST by Hackman, Luther	02:19			
REBOUND (DEF) by McKay, Tony	02:02			MISSED 3 PTR by McHugh, Charile
TURNOVR by Harvey, Jamarion	01:51			
FOUL by Reed, Khari (P1T8)	01:45			

Dobyns Bennett vs Memphis East

3/15/23 11:30 AM at Murphy Center (Murfreesboro, TN)

2nd PERIOD Play-by-Play (Page 2)

HOME TEAM: Memphis East	Time	Score	Margin	VISITORS: Dobyns Bennett
SUB IN : Thompson, Joshua	01:45			
SUB OUT: Curry, Alijah	01:45			
REBOUND (DEF) by Hackman, Luther	01:44			
MISSED JUMPER by Hackman, Luther	01:21			REBOUND (DEF) by Oliver, Dante
	01:18			TIMEOUT 30sec
SUB IN : Hayslett, Zackery	01:18			
SUB IN : Curry, Alijah	01:18			
SUB OUT: Hackman, Luther	01:18			
SUB OUT: Reed, Khari	01:18			
	00:58	23-28	V 5	GOOD! JUMPER by Hayworth, Camden [PNT
GOOD! LAYUP by Thompson, Joshua [PNT]	00:47	25-28	V 3	
ASSIST by Hayslett, Zackery	00:47			
REBOUND (DEF) by Reed, Khari	00:19			MISSED 3 PTR by Hayworth, Camden
GOOD! 3 PTR by Reed, Khari	00:10	28-28	T 2	
ASSIST by Harvey, Jamarion	00:10			
	00:02	28-31	V 3	GOOD! 3 PTR by Stump, Brady

Dobyns Bennett 31, Memphis East 28

2nd period-only	In Paint	Off T/O	2nd Chance	Fast Break	Bench	
Dobyns Bennett	6	2	2	0	4	Score tied - 1 time.
Memphis East	8	6	2	4	5	Lead changed - 0 times.

Dobyns Bennett vs Memphis East

3/15/23 11:30 AM at Murphy Center (Murfreesboro, TN)

3rd PERIOD Play-by-Play (Page 1)

HOME TEAM: Memphis East	Time	Score	Margin	VISITORS: Dobyns Bennett
SUB IN : Hayslett, Zackery	08:00			
SUB OUT: Beard, Barack	08:00			
MISSED JUMPER by Harvey, Jamarion	07:43			REBOUND (DEF) by McHugh, Charile
FOUL by Curry, Alijah (P2T1)	07:35			MISSED FT SHOT by Dawson, Major
	07:35			REBOUND (OFF) by (DEADBALL)
	07:35	28-32	V 4	GOOD! FT SHOT by Dawson, Major
MISSED JUMPER by Harvey, Jamarion	07:25			REBOUND (DEF) by Dawson, Major
REBOUND (DEF) by Curry, Alijah	07:10			MISSED JUMPER by Dawson, Major
TURNOVR by Curry, Alijah	07:01			
	06:44			TURNOVR by Potts, Dace
STEAL by Hackman, Luther	06:43			
GOOD! LAYUP by Hackman, Luther [FB/PNT	06:42	30-32	V 2	
FOUL by Hayslett, Zackery (P3T2)	06:34			
	06:23			TURNOVR by Oliver, Dante
STEAL by Hayslett, Zackery	06:21			
GOOD! JUMPER by Hackman, Luther [PNT]	06:16	32-32	T 3	
TIMEOUT 30sec	06:11			
	05:59			TURNOVR by Stump, Brady
STEAL by Hackman, Luther	05:57			
GOOD! 3 PTR by Harvey, Jamarion [FB]	05:54	35-32	H 3	
ASSIST by Hackman, Luther	05:54			
	05:40			MISSED JUMPER by McHugh, Charile
	05:40			REBOUND (OFF) by Dawson, Major
	05:33			TURNOVR by Dawson, Major
	05:32			SUB IN : Ali, Jaleel
	05:32			SUB OUT: Potts, Dace
GOOD! FT SHOT by Hackman, Luther	05:19	36-32	H 4	FOUL by Dawson, Major (P3T1)
MISSED FT SHOT by Hackman, Luther	05:19			
REBOUND (OFF) by Hayslett, Zackery	05:19			
	05:19			SUB IN : Day, Eli
	05:19			SUB OUT: Dawson, Major
	05:17			FOUL by Oliver, Dante (P2T2)
GOOD! FT SHOT by Curry, Alijah	05:15	37-32	H 5	FOUL by Day, Eli (P3T3)
MISSED FT SHOT by Curry, Alijah	05:15			REBOUND (DEF) by Hayworth, Camden
	05:15			SUB IN : Hayworth, Camden
	05:15			SUB OUT: Day, Eli
	04:53	37-34	H 3	GOOD! JUMPER by Hayworth, Camden [PNT
GOOD! FT SHOT by Hayslett, Zackery	04:39	38-34	H 4	FOUL by McHugh, Charile (P2T4)
GOOD! FT SHOT by Hayslett, Zackery	04:39	39-34	H 5	
FOUL by Hackman, Luther (P2T3)	04:31			
	04:30			SUB IN : Potts, Dace
	04:30			SUB OUT: Ali, Jaleel
REBOUND (DEF) by Hackman, Luther	04:23			MISSED JUMPER by Oliver, Dante
	03:59			FOUL by McHugh, Charile (P3T5)
TURNOVR by Hackman, Luther	03:59			
	03:38			TURNOVR by McHugh, Charile
STEAL by Harvey, Jamarion	03:36			
MISSED JUMPER by Hackman, Luther	03:32			
REBOUND (OFF) by Hayslett, Zackery	03:32			
GOOD! JUMPER by Hayslett, Zackery [PNT]	03:29	41-34	H 7	
FOUL by McKay, Tony (P3T4)	03:20			
	03:20			SUB IN : Dawson, Major
	03:20			SUB OUT: McHugh, Charile
	03:06	41-37	H 4	GOOD! 3 PTR by Hayworth, Camden
	03:06			ASSIST by Oliver, Dante
MISSED JUMPER by Curry, Alijah	02:37			
REBOUND (OFF) by McKay, Tony	02:37			
MISSED LAYUP by Hayslett, Zackery	02:32			BLOCK by Oliver, Dante
	02:29			REBOUND (DEF) by Hayworth, Camden
	02:13			MISSED 3 PTR by Oliver, Dante

Dobyns Bennett vs Memphis East

3/15/23 11:30 AM at Murphy Center (Murfreesboro, TN)

3rd PERIOD Play-by-Play (Page 2)

HOME TEAM: Memphis East	Time	Score	Margin	VISITORS: Dobyns Bennett
REBOUND (DEF) by Harvey, Jamarion	02:13			
GOOD! FT SHOT by Harvey, Jamarion	02:02	42-37	H 5	FOUL by Dawson, Major (P4T6)
GOOD! FT SHOT by Harvey, Jamarion	02:02	43-37	H 6	
SUB IN : Thompson, Joshua	02:02			SUB IN : McHugh, Charile
SUB OUT: McKay, Tony	02:02			SUB OUT: Dawson, Major
REBOUND (DEF) by Harvey, Jamarion	01:49			MISSED 3 PTR by Hayworth, Camden
GOOD! LAYUP by Hayslett, Zackery [PNT]	01:39	45-37	H 8	
	01:24	45-39	H 6	GOOD! JUMPER by Stump, Brady [PNT]
MISSED JUMPER by Hackman, Luther	01:03			BLOCK by Oliver, Dante
	01:00			REBOUND (DEF) by Stump, Brady
	00:13			FOUL by Hayworth, Camden (P1T7)
	00:13			TURNOVR by Hayworth, Camden
SUB IN : Reed, Khari	00:13			
SUB OUT: Thompson, Joshua	00:13			
TURNOVR by Hayslett, Zackery	00:05			
	00:04			STEAL by Hayworth, Camden
	00:02			MISSED LAYUP by Hayworth, Camden
	00:02			REBOUND (OFF) by McHugh, Charile
	00:01	45-41	H 4	GOOD! TIP-IN by McHugh, Charile [PNT]

Memphis East 45, Dobyns Bennett 41

3rd period-only	In Paint	Off T/O	2nd Chance	Fast Break	Bench	
Dobyns Bennett	6	2	2	0	5	Score tied - 1 time.
Memphis East	8	11	3	5	6	Lead changed - 1 time.

Dobyns Bennett vs Memphis East

3/15/23 11:30 AM at Murphy Center (Murfreesboro, TN)

4th PERIOD Play-by-Play (Page 1)

HOME TEAM: Memphis East	Time	Score	Margin	VISITORS: Dobyns Bennett
SUB IN : Thompson, Joshua	08:00			
SUB IN : Hayslett, Zackery	08:00			
SUB OUT: McKay, Tony	08:00			
SUB OUT: Beard, Barack	08:00			
	07:43			MISSED 3 PTR by McHugh, Charile
	07:43			REBOUND (OFF) by Potts, Dace
	07:36			TURNOVR by Potts, Dace
STEAL by Hayslett, Zackery	07:35			
TURNOVR by Hayslett, Zackery	07:34			
	07:33			STEAL by Potts, Dace
FOUL by Hackman, Luther (P3T5)	07:29			
REBOUND (DEF) by Curry, Alijah	07:28			MISSED 3 PTR by Stump, Brady
FOUL by Hackman, Luther (P4T6)	07:07			
TURNOVR by Hackman, Luther	07:07			
SUB IN : McKay, Tony	07:07			
SUB OUT: Hackman, Luther	07:07			
	07:01			TURNOVR by Dawson, Major
MISSED FT SHOT by Curry, Alijah	06:49			FOUL by Dawson, Major (P5T8)
REBOUND (OFF) by (DEADBALL)	06:49			
GOOD! FT SHOT by Curry, Alijah	06:49	46-41	H 5	
	06:49			SUB IN : Hayworth, Camden
	06:49			SUB IN : Hayes, Zayden
	06:49			SUB OUT: Dawson, Major
	06:49			SUB OUT: Potts, Dace
FOUL by Curry, Alijah (P3T7)	06:33	46-42	H 4	GOOD! FT SHOT by Stump, Brady
	06:33	46-43	H 3	GOOD! FT SHOT by Stump, Brady
MISSED JUMPER by Harvey, Jamarion	06:15			
REBOUND (OFF) by Curry, Alijah	06:15			
GOOD! FT SHOT by Curry, Alijah	06:11	47-43	H 4	FOUL by Hayworth, Camden (P2T9)
MISSED FT SHOT by Curry, Alijah	06:11			REBOUND (DEF) by Hayworth, Camden
REBOUND (DEF) by Curry, Alijah	06:02			MISSED LAYUP by Hayworth, Camden
MISSED JUMPER by Harvey, Jamarion	05:46			
REBOUND (OFF) by Hayslett, Zackery	05:46			
TURNOVR by (TEAM)	05:43			
	05:34	47-45	H 2	GOOD! JUMPER by Stump, Brady [PNT]
FOUL by McKay, Tony (P4T8)	05:32	47-46	H 1	GOOD! FT SHOT by Stump, Brady
	05:32			TIMEOUT TEAM
GOOD! JUMPER by Curry, Alijah [PNT]	05:01	49-46	H 3	
ASSIST by Hayslett, Zackery	05:01			
	04:47			SUB IN : Potts, Dace
	04:47			SUB OUT: Hayes, Zayden
	04:41	49-48	H 1	GOOD! JUMPER by Oliver, Dante [PNT]
GOOD! JUMPER by Curry, Alijah	03:48	51-48	H 3	
	03:34	51-50	H 1	GOOD! LAYUP by Stump, Brady [PNT]
TURNOVR by Harvey, Jamarion	03:16			
SUB IN : Hackman, Luther	03:16			
SUB OUT: McKay, Tony	03:16			
REBOUND (DEF) by Hackman, Luther	03:05			MISSED LAYUP by Stump, Brady
MISSED JUMPER by Curry, Alijah	02:40			REBOUND (DEF) by Stump, Brady
BLOCK by Hackman, Luther	02:34			MISSED 3 PTR by Potts, Dace
REBOUND (DEF) by Curry, Alijah	02:30			
MISSED 3 PTR by Harvey, Jamarion	02:26			REBOUND (DEF) by Oliver, Dante
	02:09			TURNOVR by Oliver, Dante
TIMEOUT TEAM	02:09			
	01:35			FOUL by McHugh, Charile (P4T10)
GOOD! FT SHOT by Curry, Alijah	01:34	52-50	H 2	
GOOD! FT SHOT by Curry, Alijah	01:34	53-50	H 3	
REBOUND (DEF) by Hayslett, Zackery	01:15			MISSED 3 PTR by Hayworth, Camden
GOOD! FT SHOT by Hackman, Luther	01:05	54-50	H 4	FOUL by Stump, Brady (P3T11)
GOOD! FT SHOT by Hackman, Luther	01:05	55-50	H 5	

Dobyns Bennett vs Memphis East

3/15/23 11:30 AM at Murphy Center (Murfreesboro, TN)

4th PERIOD Play-by-Play (Page 2)

HOME TEAM: Memphis East	Time	Score	Margin	VISITORS: Dobyns Bennett
REBOUND (DEF) by Hackman, Luther	00:46			MISSED JUMPER by Oliver, Dante
GOOD! FT SHOT by Hayslett, Zackery	00:34	56-50	H 6	FOUL by Oliver, Dante (P3T12)
GOOD! FT SHOT by Hayslett, Zackery	00:34	57-50	H 7	
TIMEOUT TEAM	00:34			
	00:29			MISSED JUMPER by McHugh, Charile
	00:29			REBOUND (OFF) by Oliver, Dante
FOUL by Thompson, Joshua (P1T9)	00:27	57-51	H 6	GOOD! FT SHOT by Oliver, Dante
	00:27			TURNOVR by Oliver, Dante
	00:27			SUB IN : Hayes, Zayden
	00:27			SUB IN : Ali, Jaleel
	00:27			SUB OUT: Hayworth, Camden
	00:27			SUB OUT: Potts, Dace
	00:19			FOUL by Oliver, Dante (P4T13)
GOOD! FT SHOT by Harvey, Jamarion	00:16	58-51	H 7	
MISSED FT SHOT by Harvey, Jamarion	00:16			REBOUND (DEF) by Hayworth, Camden
	00:16			SUB IN : Potts, Dace
	00:16			SUB IN : Hayworth, Camden
	00:16			SUB OUT: Hayes, Zayden
	00:16			SUB OUT: Ali, Jaleel
BLOCK by Harvey, Jamarion	00:07			MISSED 3 PTR by Hayworth, Camden
REBOUND (DEF) by Harvey, Jamarion	00:05			
	00:02			FOUL by Potts, Dace (P1T14)
GOOD! FT SHOT by Harvey, Jamarion	00:01	59-51	H 8	
GOOD! FT SHOT by Harvey, Jamarion	00:01	60-51	H 9	
SUB IN : Gatewood, Ethan	00:01			SUB IN : Hayes, Zayden
SUB IN : Turner, Malik	00:01			SUB IN : Cassell, Logan
SUB IN : Bell, Leon	00:01			SUB IN : Dixon, Dakari
SUB IN : Reed, Khari	00:01			SUB IN : Hurd, William
SUB IN : Benton, Christian	00:01			SUB IN : Godsey, Connor
SUB OUT: Thompson, Joshua	00:01			SUB OUT: Potts, Dace
SUB OUT: Hackman, Luther	00:01			SUB OUT: Oliver, Dante
SUB OUT: Curry, Alijah	00:01			SUB OUT: Hayworth, Camden
SUB OUT: Harvey, Jamarion	00:01			SUB OUT: Stump, Brady
SUB OUT: Hayslett, Zackery	00:01			SUB OUT: McHugh, Charile

Memphis East 60, Dobyns Bennett 51

4th period-only	In Paint	Off T/O	2nd Chance	Fast Break	Bench	
Dobyns Bennett	6	3	1	0	0	Score tied - 0 times.
Memphis East	2	4	1	0	2	Lead changed - 0 times.

Official Basketball Box Score -- 1st Period-Only
Dobyns Bennett vs Memphis East
3/15/23 11:30 AM at Murphy Center (Murfreesboro, TN)

Dobyns Bennett 22 • 23-11

##	Player		Total FG-FGA	3-Ptr FG-FGA	FT-FTA	Rebounds Off	Def	Tot	PF	TP	A	TO	Blk	Stl	Min
01	Stump, Brady	*	2-5	0-1	1-2	0	0	0	1	5	2	0	0	0	8
02	Potts, Dace	*	1-1	1-1	0-0	0	1	1	0	3	2	0	0	0	6
05	Oliver, Dante	*	1-3	0-1	0-0	0	2	2	1	2	1	0	0	0	8
14	McHugh, Charile	*	3-3	2-2	0-0	0	2	2	1	8	0	0	0	0	8
20	Dawson, Major	*	1-2	0-0	0-0	0	0	0	2	2	0	0	0	0	1
10	Hayes, Zayden		0-0	0-0	0-0	0	0	0	0	0	0	0	0	0	0+
21	Hayworth, Camden		0-0	0-0	0-0	1	0	1	0	0	0	0	0	0	2
23	Ali, Jaleel		0-0	0-0	0-0	0	0	0	0	0	0	0	0	0	1
24	Day, Eli		1-1	0-0	0-0	0	0	0	1	2	0	0	0	0	3
	Team					0	0	0							
	Totals		9-15	3-5	1-2	1	5	6	6	22	5	0	0	0	-

FG %: 9-15 60.0%
3FG %: 3-5 60.0%
FT %: 1-2 50.0%

Deadball Rebounds
1

Memphis East 13 • 26-9

##	Player		Total FG-FGA	3-Ptr FG-FGA	FT-FTA	Rebounds Off	Def	Tot	PF	TP	A	TO	Blk	Stl	Min
01	Harvey, Jamarion	*	2-4	0-2	0-0	0	0	0	1	4	2	1	0	0	8
03	Hackman, Luther	*	1-3	1-1	1-2	1	0	1	0	4	0	2	2	0	6
04	Curry, Alijah	*	1-3	0-1	1-2	0	1	1	1	3	0	0	0	0	6
10	McKay, Tony	*	0-0	0-0	0-0	0	0	0	1	0	0	0	0	0	5
12	Beard, Barack	*	0-0	0-0	0-0	0	1	1	0	0	0	0	0	0	2
00	Hayslett, Zackery		1-2	0-0	0-0	1	2	3	1	2	0	0	0	0	3
21	Gatewood, Ethan		0-0	0-0	0-0	0	0	0	0	0	0	0	0	0	1
23	Thompson, Joshua		0-1	0-0	0-0	1	0	1	0	0	0	0	0	0	4
30	Reed, Khari		0-0	0-0	0-0	0	0	0	0	0	0	0	0	0	1
	Team					0	1	1							
	Totals		5-13	1-4	2-4	3	5	8	4	13	2	3	2	0	-

FG %: 5-13 38.5%
3FG %: 1-4 25.0%
FT %: 2-4 50.0%

Deadball Rebounds
2

Officials: Terry Jurnett, Toby Frierson, Randall French
Technical fouls: Dobyns Bennett-None. Memphis East-None.
Attendance:

Score by periods	1st	2nd	3rd	4th	Total
Dobyns Bennett	22	0	0	0	22
Memphis East	13	0	0	0	13

Official Basketball Box Score -- 2nd Period-Only
Dobyns Bennett vs Memphis East
3/15/23 11:30 AM at Murphy Center (Murfreesboro, TN)

Dobyns Bennett 9 • 23-11

##	Player		Total FG-FGA	3-Ptr FG-FGA	FT-FTA	Rebounds Off	Def	Tot	PF	TP	A	TO	Blk	Stl	Min
01	Stump, Brady	*	2-5	1-2	0-0	0	1	1	1	5	0	1	0	1	8
02	Potts, Dace	*	0-0	0-0	0-0	0	0	0	0	0	0	1	0	0	6
05	Oliver, Dante	*	0-2	0-0	0-0	0	2	2	0	0	0	1	0	1	8
14	McHugh, Charile	*	0-1	0-1	0-0	0	0	0	0	0	0	0	0	0	8
20	Dawson, Major	*	0-0	0-0	0-0	0	0	0	0	0	0	0	0	0	0+
21	Hayworth, Camden		2-3	0-1	0-0	1	1	2	0	4	0	0	0	0	2
23	Ali, Jaleel		0-0	0-0	0-0	0	0	0	0	0	0	2	0	0	1
24	Day, Eli		0-0	0-0	0-0	0	0	0	1	0	0	0	0	0	4
	Team					0	0	0							
	Totals		4-11	1-4	0-0	1	4	5	2	9	0	5	0	2	-

FG %: 4-11 36.4%
3FG %: 1-4 25.0%
FT %: 0-0 0.0%

Deadball Rebounds
0

Memphis East 15 • 26-9

##	Player		Total FG-FGA	3-Ptr FG-FGA	FT-FTA	Rebounds Off	Def	Tot	PF	TP	A	TO	Blk	Stl	Min
01	Harvey, Jamarion	*	0-1	0-0	0-0	0	2	2	0	0	1	2	0	1	8
03	Hackman, Luther	*	1-4	0-1	0-0	0	1	1	1	2	1	0	0	1	6
04	Curry, Alijah	*	2-3	0-0	4-4	1	1	2	0	8	1	1	0	2	7
10	McKay, Tony	*	0-0	0-0	0-0	0	1	1	1	0	0	1	0	1	8
00	Hayslett, Zackery		0-0	0-0	0-0	0	1	1	1	0	1	1	0	0	6
23	Thompson, Joshua		1-1	0-0	0-0	0	0	0	0	2	0	0	0	0	1
30	Reed, Khari		1-1	1-1	0-0	0	1	1	1	3	0	0	0	0	1
	Team					0	0	0							
	Totals		5-10	1-2	4-4	1	7	8	4	15	4	5	0	5	-

FG %: 5-10 50.0%
3FG %: 1-2 50.0%
FT %: 4-4 100.0

Deadball Rebounds
0

Officials: Terry Jurnett, Toby Frierson, Randall French
Technical fouls: Dobyns Bennett-None. Memphis East-None.
Attendance:

Score by periods	1st	2nd	3rd	4th	Total
Dobyns Bennett	0	9	0	0	9
Memphis East	0	15	0	0	15

Official Basketball Box Score -- 3rd Period-Only
Dobyns Bennett vs Memphis East
3/15/23 11:30 AM at Murphy Center (Murfreesboro, TN)

Dobyns Bennett 10 • 23-11

##	Player		Total FG-FGA	3-Ptr FG-FGA	FT-FTA	Rebounds Off	Def	Tot	PF	TP	A	TO	Blk	Stl	Min
01	Stump, Brady	*	1-1	0-0	0-0	0	1	1	0	2	0	1	0	0	8
02	Potts, Dace	*	0-0	0-0	0-0	0	0	0	0	0	0	1	0	0	6
05	Oliver, Dante	*	0-2	0-1	0-0	0	0	0	1	0	1	1	2	0	8
14	McHugh, Charile	*	1-2	0-0	0-0	1	1	2	2	2	0	1	0	0	6
20	Dawson, Major	*	0-1	0-0	1-2	1	1	2	2	1	0	1	0	0	3
21	Hayworth, Camden		2-4	1-2	0-0	0	2	2	1	5	0	1	0	1	5
23	Ali, Jaleel		0-0	0-0	0-0	0	0	0	0	0	0	0	0	0	1
24	Day, Eli		0-0	0-0	0-0	0	0	0	1	0	0	0	0	0	0+
	Team					0	0	0							
	Totals		4-10	1-3	1-2	2	5	7	7	10	1	6	2	1	-

FG %: 4-10 40.0%
3FG %: 1-3 33.3%
FT %: 1-2 50.0%

Deadball Rebounds
1

Memphis East 17 • 26-9

##	Player		Total FG-FGA	3-Ptr FG-FGA	FT-FTA	Rebounds Off	Def	Tot	PF	TP	A	TO	Blk	Stl	Min
01	Harvey, Jamarion	*	1-3	1-1	2-2	0	2	2	0	5	0	0	0	1	8
03	Hackman, Luther	*	2-4	0-0	1-2	0	1	1	1	5	1	1	0	2	8
04	Curry, Alijah	*	0-1	0-0	1-2	0	1	1	1	1	0	1	0	0	8
10	McKay, Tony	*	0-0	0-0	0-0	1	0	1	1	0	0	0	0	0	5
00	Hayslett, Zackery		2-3	0-0	2-2	2	0	2	1	6	0	1	0	1	8
23	Thompson, Joshua		0-0	0-0	0-0	0	0	0	0	0	0	0	0	0	1
30	Reed, Khari		0-0	0-0	0-0	0	0	0	0	0	0	0	0	0	0+
	Team					0	0	0							
	Totals		5-11	1-1	6-8	3	4	7	4	17	1	3	0	4	-

FG %: 5-11 45.5%
3FG %: 1-1 100.0
FT %: 6-8 75.0%

Deadball Rebounds
0

Officials: Terry Jurnett, Toby Frierson, Randall French
Technical fouls: Dobyns Bennett-None. Memphis East-None.
Attendance:

Score by periods	1st	2nd	3rd	4th	Total
Dobyns Bennett	0	0	10	0	10
Memphis East	0	0	17	0	17

Official Basketball Box Score -- 4th Period-Only
Dobyns Bennett vs Memphis East
3/15/23 11:30 AM at Murphy Center (Murfreesboro, TN)

Dobyns Bennett 10 • 23-11

##	Player		Total FG-FGA	3-Ptr FG-FGA	FT-FTA	Rebounds Off	Def	Tot	PF	TP	A	TO	Blk	Stl	Min
01	Stump, Brady	*	2-4	0-1	3-3	0	1	1	1	7	0	0	0	0	7
02	Potts, Dace	*	0-1	0-1	0-0	1	0	1	1	0	0	1	0	1	5
05	Oliver, Dante	*	1-2	0-0	1-1	1	1	2	2	3	0	2	0	0	7
14	McHugh, Charile	*	0-2	0-1	0-0	0	0	0	1	0	0	0	0	0	7
20	Dawson, Major	*	0-0	0-0	0-0	0	0	0	1	0	0	1	0	0	1
03	Dixon, Dakari		0-0	0-0	0-0	0	0	0	0	0	0	0	0	0	0+
10	Hayes, Zayden		0-0	0-0	0-0	0	0	0	0	0	0	0	0	0	2
11	Cassell, Logan		0-0	0-0	0-0	0	0	0	0	0	0	0	0	0	0+
12	Hurd, William		0-0	0-0	0-0	0	0	0	0	0	0	0	0	0	0+
21	Hayworth, Camden		0-3	0-2	0-0	0	2	2	1	0	0	0	0	0	6
23	Ali, Jaleel		0-0	0-0	0-0	0	0	0	0	0	0	0	0	0	0+
30	Godsey, Connor		0-0	0-0	0-0	0	0	0	0	0	0	0	0	0	0+
	Team					0	0	0							
	Totals		3-12	0-5	4-4	2	4	6	7	10	0	4	0	1	-

FG %: 3-12 25.0%
3FG %: 0-5 0.0%
FT %: 4-4 100.0

Deadball Rebounds
0

Memphis East 15 • 26-9

##	Player		Total FG-FGA	3-Ptr FG-FGA	FT-FTA	Rebounds Off	Def	Tot	PF	TP	A	TO	Blk	Stl	Min
01	Harvey, Jamarion	*	0-3	0-1	3-4	0	1	1	0	3	0	1	1	0	7
03	Hackman, Luther	*	0-0	0-0	2-2	0	2	2	2	2	0	1	1	0	4
04	Curry, Alijah	*	2-3	0-0	4-6	1	3	4	1	8	0	0	0	0	7
10	McKay, Tony	*	0-0	0-0	0-0	0	0	0	1	0	0	0	0	0	3
00	Hayslett, Zackery		0-0	0-0	2-2	1	1	2	0	2	1	1	0	1	7
05	Benton, Christian		0-0	0-0	0-0	0	0	0	0	0	0	0	0	0	0+
13	Bell, Leon		0-0	0-0	0-0	0	0	0	0	0	0	0	0	0	0+
21	Gatewood, Ethan		0-0	0-0	0-0	0	0	0	0	0	0	0	0	0	0+
22	Turner, Malik		0-0	0-0	0-0	0	0	0	0	0	0	0	0	0	0+
23	Thompson, Joshua		0-0	0-0	0-0	0	0	0	1	0	0	0	0	0	7
30	Reed, Khari		0-0	0-0	0-0	0	0	0	0	0	0	0	0	0	0+
	Team					0	0	0				1			
	Totals		2-6	0-1	11-14	2	7	9	5	15	1	4	2	1	-

FG %: 2-6 33.3%
3FG %: 0-1 0.0%
FT %: 11-14 78.6%

Deadball Rebounds
1

Officials: Terry Jurnett, Toby Frierson, Randall French
Technical fouls: Dobyns Bennett-None. Memphis East-None.
Attendance:

Score by periods	1st	2nd	3rd	4th	Total
Dobyns Bennett	0	0	0	10	10
Memphis East	0	0	0	15	15

2022 Class 4A State Boys' Basketball Tournament

March 16 - March 19, 2022 · MTSU - Murphy Center

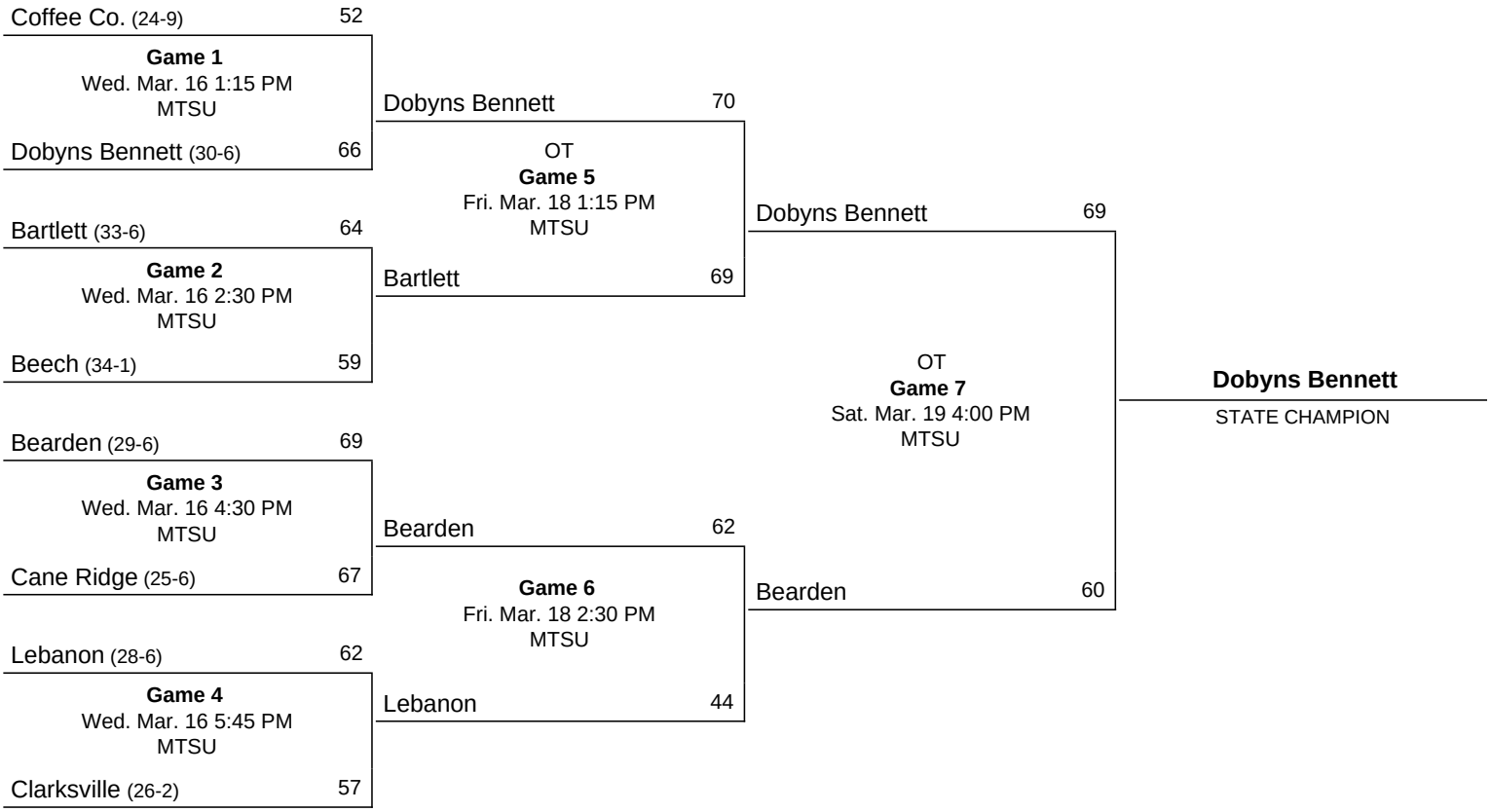

Official Basketball Box Score -- Game Totals -- Final Statistics

Dobyns Bennett vs Coffee Co.

3/15/22 1:15 PM at Murphy Center (Murfreesboro, TN)

of Tennessee

Dobyns Bennett 66 • 31-6

##	Player		Total FG-FGA	3-Ptr FG-FGA	FT-FTA	Rebounds Off	Def	Tot	PF	TP	A	TO	Blk	Stl	Min
00	Gillespie, Jonavan	*	4-9	2-6	5-6	1	0	1	3	15	2	2	0	1	26
01	Stump, Brady	*	8-10	5-7	6-7	0	2	2	2	27	3	2	0	0	26
02	Metz, Carter	*	1-4	0-1	1-3	1	2	3	1	3	3	1	1	0	21
10	Tincher, McKinley		2-2	2-2	0-0	0	0	0	1	6	2	1	0	1	20
11	Head, Chapel		0-0	0-0	0-0	0	0	0	0	0	0	0	0	0	1
12	McHugh, Charlie		0-1	0-1	0-0	0	0	0	0	0	0	0	0	0	1
14	Browder, Jack	*	5-7	0-1	0-0	1	8	9	4	10	0	2	2	0	19
20	Vidale, Nigel		0-0	0-0	0-0	0	0	0	0	0	0	0	0	0	1
21	Allen, Gregory		0-1	0-1	0-0	0	3	3	2	0	0	0	0	0	15
23	Hale, Malachi	*	0-8	0-4	5-6	4	3	7	2	5	1	4	4	3	29
24	Day, Eli		0-0	0-0	0-0	0	0	0	0	0	0	0	0	0	1
	Team					1	1	2							
	Totals		20-42	9-23	17-22	8	19	27	15	66	11	12	7	5	160

	1st		2nd		3rd		4th		Game		Deadball Rebounds
1st - FG %:	5-12	41.7%	2-6	33.3%	8-14	57.1%	5-10	50.0%	20-42	47.6%	2
3FG %:	3-6	50.0%	2-6	33.3%	3-7	42.9%	1-4	25.0%	9-23	39.1%	
FT %:	1-2	50.0%	2-2	100.0%	2-4	50.0%	12-14	85.7%	17-22	77.3%	

Coffee Co. 52 • 24-10

##	Player		Total FG-FGA	3-Ptr FG-FGA	FT-FTA	Rebounds Off	Def	Tot	PF	TP	A	TO	Blk	Stl	Min
00	Crosslin, Dayne	*	4-8	1-3	1-3	3	3	6	2	10	0	0	0	1	28
05	Shemwell, Jackson		1-4	0-3	0-0	0	0	0	2	2	0	1	0	1	11
10	Osbourne, Jahlin		0-0	0-0	0-0	0	0	0	2	0	0	1	0	0	7
11	Nugent, Brady	*	4-7	0-1	2-4	1	4	5	3	10	2	2	0	3	27
12	Abellana, Aidan	*	4-8	0-0	3-4	2	5	7	3	11	3	3	0	0	26
13	Williams, Treyton		0-0	0-0	0-0	0	0	0	0	0	0	0	0	0	1
20	Dobson, John		0-2	0-1	0-0	0	0	0	1	0	0	0	0	0	4
24	Reed, Cooper		1-2	0-0	2-2	0	1	1	1	4	0	2	0	0	5
33	Rollman, Phinehas	*	3-6	0-1	2-4	4	0	4	3	8	4	1	0	0	25
35	Shemwell, Connor	*	2-9	0-4	3-4	1	3	4	1	7	1	1	0	1	26
	Team					1	1	2							
	Totals		19-46	1-13	13-21	12	17	29	18	52	10	11	0	6	160

	1st		2nd		3rd		4th		Game		Deadball Rebounds
1st - FG %:	6-11	54.5%	3-8	37.5%	4-12	33.3%	6-15	40.0%	19-46	41.3%	4
3FG %:	0-3	0.0%	0-3	0.0%	1-4	25.0%	0-3	0.0%	1-13	7.7%	
FT %:	3-7	42.9%	4-4	100.0%	3-6	50.0%	3-4	75.0%	13-21	61.9%	

Officials:
Technical fouls: Dobyns Bennett-None. Coffee Co.-None.
Attendance:

Score by periods	1st	2nd	3rd	4th	Total
Dobyns Bennett	14	8	21	23	66
Coffee Co.	15	10	12	15	52

Points	In Paint	Off T/O	2nd Chance	Fast Break	Bench
DB	20	15	7	5	6
COFFEE	34	14	13	2	6

Last FG - DB 4th-01:03, COFFEE 4th-00:46.
Largest lead - DB by 15 4th-01:03, COFFEE by 8 2nd-02:17.
DB led for 17:07. COFFEE led for 12:33. Game was tied for 01:51.

Score tied - 5 times.
Lead changed - 5 times.

Dobyns Bennett vs Coffee Co.

3/15/22 1:15 PM at Murphy Center (Murfreesboro, TN)

1st PERIOD Play-by-Play (Page 1)

HOME TEAM: Coffee Co.	Time	Score	Margin	VISITORS: Dobyns Bennett
REBOUND (DEF) by (TEAM)	07:41			MISSED 3 PTR by Hale, Malachi
MISSED FT SHOT by Rollman, Phinehas	07:26			FOUL by Browder, Jack (P1T1)
REBOUND (OFF) by (DEADBALL)	07:26			
GOOD! FT SHOT by Rollman, Phinehas	07:26	1-0	H 1	
	07:07	1-2	V 1	GOOD! JUMPER by Stump, Brady [PNT]
MISSED JUMPER by Abellana, Aidan	06:54			REBOUND (DEF) by Stump, Brady
REBOUND (DEF) by Nugent, Brady	06:47			MISSED 3 PTR by Stump, Brady
MISSED 3 PTR by Shemwell, Connor	06:36			REBOUND (DEF) by Browder, Jack
	06:29	1-5	V 4	GOOD! 3 PTR by Gillespie, Jonavan [FB]
	06:29			ASSIST by Stump, Brady
MISSED FT SHOT by Nugent, Brady	05:50			FOUL by Metz, Carter (P1T2)
REBOUND (OFF) by (DEADBALL)	05:50			
MISSED FT SHOT by Nugent, Brady	05:50			
REBOUND (OFF) by Rollman, Phinehas	05:50			
	05:50			SUB IN : Tincher, McKinley
	05:50			SUB IN : Allen, Gregory
	05:50			SUB OUT: Browder, Jack
	05:50			SUB OUT: Metz, Carter
GOOD! LAYUP by Crosslin, Dayne [PNT]	05:31	3-5	V 2	
ASSIST by Abellana, Aidan	05:31			
	05:30			FOUL by Gillespie, Jonavan (P1T3)
MISSED FT SHOT by Crosslin, Dayne	05:29			
	05:28			MISSEDDJUMPER by Hale,,Malachiy
REBOUND (DEF) by Crosslin, Dayne	05:28			
GOOD! JUMPER by Shemwell, Connor [PNT]	05:13	5-5	T 1	
	04:59	5-8	V 3	GOOD! 3 PTR by Tincher, McKinley
	04:59			ASSIST by Stump, Brady
GOOD! FT SHOT by Abellana, Aidan	04:47	6-8	V 2	FOUL by Stump, Brady (P1T4)
GOOD! FT SHOT by Abellana, Aidan	04:47	7-8	V 1	
	04:47			SUB IN : Browder, Jack
	04:47			SUB IN : Metz, Carter
	04:47			SUB OUT: Stump, Brady
	04:47			SUB OUT: Hale, Malachi
	04:36	7-10	V 3	GOOD! JUMPER by Browder, Jack [PNT]
	04:36			ASSIST by Tincher, McKinley
MISSED LAYUP by Rollman, Phinehas	04:12			BLOCK by Browder, Jack
	04:11			REBOUND (DEF) by Browder, Jack
STEAL by Crosslin, Dayne	03:50			TURNOVR by Tincher, McKinley
MISSED 3 PTR by Crosslin, Dayne	03:36			
REBOUND (OFF) by Rollman, Phinehas	03:34			
GOOD! LAYUP by Crosslin, Dayne [PNT]	03:30	9-10	V 1	
ASSIST by Rollman, Phinehas	03:30			
	03:27			TIMEOUT TEAM
	03:27			SUB IN : Stump, Brady
	03:27			SUB IN : Hale, Malachi
	03:27			SUB OUT: Gillespie, Jonavan
	03:27			SUB OUT: Allen, Gregory
FOUL by Abellana, Aidan (P1T1)	03:19			
REBOUND (DEF) by Nugent, Brady	03:15			MISSED JUMPER by Metz, Carter
GOOD! LAYUP by Nugent, Brady [PNT]	02:53	11-10	H 1	
ASSIST by Abellana, Aidan	02:53			
REBOUND (DEF) by Abellana, Aidan	02:35			MISSED 3 PTR by Hale, Malachi
GOOD! JUMPER by Shemwell, Connor [PNT]	02:17	13-10	H 3	
REBOUND (DEF) by Shemwell, Connor	02:00			MISSED JUMPER by Metz, Carter
GOOD! LAYUP by Abellana, Aidan [PNT]	01:46	15-10	H 5	
FOUL by Nugent, Brady (P1T2)	01:29			MISSED FT SHOT by Stump, Brady
	01:29			REBOUND (OFF) by (DEADBALL)
	01:29	15-11	H 4	GOOD! FT SHOT by Stump, Brady
SUB IN : Osbourne, Jahlin	01:29			SUB IN : Gillespie, Jonavan
SUB IN : Shemwell, Jackson	01:29			SUB OUT: Metz, Carter
SUB OUT: Rollman, Phinehas	01:29			
SUB OUT: Shemwell, Connor	01:29			
TURNOVR by Abellana, Aidan	01:18			

Dobyns Bennett vs Coffee Co.

3/15/22 1:15 PM at Murphy Center (Murfreesboro, TN)

1st PERIOD Play-by-Play (Page 2)

HOME TEAM: Coffee Co.	Time	Score	Margin	VISITORS: Dobyns Bennett
FOUL by Shemwell, Jackson (P1T3)	01:14			
REBOUND (DEF) by Abellana, Aidan	01:09			MISSED JUMPER by Browder, Jack
MISSED 3 PTR by Shemwell, Jackson	00:29			REBOUND (DEF) by Browder, Jack
	00:06	15-14	H 1	GOOD! 3 PTR by Stump, Brady

Coffee Co. 15, Dobyns Bennett 14

1st period-only	In Paint	Off T/O	2nd Chance	Fast Break	Bench	
Dobyns Bennett	4	0	0	3	3	Score tied - 1 time.
Coffee Co.	12	2	4	0	0	Lead changed - 2 times.

Dobyns Bennett vs Coffee Co.

3/15/22 1:15 PM at Murphy Center (Murfreesboro, TN)

2nd PERIOD Play-by-Play (Page 1)

HOME TEAM: Coffee Co.	Time	Score	Margin	VISITORS: Dobyns Bennett
SUB IN : Shemwell, Jackson	08:00			SUB IN : Tincher, McKinley
SUB IN : Osbourne, Jahlin	08:00			SUB OUT: Metz, Carter
SUB OUT: Rollman, Phinehas	08:00			
SUB OUT: Abellana, Aidan	08:00			
MISSED 3 PTR by Shemwell, Connor	07:26			REBOUND (DEF) by Browder, Jack
	07:17			FOUL by Stump, Brady (P2T5)
	07:17			TURNOVR by Stump, Brady
TIMEOUT 30sec	07:17			
SUB IN : Abellana, Aidan	07:17			SUB IN : Metz, Carter
SUB IN : Reed, Cooper	07:17			SUB OUT: Stump, Brady
SUB IN : Rollman, Phinehas	07:17			
SUB OUT: Osbourne, Jahlin	07:17			
SUB OUT: Nugent, Brady	07:17			
SUB OUT: Crosslin, Dayne	07:17			
GOOD! LAYUP by Reed, Cooper [PNT]	06:26	17-14	H 3	
ASSIST by Rollman, Phinehas	06:26			
	06:12			MISSED 3 PTR by Gillespie, Jonavan
	06:12			REBOUND (OFF) by Hale, Malachi
	06:06			TURNOVR by Hale, Malachi
GOOD! LAYUP by Abellana, Aidan [PNT]	05:54	19-14	H 5	
ASSIST by Rollman, Phinehas	05:54			
	05:35			FOUL by Browder, Jack (P2T6)
	05:35			TURNOVR by Browder, Jack
	05:35			SUB IN : Stump, Brady
	05:35			SUB IN : Allen, Gregory
	05:35			SUB OUT: Browder, Jack
	05:35			SUB OUT: Metz, Carter
TURNOVR by Reed, Cooper	05:14			
	04:55			TURNOVR by Hale, Malachi
STEAL by Shemwell, Connor	04:54			
GOOD! FT SHOT by Reed, Cooper	04:48	20-14	H 6	FOUL by Tincher, McKinley (P1T7)
GOOD! FT SHOT by Reed, Cooper	04:48	21-14	H 7	
SUB IN : Dobson, John	04:48			
SUB IN : Nugent, Brady	04:48			
SUB OUT: Shemwell, Jackson	04:48			
SUB OUT: Reed, Cooper	04:48			
REBOUND (DEF) by Abellana, Aidan	04:28			MISSED 3 PTR by Gillespie, Jonavan
MISSED LAYUP by Nugent, Brady	04:19			BLOCK by Hale, Malachi
	04:17			REBOUND (DEF) by Stump, Brady
	04:09			TURNOVR by Hale, Malachi
SUB IN : Crosslin, Dayne	04:09			
SUB OUT: Abellana, Aidan	04:09			
MISSED 3 PTR by Rollman, Phinehas	03:53			
REBOUND (OFF) by Crosslin, Dayne	03:53			
TURNOVR by Rollman, Phinehas	03:49			
SUB IN : Osbourne, Jahlin	03:49			SUB IN : Metz, Carter
SUB OUT: Shemwell, Connor	03:49			SUB OUT: Tincher, McKinley
	03:17	21-17	H 4	GOOD! 3 PTR by Stump, Brady
	03:17			ASSIST by Metz, Carter
MISSED 3 PTR by Dobson, John	02:56			REBOUND (DEF) by Hale, Malachi
REBOUND (DEF) by Nugent, Brady	02:46			MISSED 3 PTR by Metz, Carter
GOOD! FT SHOT by Nugent, Brady	02:43	22-17	H 5	FOUL by Hale, Malachi (P1T8)
GOOD! FT SHOT by Nugent, Brady	02:43	23-17	H 6	
SUB IN : Shemwell, Connor	02:43			
SUB OUT: Rollman, Phinehas	02:43			
	02:36			MISSED 3 PTR by Hale, Malachi
	02:22			REBOUND (OFF) by Hale, Malachi
	02:19			TURNOVR by Hale, Malachi
STEAL by Nugent, Brady	02:18			
GOOD! LAYUP by Nugent, Brady [FB/PNT]	02:17	25-17	H 8	

Dobyns Bennett vs Coffee Co.

3/15/22 1:15 PM at Murphy Center (Murfreesboro, TN)

2nd PERIOD Play-by-Play (Page 2)

HOME TEAM: Coffee Co.	Time	Score	Margin	VISITORS: Dobyns Bennett
FOUL by Dobson, John (P1T4)	01:55			
SUB IN : Abellana, Aidan	01:55			
SUB OUT: Dobson, John	01:55			
	01:52	25-20	H 5	GOOD! 3 PTR by Gillespie, Jonavan
	01:52			ASSIST by Hale, Malachi
TURNOVR by Nugent, Brady	01:37			
	01:36			STEAL by Gillespie, Jonavan
FOUL by Osbourne, Jahlin (P1T5)	01:33	25-21	H 4	GOOD! FT SHOT by Gillespie, Jonavan
	01:33	25-22	H 3	GOOD! FT SHOT by Gillespie, Jonavan
SUB IN : Rollman, Phinehas	01:33			
SUB OUT: Osbourne, Jahlin	01:33			
MISSED LAYUP by Crosslin, Dayne	00:04			REBOUND (DEF) by Metz, Carter

Coffee Co. 25, Dobyns Bennett 22

2nd period-only	In Paint	Off T/O	2nd Chance	Fast Break	Bench	
Dobyns Bennett	0	5	0	0	0	Score tied - 0 times.
Coffee Co.	6	8	0	2	4	Lead changed - 0 times.

Dobyns Bennett vs Coffee Co.

3/15/22 1:15 PM at Murphy Center (Murfreesboro, TN)

3rd PERIOD Play-by-Play (Page 1)

HOME TEAM: Coffee Co.	Time	Score	Margin	VISITORS: Dobyns Bennett
	07:51	25-24	H 1	GOOD! LAYUP by Browder, Jack [PNT]
	07:51			ASSIST by Stump, Brady
GOOD! LAYUP by Rollman, Phinehas [PNT]	07:36	27-24	H 3	
ASSIST by Abellana, Aidan	07:36			
	07:22	27-27	T 2	GOOD! 3 PTR by Stump, Brady
	07:22			ASSIST by Metz, Carter
FOUL by Nugent, Brady (P2T1)	07:22	27-28	V 1	GOOD! FT SHOT by Stump, Brady
MISSED FT SHOT by Crosslin, Dayne	07:01			FOUL by Gillespie, Jonavan (P2T1)
REBOUND (OFF) by (DEADBALL)	07:01			
GOOD! FT SHOT by Crosslin, Dayne	07:01	28-28	T 3	
	06:48	28-30	V 2	GOOD! LAYUP by Gillespie, Jonavan [PNT]
MISSED 3 PTR by Shemwell, Connor	06:28			
REBOUND (OFF) by Crosslin, Dayne	06:28			
MISSED LAYUP by Abellana, Aidan	06:01			
	06:00			BLOCK by Metz, Carter
REBOUND (OFF) by (TEAM)	05:58			
	05:53			SUB IN : Tincher, McKinley
	05:53			SUB OUT: Metz, Carter
GOOD! LAYUP by Rollman, Phinehas [PNT]	05:42	30-30	T 4	
ASSIST by Shemwell, Connor	05:42			
	05:26			MISSED JUMPER by Hale, Malachi
	05:26			REBOUND (OFF) by Gillespie, Jonavan
	05:23	30-32	V 2	GOOD! JUMPER by Gillespie, Jonavan [PNT]
MISSED JUMPER by Crosslin, Dayne	04:58			REBOUND (DEF) by Hale, Malachi
FOUL by Rollman, Phinehas (P1T2)	04:58			
REBOUND (DEF) by Shemwell, Connor	04:45			MISSED 3 PTR by Browder, Jack
GOOD! 3 PTR by Crosslin, Dayne	04:36	33-32	H 1	
ASSIST by Nugent, Brady	04:36			
REBOUND (DEF) by Abellana, Aidan	04:18			MISSED 3 PTR by Gillespie, Jonavan
MISSED 3 PTR by Crosslin, Dayne	04:12			BLOCK by Browder, Jack
REBOUND (OFF) by Abellana, Aidan	04:07			
TIMEOUT 30sec	04:07			
SUB IN : Shemwell, Jackson	04:07			SUB IN : Allen, Gregory
SUB OUT: Rollman, Phinehas	04:07			SUB OUT: Hale, Malachi
MISSED 3 PTR by Shemwell, Jackson	04:04			REBOUND (DEF) by Browder, Jack
	03:56			MISSED LAYUP by Gillespie, Jonavan
	03:56			REBOUND (OFF) by (TEAM)
	03:53	33-34	V 1	GOOD! JUMPER by Browder, Jack
	03:53			ASSIST by Tincher, McKinley
GOOD! FT SHOT by Shemwell, Connor	03:35	34-34	T 5	FOUL by Browder, Jack (P3T2)
MISSED FT SHOT by Shemwell, Connor	03:35			REBOUND (DEF) by Allen, Gregory
	03:22			TURNOVR by Browder, Jack
STEAL by Shemwell, Jackson	03:20			
SUB IN : Reed, Cooper	03:18			SUB IN : Metz, Carter
SUB OUT: Abellana, Aidan	03:18			SUB IN : Hale, Malachi
	03:18			SUB OUT: Browder, Jack
	03:18			SUB OUT: Stump, Brady
TURNOVR by Shemwell, Jackson	03:17			
	03:04	34-36	V 2	GOOD! LAYUP by Metz, Carter [PNT]
FOUL by Reed, Cooper (P1T3)	03:03			MISSED FT SHOT by Metz, Carter
	03:03			REBOUND (OFF) by Hale, Malachi
FOUL by Shemwell, Jackson (P2T4)	02:56			
	02:55	34-37	V 3	GOOD! FT SHOT by Metz, Carter
	02:55			MISSED FT SHOT by Metz, Carter
REBOUND (DEF) by Nugent, Brady	02:53			
SUB IN : Osbourne, Jahlin	02:52			SUB IN : Stump, Brady
SUB OUT: Shemwell, Connor	02:52			SUB OUT: Tincher, McKinley
	02:46			FOUL by Allen, Gregory (P1T3)
TURNOVR by Osbourne, Jahlin	02:33			
	02:22			MISSED 3 PTR by Gillespie, Jonavan

Dobyns Bennett vs Coffee Co.

3/15/22 1:15 PM at Murphy Center (Murfreesboro, TN)

3rd PERIOD Play-by-Play (Page 2)

HOME TEAM: Coffee Co.	Time	Score	Margin	VISITORS: Dobyns Bennett
	02:22			REBOUND (OFF) by Hale, Malachi
FOUL by Osbourne, Jahlin (P2T5)	02:15			
	02:15			TURNOVR by Gillespie, Jonavan
STEAL by Nugent, Brady	02:13			
MISSED LAYUP by Reed, Cooper	02:10			
REBOUND (OFF) by Crosslin, Dayne	02:10			
GOOD! TIP-IN by Crosslin, Dayne [PNT]	02:07	36-37	V 1	
	01:54			TURNOVR by Gillespie, Jonavan
STEAL by Nugent, Brady	01:53			
MISSED LAYUP by Nugent, Brady	01:45			BLOCK by Hale, Malachi
	01:44			REBOUND (DEF) by Metz, Carter
	01:35	36-40	V 4	GOOD! 3 PTR by Stump, Brady
	01:35			ASSIST by Metz, Carter
TURNOVR by Reed, Cooper	01:25			STEAL by Hale, Malachi
TIMEOUT TEAM	01:25			
SUB IN : Abellana, Aidan	01:25			SUB IN : Tincher, McKinley
SUB IN : Rollman, Phinehas	01:25			SUB OUT: Gillespie, Jonavan
SUB OUT: Reed, Cooper	01:25			
SUB OUT: Nugent, Brady	01:25			
	01:17	36-43	V 7	GOOD! 3 PTR by Stump, Brady
TURNOVR by Abellana, Aidan	01:02			
	01:01			STEAL by Tincher, McKinley
REBOUND (DEF) by Abellana, Aidan	00:58			MISSED 3 PTR by Stump, Brady
GOOD! FT SHOT by Abellana, Aidan	00:30	37-43	V 6	FOUL by Allen, Gregory (P2T4)
MISSED FT SHOT by Abellana, Aidan	00:30			
REBOUND (OFF) by Abellana, Aidan	00:30			
SUB IN : Shemwell, Connor	00:30			SUB IN : Gillespie, Jonavan
SUB OUT: Osbourne, Jahlin	00:30			SUB OUT: Stump, Brady
MISSED JUMPER by Abellana, Aidan	00:01			
REBOUND (OFF) by Rollman, Phinehas	00:01			

Dobyns Bennett 43, Coffee Co. 37

3rd period-only	In Paint	Off T/O	2nd Chance	Fast Break	Bench	
Dobyns Bennett	8	6	5	0	0	Score tied - 4 times.
Coffee Co.	6	2	4	0	0	Lead changed - 3 times.

Dobyns Bennett vs Coffee Co.

3/15/22 1:15 PM at Murphy Center (Murfreesboro, TN)

4th PERIOD Play-by-Play (Page 1)

HOME TEAM: Coffee Co.	Time	Score	Margin	VISITORS: Dobyns Bennett
SUB IN : Shemwell, Jackson	08:00			SUB IN : Tincher, McKinley
SUB OUT: Nugent, Brady	08:00			SUB OUT: Metz, Carter
GOOD! LAYUP by Shemwell, Jackson [PNT]	07:38	39-43	V 4	
	07:25	39-46	V 7	GOOD! 3 PTR by Tincher, McKinley
	07:25			ASSIST by Gillespie, Jonavan
MISSED LAYUP by Shemwell, Connor	07:08			REBOUND (DEF) by Browder, Jack
FOUL by Rollman, Phinehas (P2T6)	07:01			
REBOUND (DEF) by Crosslin, Dayne	06:49			MISSED 3 PTR by Hale, Malachi
MISSED LAYUP by Abellana, Aidan	06:36			REBOUND (DEF) by Browder, Jack
	06:27	39-48	V 9	GOOD! LAYUP by Stump, Brady [PNT]
TURNOVR by Abellana, Aidan	06:21			
	06:20			STEAL by Hale, Malachi
	06:18			TURNOVR by Stump, Brady
SUB IN : Nugent, Brady	06:18			
SUB OUT: Shemwell, Jackson	06:18			
TURNOVR by Shemwell, Connor	06:07			STEAL by Hale, Malachi
	05:49			MISSED LAYUP by Hale, Malachi
	05:49			REBOUND (OFF) by Browder, Jack
	05:48	39-50	V 11	GOOD! TIP-IN by Browder, Jack [PNT]
MISSED 3 PTR by Shemwell, Connor	05:30			
REBOUND (OFF) by Rollman, Phinehas	05:30			
MISSED FT SHOT by Rollman, Phinehas	05:25			FOUL by Browder, Jack (P4T5)
REBOUND (OFF) by (DEADBALL)	05:25			
GOOD! FT SHOT by Rollman, Phinehas	05:25	40-50	V 10	
	05:25			SUB IN : Allen, Gregory
	05:25			SUB OUT: Browder, Jack
REBOUND (DEF) by Shemwell, Connor	05:12			MISSED JUMPER by Hale, Malachi
	05:04			FOUL by Gillespie, Jonavan (P3T6)
	05:04			TIMEOUT TEAM
	05:04			SUB IN : Metz, Carter
	05:04			SUB OUT: Gillespie, Jonavan
GOOD! LAYUP by Abellana, Aidan [PNT]	04:47	42-50	V 8	
ASSIST by Nugent, Brady	04:47			
REBOUND (DEF) by Crosslin, Dayne	04:03			MISSED 3 PTR by Allen, Gregory
GOOD! LAYUP by Abellana, Aidan [PNT]	03:41	44-50	V 6	
ASSIST by Rollman, Phinehas	03:41			
FOUL by Rollman, Phinehas (P3T7)	03:23	44-51	V 7	GOOD! FT SHOT by Hale, Malachi
	03:23			MISSED FT SHOT by Hale, Malachi
	03:23			REBOUND (OFF) by Metz, Carter
	03:23			SUB IN : Gillespie, Jonavan
	03:23			SUB IN : Browder, Jack
	03:23			SUB OUT: Allen, Gregory
	03:23			SUB OUT: Stump, Brady
	03:20			TURNOVR by Metz, Carter
MISSED LAYUP by Shemwell, Connor	02:49			BLOCK by Hale, Malachi
REBOUND (OFF) by Shemwell, Connor	02:48			
GOOD! FT SHOT by Shemwell, Connor	02:47	45-51	V 6	FOUL by Hale, Malachi (P2T7)
GOOD! FT SHOT by Shemwell, Connor	02:47	46-51	V 5	
	02:47			SUB IN : Stump, Brady
	02:47			SUB OUT: Tincher, McKinley
FOUL by Nugent, Brady (P3T8)	02:45	46-52	V 6	GOOD! FT SHOT by Stump, Brady
	02:45	46-53	V 7	GOOD! FT SHOT by Stump, Brady
	02:45			SUB IN : Tincher, McKinley
	02:45			SUB OUT: Stump, Brady
MISSED LAYUP by Shemwell, Connor	02:37			BLOCK by Hale, Malachi
	02:36			REBOUND (DEF) by Hale, Malachi
FOUL by Shemwell, Connor (P1T9)	02:33	46-54	V 8	GOOD! FT SHOT by Hale, Malachi
	02:33	46-55	V 9	GOOD! FT SHOT by Hale, Malachi
	02:33			SUB IN : Stump, Brady
	02:33			SUB OUT: Tincher, McKinley
Flagrant foul on #35 Coffee County (Intentional)				
	02:23	46-57	V 11	GOOD! LAYUP by Stump, Brady [PNT]

Dobyns Bennett vs Coffee Co.

3/15/22 1:15 PM at Murphy Center (Murfreesboro, TN)

4th PERIOD Play-by-Play (Page 2)

HOME TEAM: Coffee Co.	Time	Score	Margin	VISITORS: Dobyns Bennett
	02:12			SUB IN : Tincher, McKinley
	02:12			SUB OUT: Stump, Brady
GOOD! JUMPER by Nugent, Brady	02:06	48-57	V 9	
TIMEOUT TEAM	02:04			
SUB IN : Shemwell, Jackson	02:04			SUB IN : Stump, Brady
SUB OUT: Shemwell, Connor	02:04			SUB OUT: Tincher, McKinley
FOUL by Crosslin, Dayne (P1T10)	01:45	48-58	V 10	GOOD! FT SHOT by Stump, Brady
	01:45	48-59	V 11	GOOD! FT SHOT by Stump, Brady
SUB IN : Shemwell, Connor	01:45			SUB IN : Tincher, McKinley
SUB OUT: Shemwell, Jackson	01:45			SUB OUT: Stump, Brady
TURNOVR by Nugent, Brady	01:38			
	01:38			SUB IN : Stump, Brady
	01:38			SUB OUT: Tincher, McKinley
FOUL by Abellana, Aidan (P2T11)	01:36	48-60	V 12	GOOD! FT SHOT by Gillespie, Jonavan
	01:36	48-61	V 13	GOOD! FT SHOT by Gillespie, Jonavan
	01:36			SUB IN : Tincher, McKinley
	01:36			SUB OUT: Stump, Brady
GOOD! JUMPER by Rollman, Phinehas [PNT]	01:26	50-61	V 11	
TIMEOUT TEAM	01:25			
SUB IN : Shemwell, Jackson	01:25			SUB IN : Stump, Brady
SUB OUT: Shemwell, Connor	01:25			SUB OUT: Tincher, McKinley
FOUL by Abellana, Aidan (P3T12)	01:23	50-62	V 12	GOOD! FT SHOT by Hale, Malachi
	01:23	50-63	V 13	GOOD! FT SHOT by Hale, Malachi
SUB IN : Shemwell, Connor	01:23			
SUB OUT: Shemwell, Jackson	01:23			
MISSED JUMPER by Rollman, Phinehas	01:12			REBOUND (DEF) by Browder, Jack
	01:03	50-65	V 15	GOOD! LAYUP by Browder, Jack [FB/PNT]
	01:03			ASSIST by Gillespie, Jonavan
MISSED 3 PTR by Nugent, Brady	00:49			
REBOUND (OFF) by Nugent, Brady	00:49			
GOOD! LAYUP by Nugent, Brady [PNT]	00:46	52-65	V 13	
FOUL by Crosslin, Dayne (P2T13)	00:43			MISSED FT SHOT by Gillespie, Jonavan
	00:43			REBOUND (OFF) by (DEADBALL)
	00:43	52-66	V 14	GOOD! FT SHOT by Gillespie, Jonavan
SUB IN : Dobson, John	00:43			SUB IN : McHugh, Charlie
SUB IN : Reed, Cooper	00:43			SUB IN : Vidale, Nigel
SUB IN : Shemwell, Jackson	00:43			SUB IN : Day, Eli
SUB IN : Williams, Treyton	00:43			SUB IN : Head, Chapel
SUB IN : Osbourne, Jahlin	00:43			SUB IN : Allen, Gregory
SUB OUT: Rollman, Phinehas	00:43			SUB OUT: Gillespie, Jonavan
SUB OUT: Abellana, Aidan	00:43			SUB OUT: Metz, Carter
SUB OUT: Nugent, Brady	00:43			SUB OUT: Browder, Jack
SUB OUT: Crosslin, Dayne	00:43			SUB OUT: Hale, Malachi
SUB OUT: Shemwell, Connor	00:43			SUB OUT: Stump, Brady
MISSED JUMPER by Dobson, John	00:26			REBOUND (DEF) by (TEAM)
REBOUND (DEF) by Reed, Cooper	00:18			MISSED 3 PTR by McHugh, Charlie
MISSED 3 PTR by Shemwell, Jackson	00:10			REBOUND (DEF) by Allen, Gregory

Dobyns Bennett 66, Coffee Co. 52

4th period-only	In Paint	Off T/O	2nd Chance	Fast Break	Bench	
Dobyns Bennett	8	4	2	2	3	Score tied - 0 times.
Coffee Co.	10	2	5	0	2	Lead changed - 0 times.

Official Basketball Box Score -- Thru 1st Period
Dobyns Bennett vs Coffee Co.
3/15/22 1:15 PM at Murphy Center (Murfreesboro, TN)

Dobyns Bennett 14 • 31-6

##	Player		Total FG-FGA	3-Ptr FG-FGA	FT-FTA	Rebounds Off	Def	Tot	PF	TP	A	TO	Blk	Stl	Min
00	Gillespie, Jonavan	*	1-1	1-1	0-0	0	0	0	1	3	0	0	0	0	6
01	Stump, Brady	*	2-3	1-2	1-2	0	1	1	1	6	2	0	0	0	6
02	Metz, Carter	*	0-2	0-0	0-0	0	0	0	1	0	0	0	0	0	5
10	Tincher, McKinley		1-1	1-1	0-0	0	0	0	0	3	1	1	0	0	5
14	Browder, Jack	*	1-2	0-0	0-0	0	3	3	1	2	0	0	1	0	6
21	Allen, Gregory		0-0	0-0	0-0	0	1	1	0	0	0	0	0	0	2
23	Hale, Malachi	*	0-3	0-2	0-0	0	0	0	0	0	0	0	0	0	6
	Team					0	0	0							
	Totals		5-12	3-6	1-2	0	5	5	4	14	3	1	1	0	-

1st - FG %:	5-12	41.7%	Game: 5-12	41.7%
3FG %:	3-6	50.0%	3-6	50.0%
FT %:	1-2	50.0%	1-2	50.0%

Deadball Rebounds
1

Coffee Co. 15 • 24-10

##	Player		Total FG-FGA	3-Ptr FG-FGA	FT-FTA	Rebounds Off	Def	Tot	PF	TP	A	TO	Blk	Stl	Min
00	Crosslin, Dayne	*	2-3	0-1	0-1	0	1	1	0	4	0	0	0	1	8
05	Shemwell, Jackson		0-1	0-1	0-0	0	0	0	1	0	0	0	0	0	1
10	Osbourne, Jahlin		0-0	0-0	0-0	0	0	0	0	0	0	0	0	0	1
11	Nugent, Brady	*	1-1	0-0	0-2	0	2	2	1	2	0	0	0	0	8
12	Abellana, Aidan	*	1-2	0-0	2-2	0	2	2	1	4	2	1	0	0	8
33	Rollman, Phinehas	*	0-1	0-0	1-2	2	0	2	0	1	1	0	0	0	6
35	Shemwell, Connor	*	2-3	0-1	0-0	0	1	1	0	4	0	0	0	0	6
	Team					0	1	1							
	Totals		6-11	0-3	3-7	2	7	9	3	15	3	1	0	1	-

1st - FG %:	6-11	54.5%	Game: 6-11	54.5%
3FG %:	0-3	0.0%	0-3	0.0%
FT %:	3-7	42.9%	3-7	42.9%

Deadball Rebounds
2

Officials:
Technical fouls: Dobyns Bennett-None. Coffee Co.-None.
Attendance:

Score by periods	1st	2nd	3rd	4th	Total
Dobyns Bennett	14	0	0	0	14
Coffee Co.	15	0	0	0	15

Points	In Paint	Off T/O	2nd Chance	Fast Break	Bench
DB	4	0	0	3	3
COFFEE	12	2	4	0	0

Last FG - DB 1st-00:06, COFFEE 1st-01:46.
Largest lead - DB by 4 1st-06:29, COFFEE by 5 1st-01:46.
DB led for 04:00. COFFEE led for 27:12. Game was tied for -7:-12.

Score tied - 1 time.
Lead changed - 2 times.

Official Basketball Box Score -- Thru 2nd Period
Dobyns Bennett vs Coffee Co.
3/15/22 1:15 PM at Murphy Center (Murfreesboro, TN)

Dobyns Bennett 22 • 31-6

##	Player		Total FG-FGA	3-Ptr FG-FGA	FT-FTA	Rebounds Off	Def	Tot	PF	TP	A	TO	Blk	Stl	Min
00	Gillespie, Jonavan	*	2-4	2-4	2-2	0	0	0	1	8	0	0	0	1	14
01	Stump, Brady	*	3-4	2-3	1-2	0	2	2	2	9	2	1	0	0	12
02	Metz, Carter	*	0-3	0-1	0-0	0	1	1	1	0	1	0	0	0	10
10	Tincher, McKinley		1-1	1-1	0-0	0	0	0	1	3	1	1	0	0	10
14	Browder, Jack	*	1-2	0-0	0-0	0	4	4	2	2	0	1	1	0	9
21	Allen, Gregory		0-0	0-0	0-0	0	1	1	0	0	0	0	0	0	7
23	Hale, Malachi	*	0-4	0-3	0-0	2	1	3	1	0	1	4	1	0	14
	Team					0	0	0							
	Totals		7-18	5-12	3-4	2	9	11	8	22	5	7	2	1	-

	1st		2nd		Game	
FG %:	5-12	41.7%	2-6	33.3%	7-18	38.9%
3FG %:	3-6	50.0%	2-6	33.3%	5-12	41.7%
FT %:	1-2	50.0%	2-2	100.0%	3-4	75.0%

Deadball Rebounds
1

Coffee Co. 25 • 24-10

##	Player		Total FG-FGA	3-Ptr FG-FGA	FT-FTA	Rebounds Off	Def	Tot	PF	TP	A	TO	Blk	Stl	Min
00	Crosslin, Dayne	*	2-4	0-1	0-1	1	1	2	0	4	0	0	0	1	12
05	Shemwell, Jackson		0-1	0-1	0-0	0	0	0	1	0	0	0	0	0	4
10	Osbourne, Jahlin		0-0	0-0	0-0	0	0	0	1	0	0	0	0	0	4
11	Nugent, Brady	*	2-3	0-0	2-4	0	3	3	1	6	0	1	0	1	13
12	Abellana, Aidan	*	2-3	0-0	2-2	0	3	3	1	6	2	1	0	0	13
20	Dobson, John		0-1	0-1	0-0	0	0	0	1	0	0	0	0	0	2
24	Reed, Cooper		1-1	0-0	2-2	0	0	0	0	4	0	1	0	0	2
33	Rollman, Phinehas	*	0-2	0-1	1-2	2	0	2	0	1	3	1	0	0	12
35	Shemwell, Connor	*	2-4	0-2	0-0	0	1	1	0	4	0	0	0	1	13
	Team					0	1	1							
	Totals		9-19	0-6	7-11	3	9	12	5	25	5	4	0	3	-

	1st		2nd		Game	
FG %:	6-11	54.5%	3-8	37.5%	9-19	47.4%
3FG %:	0-3	0.0%	0-3	0.0%	0-6	0.0%
FT %:	3-7	42.9%	4-4	100.0%	7-11	63.6%

Deadball Rebounds
2

Officials:
Technical fouls: Dobyns Bennett-None. Coffee Co.-None.
Attendance:

Score by periods	1st	2nd	3rd	4th	Total
Dobyns Bennett	14	8	0	0	22
Coffee Co.	15	10	0	0	25

Points	In Paint	Off T/O	2nd Chance	Fast Break	Bench
DB	4	5	0	3	3
COFFEE	18	10	4	2	4

Last FG - DB 2nd-01:52, COFFEE 2nd-02:17.
Largest lead - DB by 4 1st-06:29, COFFEE by 8 2nd-02:17.
DB led for 04:00. COFFEE led for 27:12. Game was tied for -7:-12.

Score tied - 1 time.
Lead changed - 2 times.

Official Basketball Box Score -- Thru 3rd Period
Dobyns Bennett vs Coffee Co.
3/15/22 1:15 PM at Murphy Center (Murfreesboro, TN)

Dobyns Bennett 43 • 31-6

##	Player		Total FG-FGA	3-Ptr FG-FGA	FT-FTA	Rebounds Off	Def	Tot	PF	TP	A	TO	Blk	Stl	Min
00	Gillespie, Jonavan	*	4-9	2-6	2-2	1	0	1	2	12	0	2	0	1	21
01	Stump, Brady	*	6-8	5-7	2-3	0	2	2	2	19	3	1	0	0	20
02	Metz, Carter	*	1-4	0-1	1-3	0	2	2	1	3	3	0	1	0	16
10	Tincher, McKinley		1-1	1-1	0-0	0	0	0	1	3	2	1	0	1	14
14	Browder, Jack	*	3-5	0-1	0-0	0	5	5	3	6	0	2	2	0	14
21	Allen, Gregory		0-0	0-0	0-0	0	2	2	2	0	0	0	0	0	12
23	Hale, Malachi	*	0-5	0-3	0-0	4	2	6	1	0	1	4	2	1	21
	Team					1	0	1							
	Totals		15-32	8-19	5-8	6	13	19	12	43	9	10	5	3	-

	1st		2nd		3rd		Game		Deadball Rebounds
FG %:	5-12	41.7%	2-6	33.3%	8-14	57.1%	15-32	46.9%	1
3FG %:	3-6	50.0%	2-6	33.3%	3-7	42.9%	8-19	42.1%	
FT %:	1-2	50.0%	2-2	100.0%	2-4	50.0%	5-8	62.5%	

Coffee Co. 37 • 24-10

##	Player		Total FG-FGA	3-Ptr FG-FGA	FT-FTA	Rebounds Off	Def	Tot	PF	TP	A	TO	Blk	Stl	Min
00	Crosslin, Dayne	*	4-8	1-3	1-3	3	1	4	0	10	0	0	0	1	20
05	Shemwell, Jackson		0-2	0-2	0-0	0	0	0	2	0	0	1	0	1	8
10	Osbourne, Jahlin		0-0	0-0	0-0	0	0	0	2	0	0	1	0	0	6
11	Nugent, Brady	*	2-4	0-0	2-4	0	4	4	2	6	1	1	0	3	20
12	Abellana, Aidan	*	2-5	0-0	3-4	2	5	7	1	7	3	2	0	0	19
20	Dobson, John		0-1	0-1	0-0	0	0	0	1	0	0	0	0	0	2
24	Reed, Cooper		1-2	0-0	2-2	0	0	0	1	4	0	2	0	0	4
33	Rollman, Phinehas	*	2-4	0-1	1-2	3	0	3	1	5	3	1	0	0	17
35	Shemwell, Connor	*	2-5	0-3	1-2	0	2	2	0	5	1	0	0	1	19
	Team					1	1	2							
	Totals		13-31	1-10	10-17	9	13	22	10	37	8	8	0	6	-

	1st		2nd		3rd		Game		Deadball Rebounds
FG %:	6-11	54.5%	3-8	37.5%	4-12	33.3%	13-31	41.9%	3
3FG %:	0-3	0.0%	0-3	0.0%	1-4	25.0%	1-10	10.0%	
FT %:	3-7	42.9%	4-4	100.0%	3-6	50.0%	10-17	58.8%	

Officials:
Technical fouls: Dobyns Bennett-None. Coffee Co.-None.
Attendance:

Score by periods	1st	2nd	3rd	4th	Total
Dobyns Bennett	14	8	21	0	43
Coffee Co.	15	10	12	0	37

Points	In Paint	Off T/O	2nd Chance	Fast Break	Bench
DB	12	11	5	3	3
COFFEE	24	12	8	2	4

Last FG - DB 3rd-01:17, COFFEE 3rd-02:07.
Largest lead - DB by 7 3rd-01:17, COFFEE by 8 2nd-02:17.
DB led for 17:07. COFFEE led for 12:33. Game was tied for -6:-9.

Score tied - 5 times.
Lead changed - 5 times.

Official Basketball Box Score -- Game Totals -- Final Statistics

Bartlett vs Dobyns Bennett

3/18/22 1:15 PM at Murphy Center (Murfreesboro, TN)

of Tennessee

Bartlett 69 • 34-7

##	Player		Total FG-FGA	3-Ptr FG-FGA	FT-FTA	Rebounds Off	Def	Tot	PF	TP	A	TO	Blk	Stl	Min
00	Jacobs, JR	*	8-13	2-4	0-0	2	4	6	3	18	3	5	0	2	28
01	Knox, Amarr	*	12-18	2-5	7-7	0	2	2	4	33	1	2	0	0	31
02	Neville, KJ		0-0	0-0	0-0	0	0	0	0	0	0	1	0	0	2
03	Crockett, Devin		0-0	0-0	0-0	0	0	0	1	0	1	0	0	0	14
04	Moore, Regale	*	1-6	0-4	0-0	0	0	0	3	2	1	2	0	0	22
05	Alston, Christian		2-5	0-2	0-0	1	3	4	1	4	0	0	1	1	15
10	Ambrose, Charvez	*	2-7	0-3	0-0	0	1	1	0	4	0	1	0	1	23
11	Hampton, Quaylan		0-0	0-0	0-0	0	0	0	0	0	0	0	0	0	2
12	Shackelford, Jackson		0-1	0-1	2-2	1	1	2	2	2	0	2	0	0	21
20	Williams, Rashad		1-2	0-0	0-2	1	0	1	1	2	0	0	0	0	6
21	Stokes, Matthew	*	1-2	0-0	2-3	2	4	6	2	4	0	0	1	1	15
23	Johnson, Noah		0-0	0-0	0-0	0	1	1	0	0	0	0	0	0	1
	Team					2	1	3							
	Totals		27-54	4-19	11-14	9	17	26	17	69	6	13	2	5	180

	1st		2nd		3rd		4th		Game		Deadball Rebounds
FG %:	4-12	33.3%	7-15	46.7%	6-14	42.9%	6-9	66.7%	27-54	50.0%	
3FG %:	0-5	0.0%	0-2	0.0%	0-7	0.0%	4-5	80.0%	4-19	21.1%	
FT %:	6-6	100.0%	4-7	57.1%	1-1	100.0%	0-0	0.0%	11-14	78.6%	1

Dobyns Bennett 70 • 32-6

##	Player		Total FG-FGA	3-Ptr FG-FGA	FT-FTA	Rebounds Off	Def	Tot	PF	TP	A	TO	Blk	Stl	Min
00	Gillespie, Jonavan	*	9-10	5-5	4-4	1	4	5	2	27	2	4	0	0	36
01	Stump, Brady	*	5-11	1-4	0-0	0	2	2	2	11	3	4	0	0	29
02	Metz, Carter	*	5-9	0-0	1-2	1	2	3	2	11	0	2	1	0	31
10	Tincher, McKinley		1-1	1-1	0-0	0	1	1	2	3	1	0	0	1	14
14	Browder, Jack	*	5-11	1-1	2-2	3	5	8	4	13	3	3	1	1	29
21	Allen, Gregory		0-1	0-0	0-0	0	0	0	1	0	0	1	0	0	7
23	Hale, Malachi	*	2-6	1-3	0-0	1	3	4	1	5	1	3	4	1	34
	Team					0	3	3							
	Totals		27-49	9-14	7-8	6	20	26	14	70	10	17	6	3	180

	1st		2nd		3rd		4th		Game		Deadball Rebounds
FG %:	9-14	64.3%	6-11	54.5%	4-10	40.0%	4-8	50.0%	27-49	55.1%	
3FG %:	2-2	100.0%	2-3	66.7%	4-6	66.7%	0-1	0.0%	9-14	64.3%	
FT %:	2-2	100.0%	1-2	50.0%	0-0	0.0%	4-4	100.0%	7-8	87.5%	0

Officials: Terrence McClain, Corey Herald, Shelico Franklin
Technical fouls: Bartlett-None. Dobyns Bennett-None.
Attendance:

Score by periods	1st	2nd	3rd	4th	OT	Total
Bartlett	14	18	13	16	8	69
Dobyns Bennett	22	15	12	12	9	70

Points	In Paint	Off T/O	2nd Chance	Fast Break	Bench
BARTLET	44	16	10	6	8
DB	30	19	8	8	3

Last FG - BARTLETT OT-00:15, DB OT-00:02.
Largest lead - BARTLETT by 4 1st-05:33, DB by 15 2nd-06:58.
BARTLETT led for 07:44. DB led for 26:18. Game was tied for 01:43.

Score tied - 3 times.
Lead changed - 13 times.

Bartlett vs Dobyns Bennett
3/18/22 1:15 PM at Murphy Center (Murfreesboro, TN)
1st PERIOD Play-by-Play (Page 1)

Time	Score	Margin	HOME/VISITOR
07:45			MISSED LAYUP by Stokes, Matthew
07:45			BLOCK by Hale, Malachi
07:44			REBOUND (OFF) by Stokes, Matthew
07:43			FOUL by Hale, Malachi (P1T1)
07:43	0-1	V 1	GOOD! FT SHOT by Stokes, Matthew
07:43	0-2	V 2	GOOD! FT SHOT by Stokes, Matthew
07:14			MISSED JUMPER by Hale, Malachi
07:14			REBOUND (DEF) by Stokes, Matthew
06:45			MISSED 3 PTR by Ambrose, Charvez
06:45			REBOUND (DEF) by Gillespie, Jonavan
06:21			MISSED JUMPER by Metz, Carter
06:21			REBOUND (DEF) by Stokes, Matthew
05:57			MISSED LAYUP by Ambrose, Charvez
05:57			BLOCK by Browder, Jack
05:57			REBOUND (OFF) by (TEAM)
05:56			FOUL by Moore, Regale (P1T1)
05:56			TURNOVR by Moore, Regale
05:47			TURNOVR by Gillespie, Jonavan
05:33	0-4	V 4	GOOD! LAYUP by Knox, Amarr [PNT]
05:16	3-4	V 1	GOOD! 3 PTR by Gillespie, Jonavan
04:53			MISSED 3 PTR by Knox, Amarr
04:53			REBOUND (DEF) by Hale, Malachi
04:52			FOUL by Stokes, Matthew (P1T2)
04:45			MISSED JUMPER by Browder, Jack
04:45			REBOUND (OFF) by Browder, Jack
04:43	5-4	H 1	GOOD! TIP-IN by Browder, Jack [PNT]
04:37	5-6	V 1	GOOD! LAYUP by Jacobs, JR [PNT]
04:26			TURNOVR by Gillespie, Jonavan
04:17			TURNOVR by Jacobs, JR
04:16			STEAL by Tincher, McKinley
04:13			FOUL by Knox, Amarr (P1T3)
04:13	6-6	T 1	GOOD! FT SHOT by Gillespie, Jonavan
04:13	7-6	H 1	GOOD! FT SHOT by Gillespie, Jonavan
04:00			MISSED JUMPER by Moore, Regale
04:00			REBOUND (OFF) by Shackelford, Jackson
03:58			FOUL by Browder, Jack (P1T2)
03:49	7-8	V 1	GOOD! LAYUP by Jacobs, JR [PNT]
03:37	9-8	H 1	GOOD! JUMPER by Metz, Carter [PNT]
03:24			MISSED 3 PTR by Shackelford, Jackson
03:24			REBOUND (DEF) by Gillespie, Jonavan
03:16	11-8	H 3	GOOD! JUMPER by Gillespie, Jonavan [PNT]
02:47			MISSED 3 PTR by Jacobs, JR
02:47			REBOUND (DEF) by Gillespie, Jonavan
02:40	13-8	H 5	GOOD! JUMPER by Gillespie, Jonavan
02:27			TURNOVR by Jacobs, JR
02:27			STEAL by Browder, Jack
02:21	15-8	H 7	GOOD! JUMPER by Metz, Carter [PNT]
02:21			ASSIST by Tincher, McKinley
01:56			MISSED 3 PTR by Moore, Regale
01:56			REBOUND (OFF) by (TEAM)
01:43			FOUL by Allen, Gregory (P1T3)
01:43	15-9	H 6	GOOD! FT SHOT by Shackelford, Jackson
01:43	15-10	H 5	GOOD! FT SHOT by Shackelford, Jackson
01:35			MISSED JUMPER by Metz, Carter
01:35			REBOUND (DEF) by Stokes, Matthew
01:27			FOUL by Tincher, McKinley (P1T4)
01:27	15-11	H 4	GOOD! FT SHOT by Knox, Amarr
01:27	15-12	H 3	GOOD! FT SHOT by Knox, Amarr
01:12			MISSED LAYUP by Stump, Brady
01:12			BLOCK by Stokes, Matthew
01:10			REBOUND (OFF) by Browder, Jack
01:08	17-12	H 5	GOOD! LAYUP by Browder, Jack [PNT]
01:00			TURNOVR by Shackelford, Jackson
00:42	19-12	H 7	GOOD! LAYUP by Metz, Carter [PNT]
00:27			TURNOVR by Neville, KJ
00:26			STEAL by Hale, Malachi
00:24			FOUL by Shackelford, Jackson (P1T4)
00:20	22-12	H 10	GOOD! 3 PTR by Gillespie, Jonavan
00:20			ASSIST by Stump, Brady
00:07	22-14	H 8	GOOD! JUMPER by Knox, Amarr

1st period-only	In Paint	Off T/O	2nd Chance	Fast Break	Bench
Bartlett	6	2	6	0	2
Dobyns Bennett	12	9	4	0	0

Bartlett vs Dobyns Bennett
3/18/22 1:15 PM at Murphy Center (Murfreesboro, TN)
2nd PERIOD Play-by-Play (Page 1)

Time	Score	Margin	HOME/VISITOR
07:49	24-14	H 10	GOOD! JUMPER by Browder, Jack [PNT]
07:49			ASSIST by Stump, Brady
07:39			TURNOVR by Knox, Amarr
07:25	26-14	H 12	GOOD! JUMPER by Metz, Carter
07:08			MISSED LAYUP by Ambrose, Charvez
07:08			BLOCK by Hale, Malachi
07:07			REBOUND (OFF) by Jacobs, JR
07:04			MISSED 3 PTR by Knox, Amarr
07:04			REBOUND (DEF) by Stump, Brady
06:58	29-14	H 15	GOOD! 3 PTR by Gillespie, Jonavan [FB]
06:58			ASSIST by Browder, Jack
06:44			MISSED JUMPER by Jacobs, JR
06:44			REBOUND (OFF) by Stokes, Matthew
06:42	29-16	H 13	GOOD! LAYUP by Stokes, Matthew [PNT]
06:42			FOUL by Browder, Jack (P2T5)
06:42			MISSED FT SHOT by Stokes, Matthew
06:42			REBOUND (DEF) by Browder, Jack
06:30			MISSED LAYUP by Browder, Jack
06:30			REBOUND (DEF) by Stokes, Matthew
06:24			FOUL by Browder, Jack (P3T6)
06:24	29-17	H 12	GOOD! FT SHOT by Knox, Amarr
06:24	29-18	H 11	GOOD! FT SHOT by Knox, Amarr
06:19			TURNOVR by Allen, Gregory
06:19			STEAL by Jacobs, JR
06:18	29-20	H 9	GOOD! LAYUP by Ambrose, Charvez [FB/PNT]
06:18			ASSIST by Jacobs, JR
06:09			TURNOVR by Metz, Carter
06:09			TIMEOUT 30sec
05:57			MISSED JUMPER by Jacobs, JR
05:56			REBOUND (OFF) by Williams, Rashad
05:54			FOUL by Stump, Brady (P1T7)
05:54			MISSED FT SHOT by Williams, Rashad
05:54			REBOUND (OFF) by (DEADBALL)
05:54			MISSED FT SHOT by Williams, Rashad
05:54			REBOUND (DEF) by Metz, Carter
05:53			FOUL by Moore, Regale (P2T5)
05:52			TURNOVR by Stump, Brady
05:40			MISSED JUMPER by Knox, Amarr
05:40			BLOCK by Hale, Malachi
05:38			REBOUND (DEF) by Stump, Brady
05:35	31-20	H 11	GOOD! LAYUP by Stump, Brady [FB/PNT]
05:17			MISSED LAYUP by Alston, Christian
05:17			BLOCK by Hale, Malachi
05:16			REBOUND (DEF) by Tincher, McKinley
05:08	33-20	H 13	GOOD! LAYUP by Stump, Brady [PNT]
04:47	33-22	H 11	GOOD! LAYUP by Williams, Rashad [PNT]
04:47			ASSIST by Jacobs, JR
04:30			MISSED JUMPER by Stump, Brady
04:30			REBOUND (DEF) by Alston, Christian
04:13			TURNOVR by Jacobs, JR
04:13			TIMEOUT TEAM
03:41			FOUL by Stokes, Matthew (P2T6)
03:37			TURNOVR by Hale, Malachi
03:26	33-24	H 9	GOOD! LAYUP by Knox, Amarr [PNT]
03:26			ASSIST by Crockett, Devin
02:54			MISSED LAYUP by Allen, Gregory
02:54			BLOCK by Alston, Christian
02:53			REBOUND (DEF) by (TEAM)
02:32	33-26	H 7	GOOD! LAYUP by Knox, Amarr [PNT]
02:05			MISSED 3 PTR by Hale, Malachi
02:05			REBOUND (DEF) by Knox, Amarr
01:53	33-28	H 5	GOOD! JUMPER by Alston, Christian [PNT]
01:34			TURNOVR by Stump, Brady
01:33			STEAL by Ambrose, Charvez
01:30	33-30	H 3	GOOD! LAYUP by Ambrose, Charvez [FB/PNT]
01:17	36-30	H 6	GOOD! 3 PTR by Gillespie, Jonavan [FB]
01:17			ASSIST by Hale, Malachi
01:00			MISSED LAYUP by Knox, Amarr
01:00			BLOCK by Metz, Carter
01:00			REBOUND (DEF) by Metz, Carter
00:58			FOUL by Knox, Amarr (P2T7)
00:58	37-30	H 7	GOOD! FT SHOT by Metz, Carter
00:58			MISSED FT SHOT by Metz, Carter
00:58			REBOUND (DEF) by Alston, Christian
00:39			MISSED 3 PTR by Alston, Christian
00:39			REBOUND (DEF) by (TEAM)
00:37			TURNOVR by Gillespie, Jonavan
00:29			FOUL by Tincher, McKinley (P2T8)
00:29	37-31	H 6	GOOD! FT SHOT by Knox, Amarr
00:29	37-32	H 5	GOOD! FT SHOT by Knox, Amarr
00:03			MISSED JUMPER by Stump, Brady
00:03			REBOUND (DEF) by Johnson, Noah

2nd period-only	In Paint	Off T/O	2nd Chance	Fast Break	Bench
Bartlett	14	8	2	4	4
Dobyns Bennett	6	2	0	8	0

Bartlett vs Dobyns Bennett
3/18/22 1:15 PM at Murphy Center (Murfreesboro, TN)
3rd PERIOD Play-by-Play (Page 1)

Time	Score	Margin	HOME/VISITOR
07:48	37-34	H 3	GOOD! LAYUP by Knox, Amarr [PNT]
07:34			TURNOVR by Metz, Carter
07:16			MISSED 3 PTR by Ambrose, Charvez
07:16			REBOUND (DEF) by Hale, Malachi
07:04			MISSED 3 PTR by Stump, Brady
07:04			REBOUND (DEF) by Jacobs, JR
06:54			MISSED 3 PTR by Moore, Regale
06:54			REBOUND (OFF) by Jacobs, JR
06:44			MISSED 3 PTR by Moore, Regale
06:44			REBOUND (DEF) by Gillespie, Jonavan
06:35			MISSED JUMPER by Gillespie, Jonavan
06:35			REBOUND (DEF) by Jacobs, JR
06:28			MISSED 3 PTR by Knox, Amarr
06:28			REBOUND (DEF) by Browder, Jack
06:03			TURNOVR by Hale, Malachi
06:03			STEAL by Stokes, Matthew
05:52			MISSED 3 PTR by Jacobs, JR
05:52			REBOUND (DEF) by (TEAM)
05:37			FOUL by Jacobs, JR (P1T1)
05:36			MISSED JUMPER by Browder, Jack
05:36			REBOUND (DEF) by Jacobs, JR
05:16			MISSED LAYUP by Williams, Rashad
05:16			REBOUND (DEF) by Browder, Jack
04:57	40-34	H 6	GOOD! 3 PTR by Tincher, McKinley
04:57			ASSIST by Gillespie, Jonavan
04:42	40-36	H 4	GOOD! JUMPER by Jacobs, JR [PNT]
04:41			TIMEOUT 30sec
04:25	43-36	H 7	GOOD! 3 PTR by Browder, Jack
04:25			ASSIST by Stump, Brady
04:15			MISSED 3 PTR by Ambrose, Charvez
04:15			REBOUND (DEF) by (TEAM)
04:06			FOUL by Williams, Rashad (P1T2)
04:00	46-36	H 10	GOOD! 3 PTR by Gillespie, Jonavan
04:00			ASSIST by Browder, Jack
03:43			FOUL by Moore, Regale (P3T3)
03:43			TURNOVR by Moore, Regale
03:25			MISSED JUMPER by Hale, Malachi
03:25			REBOUND (OFF) by Hale, Malachi
03:18			TURNOVR by Hale, Malachi
03:18			STEAL by Alston, Christian
03:18			FOUL by Gillespie, Jonavan (P1T1)
02:47	46-38	H 8	GOOD! LAYUP by Moore, Regale [PNT]
02:30	49-38	H 11	GOOD! 3 PTR by Hale, Malachi
02:30			ASSIST by Gillespie, Jonavan
02:16			MISSED 3 PTR by Moore, Regale
02:16			REBOUND (DEF) by Browder, Jack
02:06			FOUL by Crockett, Devin (P1T4)
01:47			TURNOVR by Browder, Jack
01:38	49-40	H 9	GOOD! LAYUP by Knox, Amarr [PNT]
01:28			MISSED 3 PTR by Hale, Malachi
01:28			REBOUND (DEF) by Knox, Amarr
01:20	49-42	H 7	GOOD! LAYUP by Knox, Amarr [FB/PNT]
00:59			MISSED JUMPER by Browder, Jack
00:59			REBOUND (DEF) by Alston, Christian
00:34	49-44	H 5	GOOD! LAYUP by Knox, Amarr [PNT]
00:34			FOUL by Browder, Jack (P4T2)
00:34	49-45	H 4	GOOD! FT SHOT by Knox, Amarr
00:02			TURNOVR by Gillespie, Jonavan
00:01			STEAL by Jacobs, JR

Time	Score	Margin	HOME/VISITOR

3rd period-only	In Paint	Off T/O	2nd Chance	Fast Break	Bench
Bartlett	12	4	0	2	0
Dobyns Bennett	0	0	0	0	3

Bartlett vs Dobyns Bennett
3/18/22 1:15 PM at Murphy Center (Murfreesboro, TN)
4th PERIOD Play-by-Play (Page 1)

Time	Score	Margin	HOME/VISITOR
07:56			TURNOVR by Browder, Jack
07:40			MISSED 3 PTR by Alston, Christian
07:40			REBOUND (DEF) by Hale, Malachi
07:30			FOUL by Knox, Amarr (P3T5)
07:24			MISSED 3 PTR by Stump, Brady
07:24			REBOUND (DEF) by Shackelford, Jackson
07:15			MISSED LAYUP by Jacobs, JR
07:15			REBOUND (OFF) by Alston, Christian
06:51	49-47	H 2	GOOD! JUMPER by Alston, Christian [PNT]
06:15	51-47	H 4	GOOD! LAYUP by Stump, Brady [PNT]
05:43	51-50	H 1	GOOD! 3 PTR by Knox, Amarr
05:17	53-50	H 3	GOOD! LAYUP by Stump, Brady [PNT]
04:43	53-53	T 2	GOOD! 3 PTR by Jacobs, JR
04:43			ASSIST by Knox, Amarr
04:38			TIMEOUT TEAM
04:24			MISSED JUMPER by Metz, Carter
04:24			REBOUND (OFF) by Browder, Jack
04:23			FOUL by Jacobs, JR (P2T6)
03:42			MISSED LAYUP by Browder, Jack
03:42			REBOUND (OFF) by Gillespie, Jonavan
03:40	55-53	H 2	GOOD! JUMPER by Gillespie, Jonavan
03:40			FOUL by Shackelford, Jackson (P2T7)
03:40			TURNOVR by Shackelford, Jackson
03:40	56-53	H 3	GOOD! FT SHOT by Browder, Jack
03:40	57-53	H 4	GOOD! FT SHOT by Browder, Jack
03:25	57-56	H 1	GOOD! 3 PTR by Knox, Amarr
02:44			MISSED LAYUP by Browder, Jack
02:44			REBOUND (DEF) by Ambrose, Charvez
02:20			FOUL by Knox, Amarr (P4T8)
02:20			TURNOVR by Knox, Amarr
02:20			TIMEOUT TEAM
02:09			TURNOVR by Stump, Brady
01:41	57-58	V 1	GOOD! LAYUP by Jacobs, JR [PNT]
01:35			TURNOVR by Stump, Brady
01:13			FOUL by Metz, Carter (P1T3)
01:12			FOUL by Stump, Brady (P2T4)
01:07			TURNOVR by Jacobs, JR
00:44	59-58	H 1	GOOD! JUMPER by Browder, Jack [PNT]
00:34			TIMEOUT TEAM
00:24			MISSED LAYUP by Knox, Amarr
00:24			REBOUND (DEF) by Browder, Jack
00:22			TURNOVR by Browder, Jack
00:21			TURNOVR by Ambrose, Charvez
00:21			TIMEOUT TEAM
00:17			FOUL by Alston, Christian (P1T9)
00:12	60-58	H 2	GOOD! FT SHOT by Gillespie, Jonavan
00:12	61-58	H 3	GOOD! FT SHOT by Gillespie, Jonavan
00:12			TIMEOUT TEAM
00:10			FOUL by Metz, Carter (P2T5)
00:08			FOUL by Gillespie, Jonavan (P2T6)
00:08			TIMEOUT 30sec
00:06	61-61	T 3	GOOD! 3 PTR by Jacobs, JR
00:06			ASSIST by Moore, Regale

Time	Score	Margin	HOME/VISITOR

4th period-only	In Paint	Off T/O	2nd Chance	Fast Break	Bench
Bartlett	4	2	2	0	2
Dobyns Bennett	6	6	2	0	0

Bartlett vs Dobyns Bennett
3/18/22 1:15 PM at Murphy Center (Murfreesboro, TN)
OT PERIOD Play-by-Play (Page 1)

Time	Score	Margin	HOME/VISITOR
03:43	61-63	V 2	GOOD! JUMPER by Jacobs, JR [PNT]
03:08			MISSED JUMPER by Metz, Carter
03:08			REBOUND (DEF) by Jacobs, JR
01:50	61-65	V 4	GOOD! LAYUP by Jacobs, JR [PNT]
01:34	64-65	V 1	GOOD! 3 PTR by Stump, Brady
01:34			ASSIST by Browder, Jack
01:14			FOUL by Jacobs, JR (P3T10)
01:14			TURNOVR by Jacobs, JR
01:01			MISSED 3 PTR by Stump, Brady
01:01			REBOUND (OFF) by Metz, Carter
00:58	66-65	H 1	GOOD! LAYUP by Metz, Carter [PNT]
00:56			TIMEOUT TEAM
00:46	66-67	V 1	GOOD! LAYUP by Knox, Amarr [PNT]
00:46			ASSIST by Jacobs, JR
00:31	68-67	H 1	GOOD! LAYUP by Gillespie, Jonavan [PNT]
00:15	68-69	V 1	GOOD! LAYUP by Knox, Amarr [PNT]
00:14			TIMEOUT TEAM
00:02	70-69	H 1	GOOD! JUMPER by Hale, Malachi [PNT]

Time	Score	Margin	HOME/VISITOR

OT period-only	In Paint	Off T/O	2nd Chance	Fast Break	Bench
Bartlett	8	0	0	0	0
Dobyns Bennett	6	2	2	0	0

Official Basketball Box Score -- Thru 1st Period
Bartlett vs Dobyns Bennett
3/18/22 1:15 PM at Murphy Center (Murfreesboro, TN)

of Tennessee

Bartlett 14 • 34-7

##	Player		Total FG-FGA	3-Ptr FG-FGA	FT-FTA	Rebounds Off	Def	Tot	PF	TP	A	TO	Blk	Stl	Min
00	Jacobs, JR	*	2-3	0-1	0-0	0	0	0	0	4	0	2	0	0	6
01	Knox, Amarr	*	2-3	0-1	2-2	0	0	0	1	6	0	0	0	0	5
02	Neville, KJ		0-0	0-0	0-0	0	0	0	0	0	0	1	0	0	1
03	Crockett, Devin		0-0	0-0	0-0	0	0	0	0	0	0	0	0	0	2
04	Moore, Regale	*	0-2	0-1	0-0	0	0	0	1	0	0	1	0	0	6
05	Alston, Christian		0-0	0-0	0-0	0	0	0	0	0	0	0	0	0	1
10	Ambrose, Charvez	*	0-2	0-1	0-0	0	0	0	0	0	0	0	0	0	3
12	Shackelford, Jackson		0-1	0-1	2-2	1	0	1	1	2	0	1	0	0	4
20	Williams, Rashad		0-0	0-0	0-0	0	0	0	0	0	0	0	0	0	2
21	Stokes, Matthew	*	0-1	0-0	2-2	1	3	4	1	2	0	0	1	0	5
	Team					2	0	2							
	Totals		4-12	0-5	6-6	4	3	7	4	14	0	5	1	0	-

1st - FG %:	4-12	33.3%	Game:	4-12	33.3%
3FG %:	0-5	0.0%		0-5	0.0%
FT %:	6-6	100.0%		6-6	100.0%

Deadball Rebounds
0

Dobyns Bennett 22 • 32-6

##	Player		Total FG-FGA	3-Ptr FG-FGA	FT-FTA	Rebounds Off	Def	Tot	PF	TP	A	TO	Blk	Stl	Min
00	Gillespie, Jonavan	*	4-4	2-2	2-2	0	3	3	0	12	0	2	0	0	7
01	Stump, Brady	*	0-1	0-0	0-0	0	0	0	0	0	1	0	0	0	5
02	Metz, Carter	*	3-5	0-0	0-0	0	0	0	0	6	0	0	0	0	6
10	Tincher, McKinley		0-0	0-0	0-0	0	0	0	1	0	1	0	0	1	4
14	Browder, Jack	*	2-3	0-0	0-0	2	0	2	1	4	0	0	1	1	7
21	Allen, Gregory		0-0	0-0	0-0	0	0	0	1	0	0	0	0	0	2
23	Hale, Malachi	*	0-1	0-0	0-0	0	1	1	1	0	0	0	1	1	5
	Team					0	0	0							
	Totals		9-14	2-2	2-2	2	4	6	4	22	2	2	2	3	-

1st - FG %:	9-14	64.3%	Game:	9-14	64.3%
3FG %:	2-2	100.0%		2-2	100.0%
FT %:	2-2	100.0%		2-2	100.0%

Deadball Rebounds
0

Officials: Terrence McClain, Corey Herald, Shelico Franklin
Technical fouls: Bartlett-None. Dobyns Bennett-None.
Attendance:

Score by periods	1st	2nd	3rd	4th	OT	Total
Bartlett	14	0	0	0	0	14
Dobyns Bennett	22	0	0	0	0	22

Points	In Paint	Off T/O	2nd Chance	Fast Break	Bench
BARTLETT	6	2	6	0	2
DB	12	9	4	0	0

Last FG - BARTLETT 1st-00:07, DB 1st-00:20.
Largest lead - BARTLETT by 4 1st-05:33, DB by 10 1st-00:20.
BARTLETT led for 03:36. DB led for 32:07. Game was tied for -7:-43.

Score tied - 1 time.
Lead changed - 5 times.

Official Basketball Box Score -- Thru 2nd Period
Bartlett vs Dobyns Bennett
3/18/22 1:15 PM at Murphy Center (Murfreesboro, TN)

of Tennessee

Bartlett 32 • 34-7

##	Player		Total FG-FGA	3-Ptr FG-FGA	FT-FTA	Rebounds Off	Def	Tot	PF	TP	A	TO	Blk	Stl	Min
00	Jacobs, JR	*	2-5	0-1	0-0	1	0	1	0	4	2	3	0	1	10
01	Knox, Amarr	*	4-8	0-2	6-6	0	1	1	2	14	0	1	0	0	13
02	Neville, KJ		0-0	0-0	0-0	0	0	0	0	0	0	1	0	0	1
03	Crockett, Devin		0-0	0-0	0-0	0	0	0	0	0	1	0	0	0	7
04	Moore, Regale	*	0-2	0-1	0-0	0	0	0	2	0	0	1	0	0	8
05	Alston, Christian		1-3	0-1	0-0	0	2	2	0	2	0	0	1	0	7
10	Ambrose, Charvez	*	2-5	0-1	0-0	0	0	0	0	4	0	0	0	1	8
12	Shackelford, Jackson		0-1	0-1	2-2	1	0	1	1	2	0	1	0	0	9
20	Williams, Rashad		1-1	0-0	0-2	1	0	1	0	2	0	0	0	0	4
21	Stokes, Matthew	*	1-2	0-0	2-3	2	4	6	2	4	0	0	1	0	7
23	Johnson, Noah		0-0	0-0	0-0	0	1	1	0	0	0	0	0	0	0+
	Team					2	1	3							
	Totals		11-27	0-7	10-13	7	9	16	7	32	3	7	2	2	-

1st - FG %:	4-12	33.3%	2nd:	7-15	46.7%	Game:	11-27	40.7%
3FG %:	0-5	0.0%		0-2	0.0%		0-7	0.0%
FT %:	6-6	100.0%		4-7	57.1%		10-13	76.9%

Deadball Rebounds
1

Dobyns Bennett 37 • 32-6

##	Player		Total FG-FGA	3-Ptr FG-FGA	FT-FTA	Rebounds Off	Def	Tot	PF	TP	A	TO	Blk	Stl	Min
00	Gillespie, Jonavan	*	6-6	4-4	2-2	0	3	3	0	18	0	3	0	0	15
01	Stump, Brady	*	2-5	0-0	0-0	0	2	2	1	4	2	2	0	0	12
02	Metz, Carter	*	4-6	0-0	1-2	0	2	2	0	9	0	1	1	0	14
10	Tincher, McKinley		0-0	0-0	0-0	0	1	1	2	0	1	0	0	1	8
14	Browder, Jack	*	3-5	0-0	0-0	2	1	3	3	6	1	0	1	1	9
21	Allen, Gregory		0-1	0-0	0-0	0	0	0	1	0	0	1	0	0	6
23	Hale, Malachi	*	0-2	0-1	0-0	0	1	1	1	0	1	1	4	1	13
	Team					0	1	1							
	Totals		15-25	4-5	3-4	2	11	13	8	37	5	8	6	3	-

1st - FG %:	9-14	64.3%	2nd:	6-11	54.5%	Game:	15-25	60.0%
3FG %:	2-2	100.0%		2-3	66.7%		4-5	80.0%
FT %:	2-2	100.0%		1-2	50.0%		3-4	75.0%

Deadball Rebounds
0

Officials: Terrence McClain, Corey Herald, Shelico Franklin
Technical fouls: Bartlett-None. Dobyns Bennett-None.
Attendance:

Score by periods	1st	2nd	3rd	4th	OT	Total
Bartlett	14	18	0	0	0	32
Dobyns Bennett	22	15	0	0	0	37

Points	In Paint	Off T/O	2nd Chance	Fast Break	Bench
BARTLETT	20	10	8	4	6
DB	18	11	4	8	0

Last FG - BARTLETT 2nd-01:30, DB 2nd-01:17.
Largest lead - BARTLETT by 4 1st-05:33, DB by 15 2nd-06:58.
BARTLETT led for 03:36. DB led for 32:07. Game was tied for -7:-43.

Score tied - 1 time.
Lead changed - 5 times.

Official Basketball Box Score -- Thru 3rd Period
Bartlett vs Dobyns Bennett
3/18/22 1:15 PM at Murphy Center (Murfreesboro, TN)

of Tennessee

Bartlett 45 • 34-7

##	Player		Total FG-FGA	3-Ptr FG-FGA	FT-FTA	Rebounds Off	Def	Tot	PF	TP	A	TO	Blk	Stl	Min
00	Jacobs, JR	*	3-7	0-2	0-0	2	3	5	1	6	2	3	0	2	16
01	Knox, Amarr	*	8-13	0-3	7-7	0	2	2	2	23	0	1	0	0	19
02	Neville, KJ		0-0	0-0	0-0	0	0	0	0	0	0	1	0	0	2
03	Crockett, Devin		0-0	0-0	0-0	0	0	0	1	0	1	0	0	0	11
04	Moore, Regale	*	1-6	0-4	0-0	0	0	0	3	2	0	2	0	0	14
05	Alston, Christian		1-3	0-1	0-0	0	3	3	0	2	0	0	1	1	11
10	Ambrose, Charvez	*	2-7	0-3	0-0	0	0	0	0	4	0	0	0	1	12
12	Shackelford, Jackson		0-1	0-1	2-2	1	0	1	1	2	0	1	0	0	13
20	Williams, Rashad		1-2	0-0	0-2	1	0	1	1	2	0	0	0	0	6
21	Stokes, Matthew	*	1-2	0-0	2-3	2	4	6	2	4	0	0	1	1	11
23	Johnson, Noah		0-0	0-0	0-0	0	1	1	0	0	0	0	0	0	0+
	Team					2	1	3							
	Totals		17-41	0-14	11-14	8	14	22	11	45	3	8	2	5	-

	1st		2nd		3rd		Game		Deadball Rebounds
1st - FG %:	4-12	33.3%	7-15	46.7%	6-14	42.9%	17-41	41.5%	1
3FG %:	0-5	0.0%	0-2	0.0%	0-7	0.0%	0-14	0.0%	
FT %:	6-6	100.0%	4-7	57.1%	1-1	100.0%	11-14	78.6%	

Dobyns Bennett 49 • 32-6

##	Player		Total FG-FGA	3-Ptr FG-FGA	FT-FTA	Rebounds Off	Def	Tot	PF	TP	A	TO	Blk	Stl	Min
00	Gillespie, Jonavan	*	7-8	5-5	2-2	0	4	4	1	21	2	4	0	0	23
01	Stump, Brady	*	2-6	0-1	0-0	0	2	2	1	4	3	2	0	0	19
02	Metz, Carter	*	4-6	0-0	1-2	0	2	2	0	9	0	2	1	0	18
10	Tincher, McKinley		1-1	1-1	0-0	0	1	1	2	3	1	0	0	1	14
14	Browder, Jack	*	4-8	1-1	0-0	2	4	6	4	9	2	1	1	1	16
21	Allen, Gregory		0-1	0-0	0-0	0	0	0	1	0	0	1	0	0	6
23	Hale, Malachi	*	1-5	1-3	0-0	1	2	3	1	3	1	3	4	1	21
	Team					0	3	3							
	Totals		19-35	8-11	3-4	3	18	21	10	49	9	13	6	3	-

	1st		2nd		3rd		Game		Deadball Rebounds
1st - FG %:	9-14	64.3%	6-11	54.5%	4-10	40.0%	19-35	54.3%	0
3FG %:	2-2	100.0%	2-3	66.7%	4-6	66.7%	8-11	72.7%	
FT %:	2-2	100.0%	1-2	50.0%	0-0	0.0%	3-4	75.0%	

Officials: Terrence McClain, Corey Herald, Shelico Franklin
Technical fouls: Bartlett-None. Dobyns Bennett-None.
Attendance:

Score by periods	1st	2nd	3rd	4th	OT	Total
Bartlett	14	18	13	0	0	45
Dobyns Bennett	22	15	12	0	0	49

Points	In Paint	Off T/O	2nd Chance	Fast Break	Bench
BARTLETT	32	14	8	6	6
DB	18	11	4	8	3

Last FG - BARTLETT 3rd-00:34, DB 3rd-02:30.
Largest lead - BARTLETT by 4 1st-05:33, DB by 15 2nd-06:58.
BARTLETT led for 03:36. DB led for 32:06. Game was tied for -7:-43.

Score tied - 1 time.
Lead changed - 5 times.

Official Basketball Box Score -- Thru 4th Period
Bartlett vs Dobyns Bennett
3/18/22 1:15 PM at Murphy Center (Murfreesboro, TN)

Bartlett 61

##	Player		Total FG-FGA	3-Ptr FG-FGA	FT-FTA	Rebounds Off	Def	Tot	PF	TP	A	TO	Blk	Stl	Min
00	Jacobs, JR	*	6-11	2-4	0-0	2	3	5	2	14	2	4	0	2	24
01	Knox, Amarr	*	10-16	2-5	7-7	0	2	2	4	29	1	2	0	0	26
02	Neville, KJ		0-0	0-0	0-0	0	0	0	0	0	0	1	0	0	2
03	Crockett, Devin		0-0	0-0	0-0	0	0	0	1	0	1	0	0	0	12
04	Moore, Regale	*	1-6	0-4	0-0	0	0	0	3	2	1	2	0	0	18
05	Alston, Christian		2-5	0-2	0-0	1	3	4	1	4	0	0	1	1	15
10	Ambrose, Charvez	*	2-7	0-3	0-0	0	1	1	0	4	0	1	0	1	18
11	Hampton, Quaylan		0-0	0-0	0-0	0	0	0	0	0	0	0	0	0	1
12	Shackelford, Jackson		0-1	0-1	2-2	1	1	2	2	2	0	2	0	0	21
20	Williams, Rashad		1-2	0-0	0-2	1	0	1	1	2	0	0	0	0	6
21	Stokes, Matthew	*	1-2	0-0	2-3	2	4	6	2	4	0	0	1	1	11
23	Johnson, Noah		0-0	0-0	0-0	0	1	1	0	0	0	0	0	0	0+
	Team					2	1	3							
	Totals		23-50	4-19	11-14	9	16	25	16	61	5	12	2	5	-

	1st		2nd		3rd		4th		Game		Deadball Rebounds
1st - FG %:	4-12	33.3%	7-15	46.7%	6-14	42.9%	6-9	66.7%	23-50	46.0%	
3FG %:	0-5	0.0%	0-2	0.0%	0-7	0.0%	4-5	80.0%	4-19	21.1%	
FT %:	6-6	100.0%	4-7	57.1%	1-1	100.0%	0-0	0.0%	11-14	78.6%	1

Dobyns Bennett 61

##	Player		Total FG-FGA	3-Ptr FG-FGA	FT-FTA	Rebounds Off	Def	Tot	PF	TP	A	TO	Blk	Stl	Min
00	Gillespie, Jonavan	*	8-9	5-5	4-4	1	4	5	2	25	2	4	0	0	31
01	Stump, Brady	*	4-9	0-2	0-0	0	2	2	2	8	3	4	0	0	26
02	Metz, Carter	*	4-7	0-0	1-2	0	2	2	2	9	0	2	1	0	26
10	Tincher, McKinley		1-1	1-1	0-0	0	1	1	2	3	1	0	0	1	14
14	Browder, Jack	*	5-11	1-1	2-2	3	5	8	4	13	2	3	1	1	24
21	Allen, Gregory		0-1	0-0	0-0	0	0	0	1	0	0	1	0	0	6
23	Hale, Malachi	*	1-5	1-3	0-0	1	3	4	1	3	1	3	4	1	29
	Team					0	3	3							
	Totals		23-43	8-12	7-8	5	20	25	14	61	9	17	6	3	-

	1st		2nd		3rd		4th		Game		Deadball Rebounds
1st - FG %:	9-14	64.3%	6-11	54.5%	4-10	40.0%	4-8	50.0%	23-43	53.5%	
3FG %:	2-2	100.0%	2-3	66.7%	4-6	66.7%	0-1	0.0%	8-12	66.7%	
FT %:	2-2	100.0%	1-2	50.0%	0-0	0.0%	4-4	100.0%	7-8	87.5%	0

Officials: Terrence McClain, Corey Herald, Shelico Franklin
Technical fouls: Bartlett-None. Dobyns Bennett-None.
Attendance:

Score by periods	1st	2nd	3rd	4th	OT	Total
Bartlett	14	18	13	16	0	61
Dobyns Bennett	22	15	12	12	0	61

Points	In Paint	Off T/O	2nd Chance	Fast Break	Bench
BARTLETT	36	16	10	6	8
DB	24	17	6	8	3

Last FG - BARTLETT 4th-00:06, DB 4th-00:44.
Largest lead - BARTLETT by 4 1st-05:33, DB by 15 2nd-06:58.
BARTLETT led for 04:33. DB led for 25:58. Game was tied for -2:-34.

Score tied - 3 times.
Lead changed - 7 times.

Official Basketball Box Score -- Game Totals -- Final Statistics

Bearden vs Dobyns Bennett

3/19/22 4:00 PM at Murphy Center (Murfreesboro, TN)

Bearden 60 • 31-7

##	Player		Total FG-FGA	3-Ptr FG-FGA	FT-FTA	Rebounds Off	Def	Tot	PF	TP	A	TO	Blk	Stl	Min
00	Bredwood, Elijah	*	3-14	1-4	6-8	2	1	3	5	13	4	3	0	3	28
01	Karnowski, Nelson		1-4	0-3	0-0	1	2	3	4	2	0	0	0	0	29
02	Shomaker, Wyatt		2-9	1-7	4-4	2	1	3	4	9	0	2	0	1	23
04	Bailey, Darian	*	2-7	0-2	0-3	0	5	5	5	4	2	2	1	0	19
05	Moseley, Hayden	*	10-14	2-4	3-3	4	7	11	5	25	3	3	1	5	34
10	Poole, Jake	*	0-4	0-1	0-0	1	3	4	1	0	0	0	0	0	14
23	Brillhart, Drew		0-0	0-0	0-0	0	0	0	1	0	0	0	0	0	1
35	Kyle, Walker	*	3-10	1-5	0-0	3	4	7	2	7	0	3	2	0	32
	Team					0	2	2							
	Totals		21-62	5-26	13-18	13	25	38	27	60	9	13	4	9	180

	1st		2nd		3rd		4th		Game		Deadball Rebounds
FG %:	4-11	36.4%	5-11	45.5%	1-14	7.1%	10-17	58.8%	21-62	33.9%	2
3FG %:	1-6	16.7%	1-5	20.0%	0-4	0.0%	3-5	60.0%	5-26	19.2%	
FT %:	0-0	0.0%	0-0	0.0%	2-4	50.0%	5-8	62.5%	13-18	72.2%	

Dobyns Bennett 69 • 33-6

##	Player		Total FG-FGA	3-Ptr FG-FGA	FT-FTA	Rebounds Off	Def	Tot	PF	TP	A	TO	Blk	Stl	Min
00	Gillespie, Jonavan	*	1-10	1-5	3-4	0	7	7	2	6	2	1	0	0	34
01	Stump, Brady	*	2-7	1-2	2-3	0	2	2	4	7	4	5	0	2	30
02	Metz, Carter	*	2-5	0-0	3-4	3	1	4	1	7	1	1	0	0	21
10	Tincher, McKinley		1-3	1-3	0-0	0	2	2	1	3	2	1	0	1	22
14	Browder, Jack	*	9-15	2-3	10-11	2	11	13	4	30	1	4	2	1	35
21	Allen, Gregory		0-0	0-0	0-0	0	0	0	0	0	0	0	0	0	2
23	Hale, Malachi	*	4-6	1-3	7-12	1	6	7	1	16	1	2	3	0	36
	Team					2	2	4				1			
	Totals		19-46	6-16	25-34	8	31	39	13	69	11	15	5	4	180

	1st		2nd		3rd		4th		Game		Deadball Rebounds
FG %:	5-12	41.7%	5-11	45.5%	2-12	16.7%	3-6	50.0%	19-46	41.3%	3
3FG %:	2-5	40.0%	3-5	60.0%	0-3	0.0%	0-1	0.0%	6-16	37.5%	
FT %:	3-4	75.0%	1-3	33.3%	6-6	100.0%	7-11	63.6%	25-34	73.5%	

Officials: Keith Ward, Terrence McClain, Shelico Franklin
Technical fouls: Bearden-None. Dobyns Bennett-None.
Attendance:
2022 Class 4A All-Tournament Team: Jarred Hall & Jaylen Abston- Lebanon;
Amarr Knox- Bartlett; Darian Bailey, Hayden Moseley, Elijah Bredwood- Bearden;
Jonovan Gillespie, Brady Stump, Malachi Hale- Dobyns Bennett;
*MVP- Jack Browder- Dobyns Bennett

Score by periods	1st	2nd	3rd	4th	OT	Total
Bearden	9	11	4	28	8	60
Dobyns Bennett	15	14	10	13	17	69

Points	In Paint	Off T/O	2nd Chance	Fast Break	Bench
BEARDE	32	13	6	17	11
DB	20	16	13	5	3

Last FG - BEARDEN OT-00:32, DB OT-01:10.
Largest lead - BEARDEN None, DB by 15 3rd-00:04.
BEARDEN led for 00:00. DB led for 32:16. Game was tied for 03:38.

Score tied - 4 times.
Lead changed - 0 times.

Bearden vs Dobyns Bennett
3/19/22 4:00 PM at Murphy Center (Murfreesboro, TN)
1st PERIOD Play-by-Play (Page 1)

Time	Score	Margin	HOME/VISITOR
	Jump ball won by Dobyns Bennett		
07:47	2-0	H 2	GOOD! JUMPER by Browder, Jack
07:27	2-2	T 1	GOOD! LAYUP by Moseley, Hayden [PNT]
06:53			MISSED LAYUP by Gillespie, Jonavan
06:53			REBOUND (DEF) by Moseley, Hayden
06:35			MISSED LAYUP by Kyle, Walker
06:35			BLOCK by Hale, Malachi
06:33			REBOUND (DEF) by Gillespie, Jonavan
06:31			FOUL by Kyle, Walker (P1T1)
06:31			SUB IN : Tincher, McKinley
06:31			SUB OUT: Metz, Carter
06:08	5-2	H 3	GOOD! 3 PTR by Stump, Brady
05:55			MISSED 3 PTR by Bredwood, Elijah
05:55			REBOUND (DEF) by Stump, Brady
05:47	8-2	H 6	GOOD! 3 PTR by Gillespie, Jonavan [FB]
05:47			ASSIST by Stump, Brady
05:29			MISSED 3 PTR by Moseley, Hayden
05:29			REBOUND (DEF) by Hale, Malachi
05:14			MISSED 3 PTR by Hale, Malachi
05:14			REBOUND (DEF) by Poole, Jake
05:03			TURNOVR by Bredwood, Elijah
05:01			STEAL by Stump, Brady
05:01			FOUL by Bredwood, Elijah (P1T2)
05:01			SUB IN : Metz, Carter
05:01			SUB OUT: Stump, Brady
04:44	10-2	H 8	GOOD! JUMPER by Browder, Jack
04:20			MISSED JUMPER by Bailey, Darian
04:20			BLOCK by Hale, Malachi
04:17			REBOUND (DEF) by Tincher, McKinley
04:01			MISSED JUMPER by Browder, Jack
04:01			REBOUND (DEF) by Poole, Jake
03:31			MISSED 3 PTR by Bredwood, Elijah
03:31			REBOUND (DEF) by Gillespie, Jonavan
03:22			FOUL by Bredwood, Elijah (P2T3)
03:22	11-2	H 9	GOOD! FT SHOT by Gillespie, Jonavan
03:22			MISSED FT SHOT by Gillespie, Jonavan
03:22			REBOUND (DEF) by Moseley, Hayden
03:22			SUB IN : Karnowski, Nelson
03:22			SUB OUT: Bredwood, Elijah
03:14	11-5	H 6	GOOD! 3 PTR by Kyle, Walker
03:14			ASSIST by Bailey, Darian
02:52			MISSED 3 PTR by Tincher, McKinley
02:52			REBOUND (OFF) by Metz, Carter
02:47	13-5	H 8	GOOD! LAYUP by Metz, Carter [PNT]
02:31	13-7	H 6	GOOD! LAYUP by Bailey, Darian [PNT]
02:07			TURNOVR by Hale, Malachi
02:07			STEAL by Moseley, Hayden
02:05	13-9	H 4	GOOD! DUNK by Moseley, Hayden [FB/PNT]
01:35			MISSED JUMPER by Metz, Carter
01:35			REBOUND (OFF) by Hale, Malachi
01:31			FOUL by Karnowski, Nelson (P1T4)
01:31	14-9	H 5	GOOD! FT SHOT by Hale, Malachi
01:31	15-9	H 6	GOOD! FT SHOT by Hale, Malachi
01:31			TIMEOUT media
01:31			SUB IN : Stump, Brady
01:31			SUB OUT: Tincher, McKinley
01:30			SUB IN : Shomaker, Wyatt
01:30			SUB OUT: Poole, Jake
01:30			SUB IN : Allen, Gregory
01:30			SUB OUT: Hale, Malachi
01:20			FOUL by Stump, Brady (P1T1)
01:20			SUB IN : Hale, Malachi
01:20			SUB OUT: Browder, Jack
01:09			TURNOVR by Bailey, Darian
01:09			STEAL by Stump, Brady
00:52			MISSED 3 PTR by Stump, Brady
00:52			REBOUND (DEF) by Kyle, Walker
00:38			MISSED 3 PTR by Shomaker, Wyatt
00:38			REBOUND (OFF) by Karnowski, Nelson
00:31			MISSED 3 PTR by Karnowski, Nelson
00:31			REBOUND (DEF) by Stump, Brady
00:03			MISSED JUMPER by Metz, Carter
00:03			REBOUND (DEF) by Bailey, Darian

1st period-only	In Paint	Off T/O	2nd Chance	Fast Break	Bench
Bearden	6	2	0	2	0
Dobyns Bennett	2	2	4	3	0

Bearden vs Dobyns Bennett
3/19/22 4:00 PM at Murphy Center (Murfreesboro, TN)
2nd PERIOD Play-by-Play (Page 1)

Time	Score	Margin	HOME/VISITOR
08:00			SUB IN : Karnowski, Nelson
08:00			SUB IN : Shomaker, Wyatt
08:00			SUB OUT: Bredwood, Elijah
08:00			SUB OUT: Poole, Jake
Possession goes to Bearden to start the 2nd Quarter			
07:48			MISSED 3 PTR by Bailey, Darian
07:48			REBOUND (DEF) by Gillespie, Jonavan
07:37			MISSED JUMPER by Browder, Jack
07:37			REBOUND (DEF) by Moseley, Hayden
07:19			MISSED 3 PTR by Shomaker, Wyatt
07:19			REBOUND (OFF) by Moseley, Hayden
07:14			TURNOVR by Moseley, Hayden
06:54			MISSED LAYUP by Stump, Brady
06:54			BLOCK by Bailey, Darian
06:53			REBOUND (OFF) by (TEAM)
06:45	18-9	H 9	GOOD! 3 PTR by Browder, Jack
06:45			ASSIST by Gillespie, Jonavan
06:24			TURNOVR by Moseley, Hayden
06:24			SUB IN : Tincher, McKinley
06:24			SUB OUT: Metz, Carter
06:05			FOUL by Bailey, Darian (P1T5)
06:05			MISSED FT SHOT by Browder, Jack
06:05			REBOUND (OFF) by (DEADBALL)
06:05	19-9	H 10	GOOD! FT SHOT by Browder, Jack
05:36			MISSED LAYUP by Bailey, Darian
05:36			REBOUND (DEF) by Hale, Malachi
05:27			FOUL by Bailey, Darian (P2T6)
05:27			SUB IN : Bredwood, Elijah
05:27			SUB OUT: Karnowski, Nelson
05:23			TURNOVR by Browder, Jack
05:23			STEAL by Moseley, Hayden
05:20	19-11	H 8	GOOD! DUNK by Moseley, Hayden [FB/PNT]
05:18			ASSIST by Metz, Carter
05:04	22-11	H 11	GOOD! 3 PTR by Tincher, McKinley
05:04			ASSIST by Hale, Malachi
04:47	22-14	H 8	GOOD! 3 PTR by Shomaker, Wyatt
04:47			ASSIST by Moseley, Hayden
04:33			MISSED 3 PTR by Gillespie, Jonavan
04:33			REBOUND (DEF) by Shomaker, Wyatt
04:20	22-16	H 6	GOOD! DUNK by Moseley, Hayden [FB/PNT]
04:20			ASSIST by Bredwood, Elijah
04:03			MISSED JUMPER by Gillespie, Jonavan
04:03			REBOUND (DEF) by Bailey, Darian
03:43			MISSED JUMPER by Bredwood, Elijah
03:43			REBOUND (DEF) by Browder, Jack
03:39			TIMEOUT 30sec
03:39			TIMEOUT MEDIA
03:39			SUB IN : Metz, Carter
03:39			SUB OUT: Gillespie, Jonavan
03:16	25-16	H 9	GOOD! 3 PTR by Hale, Malachi
03:16			ASSIST by Tincher, McKinley
03:13			FOUL by Bailey, Darian (P3T7)
03:13			MISSED FT SHOT by Hale, Malachi
03:13			REBOUND (DEF) by Karnowski, Nelson
03:13			SUB IN : Karnowski, Nelson
03:13			SUB OUT: Bailey, Darian
02:53	25-18	H 7	GOOD! JUMPER by Kyle, Walker [PNT]
02:33			MISSED 3 PTR by Tincher, McKinley
02:33			REBOUND (DEF) by Karnowski, Nelson
02:26			FOUL by Stump, Brady (P2T2)
02:26			SUB IN : Gillespie, Jonavan
02:26			SUB OUT: Stump, Brady
02:09			MISSED 3 PTR by Kyle, Walker
02:09			REBOUND (DEF) by Hale, Malachi
01:39			MISSED JUMPER by Metz, Carter
01:39			REBOUND (DEF) by (TEAM)
01:26			TURNOVR by Shomaker, Wyatt
01:07	27-18	H 9	GOOD! JUMPER by Browder, Jack [PNT]
01:07			ASSIST by Gillespie, Jonavan
00:51	27-20	H 7	GOOD! LAYUP by Bredwood, Elijah [PNT]
00:10	29-20	H 9	GOOD! LAYUP by Browder, Jack [PNT]
00:01			MISSED 3 PTR by Kyle, Walker
00:01			BLOCK by Hale, Malachi
00:01			REBOUND (DEF) by Gillespie, Jonavan

2nd period-only	In Paint	Off T/O	2nd Chance	Fast Break	Bench
Bearden	8	2	0	4	3
Dobyns Bennett	4	6	3	0	3

Bearden vs Dobyns Bennett
3/19/22 4:00 PM at Murphy Center (Murfreesboro, TN)
3rd PERIOD Play-by-Play (Page 1)

Time	Score	Margin	HOME/VISITOR
08:00			SUB IN : Karnowski, Nelson
08:00			SUB IN : Shomaker, Wyatt
08:00			SUB OUT: Bailey, Darian
08:00			SUB OUT: Poole, Jake
Possession goes to Dobyns Bennett			
07:51			MISSED 3 PTR by Gillespie, Jonavan
07:51			REBOUND (OFF) by Metz, Carter
07:46			MISSED 3 PTR by Hale, Malachi
07:46			REBOUND (DEF) by Moseley, Hayden
07:25	29-22	H 7	GOOD! LAYUP by Kyle, Walker [PNT]
07:03			TURNOVR by Hale, Malachi
06:53			MISSED 3 PTR by Shomaker, Wyatt
06:53			REBOUND (OFF) by Shomaker, Wyatt
06:53			MISSED JUMPER by Shomaker, Wyatt
06:53			REBOUND (DEF) by Metz, Carter
06:53			TURNOVR by Metz, Carter
06:53			STEAL by Shomaker, Wyatt
06:51			FOUL by Metz, Carter (P1T1)
06:35			SUB IN : Tincher, McKinley
06:35			SUB OUT: Metz, Carter
06:17			TURNOVR by Shomaker, Wyatt
06:16			STEAL by Tincher, McKinley
06:07			TURNOVR by Stump, Brady
06:07			STEAL by Bredwood, Elijah
06:03			FOUL by Bredwood, Elijah (P3T1)
06:03			TURNOVR by Bredwood, Elijah
05:49			MISSED JUMPER by Browder, Jack
05:49			REBOUND (DEF) by Moseley, Hayden
05:44			TURNOVR by Kyle, Walker
05:25			MISSED LAYUP by Stump, Brady
05:25			BLOCK by Kyle, Walker
05:24			REBOUND (OFF) by Browder, Jack
05:21			FOUL by Shomaker, Wyatt (P1T2)
05:21	30-22	H 8	GOOD! FT SHOT by Hale, Malachi
05:21	31-22	H 9	GOOD! FT SHOT by Hale, Malachi
05:21			SUB IN : Poole, Jake
05:21			SUB OUT: Shomaker, Wyatt
05:01			MISSED LAYUP by Poole, Jake
05:01			REBOUND (OFF) by Poole, Jake
04:59			MISSED TIP-IN by Poole, Jake
04:59			REBOUND (OFF) by Bredwood, Elijah
04:57			FOUL by Hale, Malachi (P1T2)
04:57	31-23	H 8	GOOD! FT SHOT by Bredwood, Elijah
04:57	31-24	H 7	GOOD! FT SHOT by Bredwood, Elijah
04:43			FOUL by Moseley, Hayden (P1T3)
04:30			MISSED LAYUP by Gillespie, Jonavan
04:29			REBOUND (DEF) by Moseley, Hayden
04:22			TURNOVR by Kyle, Walker
04:19			STEAL by Browder, Jack
04:17			FOUL by Kyle, Walker (P2T4)
04:17	32-24	H 8	GOOD! FT SHOT by Hale, Malachi
04:17	33-24	H 9	GOOD! FT SHOT by Hale, Malachi
04:17			SUB IN : Bailey, Darian
04:17			SUB OUT: Moseley, Hayden
04:17			SUB IN : Metz, Carter
04:17			SUB OUT: Gillespie, Jonavan
04:04			MISSED LAYUP by Bredwood, Elijah
04:04			BLOCK by Browder, Jack
04:02			REBOUND (OFF) by Moseley, Hayden
04:00			MISSED JUMPER by Moseley, Hayden
04:00			REBOUND (DEF) by Browder, Jack
03:15			MISSED JUMPER by Stump, Brady
03:15			REBOUND (DEF) by Bailey, Darian
03:09			TURNOVR by Kyle, Walker
03:09			TIMEOUT media
03:09			SUB IN : Moseley, Hayden
03:09			SUB OUT: Karnowski, Nelson
03:09			SUB IN : Gillespie, Jonavan
03:09			SUB OUT: Tincher, McKinley
02:54			FOUL by Bailey, Darian (P4T5)
02:54	34-24	H 10	GOOD! FT SHOT by Browder, Jack
02:54	35-24	H 11	GOOD! FT SHOT by Browder, Jack
02:54			SUB IN : Karnowski, Nelson
02:54			SUB OUT: Bailey, Darian
02:35			MISSED 3 PTR by Karnowski, Nelson
02:35			REBOUND (OFF) by Kyle, Walker
02:23			MISSED JUMPER by Bredwood, Elijah
02:23			REBOUND (DEF) by (TEAM)
01:58			MISSED JUMPER by Stump, Brady
01:58			BLOCK by Moseley, Hayden
01:56			REBOUND (DEF) by Bredwood, Elijah
01:51			MISSED LAYUP by Bredwood, Elijah
01:51			REBOUND (OFF) by Moseley, Hayden
01:41			MISSED 3 PTR by Kyle, Walker
01:41			REBOUND (DEF) by Gillespie, Jonavan
01:34			MISSED LAYUP by Gillespie, Jonavan
01:34			BLOCK by Kyle, Walker
01:31			REBOUND (OFF) by (TEAM)
01:31			SUB IN : Tincher, McKinley
01:31			SUB OUT: Metz, Carter
01:29	37-24	H 13	GOOD! LAYUP by Hale, Malachi [PNT]
01:13			MISSED 3 PTR by Poole, Jake
01:13			REBOUND (DEF) by Gillespie, Jonavan
01:08			TURNOVR by Gillespie, Jonavan
01:07			STEAL by Bredwood, Elijah
01:06			FOUL by Browder, Jack (P1T3)
01:06			MISSED FT SHOT by Bredwood, Elijah
01:06			REBOUND (OFF) by (DEADBALL)
01:06			MISSED FT SHOT by Bredwood, Elijah
01:06			REBOUND (OFF) by Kyle, Walker
01:01			MISSED LAYUP by Kyle, Walker
01:01			REBOUND (DEF) by (TEAM)
00:43			MISSED 3 PTR by Gillespie, Jonavan
00:43			REBOUND (OFF) by Browder, Jack
00:41			FOUL by Moseley, Hayden (P2T6)
00:36			MISSED JUMPER by Gillespie, Jonavan
00:36			REBOUND (DEF) by Poole, Jake
00:28			MISSED LAYUP by Bredwood, Elijah
00:28			REBOUND (DEF) by Browder, Jack
00:04	39-24	H 15	GOOD! LAYUP by Browder, Jack [PNT]
00:04			ASSIST by Tincher, McKinley

3rd period-only	In Paint	Off T/O	2nd Chance	Fast Break	Bench
Bearden	2	0	2	0	0
Dobyns Bennett	4	6	4	0	0

Bearden vs Dobyns Bennett
3/19/22 4:00 PM at Murphy Center (Murfreesboro, TN)
4th PERIOD Play-by-Play (Page 1)

Time	Score	Margin	HOME/VISITOR
08:00			SUB IN : Karnowski, Nelson
08:00			SUB OUT: Poole, Jake
08:00			SUB IN : Tincher, McKinley
08:00			SUB OUT: Browder, Jack
Possession goes to Bearden			
07:47	39-26	H 13	GOOD! LAYUP by Bailey, Darian [PNT]
07:47			FOUL by Gillespie, Jonavan (P1T4)
07:47			MISSED FT SHOT by Bailey, Darian
07:47			REBOUND (DEF) by Hale, Malachi
07:47			SUB IN : Browder, Jack
07:47			SUB OUT: Metz, Carter
07:29			MISSED 3 PTR by Browder, Jack
07:29			REBOUND (DEF) by Moseley, Hayden
07:18			TURNOVR by Moseley, Hayden
07:11			TURNOVR by Stump, Brady
07:01			MISSED LAYUP by Moseley, Hayden
07:01			REBOUND (DEF) by Hale, Malachi
06:46			FOUL by Karnowski, Nelson (P2T7)
06:46			MISSED FT SHOT by Stump, Brady
06:46			REBOUND (DEF) by Kyle, Walker
06:36	39-28	H 11	GOOD! JUMPER by Bredwood, Elijah [PNT]
06:16	41-28	H 13	GOOD! JUMPER by Hale, Malachi
06:06			MISSED 3 PTR by Bailey, Darian
06:06			REBOUND (DEF) by Browder, Jack
05:58	43-28	H 15	GOOD! LAYUP by Hale, Malachi [FB/PNT]
05:58			ASSIST by Stump, Brady
05:52	43-30	H 13	GOOD! LAYUP by Moseley, Hayden [FB/PNT]
05:52			ASSIST by Bredwood, Elijah
05:52			FOUL by Browder, Jack (P2T5)
05:52	43-31	H 12	GOOD! FT SHOT by Moseley, Hayden
05:52			SUB IN : Shomaker, Wyatt
05:52			SUB OUT: Kyle, Walker
05:52			SUB IN : Metz, Carter
05:52			SUB OUT: Tincher, McKinley
05:43			TURNOVR by Browder, Jack
05:42			STEAL by Moseley, Hayden
05:41	43-33	H 10	GOOD! LAYUP by Moseley, Hayden [FB/PNT]
05:27			MISSED JUMPER by Browder, Jack
05:27			REBOUND (DEF) by Bailey, Darian
05:21	43-35	H 8	GOOD! DUNK by Moseley, Hayden [FB/PNT]
05:21			ASSIST by Bailey, Darian
05:18			TIMEOUT TEAM
04:53			TURNOVR by Browder, Jack
04:52			STEAL by Bredwood, Elijah
04:34			FOUL by Browder, Jack (P3T6)
04:34			MISSED FT SHOT by Bailey, Darian
04:34			REBOUND (OFF) by (DEADBALL)
04:34			MISSED FT SHOT by Bailey, Darian
04:34			REBOUND (DEF) by Browder, Jack
04:19			TURNOVR by Browder, Jack
04:18			STEAL by Moseley, Hayden
04:16			FOUL by Stump, Brady (P3T7)
04:16			TIMEOUT TEAM
04:16			TIMEOUT media
04:16	43-36	H 7	GOOD! FT SHOT by Moseley, Hayden
04:16	43-37	H 6	GOOD! FT SHOT by Moseley, Hayden
04:16			SUB IN : Poole, Jake
04:16			SUB OUT: Bredwood, Elijah
04:16			SUB IN : Tincher, McKinley
04:16			SUB OUT: Metz, Carter
04:01			FOUL by Bredwood, Elijah (P4T8)
04:01	44-37	H 7	GOOD! FT SHOT by Stump, Brady
04:01	45-37	H 8	GOOD! FT SHOT by Stump, Brady
04:01			SUB IN : Bredwood, Elijah
04:01			SUB OUT: Poole, Jake
03:46	45-40	H 5	GOOD! 3 PTR by Moseley, Hayden
03:46			ASSIST by Bredwood, Elijah
03:37			TURNOVR by Stump, Brady
03:35			MISSED LAYUP by Bailey, Darian
03:35			REBOUND (DEF) by Gillespie, Jonavan
03:25			FOUL by Shomaker, Wyatt (P2T9)
03:25			MISSED FT SHOT by Hale, Malachi
03:25			REBOUND (DEF) by Bailey, Darian
03:17			FOUL by Tincher, McKinley (P1T8)
03:17	45-41	H 4	GOOD! FT SHOT by Bredwood, Elijah
03:17	45-42	H 3	GOOD! FT SHOT by Bredwood, Elijah
03:07			FOUL by Shomaker, Wyatt (P3T10)
03:07			MISSED FT SHOT by Hale, Malachi
03:07			REBOUND (OFF) by (DEADBALL)
03:07			MISSED FT SHOT by Hale, Malachi
03:07			REBOUND (DEF) by (TEAM)
02:45			FOUL by Bailey, Darian (P5T11)
02:45			TURNOVR by Bailey, Darian
02:45			SUB IN : Poole, Jake
02:45			SUB OUT: Bailey, Darian
02:35			TURNOVR by Stump, Brady
02:34			STEAL by Moseley, Hayden
02:32	45-44	H 1	GOOD! LAYUP by Karnowski, Nelson [FB/PNT
02:32			ASSIST by Moseley, Hayden
02:17	47-44	H 3	GOOD! LAYUP by Browder, Jack [PNT]
02:17			FOUL by Poole, Jake (P1T12)
02:17	48-44	H 4	GOOD! FT SHOT by Browder, Jack
02:16			SUB IN : Metz, Carter
02:16			SUB OUT: Tincher, McKinley
01:55			MISSED LAYUP by Bredwood, Elijah
01:55			REBOUND (OFF) by Bredwood, Elijah
01:53			MISSED TIP-IN by Bredwood, Elijah
01:53			REBOUND (DEF) by Browder, Jack
01:42			TURNOVR by (TEAM)
01:42			TIMEOUT TEAM
01:42			SUB IN : Kyle, Walker
01:42			SUB OUT: Poole, Jake
01:42			SUB IN : Tincher, McKinley
01:42			SUB OUT: Metz, Carter
01:22	48-47	H 1	GOOD! 3 PTR by Bredwood, Elijah
01:22			ASSIST by Moseley, Hayden
01:05			SUB IN : Metz, Carter
01:05			SUB OUT: Tincher, McKinley
00:53			MISSED LAYUP by Browder, Jack
00:53			REBOUND (DEF) by Kyle, Walker
00:38			MISSED 3 PTR by Bredwood, Elijah
00:38			BLOCK by Browder, Jack
00:36			REBOUND (DEF) by Browder, Jack
00:26			TIMEOUT 30sec
00:21			FOUL by Moseley, Hayden (P3T13)
00:21	49-47	H 2	GOOD! FT SHOT by Gillespie, Jonavan
00:21			TIMEOUT 30sec
00:21	50-47	H 3	GOOD! FT SHOT by Gillespie, Jonavan
00:21			SUB IN : Tincher, McKinley
00:21			SUB OUT: Metz, Carter
00:18			TIMEOUT TEAM
00:13			MISSED LAYUP by Bredwood, Elijah
00:13			REBOUND (OFF) by Moseley, Hayden
00:12	50-49	H 1	GOOD! TIP-IN by Moseley, Hayden [PNT]
00:12			TIMEOUT TEAM
00:08			FOUL by Karnowski, Nelson (P3T14)
00:08	51-49	H 2	GOOD! FT SHOT by Browder, Jack
00:08			TIMEOUT 30sec
00:08	52-49	H 3	GOOD! FT SHOT by Browder, Jack
00:08			TIMEOUT TEAM
00:02	52-52	T 2	GOOD! 3 PTR by Moseley, Hayden [FB]
00:02			ASSIST by Bredwood, Elijah

Bearden vs Dobyns Bennett
3/19/22 4:00 PM at Murphy Center (Murfreesboro, TN)
4th PERIOD Play-by-Play (Page 2)

4th period-only	In Paint	Off T/O	2nd Chance	Fast Break	Bench
Bearden	14	9	2	11	2
Dobyns Bennett	4	0	0	2	0

Bearden vs Dobyns Bennett
3/19/22 4:00 PM at Murphy Center (Murfreesboro, TN)
OT PERIOD Play-by-Play (Page 1)

Time	Score	Margin	HOME/VISITOR
04:00			SUB IN : Shomaker, Wyatt
04:00			SUB IN : Karnowski, Nelson
04:00			SUB OUT: Bailey, Darian
04:00			SUB OUT: Poole, Jake
04:00			SUB IN : Tincher, McKinley
04:00			SUB OUT: Metz, Carter
Jump ball won by Dobyns Bennett			
03:44			TURNOVR by Tincher, McKinley
03:25			MISSED 3 PTR by Shomaker, Wyatt
03:25			REBOUND (OFF) by Kyle, Walker
03:17			MISSED 3 PTR by Karnowski, Nelson
03:17			REBOUND (DEF) by Tincher, McKinley
02:55			TURNOVR by Stump, Brady
02:55			SUB IN : Metz, Carter
02:55			SUB OUT: Tincher, McKinley
02:37			MISSED JUMPER by Kyle, Walker
02:37			REBOUND (DEF) by Hale, Malachi
02:25			MISSED 3 PTR by Gillespie, Jonavan
02:25			REBOUND (OFF) by Metz, Carter
02:20	54-52	H 2	GOOD! LAYUP by Metz, Carter [PNT]
02:10			MISSED 3 PTR by Kyle, Walker
02:10			REBOUND (OFF) by Shomaker, Wyatt
02:08			FOUL by Stump, Brady (P4T9)
02:08	54-53	H 1	GOOD! FT SHOT by Shomaker, Wyatt
02:08	54-54	T 3	GOOD! FT SHOT by Shomaker, Wyatt
01:57	56-54	H 2	GOOD! LAYUP by Stump, Brady [PNT]
01:57			ASSIST by Browder, Jack
01:50			FOUL by Browder, Jack (P4T10)
01:50	56-55	H 1	GOOD! FT SHOT by Bredwood, Elijah
01:50	56-56	T 4	GOOD! FT SHOT by Bredwood, Elijah
01:37	59-56	H 3	GOOD! 3 PTR by Browder, Jack
01:37			ASSIST by Stump, Brady
01:26			FOUL by Bredwood, Elijah (P5T15)
01:26			TURNOVR by Bredwood, Elijah
01:26			SUB IN : Poole, Jake
01:26			SUB OUT: Bredwood, Elijah
01:10	61-56	H 5	GOOD! LAYUP by Browder, Jack [PNT]
01:10			ASSIST by Stump, Brady
01:05			FOUL by Gillespie, Jonavan (P2T11)
01:05	61-57	H 4	GOOD! FT SHOT by Shomaker, Wyatt
01:05	61-58	H 3	GOOD! FT SHOT by Shomaker, Wyatt
00:58			FOUL by Shomaker, Wyatt (P4T16)
00:58	62-58	H 4	GOOD! FT SHOT by Metz, Carter
00:58	63-58	H 5	GOOD! FT SHOT by Metz, Carter
00:53			MISSED 3 PTR by Shomaker, Wyatt
00:53			REBOUND (DEF) by Browder, Jack
00:48			FOUL by Moseley, Hayden (P4T17)
00:48	64-58	H 6	GOOD! FT SHOT by Metz, Carter
00:48			MISSED FT SHOT by Metz, Carter
00:48			REBOUND (DEF) by Kyle, Walker
00:41			MISSED 3 PTR by Moseley, Hayden
00:41			REBOUND (DEF) by Browder, Jack
00:38			FOUL by Moseley, Hayden (P5T18)
00:38	65-58	H 7	GOOD! FT SHOT by Browder, Jack
00:38	66-58	H 8	GOOD! FT SHOT by Browder, Jack
00:38			SUB IN : Brillhart, Drew
00:38			SUB OUT: Moseley, Hayden
00:32	66-60	H 6	GOOD! LAYUP by Shomaker, Wyatt [PNT]
00:30			TIMEOUT TEAM
00:24			FOUL by Karnowski, Nelson (P4T19)
00:24			MISSED FT SHOT by Hale, Malachi
00:24			REBOUND (OFF) by (DEADBALL)
00:24	67-60	H 7	GOOD! FT SHOT by Hale, Malachi
00:14			MISSED JUMPER by Poole, Jake
00:14			REBOUND (DEF) by Browder, Jack
00:12			FOUL by Brillhart, Drew (P1T20)
00:12	68-60	H 8	GOOD! FT SHOT by Browder, Jack
00:12	69-60	H 9	GOOD! FT SHOT by Browder, Jack
00:09			MISSED 3 PTR by Shomaker, Wyatt
00:09			REBOUND (DEF) by Browder, Jack

OT period-only	In Paint	Off T/O	2nd Chance	Fast Break	Bench
Bearden	2	0	2	0	6
Dobyns Bennett	6	2	2	0	0

Official Basketball Box Score -- Thru 1st Period
Bearden vs Dobyns Bennett
3/19/22 4:00 PM at Murphy Center (Murfreesboro, TN)

of Tennessee

Bearden 9 • 31-7

##	Player		Total FG-FGA	3-Ptr FG-FGA	FT-FTA	Rebounds Off	Def	Tot	PF	TP	A	TO	Blk	Stl	Min
00	Bredwood, Elijah	*	0-2	0-2	0-0	0	0	0	2	0	0	1	0	0	4
01	Karnowski, Nelson		0-1	0-1	0-0	1	0	1	1	0	0	0	0	0	3
02	Shomaker, Wyatt		0-1	0-1	0-0	0	0	0	0	0	0	0	0	0	1
04	Bailey, Darian	*	1-2	0-0	0-0	0	1	1	0	2	1	1	0	0	8
05	Moseley, Hayden	*	2-3	0-1	0-0	0	2	2	0	4	0	0	0	1	8
10	Poole, Jake	*	0-0	0-0	0-0	0	2	2	0	0	0	0	0	0	6
35	Kyle, Walker	*	1-2	1-1	0-0	0	1	1	1	3	0	0	0	0	8
	Team					0	0	0							
	Totals		4-11	1-6	0-0	1	6	7	4	9	1	2	0	1	-

1st - FG %:	4-11	36.4%	Game:	4-11	36.4%
3FG %:	1-6	16.7%		1-6	16.7%
FT %:	0-0	0.0%		0-0	0.0%

Deadball Rebounds
0

Dobyns Bennett 15 • 33-6

##	Player		Total FG-FGA	3-Ptr FG-FGA	FT-FTA	Rebounds Off	Def	Tot	PF	TP	A	TO	Blk	Stl	Min
00	Gillespie, Jonavan	*	1-2	1-1	1-2	0	2	2	0	4	0	0	0	0	8
01	Stump, Brady	*	1-2	1-2	0-0	0	2	2	1	3	1	0	0	2	4
02	Metz, Carter	*	1-3	0-0	0-0	1	0	1	0	2	0	0	0	0	6
10	Tincher, McKinley		0-1	0-1	0-0	0	1	1	0	0	0	0	0	0	5
14	Browder, Jack	*	2-3	0-0	0-0	0	0	0	0	4	0	0	0	0	6
21	Allen, Gregory		0-0	0-0	0-0	0	0	0	0	0	0	0	0	0	1
23	Hale, Malachi	*	0-1	0-1	2-2	1	1	2	0	2	0	1	2	0	7
	Team					0	0	0							
	Totals		5-12	2-5	3-4	2	6	8	1	15	1	1	2	2	-

1st - FG %:	5-12	41.7%	Game:	5-12	41.7%
3FG %:	2-5	40.0%		2-5	40.0%
FT %:	3-4	75.0%		3-4	75.0%

Deadball Rebounds
0

Officials: Keith Ward, Terrence McClain, Shelico Franklin
Technical fouls: Bearden-None. Dobyns Bennett-None.
Attendance:
2022 Class 4A All-Tournament Team: Jarred Hall & Jaylen Abston- Lebanon;
Amarr Knox- Bartlett; Darian Bailey, Hayden Moseley, Elijah Bredwood- Bearden;
Jonovan Gillespie, Brady Stump, Malachi Hale- Dobyns Bennett;
*MVP- Jack Browder- Dobyns Bennett

Score by periods	1st	2nd	3rd	4th	OT	Total
Bearden	9	0	0	0	0	9
Dobyns Bennett	15	0	0	0	0	15

Points	In Paint	Off T/O	2nd Chance	Fast Break	Bench
BEARDEN	6	2	0	2	0
DB	2	2	4	3	0

Last FG - BEARDEN 1st-02:05, DB 1st-02:47.
Largest lead - BEARDEN None, DB by 9 1st-03:22.
BEARDEN led for 00:00. DB led for 26:41. Game was tied for 01:19.

Score tied - 1 time.
Lead changed - 0 times.

Official Basketball Box Score -- Thru 2nd Period
Bearden vs Dobyns Bennett
3/19/22 4:00 PM at Murphy Center (Murfreesboro, TN)

of Tennessee

Bearden 20 • 31-7

##	Player		Total FG-FGA	3-Ptr FG-FGA	FT-FTA	Rebounds Off	Def	Tot	PF	TP	A	TO	Blk	Stl	Min
00	Bredwood, Elijah	*	1-4	0-2	0-0	0	0	0	2	2	1	1	0	0	9
01	Karnowski, Nelson		0-1	0-1	0-0	1	2	3	1	0	0	0	0	0	9
02	Shomaker, Wyatt		1-3	1-3	0-0	0	1	1	0	3	0	1	0	0	9
04	Bailey, Darian	*	1-4	0-1	0-0	0	2	2	3	2	1	1	1	0	12
05	Moseley, Hayden	*	4-5	0-1	0-0	1	3	4	0	8	1	2	0	2	16
10	Poole, Jake	*	0-0	0-0	0-0	0	2	2	0	0	0	0	0	0	6
35	Kyle, Walker	*	2-5	1-3	0-0	0	1	1	1	5	0	0	0	0	16
	Team					0	1	1							
	Totals		9-22	2-11	0-0	2	12	14	7	20	3	5	1	2	-

1st - FG %:	4-11	36.4%	2nd:	5-11	45.5%	Game:	9-22	40.9%
3FG %:	1-6	16.7%		1-5	20.0%		2-11	18.2%
FT %:	0-0	0.0%		0-0	0.0%		0-0	0.0%

Deadball Rebounds
0

Dobyns Bennett 29 • 33-6

##	Player		Total FG-FGA	3-Ptr FG-FGA	FT-FTA	Rebounds Off	Def	Tot	PF	TP	A	TO	Blk	Stl	Min
00	Gillespie, Jonavan	*	1-4	1-2	1-2	0	4	4	0	4	2	0	0	0	14
01	Stump, Brady	*	1-3	1-2	0-0	0	2	2	2	3	1	0	0	2	10
02	Metz, Carter	*	1-4	0-0	0-0	1	0	1	0	2	1	0	0	0	11
10	Tincher, McKinley		1-3	1-3	0-0	0	1	1	0	3	1	0	0	0	11
14	Browder, Jack	*	5-7	1-1	1-2	0	1	1	0	12	0	1	0	0	14
21	Allen, Gregory		0-0	0-0	0-0	0	0	0	0	0	0	0	0	0	1
23	Hale, Malachi	*	1-2	1-2	2-3	1	3	4	0	5	1	1	3	0	15
	Team					1	0	1							
	Totals		10-23	5-10	4-7	3	11	14	2	29	6	2	3	2	-

1st - FG %:	5-12	41.7%	2nd:	5-11	45.5%	Game:	10-23	43.5%
3FG %:	2-5	40.0%		3-5	60.0%		5-10	50.0%
FT %:	3-4	75.0%		1-3	33.3%		4-7	57.1%

Deadball Rebounds
1

Officials: Keith Ward, Terrence McClain, Shelico Franklin
Technical fouls: Bearden-None. Dobyns Bennett-None.
Attendance:
2022 Class 4A All-Tournament Team: Jarred Hall & Jaylen Abston- Lebanon;
Amarr Knox- Bartlett; Darian Bailey, Hayden Moseley, Elijah Bredwood- Bearden;
Jonovan Gillespie, Brady Stump, Malachi Hale- Dobyns Bennett;
*MVP- Jack Browder- Dobyns Bennett

Score by periods	1st	2nd	3rd	4th	OT	Total
Bearden	9	11	0	0	0	20
Dobyns Bennett	15	14	0	0	0	29

Points	In Paint	Off T/O	2nd Chance	Fast Break	Bench
BEARDEN	14	4	0	6	3
DB	6	8	7	3	3

Last FG - BEARDEN 2nd-00:51, DB 2nd-00:10.
Largest lead - BEARDEN None, DB by 11 2nd-05:04.
BEARDEN led for 00:00. DB led for 26:41. Game was tied for 01:19.

Score tied - 1 time.
Lead changed - 0 times.

Official Basketball Box Score -- Thru 3rd Period
Bearden vs Dobyns Bennett
3/19/22 4:00 PM at Murphy Center (Murfreesboro, TN)

of Tennessee

Bearden 24 • 31-7

##	Player		Total FG-FGA	3-Ptr FG-FGA	FT-FTA	Rebounds Off	Def	Tot	PF	TP	A	TO	Blk	Stl	Min
00	Bredwood, Elijah	*	1-8	0-2	2-4	1	1	2	3	4	1	2	0	2	17
01	Karnowski, Nelson		0-2	0-2	0-0	1	2	3	1	0	0	0	0	0	16
02	Shomaker, Wyatt		1-5	1-4	0-0	1	1	2	1	3	0	2	0	1	12
04	Bailey, Darian	*	1-4	0-1	0-0	0	3	3	4	2	1	1	1	0	14
05	Moseley, Hayden	*	4-6	0-1	0-0	3	6	9	2	8	1	2	1	2	22
10	Poole, Jake	*	0-3	0-1	0-0	1	3	4	0	0	0	0	0	0	11
35	Kyle, Walker	*	3-8	1-4	0-0	2	1	3	2	7	0	3	2	0	24
	Team					0	1	1							
	Totals		10-36	2-15	2-4	9	18	27	13	24	3	10	4	5	-

	1st		2nd		3rd		Game		Deadball Rebounds
1st - FG %:	4-11	36.4%	5-11	45.5%	1-14	7.1%	10-36	27.8%	
3FG %:	1-6	16.7%	1-5	20.0%	0-4	0.0%	2-15	13.3%	
FT %:	0-0	0.0%	0-0	0.0%	2-4	50.0%	2-4	50.0%	1

Dobyns Bennett 39 • 33-6

##	Player		Total FG-FGA	3-Ptr FG-FGA	FT-FTA	Rebounds Off	Def	Tot	PF	TP	A	TO	Blk	Stl	Min
00	Gillespie, Jonavan	*	1-9	1-4	1-2	0	6	6	0	4	2	1	0	0	21
01	Stump, Brady	*	1-6	1-2	0-0	0	2	2	2	3	1	1	0	2	18
02	Metz, Carter	*	1-4	0-0	0-0	2	1	3	1	2	1	1	0	0	15
10	Tincher, McKinley		1-3	1-3	0-0	0	1	1	0	3	2	0	0	1	16
14	Browder, Jack	*	6-9	1-1	3-4	2	3	5	1	16	0	1	1	1	22
21	Allen, Gregory		0-0	0-0	0-0	0	0	0	0	0	0	0	0	0	1
23	Hale, Malachi	*	2-4	1-3	6-7	1	3	4	1	11	1	2	3	0	23
	Team					2	2	4							
	Totals		12-35	5-13	10-13	7	18	25	5	39	7	6	4	4	-

	1st		2nd		3rd		Game		Deadball Rebounds
1st - FG %:	5-12	41.7%	5-11	45.5%	2-12	16.7%	12-35	34.3%	
3FG %:	2-5	40.0%	3-5	60.0%	0-3	0.0%	5-13	38.5%	
FT %:	3-4	75.0%	1-3	33.3%	6-6	100.0%	10-13	76.9%	1

Officials: Keith Ward, Terrence McClain, Shelico Franklin
Technical fouls: Bearden-None. Dobyns Bennett-None.
Attendance:
2022 Class 4A All-Tournament Team: Jarred Hall & Jaylen Abston- Lebanon;
Amarr Knox- Bartlett; Darian Bailey, Hayden Moseley, Elijah Bredwood- Bearden;
Jonovan Gillespie, Brady Stump, Malachi Hale- Dobyns Bennett;
*MVP- Jack Browder- Dobyns Bennett

Score by periods	1st	2nd	3rd	4th	OT	Total
Bearden	9	11	4	0	0	24
Dobyns Bennett	15	14	10	0	0	39

Points	In Paint	Off T/O	2nd Chance	Fast Break	Bench
BEARDEN	16	4	2	6	3
DB	10	14	11	3	3

Last FG - BEARDEN 3rd-07:25, DB 3rd-00:04.
Largest lead - BEARDEN None, DB by 15 3rd-00:04.
BEARDEN led for 00:00. DB led for 26:41. Game was tied for 01:19.

Score tied - 1 time.
Lead changed - 0 times.

Official Basketball Box Score -- Thru 4th Period
Bearden vs Dobyns Bennett
3/19/22 4:00 PM at Murphy Center (Murfreesboro, TN)

Bearden 52

##	Player		Total FG-FGA	3-Ptr FG-FGA	FT-FTA	Rebounds Off	Def	Tot	PF	TP	A	TO	Blk	Stl	Min
00	Bredwood, Elijah	*	3-14	1-4	4-6	2	1	3	4	11	4	2	0	3	25
01	Karnowski, Nelson		1-3	0-2	0-0	1	2	3	3	2	0	0	0	0	24
02	Shomaker, Wyatt		1-5	1-4	0-0	1	1	2	3	3	0	2	0	1	18
04	Bailey, Darian	*	2-7	0-2	0-3	0	5	5	5	4	2	2	1	0	19
05	Moseley, Hayden	*	10-13	2-3	3-3	4	7	11	3	25	3	3	1	5	30
10	Poole, Jake	*	0-3	0-1	0-0	1	3	4	1	0	0	0	0	0	13
35	Kyle, Walker	*	3-8	1-4	0-0	2	3	5	2	7	0	3	2	0	27
	Team					0	2	2							
	Totals		20-53	5-20	7-12	11	24	35	21	52	9	12	4	9	-

1st - FG %:	4-11	36.4%	2nd:	5-11	45.5%	3rd:	1-14	7.1%	4th:	10-17	58.8%	Game:	20-53	37.7%	Deadball
3FG %:	1-6	16.7%		1-5	20.0%		0-4	0.0%		3-5	60.0%		5-20	25.0%	Rebounds
FT %:	0-0	0.0%		0-0	0.0%		2-4	50.0%		5-8	62.5%		7-12	58.3%	2

Dobyns Bennett 52

##	Player		Total FG-FGA	3-Ptr FG-FGA	FT-FTA	Rebounds Off	Def	Tot	PF	TP	A	TO	Blk	Stl	Min
00	Gillespie, Jonavan	*	1-9	1-4	3-4	0	7	7	1	6	2	1	0	0	29
01	Stump, Brady	*	1-6	1-2	2-3	0	2	2	3	5	2	4	0	2	26
02	Metz, Carter	*	1-4	0-0	0-0	2	1	3	1	2	1	1	0	0	19
10	Tincher, McKinley		1-3	1-3	0-0	0	1	1	1	3	2	0	0	1	21
14	Browder, Jack	*	7-13	1-2	6-7	2	7	9	3	21	0	4	2	1	30
21	Allen, Gregory		0-0	0-0	0-0	0	0	0	0	0	0	0	0	0	1
23	Hale, Malachi	*	4-6	1-3	6-10	1	5	6	1	15	1	2	3	0	31
	Team					2	2	4				1			
	Totals		15-41	5-14	17-24	7	25	32	10	52	8	13	5	4	-

1st - FG %:	5-12	41.7%	2nd:	5-11	45.5%	3rd:	2-12	16.7%	4th:	3-6	50.0%	Game:	15-41	36.6%	Deadball
3FG %:	2-5	40.0%		3-5	60.0%		0-3	0.0%		0-1	0.0%		5-14	35.7%	Rebounds
FT %:	3-4	75.0%		1-3	33.3%		6-6	100.0%		7-11	63.6%		17-24	70.8%	2

Officials: Keith Ward, Terrence McClain, Shelico Franklin
Technical fouls: Bearden-None. Dobyns Bennett-None.
Attendance:
2022 Class 4A All-Tournament Team: Jarred Hall & Jaylen Abston- Lebanon;
Amarr Knox- Bartlett; Darian Bailey, Hayden Moseley, Elijah Bredwood- Bearden;
Jonovan Gillespie, Brady Stump, Malachi Hale- Dobyns Bennett;
*MVP- Jack Browder- Dobyns Bennett

Score by periods	1st	2nd	3rd	4th	OT	Total
Bearden	9	11	4	28	0	52
Dobyns Bennett	15	14	10	13	0	52

Points	In Paint	Off T/O	2nd Chance	Fast Break	Bench
BEARDEN	30	13	4	17	5
DB	14	14	11	5	3

Last FG - BEARDEN 4th-00:02, DB 4th-02:17.
Largest lead - BEARDEN None, DB by 15 3rd-00:04.
BEARDEN led for 00:00. DB led for 22:33. Game was tied for 05:21.

Score tied - 2 times.
Lead changed - 0 times.

2010 Class AAA State Boys' Basketball Tournament

March 17 - March 20, 2010 · Murphy Center - MTSU - Murfreesboro, TN

Game 1
Thu. Mar. 18 1:30 PM

Bearden (31-2)	68
Beech (30-4)	52

Game 2
Thu. Mar. 18 3:15 PM

Melrose (34-4)	78
Siegel (24-8)	55

Game 3
Thu. Mar. 18 5:00 PM

Clarksville Northeast (28-2)	85
Dobyns Bennett (22-11)	30

Game 4
Thu. Mar. 18 6:45 PM

White Station (26-8)	77
Columbia (20-10)	57

Game 5
Fri. Mar. 19 5:00 PM

Bearden	57
Melrose	69

Game 6
Fri. Mar. 19 6:45 PM

Clarksville Northeast	62
White Station	74

Game 7
Sat. Mar. 20 6:00 PM

Melrose	75
White Station	70

Melrose

STATE CHAMPION

Official Basketball Box Score
Dobyns-Bennett vs Northeast
3/18/10 5:00 PM at Murphy Center (Murfreesboro, TN)

VISITORS: Dobyns-Bennett 22-12

##	Player Name		TOT-FG FG-FGA	3-PT FG-FGA	FT-FTA	REBOUNDS OF	DE	TOT	PF	TP	A	TO	BLK	S	MIN
14	Davis, Darius.....	*	1-7	0-0	0-2	1	1	2	4	2	2	5	0	0	28
24	Johnson, Juwan.....	*	0-5	0-5	2-2	2	1	3	3	2	0	1	0	0	24
30	Ailshie, Tyler.....	*	5-17	1-6	0-1	2	4	6	2	11	1	2	0	0	27
32	Denison, Adam.....	*	1-7	1-5	0-0	1	4	5	4	3	1	3	0	1	22
40	Riggs, Ben.....	*	1-3	0-0	2-3	0	0	0	4	4	0	2	0	0	14
03	Steele, Derrick.....		2-8	1-3	1-2	1	2	3	1	6	1	1	0	0	24
10	Ellis, Nathan.....		0-0	0-0	0-0	0	0	0	0	0	0	1	0	0	3
12	Daniels, Drew.....		0-1	0-1	0-0	0	0	0	0	0	0	0	0	0	3
20	Pritchett, Jeremy...		0-0	0-0	0-0	0	0	0	0	0	0	0	0	0	2
22	Swafford, Devaun....		1-2	0-0	0-0	1	1	2	0	2	0	2	0	0	7
34	Adams, Drew.....		0-0	0-0	0-0	0	0	0	2	0	0	0	0	0	3
42	Long, Justin.....		0-1	0-0	0-0	0	0	0	0	0	0	0	0	0	3
	TEAM.....					6	3	9							
	Totals.....		11-51	3-20	5-10	14	16	30	20	30	5	17	0	1	160

TOTAL FG% 1st Half: 7-25 28.0% 2nd Half: 4-26 15.4% Game: 21.6% DEADB
3-Pt. FG% 1st Half: 3-12 25.0% 2nd Half: 0-8 0.0% Game: 15.0% REBS
F Throw % 1st Half: 1-5 20.0% 2nd Half: 4-5 80.0% Game: 50.0% 2

HOME TEAM: Northeast 29-2

##	Player Name		TOT-FG FG-FGA	3-PT FG-FGA	FT-FTA	REBOUNDS OF	DE	TOT	PF	TP	A	TO	BLK	S	MIN
05	Edwards, Jerome.....	*	2-2	1-1	3-4	0	1	1	0	8	0	0	0	2	22
10	Magee, Greg.....	*	1-3	0-0	0-0	3	3	6	2	2	1	0	0	1	20
15	Lane, Kalen.....	*	1-2	1-2	0-0	1	0	1	1	3	1	0	0	1	19
22	Johnson, Travis.....	*	1-5	0-0	3-6	4	1	5	3	5	1	0	1	0	18
23	James, Telvin.....	*	7-14	3-5	3-4	1	3	4	2	20	4	1	0	2	19
04	Perkins, Darrion....		0-0	0-0	0-0	0	0	0	0	0	0	0	0	0	5
12	Purvis, Jeremy.....		3-6	3-5	2-2	0	1	1	1	11	2	0	1	2	3
32	Wiggins, Greg.....		1-1	0-0	0-0	0	1	1	2	2	0	1	1	1	10
33	Caldwell, Mike.....		0-1	0-1	1-2	0	3	3	0	1	0	0	0	2	11
40	Poythress, Alex.....		8-12	1-1	3-4	5	5	10	3	20	0	2	3	1	5
42	Embry, Jamaar.....		3-4	0-0	1-5	0	5	5	1	7	1	2	0	0	15
44	Williams, Reco.....		3-3	0-0	0-2	2	1	3	0	6	1	3	0	0	9
55	Offor, Patrick.....		0-0	0-0	0-0	0	0	0	0	0	0	0	0	0	4
	TEAM.....						5	5							
	Totals.....		30-53	9-15	16-29	16	29	45	15	85	11	9	6	12	160

TOTAL FG% 1st Half: 12-29 41.4% 2nd Half: 18-24 75.0% Game: 56.6% DEADB
3-Pt. FG% 1st Half: 6-11 54.5% 2nd Half: 3-4 75.0% Game: 60.0% REBS
F Throw % 1st Half: 8-12 66.7% 2nd Half: 8-17 47.1% Game: 55.2% 4

Officials: Gerald Pasley, Angilean Clear, Jason Creek
Technical fouls: Dobyns-Bennett-None. Northeast-None.
Attendance:

Score by Periods	1st	2nd	3rd	4th		Total
Dobyns-Bennett.....	12	6	8	4	-	30
Northeast.....	25	13	34	13	-	85

Play-by-Play
Dobyns-Bennett vs Northeast
3/18/10 5:00 PM at Murphy Center (Murfreesboro, TN)

1st PERIOD Play-by-Play (Page 1)

HOME TEAM: Northeast	TIME	SCORE	MAR	VISITORS: Dobyns-Bennett
GOOD! DUNK by Poythress, Alex [PNT]	07:50	2-0	H 2	
ASSIST by James, Telvin	07:50			
REBOUND (DEF) by Magee, Greg	07:34			MISSED JUMPER by Riggs, Ben
MISSED 3 PTR by James, Telvin	07:25			
REBOUND (OFF) by Poythress, Alex	07:25			
GOOD! FT SHOT by Poythress, Alex	07:21	3-0	H 3	FOUL by Denison, Adam (P1T1)
GOOD! FT SHOT by Poythress, Alex	07:21	4-0	H 4	
	07:11			TURNOVR by Davis, Darius
STEAL by Poythress, Alex	07:10			
GOOD! 3 PTR by Purvis, Jeremy	07:01	7-0	H 7	
ASSIST by Magee, Greg	07:01			
REBOUND (DEF) by James, Telvin	06:37			MISSED 3 PTR by Ailshie, Tyler
MISSED LAYUP by James, Telvin	06:29			REBOUND (DEF) by Ailshie, Tyler
BLOCK by Poythress, Alex	06:21			MISSED JUMPER by Ailshie, Tyler
REBOUND (DEF) by Purvis, Jeremy	06:20			
GOOD! LAYUP by James, Telvin [FB/PNT]	06:17	9-0	H 9	
ASSIST by Purvis, Jeremy	06:17			
REBOUND (DEF) by Poythress, Alex	06:09			MISSED 3 PTR by Denison, Adam
	06:08			FOUL by Riggs, Ben (P1T2)
MISSED JUMPER by Poythress, Alex	05:58			
REBOUND (OFF) by Magee, Greg	05:58			
MISSED JUMPER by Magee, Greg	05:55			REBOUND (DEF) by Ailshie, Tyler
FOUL by Johnson, Travis (P1T1)	05:33			
	05:33			SUB IN : Steele, Derrick
	05:33			SUB OUT: Riggs, Ben
	05:25	9-2	H 7	GOOD! JUMPER by Ailshie, Tyler
MISSED JUMPER by Johnson, Travis	05:02			REBOUND (DEF) by Johnson, Juwan
	04:58			MISSED 3 PTR by Johnson, Juwan
	04:58			REBOUND (OFF) by Denison, Adam
BLOCK by Johnson, Travis	04:54			MISSED JUMPER by Denison, Adam
REBOUND (DEF) by Poythress, Alex	04:51			
GOOD! 3 PTR by Purvis, Jeremy	04:44	12-2	H 10	
ASSIST by James, Telvin	04:44			
FOUL by James, Telvin (P1T2)	04:31			
SUB IN : Embry, Jamaar	04:31			SUB IN : Riggs, Ben
SUB OUT: Magee, Greg	04:31			SUB OUT: Denison, Adam
	04:31			SUB OUT: Ailshie, Tyler
	04:20	12-4	H 8	GOOD! JUMPER by Ailshie, Tyler [PNT]
GOOD! FT SHOT by James, Telvin	04:09	13-4	H 9	FOUL by Ailshie, Tyler (P1T3)
GOOD! FT SHOT by James, Telvin	04:09	14-4	H 10	
	03:57			MISSED JUMPER by Davis, Darius
	03:57			REBOUND (OFF) by (TEAM)
	03:48	14-7	H 7	GOOD! 3 PTR by Ailshie, Tyler
	03:48			ASSIST by Steele, Derrick
MISSED JUMPER by Johnson, Travis	03:32			
REBOUND (OFF) by Poythress, Alex	03:32			
MISSED JUMPER by Poythress, Alex	03:28			
REBOUND (OFF) by Poythress, Alex	03:28			
GOOD! JUMPER by Poythress, Alex [PNT]	03:26	16-7	H 9	
REBOUND (DEF) by James, Telvin	03:20			MISSED 3 PTR by Ailshie, Tyler
GOOD! 3 PTR by Purvis, Jeremy	03:13	19-7	H 12	
ASSIST by James, Telvin	03:13			
	02:53			TURNOVR by Riggs, Ben
STEAL by Purvis, Jeremy	02:52			
MISSED LAYUP by James, Telvin	02:47			REBOUND (DEF) by Steele, Derrick
REBOUND (DEF) by (TEAM)	02:41			MISSED JUMPER by Steele, Derrick
SUB IN : Magee, Greg	02:39			SUB IN : Denison, Adam
SUB IN : Williams, Reco	02:39			SUB IN : Swafford, Devaun
SUB OUT: Johnson, Travis	02:39			SUB OUT: Johnson, Juwan
SUB OUT: Embry, Jamaar	02:39			SUB OUT: Riggs, Ben
GOOD! JUMPER by Poythress, Alex	02:24	21-7	H 14	
	02:15	21-10	H 11	GOOD! 3 PTR by Denison, Adam
TIMEOUT 30sec	02:13			
	02:13			SUB IN : Johnson, Juwan
	02:13			SUB IN : Riggs, Ben
	02:13			SUB OUT: Swafford, Devaun
MISSED FT SHOT by Williams, Reco	01:58			FOUL by Riggs, Ben (P2T4)

REBOUND (OFF) by (DEADBALL)	01:58			
MISSED FT SHOT by Williams, Reco	01:58			REBOUND (DEF) by Denison, Adam
SUB IN : Johnson, Travis	01:47			
SUB OUT: Williams, Reco	01:47			
BLOCK by Poythress, Alex	01:36			MISSED JUMPER by Riggs, Ben
	01:34			REBOUND (OFF) by (TEAM)
FOUL by Magee, Greg (P1T3)	01:34			
	01:34			SUB IN : Ailshie, Tyler
	01:34			SUB OUT: Riggs, Ben
	01:20			MISSED 3 PTR by Johnson, Juwan
	01:20			REBOUND (OFF) by Ailshie, Tyler
FOUL by Poythress, Alex (P1T4)	01:19			
	01:11	21-12	H 9	GOOD! LAYUP by Davis, Darius [PNT]
	00:58			FOUL by Johnson, Juwan (P1T5)
GOOD! FT SHOT by Johnson, Travis	00:57	22-12	H 10	
MISSED FT SHOT by Johnson, Travis	00:57			REBOUND (DEF) by Denison, Adam
	00:51			TURNOVR by Davis, Darius
GOOD! 3 PTR by James, Telvin	00:36	25-12	H 13	
REBOUND (DEF) by Johnson, Travis	00:13			MISSED JUMPER by Davis, Darius
MISSED JUMPER by Poythress, Alex	00:03			
REBOUND (OFF) by Johnson, Travis	00:00			

Northeast 25, Dobyns-Bennett 12

2nd PERIOD Play-by-Play (Page 1)

HOME TEAM: Northeast	TIME	SCORE	MAR	VISITORS: Dobyns-Bennett
	07:47			FOUL by Davis, Darius (P1T6)
	07:47			TURNOVR by Davis, Darius
	07:47			SUB IN : Steele, Derrick
	07:47			SUB OUT: Riggs, Ben
GOOD! 3 PTR by Poythress, Alex	07:30	28-12	H 16	
ASSIST by James, Telvin	07:30			
REBOUND (DEF) by Poythress, Alex	07:18			MISSED 3 PTR by Denison, Adam
TURNOVR by James, Telvin	07:14			
	07:00			TURNOVR by Ailshie, Tyler
MISSED JUMPER by Johnson, Travis	06:52			REBOUND (DEF) by Davis, Darius
FOUL by Purvis, Jeremy (P1T5)	06:45			MISSED FT SHOT by Davis, Darius
	06:45			REBOUND (OFF) by (DEADBALL)
REBOUND (DEF) by Magee, Greg	06:45			MISSED FT SHOT by Davis, Darius
SUB IN : Caldwell, Mike	06:45			SUB IN : Swafford, Devaun
SUB OUT: Johnson, Travis	06:45			SUB OUT: Johnson, Juwan
MISSED JUMPER by James, Telvin	06:37			
REBOUND (OFF) by Magee, Greg	06:37			
MISSED 3 PTR by James, Telvin	06:18			REBOUND (DEF) by (TEAM)
REBOUND (DEF) by James, Telvin	05:57			MISSED 3 PTR by Ailshie, Tyler
TURNOVR by Poythress, Alex	05:49			
SUB OUT: James, Telvin	05:49			
FOUL by Magee, Greg (P2T6)	05:35			
SUB IN : Embry, Jamaar	05:35			SUB IN : Riggs, Ben
SUB OUT: Magee, Greg	05:35			SUB OUT: Ailshie, Tyler
	05:32			TURNOVR by Swafford, Devaun
FOUL by Embry, Jamaar (P1T7)	05:04			
TURNOVR by Embry, Jamaar	05:04			
	05:04			SUB IN : Ailshie, Tyler
	05:04			SUB OUT: Steele, Derrick
	04:49			TURNOVR by Denison, Adam
STEAL by Purvis, Jeremy	04:48			
MISSED 3 PTR by Caldwell, Mike	04:33			
REBOUND (OFF) by Poythress, Alex	04:33			
GOOD! LAYUP by Poythress, Alex [PNT]	04:31	30-12	H 18	
BLOCK by Purvis, Jeremy	04:17			MISSED JUMPER by Ailshie, Tyler
REBOUND (DEF) by (TEAM)	04:17			
SUB IN : James, Telvin	04:17			SUB IN : Johnson, Juwan
	04:17			SUB OUT: Swafford, Devaun
GOOD! JUMPER by James, Telvin	03:55	32-12	H 20	
	03:38			TURNOVR by Riggs, Ben
STEAL by Caldwell, Mike	03:37			
TURNOVR by Embry, Jamaar	03:36			
SUB IN : Magee, Greg	03:36			SUB IN : Steele, Derrick
SUB OUT: Embry, Jamaar	03:36			SUB OUT: Denison, Adam
BLOCK by Poythress, Alex	03:25			MISSED JUMPER by Ailshie, Tyler
	03:24			REBOUND (OFF) by (TEAM)
SUB IN : Johnson, Travis	03:23			
SUB OUT: Edwards, Jerome	03:23			

FOUL by Johnson, Travis (P2T8)	03:21			MISSED FT SHOT by Ailshie, Tyler
REBOUND (DEF) by Poythress, Alex	03:21			
GOOD! 3 PTR by James, Telvin	03:05	35-12	H 23	
ASSIST by Johnson, Travis	03:05			
	02:51	35-15	H 20	GOOD! 3 PTR by Steele, Derrick
	02:51			ASSIST by Davis, Darius
GOOD! FT SHOT by Poythress, Alex	02:35	36-15	H 21	FOUL by Davis, Darius (P2T7)
MISSED FT SHOT by Poythress, Alex	02:35			REBOUND (DEF) by Denison, Adam
	02:27			TURNOVR by Steele, Derrick
SUB IN : Purvis, Jeremy	02:27			SUB IN : Denison, Adam
SUB OUT: Caldwell, Mike	02:27			SUB OUT: Riggs, Ben
MISSED 3 PTR by Purvis, Jeremy	02:17			REBOUND (DEF) by (TEAM)
	01:45	36-17	H 19	GOOD! LAYUP by Steele, Derrick [PNT]
	01:45			ASSIST by Davis, Darius
MISSED JUMPER by Johnson, Travis	01:36			
REBOUND (OFF) by Magee, Greg	01:36			
MISSED JUMPER by Magee, Greg	01:33			REBOUND (DEF) by Steele, Derrick
FOUL by James, Telvin (P2T9)	01:28	36-18	H 18	GOOD! FT SHOT by Steele, Derrick
REBOUND (DEF) by Poythress, Alex	01:28			MISSED FT SHOT by Steele, Derrick
SUB IN : Embry, Jamaar	01:28			
SUB IN : Caldwell, Mike	01:28			
SUB OUT: James, Telvin	01:28			
SUB OUT: Magee, Greg	01:28			
FOUL by Poythress, Alex (P2T10)	01:15			
TURNOVR by Poythress, Alex	01:15			
SUB IN : Williams, Reco	01:15			
REBOUND (DEF) by Embry, Jamaar	01:07			MISSED 3 PTR by Denison, Adam
GOOD! FT SHOT by Purvis, Jeremy	00:30	37-18	H 19	FOUL by Denison, Adam (P2T8)
GOOD! FT SHOT by Purvis, Jeremy	00:30	38-18	H 20	
REBOUND (DEF) by Caldwell, Mike	00:09			MISSED 3 PTR by Johnson, Juwan
MISSED 3 PTR by Purvis, Jeremy	00:01			REBOUND (DEF) by (TEAM)

Northeast 38, Dobyns-Bennett 18

3rd PERIOD Play-by-Play (Page 1)

HOME TEAM: Northeast	TIME	SCORE	MAR	VISITORS: Dobyns-Bennett
SUB IN : Poythress, Alex	08:00			
SUB IN : Purvis, Jeremy	08:00			
SUB OUT: Lane, Kalen	08:00			
SUB OUT: Edwards, Jerome	08:00			
GOOD! 3 PTR by James, Telvin	07:49	41-18	H 23	
ASSIST by Purvis, Jeremy	07:49			
	07:38			TURNOVR by Johnson, Juwan
STEAL by James, Telvin	07:36			
GOOD! LAYUP by James, Telvin [FB/PNT]	07:35	43-18	H 25	
	07:22	43-20	H 23	GOOD! LAYUP by Riggs, Ben [PNT]
	07:22			ASSIST by Ailshie, Tyler
FOUL by Johnson, Travis (P3T1)	07:22	43-21	H 22	GOOD! FT SHOT by Riggs, Ben
	07:13			FOUL by Denison, Adam (P3T1)
MISSED JUMPER by Purvis, Jeremy	07:08			
REBOUND (OFF) by Johnson, Travis	07:08			
MISSED FT SHOT by Johnson, Travis	07:05			FOUL by Riggs, Ben (P3T2)
REBOUND (OFF) by (DEADBALL)	07:05			
MISSED FT SHOT by Johnson, Travis	07:05			
REBOUND (OFF) by Johnson, Travis	07:05			
MISSED JUMPER by James, Telvin	06:55			
REBOUND (OFF) by Johnson, Travis	06:55			
	06:54			FOUL by Denison, Adam (P4T3)
GOOD! FT SHOT by Johnson, Travis	06:53	44-21	H 23	
GOOD! FT SHOT by Johnson, Travis	06:53	45-21	H 24	
	06:53			SUB IN : Steele, Derrick
	06:53			SUB IN : Swafford, Devaun
	06:53			SUB OUT: Denison, Adam
	06:53			SUB OUT: Johnson, Juwan
MISSED LAYUP by James, Telvin	06:51			
REBOUND (OFF) by James, Telvin	06:51			
MISSED JUMPER by Poythress, Alex	06:47			REBOUND (DEF) by Swafford, Devaun
REBOUND (DEF) by (TEAM)	06:42			MISSED JUMPER by Swafford, Devaun
GOOD! JUMPER by Poythress, Alex [PNT]	06:25	47-21	H 26	
FOUL by Poythress, Alex (P3T2)	05:48			
	05:47			MISSED FT SHOT by Riggs, Ben
	05:47			REBOUND (OFF) by (DEADBALL)
	05:33	47-22	H 25	GOOD! FT SHOT by Riggs, Ben

GOOD! LAYUP by Johnson, Travis [PNT]	05:29	49-22	H 27	
	05:22			MISSED LAYUP by Davis, Darius
	05:22			REBOUND (OFF) by Steele, Derrick
REBOUND (DEF) by Magee, Greg	05:18			MISSED JUMPER by Steele, Derrick
GOOD! DUNK by Poythress, Alex [PNT]	05:01	51-22	H 29	
	04:52			TURNOVR by Davis, Darius
STEAL by Magee, Greg	04:50			
GOOD! LAYUP by Magee, Greg [FB/PNT]	04:49	53-22	H 31	
SUB IN : Caldwell, Mike	04:31			
SUB OUT: Purvis, Jeremy	04:31			
REBOUND (DEF) by Caldwell, Mike	04:29			MISSED LAYUP by Davis, Darius
GOOD! LAYUP by James, Telvin [PNT]	04:09	55-22	H 33	
STEAL by James, Telvin	04:05			TURNOVR by Davis, Darius
	04:05			FOUL by Riggs, Ben (P4T4)
GOOD! FT SHOT by James, Telvin	04:03	56-22	H 34	
MISSED FT SHOT by James, Telvin	04:03			
REBOUND (OFF) by Poythress, Alex	04:03			
	04:03			SUB IN : Denison, Adam
	04:03			SUB IN : Johnson, Juwan
	04:03			SUB OUT: Riggs, Ben
	04:03			SUB OUT: Swafford, Devaun
GOOD! LAYUP by Poythress, Alex [PNT]	04:01	58-22	H 36	
	03:51			MISSED 3 PTR by Ailshie, Tyler
	03:51			REBOUND (OFF) by (TEAM)
	03:19			MISSED 3 PTR by Steele, Derrick
	03:19			REBOUND (OFF) by (TEAM)
SUB IN : Lane, Kalen	03:15			
SUB IN : Edwards, Jerome	03:15			
SUB IN : Embry, Jamaar	03:15			
SUB IN : Williams, Reco	03:15			
SUB IN : Wiggins, Greg	03:15			
SUB OUT: Johnson, Travis	03:15			
SUB OUT: James, Telvin	03:15			
SUB OUT: Magee, Greg	03:15			
SUB OUT: Poythress, Alex	03:15			
SUB OUT: Caldwell, Mike	03:15			
REBOUND (DEF) by Williams, Reco	03:05			MISSED JUMPER by Ailshie, Tyler
TURNOVR by Williams, Reco	02:55			
	02:54			STEAL by Denison, Adam
	02:49			TURNOVR by Denison, Adam
STEAL by Edwards, Jerome	02:48			
MISSED 3 PTR by Lane, Kalen	02:36			
REBOUND (OFF) by Lane, Kalen	02:36			
GOOD! 3 PTR by Edwards, Jerome	02:23	61-22	H 39	
ASSIST by Williams, Reco	02:23			
REBOUND (DEF) by Embry, Jamaar	02:02			MISSED JUMPER by Ailshie, Tyler
GOOD! LAYUP by Williams, Reco [PNT]	01:48	63-22	H 41	
	01:29	63-24	H 39	GOOD! LAYUP by Ailshie, Tyler [PNT]
	01:24			FOUL by Johnson, Juwan (P2T5)
GOOD! JUMPER by Embry, Jamaar	01:19	65-24	H 41	
ASSIST by Lane, Kalen	01:19			
	01:09			MISSED 3 PTR by Denison, Adam
	01:09			REBOUND (OFF) by Ailshie, Tyler
	01:01			TURNOVR by Denison, Adam
STEAL by Lane, Kalen	01:00			
GOOD! JUMPER by Williams, Reco [PNT]	00:49	67-24	H 43	
ASSIST by Embry, Jamaar	00:49			
	00:40			MISSED JUMPER by Steele, Derrick
	00:40			REBOUND (OFF) by Johnson, Juwan
REBOUND (DEF) by Embry, Jamaar	00:35			MISSED 3 PTR by Johnson, Juwan
GOOD! 3 PTR by Lane, Kalen	00:27	70-24	H 46	
	00:10			MISSED LAYUP by Davis, Darius
	00:10			REBOUND (OFF) by Johnson, Juwan
FOUL by Lane, Kalen (P1T3)	00:10	70-25	H 45	GOOD! FT SHOT by Johnson, Juwan
	00:10	70-26	H 44	GOOD! FT SHOT by Johnson, Juwan
	00:10			SUB IN : Riggs, Ben
	00:10			SUB OUT: Denison, Adam
SUB IN : James, Telvin	00:09			SUB IN : Swafford, Devaun
SUB OUT: Williams, Reco	00:09			SUB OUT: Johnson, Juwan
GOOD! LAYUP by Wiggins, Greg [PNT]	00:02	72-26	H 46	
SUB IN : Williams, Reco	00:00			SUB OUT: Steele, Derrick
SUB IN : Caldwell, Mike	00:00			
SUB OUT: Lane, Kalen	00:00			
SUB OUT: James, Telvin	00:00			

4th PERIOD Play-by-Play (Page 1)

HOME TEAM: Northeast	TIME	SCORE	MAR	VISITORS: Dobyns-Bennett
FOUL by Wiggins, Greg (P1T4)	07:39			
	07:36			MISSED 3 PTR by Ailshie, Tyler
	07:36			REBOUND (OFF) by Swafford, Devaun
REBOUND (DEF) by Edwards, Jerome	07:14			MISSED 3 PTR by Steele, Derrick
GOOD! JUMPER by Embry, Jamaar	07:02	74-26	H 48	
MISSED FT SHOT by Embry, Jamaar	07:02			FOUL by Ailshie, Tyler (P2T6)
REBOUND (OFF) by (DEADBALL)	07:02			
MISSED FT SHOT by Embry, Jamaar	07:02			REBOUND (DEF) by Ailshie, Tyler
SUB IN : Williams, Reco	07:02			
SUB IN : Embry, Jamaar	07:02			
SUB IN : Caldwell, Mike	07:02			
SUB IN : Wiggins, Greg	07:02			
SUB OUT: Johnson, Travis	07:02			
SUB OUT: James, Telvin	07:02			
SUB OUT: Magee, Greg	07:02			
SUB OUT: Lane, Kalen	07:02			
	06:57			SUB IN : Swafford, Devaun
	06:57			SUB OUT: Denison, Adam
REBOUND (DEF) by Embry, Jamaar	06:55			MISSED 3 PTR by Johnson, Juwan
MISSED FT SHOT by Embry, Jamaar	06:41			FOUL by Johnson, Juwan (P3T7)
	06:41			REBOUND (DEF) by Ailshie, Tyler
	06:41	74-28	H 46	GOOD! LAYUP by Swafford, Devaun [PNT]
GOOD! JUMPER by Edwards, Jerome [PNT]	06:41	76-28	H 48	
STEAL by Edwards, Jerome	06:41			TURNOVR by Swafford, Devaun
GOOD! FT SHOT by Edwards, Jerome	05:45	77-28	H 49	FOUL by Davis, Darius (P3T8)
GOOD! FT SHOT by Edwards, Jerome	05:45	78-28	H 50	
	05:45			SUB IN : Steele, Derrick
	05:45			SUB IN : Denison, Adam
	05:45			SUB OUT: Davis, Darius
	05:45			SUB OUT: Riggs, Ben
	05:28			TURNOVR by Ailshie, Tyler
STEAL by Caldwell, Mike	05:26			
GOOD! JUMPER by Embry, Jamaar [PNT]	05:18	80-28	H 52	
REBOUND (DEF) by (TEAM)	04:57			MISSED JUMPER by Ailshie, Tyler
	04:53			SUB IN : Davis, Darius
	04:53			SUB OUT: Swafford, Devaun
MISSED JUMPER by Embry, Jamaar	04:24			REBOUND (DEF) by Denison, Adam
	04:19	80-30	H 50	GOOD! LAYUP by Ailshie, Tyler [PNT]
	04:19			ASSIST by Denison, Adam
	04:03			FOUL by Steele, Derrick (P1T9)
GOOD! FT SHOT by Edwards, Jerome	03:57	81-30	H 51	
MISSED FT SHOT by Edwards, Jerome	03:57			
REBOUND (OFF) by Williams, Reco	03:57			
TURNOVR by Williams, Reco	03:55			
SUB IN : Offor, Patrick	03:55			
SUB OUT: Edwards, Jerome	03:55			
REBOUND (DEF) by Caldwell, Mike	03:40			MISSED JUMPER by Ailshie, Tyler
GOOD! JUMPER by Williams, Reco [PNT]	03:26	83-30	H 53	
	03:12			MISSED JUMPER by Denison, Adam
	03:12			REBOUND (OFF) by Davis, Darius
REBOUND (DEF) by Embry, Jamaar	03:08			MISSED JUMPER by Davis, Darius
	03:04			FOUL by Davis, Darius (P4T10)
GOOD! FT SHOT by Caldwell, Mike	03:01	84-30	H 54	
MISSED FT SHOT by Caldwell, Mike	02:55			
REBOUND (OFF) by Williams, Reco	02:55			
	02:55			SUB IN : Long, Justin
	02:55			SUB IN : Adams, Drew
	02:55			SUB OUT: Ailshie, Tyler
	02:55			SUB OUT: Denison, Adam
TURNOVR by Williams, Reco	02:51			
SUB IN : Perkins, Darrion	02:47			SUB IN : Ellis, Nathan
SUB IN : Edwards, Jerome	02:47			SUB IN : Daniels, Drew
SUB OUT: Williams, Reco	02:47			SUB OUT: Davis, Darius
SUB OUT: Caldwell, Mike	02:47			SUB OUT: Johnson, Juwan
BLOCK by Wiggins, Greg	02:37			MISSED LAYUP by Steele, Derrick
	02:35			REBOUND (OFF) by (TEAM)
REBOUND (DEF) by Wiggins, Greg	01:56			MISSED JUMPER by Long, Justin
	01:48			FOUL by Adams, Drew (P1T11)
MISSED FT SHOT by Embry, Jamaar	01:48			FOUL by Adams, Drew (P2T12)
REBOUND (OFF) by (DEADBALL)	01:48			
GOOD! FT SHOT by Embry, Jamaar	01:48	85-30	H 55	

	01:48	SUB IN : Pritchett, Jeremy
	01:48	SUB OUT: Steele, Derrick
	01:31	TURNOVR by Ellis, Nathan
STEAL by Wiggins, Greg	01:30	
FOUL by Wiggins, Greg (P2T5)	01:12	
TURNOVR by Wiggins, Greg	01:05	
REBOUND (DEF) by (TEAM)	00:39	MISSED 3 PTR by Daniels, Drew

Northeast 85, Dobyns-Bennett 30

Official Basketball Box Score -- 1st Half
Dobyns-Bennett vs Northeast
3/18/10 5:00 PM at Murphy Center (Murfreesboro, TN)

VISITORS: Dobyns-Bennett 22-12

##	Player Name	TOT-FG FG-FGA	3-PT FG-FGA	FT-FTA	REBOUNDS OF	DE	TOT	PF	TP	A	TO	BLK	S	MIN
14	Davis, Darius..... *	1-3	0-0	0-2	0	1	1	2	2	2	3	0	0	16
24	Johnson, Juwan..... *	0-3	0-3	0-0	0	1	1	1	0	0	0	0	0	14
30	Ailshie, Tyler..... *	3-9	1-4	0-1	1	2	3	1	7	0	1	0	0	14
32	Denison, Adam..... *	1-5	1-4	0-0	1	3	4	2	3	0	1	0	0	13
40	Riggs, Ben..... *	0-2	0-0	0-0	0	0	0	2	0	0	2	0	0	8
03	Steele, Derrick.....	2-3	1-1	1-2	0	2	2	0	6	1	1	0	0	13
10	Ellis, Nathan.....	0-0	0-0	0-0	0	0	0	0	0	0	0	0	0	0
12	Daniels, Drew.....	0-0	0-0	0-0	0	0	0	0	0	0	0	0	0	0
20	Pritchett, Jeremy...	0-0	0-0	0-0	0	0	0	0	0	0	0	0	0	0
22	Swafford, Devaun....	0-0	0-0	0-0	0	0	0	0	0	0	1	0	0	2
34	Adams, Drew.....	0-0	0-0	0-0	0	0	0	0	0	0	0	0	0	0
42	Long, Justin.....	0-0	0-0	0-0	0	0	0	0	0	0	0	0	0	0
	TEAM.....				3	3	6							
	Totals.....	7-25	3-12	1-5	5	12	17	8	18	3	9	0	0	80

TOTAL FG% 1st Half: 7-25 28.0%
3-Pt. FG% 1st Half: 3-12 25.0%
F Throw % 1st Half: 1-5 20.0%

HOME TEAM: Northeast 29-2

##	Player Name	TOT-FG FG-FGA	3-PT FG-FGA	FT-FTA	REBOUNDS OF	DE	TOT	PF	TP	A	TO	BLK	S	MIN
05	Edwards, Jerome..... *	0-0	0-0	0-0	0	0	0	0	0	0	0	0	0	11
10	Magee, Greg..... *	0-2	0-0	0-0	3	2	5	2	0	1	0	0	0	14
15	Lane, Kalen..... *	0-0	0-0	0-0	0	0	0	0	0	0	0	0	0	15
22	Johnson, Travis..... *	0-4	0-0	1-2	1	1	2	2	1	1	0	1	0	12
23	James, Telvin..... *	4-9	2-4	2-2	0	3	3	2	12	4	1	0	0	13
04	Perkins, Darrion....	0-0	0-0	0-0	0	0	0	0	0	0	0	0	0	2
12	Purvis, Jeremy.....	3-5	3-5	2-2	0	1	1	1	11	1	0	1	2	0
32	Wiggins, Greg.....	0-0	0-0	0-0	0	0	0	0	0	0	0	0	0	0
33	Caldwell, Mike.....	0-1	0-1	0-0	0	1	1	0	0	0	0	0	1	6
40	Poythress, Alex.....	5-8	1-1	3-4	4	5	9	2	14	0	2	3	1	0
42	Embry, Jamaar.....	0-0	0-0	0-0	0	1	1	1	0	0	2	0	0	5
44	Williams, Reco.....	0-0	0-0	0-2	0	0	0	0	0	0	0	0	0	2
55	Offor, Patrick.....	0-0	0-0	0-0	0	0	0	0	0	0	0	0	0	0
	TEAM.....					2	2							
	Totals.....	12-29	6-11	8-12	8	16	24	10	38	7	5	5	4	80

TOTAL FG% 1st Half: 12-29 41.4%
3-Pt. FG% 1st Half: 6-11 54.5%
F Throw % 1st Half: 8-12 66.7%

Officials: Gerald Pasley, Angilean Clear, Jason Creek
Technical fouls: Dobyns-Bennett-None. Northeast-None.
Attendance:

Score by Periods	1st	2nd
Dobyns-Bennett.....	12	6
Northeast.....	25	13

Official Basketball Box Score -- 2nd Half
Dobyns-Bennett vs Northeast
3/18/10 5:00 PM at Murphy Center (Murfreesboro, TN)

VISITORS: Dobyns-Bennett 22-12

##	Player Name		TOT-FG FG-FGA	3-PT FG-FGA	FT-FTA	REBOUNDS OF	DE	TOT	PF	TP	A	TO	BLK	S	MIN
14	Davis, Darius.....	*	0-4	0-0	0-0	1	0	1	2	0	0	2	0	0	12
24	Johnson, Juwan.....	*	0-2	0-2	2-2	2	0	2	2	2	0	1	0	0	10
30	Ailshie, Tyler.....	*	2-8	0-2	0-0	1	2	3	1	4	1	1	0	0	13
32	Denison, Adam.....	*	0-2	0-1	0-0	0	1	1	2	0	1	2	0	1	9
40	Riggs, Ben.....	*	1-1	0-0	2-3	0	0	0	2	4	0	0	0	0	6
03	Steele, Derrick.....		0-5	0-2	0-0	1	0	1	1	0	0	0	0	0	11
10	Ellis, Nathan.....		0-0	0-0	0-0	0	0	0	0	0	0	1	0	0	3
12	Daniels, Drew.....		0-1	0-1	0-0	0	0	0	0	0	0	0	0	0	3
20	Pritchett, Jeremy...		0-0	0-0	0-0	0	0	0	0	0	0	0	0	0	2
22	Swafford, Devaun....		1-2	0-0	0-0	1	1	2	0	2	0	1	0	0	5
34	Adams, Drew.....		0-0	0-0	0-0	0	0	0	2	0	0	0	0	0	3
42	Long, Justin.....		0-1	0-0	0-0	0	0	0	0	0	0	0	0	0	3
	TEAM.....					3		3							
	Totals.....		4-26	0-8	4-5	9	4	13	12	12	2	8	0	1	80

TOTAL FG% 1st Half: 7-25 28.0% 2nd Half: 4-26 15.4% Game: 21.6%
3-Pt. FG% 1st Half: 3-12 25.0% 2nd Half: 0-8 0.0% Game: 15.0%
F Throw % 1st Half: 1-5 20.0% 2nd Half: 4-5 80.0% Game: 50.0%

HOME TEAM: Northeast 29-2

##	Player Name		TOT-FG FG-FGA	3-PT FG-FGA	FT-FTA	REBOUNDS OF	DE	TOT	PF	TP	A	TO	BLK	S	MIN
05	Edwards, Jerome.....	*	2-2	1-1	3-4	0	1	1	0	8	0	0	0	2	11
10	Magee, Greg.....	*	1-1	0-0	0-0	0	1	1	0	2	0	0	0	1	6
15	Lane, Kalen.....	*	1-2	1-2	0-0	1	0	1	1	3	1	0	0	1	4
22	Johnson, Travis.....	*	1-1	0-0	2-4	3	0	3	1	4	0	0	0	0	6
23	James, Telvin.....	*	3-5	1-1	1-2	1	0	1	0	8	0	0	0	2	6
04	Perkins, Darrion....		0-0	0-0	0-0	0	0	0	0	0	0	0	0	0	3
12	Purvis, Jeremy.....		0-1	0-0	0-0	0	0	0	0	0	1	0	0	0	3
32	Wiggins, Greg.....		1-1	0-0	0-0	0	1	1	2	2	0	1	1	1	10
33	Caldwell, Mike.....		0-0	0-0	1-2	0	2	2	0	1	0	0	0	1	5
40	Poythress, Alex.....		3-4	0-0	0-0	1	0	1	1	6	0	0	0	0	5
42	Embry, Jamaar.....		3-4	0-0	1-5	0	4	4	0	7	1	0	0	0	10
44	Williams, Reco.....		3-3	0-0	0-0	2	1	3	0	6	1	3	0	0	7
55	Offor, Patrick.....		0-0	0-0	0-0	0	0	0	0	0	0	0	0	0	4
	TEAM.....						3	3							
	Totals.....		18-24	3-4	8-17	8	13	21	5	47	4	4	1	8	80

TOTAL FG% 1st Half: 12-29 41.4% 2nd Half: 18-24 75.0% Game: 56.6%
3-Pt. FG% 1st Half: 6-11 54.5% 2nd Half: 3-4 75.0% Game: 60.0%
F Throw % 1st Half: 8-12 66.7% 2nd Half: 8-17 47.1% Game: 55.2%

Officials: Gerald Pasley, Angilean Clear, Jason Creek
Technical fouls: Dobyns-Bennett-None. Northeast-None.
Attendance:

Score by Periods	1st	2nd	3rd	4th
Dobyns-Bennett.....	12	6	8	4
Northeast.....	25	13	34	13

Dobyns-Bennett vs Northeast (3/18/10 - Period 4 00:00)

POINTS OFF TURNOVERS	1	2	3	4	-	Tot
Dobyns-Bennett.....	0	0	0	0	-	0
Northeast.....	6	5	12	4	-	27

POINTS IN PAINT	1	2	3	4	-	Tot
Dobyns-Bennett.....	4	2	4	4	-	14
Northeast.....	6	2	20	6	-	34

2ND CHANCE POINTS	1	2	3	4	-	Tot
Dobyns-Bennett.....	5	0	2	0	-	7
Northeast.....	4	2	7	0	-	13

FAST BREAK POINTS	1	2	3	4	-	Tot
Dobyns-Bennett.....	0	0	0	0	-	0
Northeast.....	2	0	4	0	-	6

BENCH POINTS	1	2	3	4	-	Tot
Dobyns-Bennett.....	0	6	0	2	-	8
Northeast.....	17	8	14	8	-	47

SCORE TIED BY	1	2	3	4	-	Tot
Dobyns-Bennett.....	0	0	0	0	-	0
Northeast.....	0	0	0	0	-	0

LEAD GAINED BY	1	2	3	4	-	Tot
Dobyns-Bennett.....	0	0	0	0	-	0
Northeast.....	0	0	0	0	-	0

2008 Class AAA State Boys' Basketball Tournament

March 12 - March 15, 2008 · Murphy Center - MTSU - Murfreesboro, TN

White Station (23-12) 64
Game 1
Thu. Mar. 13 2:00 PM
Oak Ridge (32-2) 61

Red Bank (26-7) 68
Game 2
Thu. Mar. 13 5:15 PM
Dobyns Bennett (30-3) 62

Siegel (26-11) 63
Game 3
Thu. Mar. 13 7:00 PM
Antioch (26-2) 51

Ridgeway (31-3) 51
Game 4
Thu. Mar. 13 8:45 PM
Clarksville (26-7) 50

White Station 77
Game 5
Fri. Mar. 14 7:00 PM
Red Bank 59

Ridgeway 66
Game 6
Fri. Mar. 14 8:45 PM
Siegel 46

White Station 56
Game 7
Sat. Mar. 15 7:00 PM
Ridgeway 68

Ridgeway
STATE CHAMPION

Dobyns-Bennett vs Red Bank (03/13/08 at Murfreesboro, TN (Murphy Center))

Official Basketball Box Score

Official Basketball Box Score
Dobyns-Bennett vs Red Bank
03/13/08 5:15 PM at Murfreesboro, TN (Murphy Center)

VISITORS: Dobyns-Bennett 30-4

##	Player Name		TOT-FG FG-FGA	3-PT FG-FGA	FT-FTA	REBOUNDS OF	DE	TOT	PF	TP	A	TO	BLK	S	MIN
20	Halvorsen,Todd.....	*	0-7	0-4	2-2	0	3	3	2	2	6	5	0	2	26
22	Sylvester,Justin....	*	1-7	0-3	3-4	1	5	6	2	5	3	7	0	3	27
32	Williams,Jamel.....	*	6-13	1-4	1-2	1	0	1	4	14	4	2	2	2	29
42	Hardy,Marshall.....	*	4-4	0-0	1-1	2	5	7	3	9	0	3	0	0	15
50	Riggs,Darren.....	*	4-4	0-0	1-1	2	2	4	1	9	1	2	0	0	21
10	McGue,Tremell.....		1-2	0-1	0-0	0	0	0	1	2	2	1	0	0	3
24	King,Reed.....		1-1	0-0	0-0	0	1	1	0	2	0	0	0	0	3
30	McConnell,Dustin....		1-2	1-2	0-0	0	1	1	1	3	2	1	0	0	9
34	Edwards,Jordan.....		4-4	0-0	2-2	2	3	5	0	10	1	3	0	0	20
44	Flack,Bronson.....		3-3	0-0	0-0	1	2	3	2	6	0	1	1	0	7
	TEAM.....					1		1							
	Totals.....		25-47	2-14	10-12	10	22	32	16	62	19	25	3	7	160

TOTAL FG% 1st Half: 14-27 51.9% 2nd Half: 11-20 55.0% Game: 53.2% DEADB
3-Pt. FG% 1st Half: 1-10 10.0% 2nd Half: 1-4 25.0% Game: 14.3% REBS
F Throw % 1st Half: 6-8 75.0% 2nd Half: 4-4 100 % Game: 83.3% 0

HOME TEAM: Red Bank 27-7

##	Player Name		TOT-FG FG-FGA	3-PT FG-FGA	FT-FTA	REBOUNDS OF	DE	TOT	PF	TP	A	TO	BLK	S	MIN
01	McDuffie,Dominique..	*	8-11	1-2	1-2	2	7	9	3	18	6	1	2	4	32
20	Clay,Kelvin.....	*	2-8	1-4	4-6	2	2	4	1	9	2	1	0	3	28
23	Benford,Tim.....	*	4-9	1-3	0-2	0	0	0	4	9	1	6	0	5	21
30	Britt,Bradley.....	*	2-5	1-3	2-2	0	1	1	2	7	0	4	0	4	21
50	Mitchell,Jared.....	*	2-2	0-0	4-5	0	1	1	1	8	1	2	0	3	26
14	Ross,Nick.....		5-11	1-4	2-3	3	0	3	0	13	1	1	0	0	16
15	Joshen,Patrick.....		0-0	0-0	0-0	0	0	0	0	0	0	0	0	0	6
22	Maddox,Kerry.....		1-3	0-0	2-2	0	0	0	0	4	0	0	0	0	4
34	Hicks,Danny.....		0-1	0-0	0-0	0	0	0	0	0	0	0	0	0	0
45	Wise,Aaron.....		0-0	0-0	0-0	0	1	1	1	0	0	0	0	0	6
	TEAM.....						2	2							
	Totals.....		24-50	5-16	15-22	7	14	21	12	68	11	15	2	19	160

TOTAL FG% 1st Half: 13-30 43.3% 2nd Half: 11-20 55.0% Game: 48.0% DEADB
3-Pt. FG% 1st Half: 2-9 22.2% 2nd Half: 3-7 42.9% Game: 31.3% REBS
F Throw % 1st Half: 5-7 71.4% 2nd Half: 10-15 66.7% Game: 68.2% 4

Officials: Wes Spurling, Roy Dill, Tom Stinnett
Technical fouls: Dobyns-Bennett-None. Red Bank-None.
Attendance:

Score by Periods	1st	2nd	3rd	4th		Total
Dobyns-Bennett.....	18	17	20	7	-	62
Red Bank.....	16	17	19	16	-	68

Play-by-Play

Play-by-Play
Dobyns-Bennett vs Red Bank
03/13/08 5:15 PM at Murfreesboro, TN (Murphy Center)

1st PERIOD Play-by-Play (Page 1)

HOME TEAM: Red Bank	TIME	SCORE	MAR	VISITORS: Dobyns-Bennett
	07:44	0-2	V 2	GOOD! LAYUP by Riggs,Darren [PNT]
	07:44			ASSIST by Sylvester,Justin
GOOD! JUMPER by Britt,Bradley	07:26	2-2	T 1	
	07:15			TURNOVR by Williams,Jamel
STEAL by McDuffie,Dominique	07:14			
GOOD! 3 PTR by Benford,Tim	07:11	5-2	H 3	
ASSIST by McDuffie,Dominique	07:11			
	06:48			MISSED 3 PTR by Sylvester,Justin
	06:48			REBOUND (OFF) by Hardy,Marshall
	06:45	5-4	H 1	GOOD! JUMPER by Hardy,Marshall [PNT]
MISSED LAYUP by McDuffie,Dominique	06:40			
REBOUND (OFF) by McDuffie,Dominique	06:40			
GOOD! LAYUP by McDuffie,Dominique [PNT]	06:37	7-4	H 3	
GOOD! FT SHOT by McDuffie,Dominique	06:36	8-4	H 4	FOUL by Hardy,Marshall (P1T1)
STEAL by Mitchell,Jared	06:24			TURNOVR by Sylvester,Justin
GOOD! FT SHOT by Clay,Kelvin	06:22	9-4	H 5	FOUL by Hardy,Marshall (P2T2)
MISSED FT SHOT by Clay,Kelvin	06:22			REBOUND (DEF) by Hardy,Marshall
REBOUND (DEF) by McDuffie,Dominique	06:07			MISSED 3 PTR by Halvorsen,Todd

TURNOVR by McDuffie,Dominique	06:00			
	05:59			STEAL by Halvorsen,Todd
	05:57	9-6	H 3	GOOD! LAYUP by Sylvester,Justin [FB/PNT]
	05:57			ASSIST by Halvorsen,Todd
TURNOVR by Benford,Tim	05:47			
	05:47			SUB IN : Edwards,Jordan
	05:47			SUB IN : McGue,Tremell
	05:47			SUB IN : King,Reed
	05:47			SUB IN : McConnell,Dustin
	05:47			SUB IN : Flack,Bronson
	05:47			SUB OUT: Williams,Jamel
	05:47			SUB OUT: Hardy,Marshall
	05:47			SUB OUT: Halvorsen,Todd
	05:47			SUB OUT: Sylvester,Justin
	05:47			SUB OUT: Riggs,Darren
	05:37	9-8	H 1	GOOD! JUMPER by King,Reed
	05:37			ASSIST by McGue,Tremell
MISSED JUMPER by Hicks,Danny	05:02			REBOUND (DEF) by King,Reed
	04:54	9-10	V 1	GOOD! LAYUP by McGue,Tremell [PNT]
MISSED 3 PTR by Benford,Tim	04:34			REBOUND (DEF) by Flack,Bronson
	04:29			TURNOVR by McGue,Tremell
STEAL by Clay,Kelvin	04:28			
MISSED JUMPER by Clay,Kelvin	04:23			BLOCK by Flack,Bronson
	04:22			REBOUND (DEF) by McConnell,Dustin
REBOUND (DEF) by McDuffie,Dominique	04:15			MISSED 3 PTR by McGue,Tremell
MISSED FT SHOT by Mitchell,Jared	04:10			FOUL by McGue,Tremell (P1T3)
REBOUND (OFF) by (DEADBALL)	04:10			
GOOD! FT SHOT by Mitchell,Jared	04:10	10-10	T 2	
SUB IN : Ross,Nick	04:10			SUB IN : Sylvester,Justin
SUB IN : Joshen,Patrick	04:10			SUB IN : Williams,Jamel
SUB OUT: Mitchell,Jared	04:10			SUB OUT: McGue,Tremell
SUB OUT: Clay,Kelvin	04:10			SUB OUT: King,Reed
FOUL by McDuffie,Dominique (P1T1)	04:03			
	03:54	10-12	V 2	GOOD! JUMPER by Flack,Bronson
	03:54			ASSIST by McConnell,Dustin
MISSED 3 PTR by Britt,Bradley	03:45			REBOUND (DEF) by Sylvester,Justin
	03:38			MISSED 3 PTR by Williams,Jamel
	03:38			REBOUND (OFF) by Flack,Bronson
	03:28			TURNOVR by McConnell,Dustin
STEAL by Benford,Tim	03:27			
GOOD! JUMPER by Ross,Nick [PNT]	03:23	12-12	T 3	
ASSIST by Benford,Tim	03:23			
FOUL by Britt,Bradley (P1T2)	03:13	12-13	V 1	GOOD! FT SHOT by Sylvester,Justin
	03:12	12-14	V 2	GOOD! FT SHOT by Sylvester,Justin
SUB IN : Clay,Kelvin	03:12			SUB IN : Riggs,Darren
SUB OUT: Britt,Bradley	03:12			SUB OUT: Flack,Bronson
MISSED JUMPER by Ross,Nick	02:57			REBOUND (DEF) by Sylvester,Justin
	02:50			TURNOVR by Sylvester,Justin
	02:50			SUB IN : Halvorsen,Todd
	02:50			SUB OUT: McConnell,Dustin
MISSED JUMPER by Benford,Tim	02:36			REBOUND (DEF) by Sylvester,Justin
BLOCK by McDuffie,Dominique	02:26			MISSED JUMPER by Williams,Jamel
REBOUND (DEF) by McDuffie,Dominique	02:25			
FOUL by Benford,Tim (P1T3)	02:20			
TURNOVR by Benford,Tim	02:20			
	02:08			TURNOVR by Sylvester,Justin
STEAL by Benford,Tim	02:07			
GOOD! DUNK by McDuffie,Dominique [PNT]	02:06	14-14	T 4	
ASSIST by Clay,Kelvin	02:06			
	01:33	14-16	V 2	GOOD! JUMPER by Edwards,Jordan
	01:33			ASSIST by Halvorsen,Todd
TURNOVR by Benford,Tim	01:21			
	01:19			STEAL by Sylvester,Justin
	01:15	14-18	V 4	GOOD! LAYUP by Williams,Jamel [PNT]
	01:15			ASSIST by Sylvester,Justin
FOUL by Benford,Tim (P2T4)	01:02			
TURNOVR by Benford,Tim	01:02			
SUB IN : Wise,Aaron	01:02			
SUB IN : Mitchell,Jared	01:02			
SUB OUT: Benford,Tim	01:02			
SUB OUT: Ross,Nick	01:02			
	00:45			TURNOVR by Edwards,Jordan
SUB IN : Ross,Nick	00:45			
SUB OUT: Joshen,Patrick	00:45			
MISSED 3 PTR by McDuffie,Dominique	00:16			
REBOUND (OFF) by Ross,Nick	00:16			
GOOD! JUMPER by Ross,Nick [PNT]	00:13	16-18	V 2	
REBOUND (DEF) by (TEAM)	00:02			MISSED 3 PTR by Halvorsen,Todd

Dobyns-Bennett 18, Red Bank 16

2nd PERIOD Play-by-Play (Page 1)

HOME TEAM: Red Bank	TIME	SCORE	MAR	VISITORS: Dobyns-Bennett
SUB IN : Wise,Aaron	08:00			
SUB IN : Ross,Nick	08:00			
SUB OUT: Benford,Tim	08:00			
SUB OUT: Clay,Kelvin	08:00			
MISSED 3 PTR by Ross,Nick	07:57			REBOUND (DEF) by Sylvester,Justin
REBOUND (DEF) by Wise,Aaron	07:43			MISSED 3 PTR by Williams,Jamel
MISSED JUMPER by Ross,Nick	07:34			REBOUND (DEF) by Hardy,Marshall

STEAL by Britt,Bradley	07:28			TURNOVR by Hardy,Marshall
TURNOVR by Britt,Bradley	07:21			
	07:20			STEAL by Sylvester,Justin
	07:17			TURNOVR by Sylvester,Justin
STEAL by Mitchell,Jared	07:16			
GOOD! LAYUP by McDuffie,Dominique [PNT]	07:02	18-18	T 5	
	06:43			MISSED 3 PTR by Sylvester,Justin
	06:43			REBOUND (OFF) by Hardy,Marshall
	06:41	18-20	V 2	GOOD! JUMPER by Hardy,Marshall [PNT]
FOUL by Wise,Aaron (P1T5)	06:41	18-21	V 3	GOOD! FT SHOT by Hardy,Marshall
GOOD! LAYUP by Mitchell,Jared [PNT]	06:28	20-21	V 1	
ASSIST by McDuffie,Dominique	06:28			
REBOUND (DEF) by McDuffie,Dominique	06:06			MISSED 3 PTR by Sylvester,Justin
	05:39			TURNOVR by Halvorsen,Todd
STEAL by Britt,Bradley	05:38			
TURNOVR by Britt,Bradley	05:30			
SUB IN : Clay,Kelvin	05:30			
SUB OUT: Britt,Bradley	05:30			
	05:17	20-23	V 3	GOOD! JUMPER by Hardy,Marshall
	05:17			ASSIST by Halvorsen,Todd
	05:11			FOUL by Sylvester,Justin (P1T4)
	05:11			SUB IN : Flack,Bronson
	05:11			SUB IN : McConnell,Dustin
	05:11			SUB IN : Edwards,Jordan
	05:11			SUB OUT: Hardy,Marshall
	05:11			SUB OUT: Sylvester,Justin
	05:11			SUB OUT: Riggs,Darren
MISSED JUMPER by McDuffie,Dominique	04:55			REBOUND (DEF) by Flack,Bronson
	04:37			TURNOVR by Halvorsen,Todd
STEAL by McDuffie,Dominique	04:36			
MISSED 3 PTR by Clay,Kelvin	04:21			
REBOUND (OFF) by Ross,Nick	04:21			
GOOD! JUMPER by Ross,Nick	04:18	22-23	V 1	
	04:11	22-26	V 4	GOOD! 3 PTR by McConnell,Dustin
	04:11			ASSIST by Williams,Jamel
TURNOVR by Ross,Nick	04:06			
	04:04			STEAL by Halvorsen,Todd
	04:01			MISSED JUMPER by Williams,Jamel
	04:01			REBOUND (OFF) by Edwards,Jordan
	03:59	22-28	V 6	GOOD! JUMPER by Edwards,Jordan [PNT]
TIMEOUT 30sec	03:59			
SUB IN : Maddox,Kerry	03:59			
SUB OUT: Mitchell,Jared	03:59			
	03:57			SUB IN : Riggs,Darren
	03:57			SUB OUT: Flack,Bronson
	03:42			FOUL by Williams,Jamel (P1T5)
MISSED 3 PTR by Ross,Nick	03:31			REBOUND (DEF) by Halvorsen,Todd
	03:04	22-30	V 8	GOOD! JUMPER by Riggs,Darren
	03:04			ASSIST by Williams,Jamel
FOUL by McDuffie,Dominique (P2T6)	03:03	22-31	V 9	GOOD! FT SHOT by Riggs,Darren
SUB IN : Benford,Tim	03:03			SUB IN : Sylvester,Justin
SUB IN : Mitchell,Jared	03:03			SUB OUT: Halvorsen,Todd
SUB IN : Britt,Bradley	03:03			
SUB OUT: Wise,Aaron	03:03			
SUB OUT: Ross,Nick	03:03			
GOOD! 3 PTR by Britt,Bradley	03:00	25-31	V 6	
ASSIST by Clay,Kelvin	03:00			
	02:32			TURNOVR by Halvorsen,Todd
STEAL by McDuffie,Dominique	02:31			
GOOD! JUMPER by Maddox,Kerry	02:26	27-31	V 4	
	02:08			TURNOVR by Riggs,Darren
STEAL by Benford,Tim	02:07			
MISSED 3 PTR by Britt,Bradley	02:02			
REBOUND (OFF) by McDuffie,Dominique	02:02			
GOOD! JUMPER by McDuffie,Dominique [PNT]	02:00	29-31	V 2	
	01:43			TURNOVR by Edwards,Jordan
STEAL by Britt,Bradley	01:39			
GOOD! FT SHOT by Maddox,Kerry	01:36	30-31	V 1	FOUL by Riggs,Darren (P1T6)
GOOD! FT SHOT by Maddox,Kerry	01:36	31-31	T 6	
	01:36			SUB IN : Halvorsen,Todd
	01:36			SUB OUT: McConnell,Dustin
	01:28			MISSED JUMPER by Halvorsen,Todd
	01:28			REBOUND (OFF) by Sylvester,Justin
FOUL by Benford,Tim (P3T7)	01:25	31-32	V 1	GOOD! FT SHOT by Sylvester,Justin
	01:25			MISSED FT SHOT by Sylvester,Justin
	01:25			REBOUND (OFF) by Riggs,Darren
SUB OUT: Benford,Tim	01:25			
REBOUND (DEF) by McDuffie,Dominique	01:22			MISSED JUMPER by Sylvester,Justin
MISSED JUMPER by Maddox,Kerry	01:10			REBOUND (DEF) by Edwards,Jordan
FOUL by Clay,Kelvin (P1T8)	01:07			
	01:05	31-33	V 2	GOOD! FT SHOT by Williams,Jamel
REBOUND (DEF) by Clay,Kelvin	01:05			MISSED FT SHOT by Williams,Jamel
MISSED JUMPER by Maddox,Kerry	00:50			
REBOUND (OFF) by Clay,Kelvin	00:50			
MISSED JUMPER by Clay,Kelvin	00:47			REBOUND (DEF) by Edwards,Jordan
	00:38	31-35	V 4	GOOD! LAYUP by Williams,Jamel [PNT]
	00:38			ASSIST by Halvorsen,Todd
GOOD! LAYUP by McDuffie,Dominique [PNT]	00:05	33-35	V 2	
REBOUND (DEF) by (TEAM)	00:00			MISSED 3 PTR by Williams,Jamel

3rd PERIOD Play-by-Play (Page 1)

HOME TEAM: Red Bank	TIME	SCORE	MAR	VISITORS: Dobyns-Bennett
	07:34			MISSED 3 PTR by Halvorsen,Todd
	07:34			REBOUND (OFF) by Williams,Jamel
	07:30	33-37	V 4	GOOD! LAYUP by Riggs,Darren [PNT]
	07:30			ASSIST by Williams,Jamel
MISSED 3 PTR by Benford,Tim	07:20			REBOUND (DEF) by Sylvester,Justin
	06:59	33-39	V 6	GOOD! LAYUP by Hardy,Marshall [PNT]
	06:59			ASSIST by Riggs,Darren
MISSED JUMPER by Benford,Tim	06:37			REBOUND (DEF) by Hardy,Marshall
REBOUND (DEF) by McDuffie,Dominique	06:27			MISSED JUMPER by Halvorsen,Todd
MISSED 3 PTR by Clay,Kelvin	06:18			REBOUND (DEF) by Hardy,Marshall
	05:42			TURNOVR by Hardy,Marshall
STEAL by Clay,Kelvin	05:40			
	05:38			FOUL by Hardy,Marshall (P3T1)
GOOD! FT SHOT by Clay,Kelvin	05:37	34-39	V 5	
GOOD! FT SHOT by Clay,Kelvin	05:37	35-39	V 4	
	05:37			SUB IN : Edwards,Jordan
	05:37			SUB OUT: Hardy,Marshall
FOUL by McDuffie,Dominique (P3T1)	05:23	35-40	V 5	GOOD! FT SHOT by Halvorsen,Todd
	05:23	35-41	V 6	GOOD! FT SHOT by Halvorsen,Todd
GOOD! LAYUP by McDuffie,Dominique [PNT]	04:59	37-41	V 4	
REBOUND (DEF) by Clay,Kelvin	04:37			MISSED JUMPER by Halvorsen,Todd
GOOD! JUMPER by Benford,Tim	04:30	39-41	V 2	
	04:16	39-43	V 4	GOOD! JUMPER by Williams,Jamel
TURNOVR by Benford,Tim	03:54			
	03:53			STEAL by Williams,Jamel
	03:39	39-45	V 6	GOOD! LAYUP by Williams,Jamel [PNT]
	03:39			ASSIST by Halvorsen,Todd
MISSED JUMPER by Britt,Bradley	03:14			REBOUND (DEF) by Halvorsen,Todd
STEAL by Benford,Tim	03:07			TURNOVR by Halvorsen,Todd
MISSED FT SHOT by Benford,Tim	03:06			FOUL by Halvorsen,Todd (P1T2)
REBOUND (OFF) by (DEADBALL)	03:06			
MISSED FT SHOT by Benford,Tim	03:06			
REBOUND (OFF) by (DEADBALL)	03:06			
SUB IN : Ross,Nick	03:06			SUB IN : Flack,Bronson
SUB OUT: Benford,Tim	03:06			SUB IN : McConnell,Dustin
	03:06			SUB OUT: Halvorsen,Todd
	03:06			SUB OUT: Riggs,Darren
TURNOVR by Mitchell,Jared	03:05			
	03:04			STEAL by Williams,Jamel
	02:59			MISSED JUMPER by Sylvester,Justin
	02:59			REBOUND (OFF) by Edwards,Jordan
FOUL by Mitchell,Jared (P1T2)	02:58	39-46	V 7	GOOD! FT SHOT by Edwards,Jordan
	02:58	39-47	V 8	GOOD! FT SHOT by Edwards,Jordan
GOOD! JUMPER by Mitchell,Jared	02:45	41-47	V 6	
ASSIST by Ross,Nick	02:45			
GOOD! FT SHOT by Mitchell,Jared	02:45	42-47	V 5	FOUL by McConnell,Dustin (P1T3)
	02:38	42-49	V 7	GOOD! LAYUP by Edwards,Jordan [PNT]
	02:38			ASSIST by McConnell,Dustin
GOOD! 3 PTR by McDuffie,Dominique	02:20	45-49	V 4	
REBOUND (DEF) by Mitchell,Jared	02:07			MISSED 3 PTR by McConnell,Dustin
MISSED JUMPER by Clay,Kelvin	01:57			REBOUND (DEF) by Edwards,Jordan
	01:52			TURNOVR by Edwards,Jordan
STEAL by Britt,Bradley	01:51			
FOUL by Britt,Bradley (P2T3)	01:51			
TURNOVR by Britt,Bradley	01:51			
	01:51			SUB IN : Halvorsen,Todd
	01:51			SUB OUT: McConnell,Dustin
	01:31	45-51	V 6	GOOD! JUMPER by Flack,Bronson
	01:31			ASSIST by Halvorsen,Todd
SUB IN : Joshen,Patrick	01:23			
SUB OUT: Britt,Bradley	01:23			
MISSED 3 PTR by Clay,Kelvin	01:20			
REBOUND (OFF) by Ross,Nick	01:20			
GOOD! FT SHOT by Ross,Nick	01:19	46-51	V 5	FOUL by Williams,Jamel (P2T4)
GOOD! FT SHOT by Ross,Nick	01:19	47-51	V 4	
	01:19			SUB IN : McGue,Tremell
	01:19			SUB OUT: Williams,Jamel
	01:09	47-53	V 6	GOOD! JUMPER by Flack,Bronson
	01:09			ASSIST by Sylvester,Justin
MISSED 3 PTR by Ross,Nick	00:55			REBOUND (DEF) by Halvorsen,Todd
	00:46	47-55	V 8	GOOD! LAYUP by Edwards,Jordan [PNT]
	00:46			ASSIST by McGue,Tremell
GOOD! 3 PTR by Clay,Kelvin	00:28	50-55	V 5	
ASSIST by McDuffie,Dominique	00:28			
	00:14			FOUL by Flack,Bronson (P1T5)
	00:14			TURNOVR by Flack,Bronson
GOOD! LAYUP by McDuffie,Dominique [PNT]	00:00	52-55	V 3	
ASSIST by Mitchell,Jared	00:00			
MISSED FT SHOT by McDuffie,Dominique	00:00			FOUL by Flack,Bronson (P2T6)
REBOUND (OFF) by (DEADBALL)	00:00			

Dobyns-Bennett 55, Red Bank 52

4th PERIOD Play-by-Play (Page 1)

HOME TEAM: Red Bank	TIME	SCORE	MAR	VISITORS: Dobyns-Bennett
SUB IN : Ross,Nick	08:00			

SUB IN : Joshen,Patrick	08:00			
SUB OUT: Benford,Tim	08:00			
SUB OUT: Britt,Bradley	08:00			
	07:59			SUB IN : McConnell,Dustin
	07:59			SUB OUT: Sylvester,Justin
GOOD! 3 PTR by Ross,Nick	07:44	55-55	T 7	
ASSIST by McDuffie,Dominique	07:44			
	07:32			MISSED JUMPER by Williams,Jamel
	07:32			REBOUND (OFF) by Riggs,Darren
	07:28			TURNOVR by Riggs,Darren
STEAL by McDuffie,Dominique	07:26			
GOOD! LAYUP by Clay,Kelvin [PNT]	07:22	57-55	H 2	
ASSIST by McDuffie,Dominique	07:22			
	06:52			TURNOVR by Halvorsen,Todd
SUB IN : Benford,Tim	06:52			SUB IN : Sylvester,Justin
SUB OUT: Joshen,Patrick	06:52			SUB OUT: McConnell,Dustin
TIMEOUT 30sec	06:31			
MISSED JUMPER by Ross,Nick	04:39			BLOCK by Williams,Jamel
REBOUND (OFF) by Clay,Kelvin	04:38			
TURNOVR by Mitchell,Jared	04:31			
	04:30			STEAL by Sylvester,Justin
	04:27			TURNOVR by Sylvester,Justin
STEAL by Mitchell,Jared	04:26			
GOOD! LAYUP by Ross,Nick [PNT]	04:20	59-55	H 4	
ASSIST by McDuffie,Dominique	04:20			
MISSED FT SHOT by Ross,Nick	04:20			FOUL by Sylvester,Justin (P2T7)
	04:20			REBOUND (DEF) by Riggs,Darren
	04:12	59-57	H 2	GOOD! LAYUP by Williams,Jamel [PNT]
GOOD! FT SHOT by Mitchell,Jared	04:03	60-57	H 3	FOUL by Halvorsen,Todd (P2T8)
GOOD! FT SHOT by Mitchell,Jared	04:03	61-57	H 4	
BLOCK by McDuffie,Dominique	03:55			MISSED JUMPER by Sylvester,Justin
	03:55			REBOUND (OFF) by (TEAM)
	03:49	61-59	H 2	GOOD! LAYUP by Riggs,Darren [PNT]
	03:49			ASSIST by Williams,Jamel
	03:47			TIMEOUT 30sec
SUB IN : Britt,Bradley	03:47			SUB IN : King,Reed
SUB OUT: Ross,Nick	03:47			SUB OUT: Riggs,Darren
GOOD! JUMPER by Benford,Tim	03:31	63-59	H 4	
REBOUND (DEF) by McDuffie,Dominique	03:13			MISSED 3 PTR by Halvorsen,Todd
	03:08			SUB IN : Edwards,Jordan
	03:08			SUB OUT: King,Reed
TURNOVR by Clay,Kelvin	03:04			
	02:45	63-62	H 1	GOOD! 3 PTR by Williams,Jamel
	02:45			ASSIST by Edwards,Jordan
	02:43			TIMEOUT 30sec
FOUL by Benford,Tim (P4T4)	02:07			
TURNOVR by Benford,Tim	02:07			
	01:54			TURNOVR by Sylvester,Justin
MISSED JUMPER by Benford,Tim	01:21			BLOCK by Williams,Jamel
	01:20			REBOUND (DEF) by Hardy,Marshall
REBOUND (DEF) by Britt,Bradley	01:15			MISSED LAYUP by Williams,Jamel
TURNOVR by Britt,Bradley	00:40			
SUB IN : Maddox,Kerry	00:40			
SUB IN : Ross,Nick	00:40			
SUB OUT: Britt,Bradley	00:40			
SUB OUT: Clay,Kelvin	00:40			
	00:38			TURNOVR by Hardy,Marshall
STEAL by Benford,Tim	00:36			
GOOD! LAYUP by Benford,Tim [PNT]	00:33	65-62	H 3	
	00:22			TURNOVR by Sylvester,Justin
TIMEOUT TEAM	00:22			
SUB IN : Britt,Bradley	00:22			SUB IN : Flack,Bronson
SUB OUT: Maddox,Kerry	00:22			SUB OUT: Edwards,Jordan
GOOD! FT SHOT by Britt,Bradley	00:09	66-62	H 4	FOUL by Williams,Jamel (P3T9)
GOOD! FT SHOT by Britt,Bradley	00:09	67-62	H 5	
SUB IN : Clay,Kelvin	00:09			
SUB OUT: Britt,Bradley	00:09			
STEAL by Clay,Kelvin	00:04			TURNOVR by Williams,Jamel
GOOD! FT SHOT by Clay,Kelvin	00:04	68-62	H 6	FOUL by Williams,Jamel (P4T10)
MISSED FT SHOT by Clay,Kelvin	00:04			REBOUND (DEF) by Riggs,Darren
	00:04			SUB IN : Riggs,Darren
	00:04			SUB IN : McGue,Tremell
	00:04			SUB IN : McConnell,Dustin
	00:04			SUB OUT: Williams,Jamel
	00:04			SUB OUT: Hardy,Marshall
	00:04			SUB OUT: Sylvester,Justin

Red Bank 68, Dobyns-Bennett 62

Official Basketball Box Score -- 1st Half

Official Basketball Box Score -- 1st Half
Dobyns-Bennett vs Red Bank
03/13/08 5:15 PM at Murfreesboro, TN (Murphy Center)

VISITORS: Dobyns-Bennett 30-4

##	Player Name	TOT-FG	3-PT FG-FGA	FT-FTA	REBOUNDS OF	DE	TOT	PF	TP	A	TO	BLK	S	MIN
20	Halvorsen,Todd..... *	0-3	0-2	0-0	0	1	1	0	0	4	3	0	2	11

22 Sylvester,Justin....	*	1-5	0-3	3-4	1	4	5	1	5	2	4	0	2	12
32 Williams,Jamel.....	*	2-7	0-3	1-2	0	0	0	1	5	2	1	0	0	14
42 Hardy,Marshall.....	*	3-3	0-0	1-1	2	2	4	2	7	0	1	0	0	5
50 Riggs,Darren.....	*	2-2	0-0	1-1	1	0	1	1	5	0	1	0	0	12
10 McGue,Tremell.....		1-2	0-1	0-0	0	0	0	1	2	1	1	0	0	2
24 King,Reed.....		1-1	0-0	0-0	0	1	1	0	2	0	0	0	0	2
30 McConnell,Dustin....		1-1	1-1	0-0	0	1	1	0	3	1	1	0	0	7
34 Edwards,Jordan.....		2-2	0-0	0-0	1	2	3	0	4	0	2	0	0	11
44 Flack,Bronson.....		1-1	0-0	0-0	1	2	3	0	2	0	0	1	0	4
TEAM.....														
Totals.....		14-27	1-10	6-8	6	13	19	6	35	10	14	1	4	80

TOTAL FG% 1st Half: 14-27 51.9%
3-Pt. FG% 1st Half: 1-10 10.0%
F Throw % 1st Half: 6-8 75.0%

HOME TEAM: Red Bank 27-7

## Player Name		TOT-FG FG-FGA	3-PT FG-FGA	FT-FTA	REBOUNDS OF	DE	TOT	PF	TP	A	TO	BLK	S	MIN
01 McDuffie,Dominique..	*	5-8	0-1	1-1	2	5	7	2	11	2	1	1	3	16
20 Clay,Kelvin.....	*	0-3	0-1	1-2	1	1	2	1	1	2	0	0	1	13
23 Benford,Tim.....	*	1-3	1-2	0-0	0	0	0	3	3	1	4	0	3	9
30 Britt,Bradley.....	*	2-4	1-3	0-0	0	0	0	1	5	0	2	0	3	11
50 Mitchell,Jared.....	*	1-1	0-0	1-2	0	0	0	0	3	0	0	0	2	10
14 Ross,Nick.....		3-7	0-2	0-0	2	0	2	0	6	0	1	0	0	8
15 Joshen,Patrick.....		0-0	0-0	0-0	0	0	0	0	0	0	0	0	0	3
22 Maddox,Kerry.....		1-3	0-0	2-2	0	0	0	0	4	0	0	0	0	4
34 Hicks,Danny.....		0-1	0-0	0-0	0	0	0	0	0	0	0	0	0	0
45 Wise,Aaron.....		0-0	0-0	0-0	0	1	1	1	0	0	0	0	0	6
TEAM.....						2	2							
Totals.....		13-30	2-9	5-7	5	9	14	8	33	5	8	1	12	80

TOTAL FG% 1st Half: 13-30 43.3%
3-Pt. FG% 1st Half: 2-9 22.2%
F Throw % 1st Half: 5-7 71.4%

Officials: Wes Spurling, Roy Dill, Tom Stinnett
Technical fouls: Dobyns-Bennett-None. Red Bank-None.
Attendance:

Score by Periods	1st	2nd
Dobyns-Bennett.....	18	17
Red Bank.....	16	17

2004 Class AAA State Boys' Basketball Tournament

March 17 - March 20, 2004 · Murphy Center - MTSU - Murfreesboro, TN

Game 1
Thu. Mar. 18 2:00 PM

Wilson Central (28-7)	63
Rhea Co. (28-11)	47

Game 2
Thu. Mar. 18 5:15 PM

White Station (36-2)	81
Dobyns Bennett (25-9)	50

Game 3
Thu. Mar. 18 7:00 PM

Bradley Central (30-3)	61
Clinton (26-10)	46

Game 4
Thu. Mar. 18 8:45 PM

Glencliff (26-6)	55
J. North Side (27-2)	77

Game 5
Fri. Mar. 19 7:00 PM

Wilson Central	54
White Station	71

Game 6
Fri. Mar. 19 8:45 PM

Bradley Central	58
J. North Side	61

Game 7
Sat. Mar. 20 7:00 PM

White Station	82
J. North Side	71

White Station
STATE CHAMPION

Official Basketball Box Score
White Station Spartans vs Dobyns Bennett Indians
3/18/04 5:15 PM at Murfreesboro, TN

VISITORS: White Station Spartans 37-2

##	Player Name		TOT-FG FG-FGA	3-PT FG-FGA	FT-FTA	REBOUNDS OF	DE	TOT	PF	TP	A	TO	BLK	S	MIN
00	Cunningham, Colin...	*	3-4	1-2	0-0	1	2	3	2	7	3	2	1	4	23
03	Pigram, Cortney.....	*	3-12	1-7	4-5	1	1	2	1	11	3	0	1	6	23
11	Ervin, Riley.....	*	7-12	3-5	3-3	3	3	6	1	20	5	2	0	2	22
30	Prince, JP.....	*	10-14	0-1	0-0	5	2	7	2	20	4	3	1	3	23
50	Schall, Taylor.....	*	5-9	0-0	2-2	1	2	3	1	12	2	1	1	2	23
10	Hilgeman, David.....		1-1	0-0	0-0	0	1	1	2	2	1	1	0	0	9
32	Jones, Maurice.....		1-4	0-0	0-2	0	2	2	3	2	0	1	0	0	9
34	Bynam, DeAndre.....		1-3	0-1	0-0	0	0	0	2	2	0	0	0	1	6
40	Lott, Stuart.....		1-1	0-0	0-0	0	1	1	0	2	0	0	0	0	9
44	Williams, Chris.....		1-5	0-0	1-2	1	4	5	4	3	0	3	0	0	11
55	Jones, Marcus.....		0-0	0-0	0-0	0	0	0	1	0	0	0	0	0	2
	TEAM.....					1	1	2							
	Totals.....		33-65	5-16	10-14	13	19	32	19	81	18	13	4	18	160

TOTAL FG% 1st Half: 16-37 43.2% 2nd Half: 17-28 60.7% Game: 50.8% DEADB
3-Pt. FG% 1st Half: 3-11 27.3% 2nd Half: 2-5 40.0% Game: 31.3% REBS
F Throw % 1st Half: 6-8 75.0% 2nd Half: 4-6 66.7% Game: 71.4% 1

HOME TEAM: Dobyns Bennett Indians 25-10

##	Player Name		TOT-FG FG-FGA	3-PT FG-FGA	FT-FTA	REBOUNDS OF	DE	TOT	PF	TP	A	TO	BLK	S	MIN
14	Blackwell, Ryan.....	*	1-7	0-4	2-3	1	1	2	1	4	1	3	0	2	21
20	Throp, Walker.....	*	1-4	1-4	0-0	0	5	5	3	3	2	3	0	0	30
30	Morrison, Jeff.....	*	2-8	0-1	4-4	2	3	5	0	8	2	4	1	1	25
32	Begley, David.....	*	4-8	0-0	3-3	3	1	4	1	11	0	4	0	0	22
50	Harrison, Thomas....	*	4-8	0-1	2-2	2	5	7	2	10	3	7	2	0	29
03	McConnell, Donovan..		0-0	0-0	0-0	0	0	0	0	0	0	0	0	0	0+
10	Creech, Jamie.....		1-6	0-1	2-5	1	2	3	3	4	2	4	0	0	14
12	Sylvester, Chad.....		1-1	0-0	2-2	0	0	0	0	4	1	1	0	0	5
24	Hayes, Darrell.....		1-1	1-1	0-0	0	1	1	0	3	1	0	0	0	1
34	Scalf, EJ.....		0-0	0-0	0-0	0	0	0	0	0	0	0	0	0	0+
40	Bigham, Brett.....		0-0	0-0	0-0	0	0	0	0	0	0	0	0	0	1
42	Tritapoe, Phillip...		1-1	0-0	0-1	1	1	2	2	2	0	0	0	0	8
44	Backus, Jordan.....		0-0	0-0	1-2	0	0	0	0	1	0	0	0	0	1
52	Powell, Reid.....		0-0	0-0	0-0	0	2	2	0	0	0	0	0	0	3
	TEAM.....					1	1	2							
	Totals.....		16-44	2-12	16-22	11	22	33	12	50	12	26	3	3	160

TOTAL FG% 1st Half: 9-21 42.9% 2nd Half: 7-23 30.4% Game: 36.4% DEADB
3-Pt. FG% 1st Half: 1-4 25.0% 2nd Half: 1-8 12.5% Game: 16.7% REBS
F Throw % 1st Half: 6-10 60.0% 2nd Half: 10-12 83.3% Game: 72.7% 4

Officials:
Technical fouls: White Station Spartans-None. Dobyns Bennett Indians-None.
Attendance:

Score by Periods	1st	2nd	3rd	4th		Total
White Station Spartans.....	17	24	19	21	-	81
Dobyns Bennett Indians.....	12	13	9	16	-	50

Play-By-Play
White Station Spartans vs Dobyns Bennett Indians
3/18/04 5:15 PM at Murfreesboro, TN

1st PERIOD Play-by-Play (Page 1)

HOME TEAM: Dobyns Bennett India	TIME	SCORE	MAR	VISITORS: White Station Sparta
	07:46			TURNOVR by Schall, Taylor
STEAL by Blackwell, Ryan	07:46			
MISSED JUMPER by Harrison, Thomas	07:09			
	07:09			BLOCK by Cunningham, Colin
	07:05			REBOUND (DEF) by Cunningham, Colin
	07:01			MISSED JUMPER by Ervin, Riley
	07:01			REBOUND (OFF) by Prince, JP
	06:56	0-2	V 2	GOOD! TIP-IN by Prince, JP [PNT]
TIMEOUT 30sec	06:52			
MISSED JUMPER by Morrison, Jeff	06:38			
	06:38			BLOCK by Pigram, Cortney
REBOUND (OFF) by Morrison, Jeff	06:35			
TURNOVR by Morrison, Jeff	06:33			
	06:32			STEAL by Prince, JP
	06:29	0-4	V 4	GOOD! DUNK by Prince, JP [PNT]
TURNOVR by Morrison, Jeff	06:22			
	06:21			STEAL by Ervin, Riley
	06:19			MISSED 3 PTR by Pigram, Cortney
	06:19			REBOUND (OFF) by Cunningham, Colin
	06:15	0-6	V 6	GOOD! TIP-IN by Cunningham, Colin [PNT]
TURNOVR by Harrison, Thomas	06:11			
	06:09			STEAL by Cunningham, Colin
	06:07			MISSED 3 PTR by Pigram, Cortney
REBOUND (DEF) by Throp, Walker	06:07			
MISSED LAYUP by Blackwell, Ryan	05:59			
REBOUND (OFF) by Blackwell, Ryan	05:59			
TURNOVR by Begley, David	05:46			
	05:45			STEAL by Prince, JP
	05:41			MISSED 3 PTR by Ervin, Riley
	05:41			REBOUND (OFF) by Prince, JP
	05:36	0-8	V 8	GOOD! LAYUP by Prince, JP [PNT]
	05:26			FOUL by Schall, Taylor
GOOD! LAYUP by Tritapoe, Phillip [PNT]	05:18	2-8	V 6	
ASSIST by Harrison, Thomas	05:18			
FOUL by Tritapoe, Phillip	05:03			
	04:58	2-10	V 8	GOOD! JUMPER by Prince, JP
	04:58			ASSIST by Ervin, Riley
TURNOVR by Creech, Jamie	04:16			
	04:16			STEAL by Pigram, Cortney
	04:12			TURNOVR by Prince, JP
GOOD! LAYUP by Harrison, Thomas [PNT]	03:58	4-10	V 6	
ASSIST by Throp, Walker	03:58			
	03:42			MISSED JUMPER by Schall, Taylor
	03:42			REBOUND (OFF) by Ervin, Riley
	03:36			MISSED LAYUP by Ervin, Riley
BLOCK by Harrison, Thomas	03:36			
REBOUND (DEF) by (TEAM)	03:36			
	03:35			FOUL by Pigram, Cortney
TURNOVR by Blackwell, Ryan	03:20			
	03:11	4-12	V 8	GOOD! LAYUP by Prince, JP [PNT]
	03:11			ASSIST by Ervin, Riley
GOOD! JUMPER by Begley, David [PNT]	02:46	6-12	V 6	
ASSIST by Creech, Jamie	02:46			
FOUL by Throp, Walker	02:37			
	02:37	6-13	V 7	GOOD! FT SHOT by Pigram, Cortney
	02:37	6-14	V 8	GOOD! FT SHOT by Pigram, Cortney
	02:37			MISSED FT SHOT by Pigram, Cortney
REBOUND (DEF) by Harrison, Thomas	02:37			
	02:30			FOUL by Cunningham, Colin
MISSED JUMPER by Begley, David	02:20			
	02:20			REBOUND (DEF) by Williams, Chris
	02:18			TURNOVR by Williams, Chris
MISSED JUMPER by Creech, Jamie	02:16			
	02:16			REBOUND (DEF) by Hilgeman, David
	02:02			TURNOVR by Jones, Maurice
GOOD! 3 PTR by Throp, Walker	01:55	9-14	V 5	
ASSIST by Creech, Jamie	01:55			
	01:41			MISSED JUMPER by Williams, Chris
REBOUND (DEF) by Throp, Walker	01:41			

TURNOVR by Blackwell, Ryan	01:32			
	01:31			STEAL by Bynam, DeAndre
FOUL by Blackwell, Ryan	01:24			
	01:21			MISSED JUMPER by Jones, Maurice
BLOCK by Harrison, Thomas	01:21			
	01:20			REBOUND (OFF) by (TEAM)
FOUL by Creech, Jamie	01:14			
FOUL by Tritapoe, Phillip	00:56			
	00:56			FOUL by Williams, Chris
	00:56			TURNOVR by Williams, Chris
	00:47			FOUL by Jones, Maurice
MISSED FT SHOT by Creech, Jamie	00:47			
REBOUND (OFF) by (DEADBALL)	00:47			
GOOD! FT SHOT by Creech, Jamie	00:47	10-14	V 4	
	00:37			MISSED 3 PTR by Pigram, Cortney
	00:37			REBOUND (OFF) by Prince, JP
	00:34			MISSED JUMPER by Prince, JP
REBOUND (DEF) by Creech, Jamie	00:34			
TURNOVR by Begley, David	00:30			
	00:20	10-17	V 7	GOOD! 3 PTR by Ervin, Riley
	00:20			ASSIST by Prince, JP
GOOD! LAYUP by Begley, David [PNT]	00:07	12-17	V 5	
ASSIST by Morrison, Jeff	00:07			
	00:00			MISSED JUMPER by Schall, Taylor
REBOUND (DEF) by Throp, Walker	00:00			

White Station Spartans 17, Dobyns Bennett Indians 12

2nd PERIOD Play-by-Play (Page 1)

HOME TEAM: Dobyns Bennett India	TIME	SCORE	MAR	VISITORS: White Station Sparta
MISSED LAYUP by Begley, David	07:52			
	07:52			BLOCK by Prince, JP
REBOUND (OFF) by (TEAM)	07:52			
GOOD! LAYUP by Morrison, Jeff [PNT]	07:38	14-17	V 3	
	07:27	14-19	V 5	GOOD! JUMPER by Schall, Taylor
MISSED 3 PTR by Throp, Walker	07:12			
	07:12			REBOUND (DEF) by Ervin, Riley
	07:03			MISSED 3 PTR by Prince, JP
REBOUND (DEF) by Morrison, Jeff	07:03			
GOOD! LAYUP by Harrison, Thomas [PNT]	06:56	16-19	V 3	
ASSIST by Morrison, Jeff	06:56			
	06:38	16-21	V 5	GOOD! LAYUP by Prince, JP [PNT]
	06:38			ASSIST by Schall, Taylor
TURNOVR by Throp, Walker	06:26			
	06:16			MISSED JUMPER by Schall, Taylor
	06:16			REBOUND (OFF) by Ervin, Riley
	05:57	16-23	V 7	GOOD! JUMPER by Ervin, Riley
FOUL by Harrison, Thomas	05:55			
TURNOVR by Harrison, Thomas	05:55			
	05:54	16-25	V 9	GOOD! LAYUP by Ervin, Riley [PNT]
	05:54			ASSIST by Pigram, Cortney
TURNOVR by Begley, David	05:51			
	05:50			STEAL by Cunningham, Colin
	05:48	16-27	V 11	GOOD! DUNK by Prince, JP [PNT]
	05:48			ASSIST by Pigram, Cortney
TURNOVR by Creech, Jamie	05:22			
	05:22			STEAL by Cunningham, Colin
	05:20			FOUL by Cunningham, Colin
	05:20			TURNOVR by Cunningham, Colin
GOOD! LAYUP by Morrison, Jeff [PNT]	05:19	18-27	V 9	
ASSIST by Harrison, Thomas	05:19			
	05:11	18-30	V 12	GOOD! 3 PTR by Cunningham, Colin
	05:11			ASSIST by Ervin, Riley
MISSED 3 PTR by Blackwell, Ryan	04:48			
	04:48			REBOUND (DEF) by (TEAM)
	04:32	18-33	V 15	GOOD! 3 PTR by Ervin, Riley
	04:32			ASSIST by Cunningham, Colin
FOUL by Creech, Jamie	04:32			
	04:32	18-34	V 16	GOOD! FT SHOT by Ervin, Riley
TURNOVR by Sylvester, Chad	04:26			
	04:24			STEAL by Ervin, Riley
	04:19			MISSED DUNK by Prince, JP
REBOUND (DEF) by Throp, Walker	04:19			
TURNOVR by Harrison, Thomas	03:52			
	03:51			STEAL by Cunningham, Colin

	03:46			MISSED 3 PTR by Ervin, Riley
REBOUND (DEF) by Harrison, Thomas	03:46			
	03:38			FOUL by Jones, Maurice
GOOD! FT SHOT by Morrison, Jeff	03:38	19-34	V 15	
GOOD! FT SHOT by Morrison, Jeff	03:38	20-34	V 14	
	03:26			MISSED LAYUP by Pigram, Cortney
REBOUND (DEF) by Harrison, Thomas	03:26			
MISSED LAYUP by Creech, Jamie	03:21			
REBOUND (OFF) by Tritapoe, Phillip	03:21			
MISSED JUMPER by Creech, Jamie	03:16			
REBOUND (OFF) by Harrison, Thomas	03:16			
MISSED JUMPER by Creech, Jamie	03:11			
	03:11			REBOUND (DEF) by Jones, Maurice
	03:03			MISSED 3 PTR by Pigram, Cortney
	03:03			REBOUND (OFF) by Pigram, Cortney
	02:57	20-36	V 16	GOOD! DUNK by Prince, JP [PNT]
	02:57			ASSIST by Pigram, Cortney
	02:44			FOUL by Jones, Maurice
GOOD! FT SHOT by Blackwell, Ryan	02:44	21-36	V 15	
MISSED FT SHOT by Blackwell, Ryan	02:44			
	02:44			REBOUND (DEF) by Williams, Chris
	02:27			TURNOVR by Ervin, Riley
	02:17			FOUL by Hilgeman, David
MISSED FT SHOT by Tritapoe, Phillip	02:15			
REBOUND (OFF) by (DEADBALL)	02:15			
GOOD! FT SHOT by Blackwell, Ryan	02:15	22-36	V 14	
	02:00			MISSED JUMPER by Williams, Chris
	02:00			REBOUND (OFF) by Prince, JP
	01:56			MISSED JUMPER by Prince, JP
REBOUND (DEF) by Throp, Walker	01:56			
MISSED 3 PTR by Blackwell, Ryan	01:39			
	01:39			REBOUND (DEF) by Prince, JP
FOUL by Begley, David	01:30			
	01:30	22-37	V 15	GOOD! FT SHOT by Williams, Chris
	01:30			MISSED FT SHOT by Williams, Chris
REBOUND (DEF) by Harrison, Thomas	01:30			
TURNOVR by Harrison, Thomas	01:25			
	01:25			STEAL by Pigram, Cortney
	01:23	22-39	V 17	GOOD! LAYUP by Pigram, Cortney [PNT]
GOOD! LAYUP by Harrison, Thomas [PNT]	01:03	24-39	V 15	
ASSIST by Throp, Walker	01:03			
	00:34			MISSED JUMPER by Pigram, Cortney
REBOUND (DEF) by Morrison, Jeff	00:34			
TURNOVR by Morrison, Jeff	00:15			
	00:14			STEAL by Pigram, Cortney
FOUL by Throp, Walker	00:07			
	00:07	24-40	V 16	GOOD! FT SHOT by Pigram, Cortney
	00:07	24-41	V 17	GOOD! FT SHOT by Pigram, Cortney
	00:04			FOUL by Williams, Chris
MISSED FT SHOT by Creech, Jamie	00:03			
REBOUND (OFF) by (DEADBALL)	00:03			
GOOD! FT SHOT by Creech, Jamie	00:03	25-41	V 16	
	00:00			MISSED 3 PTR by Bynam, DeAndre
REBOUND (DEF) by Powell, Reid	00:00			

White Station Spartans 41, Dobyns Bennett Indians 25

3rd PERIOD Play-by-Play (Page 1)

HOME TEAM: Dobyns Bennett India	TIME	SCORE	MAR	VISITORS: White Station Sparta
	07:44	25-43	V 18	GOOD! JUMPER by Schall, Taylor [PNT]
	07:44			ASSIST by Cunningham, Colin
MISSED 3 PTR by Harrison, Thomas	07:30			
REBOUND (OFF) by Begley, David	07:30			
MISSED LAYUP by Harrison, Thomas	07:26			
	07:26			REBOUND (DEF) by Schall, Taylor
	07:11			MISSED JUMPER by Ervin, Riley
	07:11			REBOUND (OFF) by Ervin, Riley
FOUL by Harrison, Thomas	07:06			
	07:06	25-44	V 19	GOOD! FT SHOT by Ervin, Riley
	07:06	25-45	V 20	GOOD! FT SHOT by Ervin, Riley
MISSED JUMPER by Begley, David	06:53			
	06:53			REBOUND (DEF) by Pigram, Cortney
	06:39	25-47	V 22	GOOD! JUMPER by Cunningham, Colin
	06:39			ASSIST by Prince, JP
TURNOVR by Harrison, Thomas	06:27			

	06:26			STEAL by Pigram, Cortney
	06:22			TURNOVR by Cunningham, Colin
TURNOVR by Throp, Walker	06:03			
	06:02			STEAL by Prince, JP
FOUL by Throp, Walker	05:59			
	05:59	25-48	V 23	GOOD! FT SHOT by Schall, Taylor
	05:59	25-49	V 24	GOOD! FT SHOT by Schall, Taylor
MISSED JUMPER by Begley, David	05:27			
REBOUND (OFF) by Begley, David	05:27			
TURNOVR by Begley, David	05:24			
	05:14	25-51	V 26	GOOD! JUMPER by Schall, Taylor [PNT]
TURNOVR by Harrison, Thomas	04:55			
	04:49			FOUL by Ervin, Riley
	04:49			TURNOVR by Ervin, Riley
TIMEOUT 30sec	04:49			
MISSED JUMPER by Morrison, Jeff	04:33			
REBOUND (OFF) by Harrison, Thomas	04:33			
	04:15			MISSED LAYUP by Pigram, Cortney
REBOUND (DEF) by Tritapoe, Phillip	04:15			
TURNOVR by Harrison, Thomas	04:09			
	04:08			STEAL by Pigram, Cortney
	04:04	25-54	V 29	GOOD! 3 PTR by Ervin, Riley
	04:04			ASSIST by Cunningham, Colin
TURNOVR by Creech, Jamie	03:51			
	03:50			STEAL by Schall, Taylor
	03:49	25-56	V 31	GOOD! LAYUP by Pigram, Cortney [PNT]
	03:49			ASSIST by Prince, JP
TURNOVR by Creech, Jamie	03:33			
	03:32			STEAL by Pigram, Cortney
	03:29			TURNOVR by Prince, JP
	03:19			FOUL by Bynam, DeAndre
GOOD! LAYUP by Begley, David [PNT]	03:13	27-56	V 29	
ASSIST by Harrison, Thomas	03:13			
	03:06			FOUL by Hilgeman, David
GOOD! FT SHOT by Begley, David	03:06	28-56	V 28	
	02:53			MISSED JUMPER by Jones, Maurice
REBOUND (DEF) by Morrison, Jeff	02:53			
MISSED JUMPER by Morrison, Jeff	02:26			
	02:26			REBOUND (DEF) by Williams, Chris
	02:14			MISSED JUMPER by Bynam, DeAndre
REBOUND (DEF) by Blackwell, Ryan	02:14			
	02:08			FOUL by Williams, Chris
GOOD! FT SHOT by Morrison, Jeff	02:08	29-56	V 27	
GOOD! FT SHOT by Morrison, Jeff	02:08	30-56	V 26	
	01:52	30-58	V 28	GOOD! JUMPER by Jones, Maurice [PNT]
MISSED 3 PTR by Throp, Walker	01:36			
REBOUND (OFF) by Begley, David	01:36			
	01:33			FOUL by Bynam, DeAndre
	01:27			FOUL by Williams, Chris
GOOD! FT SHOT by Begley, David	01:24	31-58	V 27	
GOOD! FT SHOT by Begley, David	01:24	32-58	V 26	
FOUL by Creech, Jamie	01:20			
	01:20			MISSED FT SHOT by Jones, Maurice
	01:20			REBOUND (OFF) by (DEADBALL)
	01:20			MISSED FT SHOT by Jones, Maurice
REBOUND (DEF) by Harrison, Thomas	01:20			
MISSED 3 PTR by Blackwell, Ryan	00:58			
REBOUND (OFF) by Creech, Jamie	00:58			
	00:57			FOUL by Jones, Marcus
GOOD! FT SHOT by Harrison, Thomas	00:57	33-58	V 25	
GOOD! FT SHOT by Harrison, Thomas	00:57	34-58	V 24	
	00:50	34-60	V 26	GOOD! JUMPER by Lott, Stuart
	00:50			ASSIST by Hilgeman, David
TURNOVR by Morrison, Jeff	00:43			
	00:30			TURNOVR by Hilgeman, David
STEAL by Morrison, Jeff	00:29			
MISSED 3 PTR by Throp, Walker	00:02			
	00:02			REBOUND (DEF) by Lott, Stuart

White Station Spartans 60, Dobyns Bennett Indians 34

4th PERIOD Play-by-Play (Page 1)

HOME TEAM: Dobyns Bennett India	TIME	SCORE	MAR	VISITORS: White Station Sparta
MISSED 3 PTR by Creech, Jamie	07:38			
	07:38			REBOUND (DEF) by Schall, Taylor

	07:19	34-62	V 28	GOOD! JUMPER by Schall, Taylor
	07:19			ASSIST by Ervin, Riley
MISSED JUMPER by Morrison, Jeff	07:03			
REBOUND (OFF) by Morrison, Jeff	07:03			
MISSED JUMPER by Morrison, Jeff	06:59			
	06:59			BLOCK by Schall, Taylor
	06:58			REBOUND (DEF) by Ervin, Riley
	06:50	34-64	V 30	GOOD! JUMPER by Schall, Taylor [PNT]
	06:50			ASSIST by Ervin, Riley
GOOD! JUMPER by Creech, Jamie	06:19	36-64	V 28	
	06:08			MISSED JUMPER by Schall, Taylor
	06:08			REBOUND (OFF) by Schall, Taylor
	06:03			MISSED 3 PTR by Pigram, Cortney
REBOUND (DEF) by Creech, Jamie	06:03			
TURNOVR by Throp, Walker	05:59			
	05:44	36-67	V 31	GOOD! 3 PTR by Pigram, Cortney
	05:44			ASSIST by Prince, JP
MISSED 3 PTR by Blackwell, Ryan	05:24			
	05:24			REBOUND (DEF) by Ervin, Riley
	05:18			MISSED 3 PTR by Pigram, Cortney
REBOUND (DEF) by Begley, David	05:18			
GOOD! JUMPER by Blackwell, Ryan [PNT]	04:59	38-67	V 29	
	04:51	38-69	V 31	GOOD! JUMPER by Ervin, Riley [PNT]
GOOD! JUMPER by Begley, David	04:33	40-69	V 29	
ASSIST by Blackwell, Ryan	04:33			
	04:17			MISSED 3 PTR by Cunningham, Colin
BLOCK by Morrison, Jeff	04:17			
	04:15			REBOUND (OFF) by Prince, JP
	04:14	40-71	V 31	GOOD! LAYUP by Prince, JP [PNT]
MISSED 3 PTR by Morrison, Jeff	04:07			
	04:07			REBOUND (DEF) by Cunningham, Colin
	03:53	40-73	V 33	GOOD! LAYUP by Ervin, Riley [PNT]
TIMEOUT TEAM	03:42			
GOOD! JUMPER by Harrison, Thomas [PNT]	03:37	42-73	V 31	
	03:07	42-75	V 33	GOOD! LAYUP by Williams, Chris [PNT]
	03:07			ASSIST by Schall, Taylor
	02:55			FOUL by Prince, JP
MISSED FT SHOT by Creech, Jamie	02:55			
	02:55			REBOUND (DEF) by Prince, JP
	02:53			TURNOVR by Prince, JP
MISSED JUMPER by Blackwell, Ryan	02:25			
	02:25			REBOUND (DEF) by Jones, Maurice
	02:00			MISSED JUMPER by Jones, Maurice
REBOUND (DEF) by Powell, Reid	02:00			
MISSED LAYUP by Harrison, Thomas	01:47			
	01:47			REBOUND (DEF) by Williams, Chris
	01:42			TURNOVR by Williams, Chris
STEAL by Blackwell, Ryan	01:41			
TURNOVR by Blackwell, Ryan	01:38			
	01:37			STEAL by Schall, Taylor
	01:30	42-77	V 35	GOOD! LAYUP by Prince, JP [PNT]
	01:22			FOUL by Prince, JP
GOOD! FT SHOT by Sylvester, Chad	01:22	43-77	V 34	
GOOD! FT SHOT by Sylvester, Chad	01:22	44-77	V 33	
	01:08	44-79	V 35	GOOD! JUMPER by Bynam, DeAndre [PNT]
GOOD! 3 PTR by Hayes, Darrell	00:56	47-79	V 32	
ASSIST by Sylvester, Chad	00:53			
	00:33			MISSED LAYUP by Williams, Chris
	00:33			REBOUND (OFF) by Williams, Chris
	00:31			MISSED JUMPER by Williams, Chris
REBOUND (DEF) by Hayes, Darrell	00:31			
GOOD! JUMPER by Sylvester, Chad	00:23	49-79	V 30	
ASSIST by Hayes, Darrell	00:23			
TIMEOUT 30sec	00:22			
	00:07	49-81	V 32	GOOD! JUMPER by Hilgeman, David [PNT]
MISSED FT SHOT by Backus, Jordan	00:01			
REBOUND (OFF) by (DEADBALL)	00:01			
GOOD! FT SHOT by Backus, Jordan	00:01	50-81	V 31	

White Station Spartans 81, Dobyns Bennett Indians 50

White Station Spartans vs Dobyns Bennett Indians (3/18/04 - Period 4 00:00)

POINTS OFF TURNOVERS	1	2	3	4	- Tot
White Station Spartans..	11	10	9	5	- 35
Dobyns Bennett Indians..	6	3	3	0	- 12

POINTS IN PAINT	1	2	3	4	- Tot
White Station Spartans..	10	10	8	16	- 44
Dobyns Bennett Indians..	8	8	2	4	- 22

2ND CHANCE POINTS	1	2	3	4	- Tot
White Station Spartans..	6	4	2	2	- 14
Dobyns Bennett Indians..	0	2	4	0	- 6

FAST BREAK POINTS	1	2	3	4	- Tot
White Station Spartans..	0	0	0	0	- 0
Dobyns Bennett Indians..	0	0	0	0	- 0

BENCH POINTS	1	2	3	4	- Tot
White Station Spartans..	0	1	4	6	- 11
Dobyns Bennett Indians..	3	1	0	10	- 14

SCORE TIED BY	1	2	3	4	- Tot
White Station Spartans..	0	0	0	0	- 0
Dobyns Bennett Indians..	0	0	0	0	- 0

LEAD GAINED BY	1	2	3	4	- Tot
White Station Spartans..	0	0	0	0	- 0
Dobyns Bennett Indians..	0	0	0	0	- 0

2003 Class AAA State Boys' Basketball Tournament

March 19 - March 22, 2003 · Murphy Center - MTSU - Murfreesboro, TN

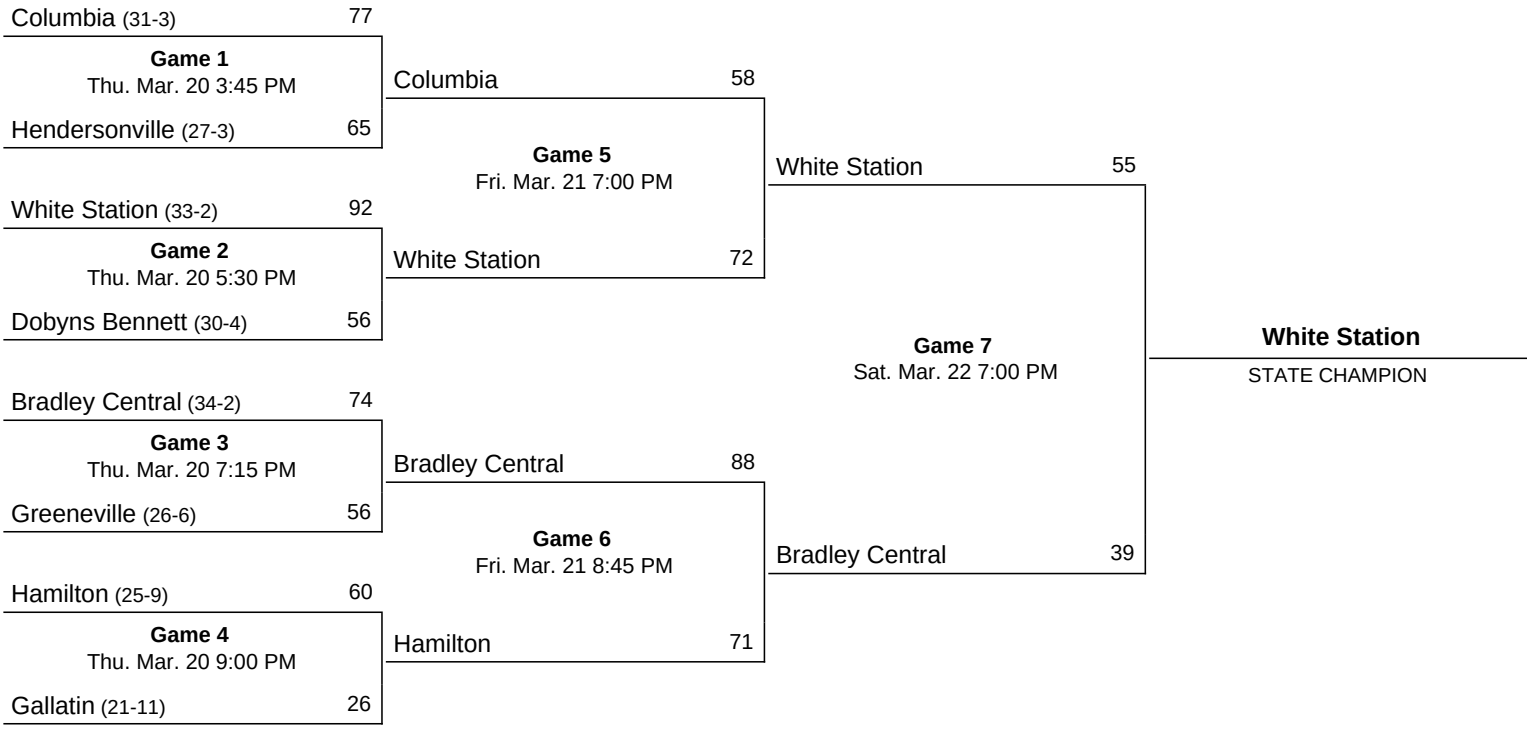

Official Basketball Box Score
White Station Spartans vs Dobyns Bennett Indians
03/20/03 5:30 p.m. at Murfreesboro, Tenn. - Murphy Center

VISITORS: White Station Spartans 34-2

##	Player Name		TOT-FG FG-FGA	3-PT FG-FGA	FT-FTA	REBOUNDS OF	DE	TOT	PF	TP	A	TO	BLK	S	MIN
00	Pattman, Leon.....	*	4-8	2-3	2-3	2	2	4	2	12	1	3	0	0	15
15	Ball, Johnathan.....	*	4-7	1-2	2-2	2	1	3	0	11	1	0	2	2	15
23	Bradshaw, Dane.....	*	6-8	0-0	0-1	3	4	7	2	12	3	0	0	3	15
32	Strong, Travis.....	*	3-9	1-1	0-0	2	1	3	0	7	0	0	0	2	15
34	Marion, Quinton.....	*	2-8	0-1	0-0	4	2	6	2	4	1	0	0	0	15
03	Pigram, Courtney....		5-7	4-6	0-0	0	3	3	1	14	2	2	0	1	13
10	Hilgeman, David.....		0-0	0-0	0-0	0	2	2	1	0	0	0	0	0	4
11	Ervin, Reiley.....		2-5	1-2	3-3	1	0	1	0	8	2	1	0	1	12
30	Prince, JP.....		2-5	0-0	0-0	1	1	2	2	4	3	3	1	4	13
33	Gatewood, Curtis....		1-3	0-0	0-1	1	3	4	1	2	0	0	0	1	13
40	Lott, Stuart.....		0-1	0-0	0-0	0	0	0	0	0	0	1	0	0	4
44	Williams, Chris.....		1-3	0-0	0-0	0	0	0	1	2	0	1	0	0	4
50	Schall, Taylor.....		7-8	0-0	0-1	3	0	3	2	14	0	0	1	0	13
55	Cunningham, Colin...		1-4	0-2	0-0	0	1	1	0	2	1	0	0	1	9
	TEAM.....					2	1	3							
	Totals.....		38-76	9-17	7-11	21	21	42	14	92	14	11	4	15	160

TOTAL FG% 1st Half: 16-34 47.1% 2nd Half: 22-42 52.4% Game: 50.0% DEADB
3-Pt. FG% 1st Half: 3-7 42.9% 2nd Half: 6-10 60.0% Game: 52.9% REBS
F Throw % 1st Half: 7-8 87.5% 2nd Half: 0-3 0.0% Game: 63.6% 1

HOME TEAM: Dobyns Bennett Indians 30-5

##	Player Name		TOT-FG FG-FGA	3-PT FG-FGA	FT-FTA	REBOUNDS OF	DE	TOT	PF	TP	A	TO	BLK	S	MIN
03	Blye, Azmar.....	*	2-8	1-4	1-2	1	2	3	2	6	4	5	0	1	28
12	Blackwell, Joey.....	*	3-6	2-3	0-0	1	4	5	1	8	1	6	0	0	25
22	Williams, Henry.....	*	3-13	1-4	2-4	2	2	4	3	9	0	3	0	1	20
40	Williams, Lamon.....	*	1-4	0-0	0-0	0	1	1	3	2	0	4	0	2	23
50	Harrison, Thomas....	*	4-5	0-0	2-2	3	5	8	3	10	1	3	0	1	21
10	Jervis, Seth.....		2-6	0-1	0-0	0	1	1	1	4	1	1	1	0	14
14	Blackwell, Ryan.....		0-0	0-0	0-0	0	0	0	0	0	0	0	0	0	0+
20	Burton, Reid.....		0-0	0-0	0-0	0	1	1	0	0	0	0	0	0	1
24	Creech, Jamie.....		1-2	1-2	0-0	0	1	1	0	3	0	0	0	0	2
30	Morrison, Jeff.....		0-0	0-0	0-0	0	0	0	1	0	0	1	0	0	4
32	Begley, David.....		0-0	0-0	0-0	0	0	0	0	0	0	0	0	0	1
34	Hall, harry.....		0-0	0-0	2-2	0	0	0	0	2	0	0	0	0	2
42	Tritapoe, Phillip...		1-2	0-0	0-0	1	0	1	0	2	0	0	0	0	1
44	Wooten, Jarrod.....		5-7	0-0	0-0	2	1	3	1	10	0	0	0	1	17
52	Throp, Walker.....		0-0	0-0	0-0	0	1	1	0	0	0	0	0	0	1
	TEAM.....					2	1	3							
	Totals.....		22-53	5-14	7-10	12	20	32	15	56	7	23	1	6	160

TOTAL FG% 1st Half: 8-22 36.4% 2nd Half: 14-31 45.2% Game: 41.5% DEADB
3-Pt. FG% 1st Half: 1-4 25.0% 2nd Half: 4-10 40.0% Game: 35.7% REBS
F Throw % 1st Half: 2-4 50.0% 2nd Half: 5-6 83.3% Game: 70.0% 1

Officials:
Technical fouls: White Station Spartans-None. Dobyns Bennett Indians-None.
Attendance:

Score by Periods	1st	2nd	3rd	4th		Total
White Station Spartans.....	20	22	27	23	-	92
Dobyns Bennett Indians.....	9	10	19	18	-	56

Points in the paint-WSHS 50,DBHS 30. Points off turnovers-WSHS 25,DBHS 9.
2nd chance points-WSHS 19,DBHS 6. Fast break points-WSHS 2,DBHS 0.
Bench points-WSHS 46,DBHS 21. Score tied-1 time. Lead changes-3 times.

Play-By-Play
White Station Spartans vs Dobyns Bennett Indians
03/20/03 5:30 p.m. at Murfreesboro, Tenn. - Murphy Center

1st PERIOD Play-by-Play (Page 1)

HOME TEAM: Dobyns Bennett India	TIME	SCORE	MAR	VISITORS: White Station Sparta
GOOD! DUNK by Harrison, Thomas	07:56	2-0	H 2	
	07:39	2-3	V 1	GOOD! 3 PTR by Strong, Travis
TURNOVR by Harrison, Thomas	07:30			
	07:16			MISSED LAYUP by Bradshaw, Dane
REBOUND (DEF) by Harrison, Thomas	07:16			
GOOD! 3 PTR by Williams, Henry	06:59	5-3	H 2	
ASSIST by Blye, Azmar	06:59			
	06:32			MISSED JUMPER by Pattman, Leon
REBOUND (DEF) by Harrison, Thomas	06:32			
	06:30			FOUL by Marion, Quinton
TURNOVR by Blackwell, Joey	06:12			
	06:09			STEAL by Strong, Travis
	06:05			MISSED JUMPER by Strong, Travis
	06:05			REBOUND (OFF) by Strong, Travis
	06:02	5-5	T 1	GOOD! LAYUP by Strong, Travis
MISSED JUMPER by Williams, Henry	05:50			
	05:50			REBOUND (DEF) by Bradshaw, Dane
	05:34			TURNOVR by Pattman, Leon
MISSED JUMPER by Blackwell, Joey	05:15			
	05:15			REBOUND (DEF) by Pattman, Leon
	05:06	5-7	V 2	GOOD! JUMPER by Ball, Johnathan
	04:38			FOUL by Marion, Quinton
MISSED 3 PTR by Blye, Azmar	04:20			
	04:20			REBOUND (DEF) by Marion, Quinton
	04:09	5-9	V 4	GOOD! LAYUP by Bradshaw, Dane
TURNOVR by Blye, Azmar	03:51			
	03:49			STEAL by Bradshaw, Dane
	03:45			MISSED LAYUP by Ball, Johnathan
	03:45			REBOUND (OFF) by Ball, Johnathan
	03:43			MISSED LAYUP by Ball, Johnathan
REBOUND (DEF) by Wooten, Jarrod	03:43			
MISSED JUMPER by Jervis, Seth	03:33			
	03:33			REBOUND (DEF) by (TEAM)
	03:21	5-11	V 6	GOOD! JUMPER by Pigram, Courtney
GOOD! LAYUP by Williams, Lamon	03:15	7-11	V 4	
	03:01			MISSED LAYUP by Ervin, Reiley
BLOCK by Jervis, Seth	03:01			
REBOUND (DEF) by Harrison, Thomas	02:58			
TURNOVR by Harrison, Thomas	02:53			
	02:34	7-13	V 6	GOOD! LAYUP by Prince, JP
TURNOVR by Williams, Henry	02:24			
	02:23			STEAL by Gatewood, Curtis
	02:21			MISSED LAYUP by Prince, JP
	02:21			REBOUND (OFF) by Ervin, Reiley
	02:15	7-15	V 8	GOOD! LAYUP by Prince, JP
FOUL by Williams, Henry	02:02			
TURNOVR by Williams, Henry	02:02			
	01:51			MISSED 3 PTR by Pigram, Courtney
REBOUND (DEF) by Blye, Azmar	01:51			
TURNOVR by Jervis, Seth	01:40			
	01:31			FOUL by Prince, JP
	01:31			TURNOVR by Prince, JP
MISSED JUMPER by Jervis, Seth	01:25			
	01:25			BLOCK by Schall, Taylor
	01:23			REBOUND (DEF) by Gatewood, Curtis
	01:11	7-18	V 11	GOOD! 3 PTR by Pigram, Courtney
	01:11			ASSIST by Ervin, Reiley
TURNOVR by Blye, Azmar	01:01			
	00:57			STEAL by Prince, JP
	00:52	7-20	V 13	GOOD! JUMPER by Ervin, Reiley
	00:52			ASSIST by Prince, JP

TIMEOUT TEAM	00:52			
TURNOVR by Harrison, Thomas	00:33			
	00:32			STEAL by Ervin, Reiley
	00:28			MISSED 3 PTR by Ervin, Reiley
	00:28			REBOUND (OFF) by Gatewood, Curtis
	00:25			MISSED LAYUP by Gatewood, Curtis
	00:25			REBOUND (OFF) by (TEAM)
	00:13			MISSED 3 PTR by Pigram, Courtney
	00:13			REBOUND (OFF) by Prince, JP
	00:08			TURNOVR by Prince, JP
GOOD! LAYUP by Wooten, Jarrod	00:00	9-20	V 11	
ASSIST by Harrison, Thomas	00:00			

White Station Spartans 20, Dobyns Bennett Indians 9

1st period-only	InPaint	Pts-T/O	2nd-Chc	FastBrk	BnchPts	Ties	Leads
White Station Sparta	12	8	4	0	11	1	2
Dobyns Bennett India	6	2	0	0	2	0	1

2nd PERIOD Play-by-Play (Page 1)

HOME TEAM: Dobyns Bennett India	TIME	SCORE	MAR	VISITORS: White Station Sparta
	07:47			MISSED JUMPER by Strong, Travis
	07:47			REBOUND (OFF) by Bradshaw, Dane
	07:37	9-22	V 13	GOOD! LAYUP by Bradshaw, Dane
TURNOVR by Blackwell, Joey	07:34			
	07:33			STEAL by Bradshaw, Dane
	07:30			TURNOVR by Pattman, Leon
GOOD! JUMPER by Williams, Henry	06:51	11-22	V 11	
	06:29			MISSED JUMPER by Marion, Quinton
REBOUND (DEF) by Harrison, Thomas	06:29			
MISSED 3 PTR by Williams, Henry	06:21			
REBOUND (OFF) by Harrison, Thomas	06:21			
MISSED JUMPER by Harrison, Thomas	06:16			
	06:16			REBOUND (DEF) by Strong, Travis
	06:06	11-24	V 13	GOOD! LAYUP by Pattman, Leon
	06:06			ASSIST by Bradshaw, Dane
FOUL by Harrison, Thomas	06:06			
	06:06	11-25	V 14	GOOD! FT SHOT by Pattman, Leon
GOOD! LAYUP by Harrison, Thomas	06:01	13-25	V 12	
FOUL by Williams, Henry	05:53			
	05:49	13-27	V 14	GOOD! LAYUP by Bradshaw, Dane
	05:39			FOUL by Pattman, Leon
MISSED JUMPER by Blye, Azmar	05:27			
	05:27			BLOCK by Ball, Johnathan
	05:22			REBOUND (DEF) by Bradshaw, Dane
	05:17	13-30	V 17	GOOD! 3 PTR by Pattman, Leon
	05:17			ASSIST by Marion, Quinton
TURNOVR by Blye, Azmar	05:00			
	04:59			STEAL by Ball, Johnathan
FOUL by Williams, Lamon	04:55			
	04:55	13-31	V 18	GOOD! FT SHOT by Ball, Johnathan
	04:55	13-32	V 19	GOOD! FT SHOT by Ball, Johnathan
GOOD! LAYUP by Blackwell, Joey	04:44	15-32	V 17	
ASSIST by Blye, Azmar	04:44			
	04:26			MISSED LAYUP by Strong, Travis
	04:26			REBOUND (OFF) by Bradshaw, Dane
	04:22	15-34	V 19	GOOD! LAYUP by Bradshaw, Dane
	04:18			FOUL by Bradshaw, Dane
TURNOVR by Blackwell, Joey	03:44			
	03:43			STEAL by Ball, Johnathan
FOUL by Wooten, Jarrod	03:41			
	03:41			MISSED FT SHOT by Pattman, Leon
	03:41			REBOUND (OFF) by (DEADBALL)
	03:41	15-35	V 20	GOOD! FT SHOT by Pattman, Leon
MISSED JUMPER by Williams, Lamon	03:22			
REBOUND (OFF) by Wooten, Jarrod	03:22			
MISSED TIP-IN by Wooten, Jarrod	03:20			
	03:20			REBOUND (DEF) by Gatewood, Curtis

	03:09			MISSED 3 PTR by Cunningham, Colin
	03:09			REBOUND (OFF) by Schall, Taylor
	02:51	15-37	V 22	GOOD! LAYUP by Schall, Taylor
	02:51			ASSIST by Prince, JP
MISSED JUMPER by Williams, Henry	02:43			
	02:43			BLOCK by Prince, JP
	02:40			REBOUND (DEF) by Cunningham, Colin
	02:36			TURNOVR by Ervin, Reiley
STEAL by Wooten, Jarrod	02:35			
MISSED LAYUP by Williams, Henry	02:24			
REBOUND (OFF) by Williams, Henry	02:24			
	02:24			FOUL by Schall, Taylor
MISSED FT SHOT by Williams, Henry	02:24			
REBOUND (OFF) by (DEADBALL)	02:24			
MISSED FT SHOT by Williams, Henry	02:24			
	02:24			REBOUND (DEF) by Prince, JP
	02:14			MISSED JUMPER by Prince, JP
REBOUND (DEF) by Williams, Henry	02:14			
	02:02			FOUL by Schall, Taylor
GOOD! FT SHOT by Williams, Henry	02:01	16-37	V 21	
GOOD! FT SHOT by Williams, Henry	02:01	17-37	V 20	
	01:32	17-39	V 22	GOOD! JUMPER by Schall, Taylor
	01:32			ASSIST by Ervin, Reiley
MISSED 3 PTR by Jervis, Seth	01:18			
	01:18			REBOUND (DEF) by Gatewood, Curtis
FOUL by Williams, Lamon	01:04			
	01:04	17-40	V 23	GOOD! FT SHOT by Ervin, Reiley
	01:04	17-41	V 24	GOOD! FT SHOT by Ervin, Reiley
	01:04	17-42	V 25	GOOD! FT SHOT by Ervin, Reiley
TIMEOUT 30sec	00:52			
MISSED JUMPER by Blackwell, Joey	00:39			
REBOUND (OFF) by Harrison, Thomas	00:39			
GOOD! LAYUP by Harrison, Thomas	00:33	19-42	V 23	
	00:06			MISSED JUMPER by Prince, JP
	00:06			REBOUND (OFF) by Schall, Taylor
	00:03			MISSED JUMPER by Schall, Taylor
REBOUND (DEF) by Jervis, Seth	00:03			

White Station Spartans 42, Dobyns Bennett Indians 19

2nd period-only	InPaint	Pts-T/O	2nd-Chc	FastBrk	BnchPts	Ties	Leads
White Station Sparta	12	3	6	0	7	0	0
Dobyns Bennett India	8	2	2	0	0	0	0

3rd PERIOD Play-by-Play (Page 1)

HOME TEAM: Dobyns Bennett India	TIME	SCORE	MAR	VISITORS: White Station Sparta
GOOD! JUMPER by Wooten, Jarrod	07:47	21-42	V 21	
	07:27			MISSED JUMPER by Marion, Quinton
REBOUND (DEF) by Blye, Azmar	07:27			
GOOD! 3 PTR by Blackwell, Joey	07:20	24-42	V 18	
ASSIST by Blye, Azmar	07:20			
FOUL by Blye, Azmar	07:05			
	06:52	24-45	V 21	GOOD! 3 PTR by Ball, Johnathan
	06:52			ASSIST by Bradshaw, Dane
MISSED 3 PTR by Williams, Henry	06:36			
REBOUND (OFF) by Harrison, Thomas	06:36			
MISSED 3 PTR by Blye, Azmar	06:30			
	06:30			REBOUND (DEF) by Bradshaw, Dane
FOUL by Harrison, Thomas	06:29			
	06:15	24-47	V 23	GOOD! LAYUP by Ball, Johnathan
GOOD! 3 PTR by Blackwell, Joey	06:03	27-47	V 20	
ASSIST by Blye, Azmar	06:03			
	05:47			MISSED 3 PTR by Ball, Johnathan
	05:47			REBOUND (OFF) by Marion, Quinton
	05:41			MISSED JUMPER by Pattman, Leon
	05:41			REBOUND (OFF) by Strong, Travis
	05:38			MISSED TIP-IN by Strong, Travis
	05:38			REBOUND (OFF) by Pattman, Leon

	05:36			MISSED JUMPER by Pattman, Leon
	05:36			REBOUND (OFF) by Pattman, Leon
	05:32	27-49	V 22	GOOD! TIP-IN by Pattman, Leon
MISSED JUMPER by Wooten, Jarrod	05:22			
	05:22			BLOCK by Ball, Johnathan
REBOUND (OFF) by (TEAM)	05:21			
TURNOVR by Blackwell, Joey	05:21			
	05:20			STEAL by Bradshaw, Dane
	05:19	27-51	V 24	GOOD! LAYUP by Bradshaw, Dane
MISSED JUMPER by Williams, Lamon	05:09			
REBOUND (OFF) by Blackwell, Joey	05:09			
TURNOVR by Blackwell, Joey	05:06			
	05:05			STEAL by Strong, Travis
FOUL by Jervis, Seth	04:55			
	04:48	27-53	V 26	GOOD! LAYUP by Marion, Quinton
	04:48			ASSIST by Ball, Johnathan
MISSED LAYUP by Williams, Henry	04:39			
	04:39			REBOUND (DEF) by Bradshaw, Dane
	04:28	27-55	V 28	GOOD! JUMPER by Bradshaw, Dane
FOUL by Williams, Henry	04:28			
	04:28			MISSED FT SHOT by Bradshaw, Dane
	04:22			REBOUND (OFF) by Ball, Johnathan
FOUL by Blackwell, Joey	04:22			
	04:19			MISSED 3 PTR by Pattman, Leon
REBOUND (DEF) by Blackwell, Joey	04:19			
FOUL by Blye, Azmar	04:03			
TURNOVR by Blye, Azmar	04:03			
	03:53			MISSED 3 PTR by Marion, Quinton
REBOUND (DEF) by Blackwell, Joey	03:53			
	03:45			FOUL by Bradshaw, Dane
GOOD! FT SHOT by Blye, Azmar	03:45	28-55	V 27	
MISSED FT SHOT by Blye, Azmar	03:45			
REBOUND (OFF) by (TEAM)	03:45			
MISSED JUMPER by Jervis, Seth	03:38			
	03:38			REBOUND (DEF) by Pigram, Courtney
	03:25	28-57	V 29	GOOD! JUMPER by Schall, Taylor
GOOD! LAYUP by Jervis, Seth	03:00	30-57	V 27	
	02:43	30-59	V 29	GOOD! LAYUP by Schall, Taylor
	02:43			MISSED FT SHOT by Schall, Taylor
	02:43			REBOUND (OFF) by (TEAM)
FOUL by Williams, Lamon	02:42			
	02:37	30-62	V 32	GOOD! 3 PTR by Pigram, Courtney
GOOD! LAYUP by Blye, Azmar	02:29	32-62	V 30	
	02:18	32-64	V 32	GOOD! LAYUP by Gatewood, Curtis
FOUL by Harrison, Thomas	02:15			
	02:07			MISSED FT SHOT by Gatewood, Curtis
REBOUND (DEF) by Williams, Henry	02:07			
GOOD! LAYUP by Harrison, Thomas	01:41	34-64	V 30	
	01:34			TURNOVR by Prince, JP
TURNOVR by Williams, Lamon	01:27			
	01:26			STEAL by Prince, JP
	01:18			MISSED JUMPER by Gatewood, Curtis
REBOUND (DEF) by Williams, Lamon	01:18			
TURNOVR by Williams, Lamon	01:13			
	01:12			STEAL by Pigram, Courtney
	01:09	34-67	V 33	GOOD! 3 PTR by Ervin, Reiley
	01:09			ASSIST by Pigram, Courtney
	00:58			FOUL by Prince, JP
	00:53			FOUL by Gatewood, Curtis
GOOD! FT SHOT by Harrison, Thomas	00:53	35-67	V 32	
GOOD! FT SHOT by Harrison, Thomas	00:53	36-67	V 31	
	00:41			TURNOVR by Pigram, Courtney
STEAL by Blye, Azmar	00:40			
GOOD! LAYUP by Williams, Henry	00:38	38-67	V 29	
	00:29	38-69	V 31	GOOD! JUMPER by Schall, Taylor
	00:22			FOUL by Pigram, Courtney
TURNOVR by Williams, Henry	00:05			
	00:04			STEAL by Prince, JP

3rd period-only	InPaint	Pts-T/O	2nd-Chc	FastBrk	BnchPts	Ties	Leads
White Station Sparta	14	7	5	2	14	0	0
Dobyns Bennett India	8	2	0	0	4	0	0

4th PERIOD Play-by-Play (Page 1)

HOME TEAM: Dobyns Bennett India	TIME	SCORE	MAR	VISITORS: White Station Sparta
	07:58			MISSED JUMPER by Strong, Travis
	07:58			REBOUND (OFF) by Marion, Quinton
	07:55	38-71	V 33	GOOD! LAYUP by Marion, Quinton
GOOD! JUMPER by Wooten, Jarrod	07:44	40-71	V 31	
ASSIST by Jervis, Seth	07:44			
	07:29			MISSED JUMPER by Marion, Quinton
	07:29			REBOUND (OFF) by Bradshaw, Dane
	07:24			MISSED JUMPER by Strong, Travis
	07:24			REBOUND (OFF) by Marion, Quinton
	07:21			MISSED LAYUP by Marion, Quinton
	07:21			REBOUND (OFF) by Marion, Quinton
	07:17			MISSED LAYUP by Marion, Quinton
REBOUND (DEF) by Harrison, Thomas	07:17			
	07:15			FOUL by Pattman, Leon
GOOD! 3 PTR by Blye, Azmar	07:01	43-71	V 28	
	06:36	43-74	V 31	GOOD! 3 PTR by Pattman, Leon
	06:36			ASSIST by Bradshaw, Dane
GOOD! JUMPER by Wooten, Jarrod	06:15	45-74	V 29	
ASSIST by Blackwell, Joey	06:15			
	05:58	45-76	V 31	GOOD! JUMPER by Strong, Travis
MISSED 3 PTR by Williams, Henry	05:50			
REBOUND (OFF) by Blye, Azmar	05:50			
MISSED LAYUP by Blye, Azmar	05:47			
	05:47			REBOUND (DEF) by Marion, Quinton
	05:42			MISSED LAYUP by Bradshaw, Dane
REBOUND (DEF) by Blackwell, Joey	05:34			
MISSED JUMPER by Williams, Henry	05:31			
	05:31			REBOUND (DEF) by Ball, Johnathan
	05:23			TURNOVR by Pattman, Leon
STEAL by Harrison, Thomas	05:21			
MISSED JUMPER by Blye, Azmar	05:15			
REBOUND (OFF) by Williams, Henry	05:15			
MISSED TIP-IN by Williams, Henry	05:10			
	05:10			REBOUND (DEF) by Pattman, Leon
	04:59	45-78	V 33	GOOD! LAYUP by Ball, Johnathan
	04:59			ASSIST by Pattman, Leon
TIMEOUT 30sec	04:45			
TIMEOUT TEAM	04:45			
GOOD! JUMPER by Jervis, Seth	04:39	47-78	V 31	
	04:27	47-80	V 33	GOOD! JUMPER by Cunningham, Colin
TURNOVR by Blye, Azmar	04:08			
	04:07			STEAL by Prince, JP
	04:03	47-82	V 35	GOOD! LAYUP by Schall, Taylor
	04:03			ASSIST by Prince, JP
TURNOVR by Blackwell, Joey	03:49			
	03:48			STEAL by Cunningham, Colin
	03:46			MISSED LAYUP by Ervin, Reiley
	03:46			REBOUND (OFF) by Schall, Taylor
	03:42	47-84	V 37	GOOD! LAYUP by Schall, Taylor
TURNOVR by Williams, Lamon	03:25			
	03:16	47-87	V 40	GOOD! 3 PTR by Pigram, Courtney
	03:16			ASSIST by Cunningham, Colin
MISSED 3 PTR by Blackwell, Joey	03:02			
REBOUND (OFF) by Wooten, Jarrod	03:02			
GOOD! TIP-IN by Wooten, Jarrod	02:58	49-87	V 38	
	02:48			MISSED JUMPER by Williams, Chris
REBOUND (DEF) by Blackwell, Joey	02:48			
MISSED 3 PTR by Blye, Azmar	02:33			
	02:33			REBOUND (DEF) by Pigram, Courtney
	02:26	49-90	V 41	GOOD! 3 PTR by Pigram, Courtney
MISSED JUMPER by Williams, Henry	02:18			
	02:18			REBOUND (DEF) by Hilgeman, David

	02:14			TURNOVR by Pigram, Courtney
STEAL by Williams, Henry	02:14			
	02:14			FOUL by Hilgeman, David
GOOD! 3 PTR by Creech, Jamie	01:54	52-90	V 38	
	01:42			TURNOVR by Lott, Stuart
STEAL by Williams, Lamon	01:40			
TURNOVR by Williams, Lamon	01:35			
	01:26			TURNOVR by Williams, Chris
STEAL by Williams, Lamon	01:25			
MISSED LAYUP by Williams, Lamon	01:23			
	01:23			REBOUND (DEF) by Hilgeman, David
	01:14			MISSED 3 PTR by Cunningham, Colin
REBOUND (DEF) by Creech, Jamie	01:14			
FOUL by Morrison, Jeff	01:05			
TURNOVR by Morrison, Jeff	01:05			
	00:57			MISSED JUMPER by Williams, Chris
REBOUND (DEF) by Throp, Walker	00:45			
MISSED 3 PTR by Creech, Jamie	00:41			
REBOUND (OFF) by Tritapoe, Phillip	00:41			
GOOD! TIP-IN by Tritapoe, Phillip	00:37	54-90	V 36	
	00:34			MISSED JUMPER by Lott, Stuart
REBOUND (DEF) by Burton, Reid	00:34			
MISSED JUMPER by Tritapoe, Phillip	00:27			
	00:27			REBOUND (DEF) by Pigram, Courtney
	00:22	54-92	V 38	GOOD! DUNK by Williams, Chris
	00:22			ASSIST by Pigram, Courtney
	00:08			FOUL by Williams, Chris
GOOD! FT SHOT by Hall, harry	00:08	55-92	V 37	
GOOD! FT SHOT by Hall, harry	00:08	56-92	V 36	
	00:02			MISSED JUMPER by Cunningham, Colin
REBOUND (DEF) by (TEAM)	00:02			

White Station Spartans 92, Dobyns Bennett Indians 56

4th period-only	InPaint	Pts-T/O	2nd-Chc	FastBrk	BnchPts	Ties	Leads
White Station Sparta	12	7	4	0	14	0	0
Dobyns Bennett India	8	3	4	0	15	0	0

White Station Spartans vs Dobyns Bennett Indians (03/20/03 - Period 4 00:00)

POINTS OFF TURNOVERS	1	2	3	4	-	Tot
White Station Spartans..	8	3	7	7	-	25
Dobyns Bennett Indians..	2	2	2	3	-	9

POINTS IN PAINT	1	2	3	4	-	Tot
White Station Spartans..	12	12	14	12	-	50
Dobyns Bennett Indians..	6	8	8	8	-	30

2ND CHANCE POINTS	1	2	3	4	-	Tot
White Station Spartans..	4	6	5	4	-	19
Dobyns Bennett Indians..	0	2	0	4	-	6

FAST BREAK POINTS	1	2	3	4	-	Tot
White Station Spartans..	0	0	2	0	-	2
Dobyns Bennett Indians..	0	0	0	0	-	0

BENCH POINTS	1	2	3	4	-	Tot
White Station Spartans..	11	7	14	14	-	46
Dobyns Bennett Indians..	2	0	4	15	-	21

SCORE TIED BY	1	2	3	4	-	Tot
White Station Spartans..	1	0	0	0	-	1
Dobyns Bennett Indians..	0	0	0	0	-	0

LEAD GAINED BY	1	2	3	4	-	Tot
White Station Spartans..	2	0	0	0	-	2
Dobyns Bennett Indians..	1	0	0	0	-	1

1993 Class AAA State Boys' Basketball Tournament

March 17 - March 20, 1993 · Murphy Center - MTSU - Murfreesboro, TN

Game 1
Thu. Mar. 18 2:30 PM

Science Hill (29-6)	61
Nashville Overton (28-5)	57

Game 2
Thu. Mar. 18 5:15 PM

Columbia (27-5)	72
Bolton (26-9)	67

Game 3
Thu. Mar. 18 7:00 PM

Oakland (29-3)	64
Whites Creek (27-7)	54

Game 4
Thu. Mar. 18 8:45 PM

Fairley (34-1)	75
Dobyns Bennett (35-1)	60

Game 5
Fri. Mar. 19 7:00 PM

Science Hill	68
Columbia	74

Game 6
Fri. Mar. 19 8:45 PM

Oakland	59
Fairley	65

Game 7
Sat. Mar. 20 8:00 PM

Columbia	71
Fairley	91

Fairley
STATE CHAMPION

OFFICIAL NCAA BASKETBALL BOX SCORE 03-17-93 MURFREESBORO
Licensed To: Middle Tennessee

FINAL BOX

VISITORS: DOBYNS-BENNETT 35-2

NO	PLAYER	FG	FGA	3P	3PA	FT	FTA	OR	DR	TOT	PF	PTS	A	TO	BLK	S	MIN
14	SHANE KARNES	2	7	0	3	0	0	1	1	2	3	4	2	5	0	1	24
20	RYAN BLACK	3	11	0	0	5	8	4	4	8	5	11	1	1	0	1	27
24	TODD CORUM	0	6	0	4	0	0	0	3	3	3	0	1	4	0	0	31
32	JAMICHAEL MILLS	11	18	1	3	6	8	4	5	9	4	29	1	1	1	0	29
42	FRED SMITH	2	3	0	0	1	4	3	2	5	1	5	2	4	1	0	27
40	MICHAEL FARTHING	0	0	0	0	0	0	0	0	0	0	0	0	0	0	0	0
22	KAI BELL	0	1	0	1	0	0	0	0	0	0	0	0	0	0	0	0
12	CORKY BLYE	5	9	1	2	0	0	2	1	3	1	11	1	3	1	0	18
34	KEVIN ROBINSON	0	0	0	0	0	0	0	0	0	0	0	0	0	0	0	0
50	TRAVIS SENSABAUGH	0	0	0	0	0	0	0	0	0	0	0	0	0	0	0	0
44	JAY BLOOMER	DNP- CC															
54	EDDIE SWAFFORD	0	0	0	0	0	0	0	0	0	0	0	0	0	0	0	0
10	RYAN WAGGONER	0	0	0	0	0	0	0	0	0	0	0	1	3	0	0	4
	TEAM							1	2	3				0			
	TOTALS	23	55	2	13	12	20	15	18	33	17	60	9	21	3	2	160

TOTAL FG %	1st Half	39.4	2nd Half	45.5	OT	Game	41.8	DEADBALL	
3 PT FG %	1st Half	28.6	2nd Half	0.0	OT	Game	15.4	REBOUNDS	3
FT %	1st Half	62.5	2nd Half	58.3	OT	Game	60.0		

HOME: FAIRLEY 35-1

NO	PLAYER	FG	FGA	3P	3PA	FT	FTA	OR	DR	TOT	PF	PTS	A	TO	BLK	S	MIN
15	SYLVESTER FORD	9	19	1	3	7	8	4	4	8	0	26	2	4	1	2	31
22	VINCENT RAINEY	6	12	0	0	4	4	4	7	11	3	16	4	4	1	1	28
32	MARLON TOWNS	3	10	0	0	0	0	4	7	11	2	6	0	1	0	2	30
10	SAMMIE CLARK	4	8	1	2	1	2	2	1	3	4	10	6	3	0	5	25
23	CEDRIC MILLER	7	11	0	0	1	5	1	1	2	3	15	0	2	0	1	25
42	MARCUS JOHNSON	0	0	0	0	0	0	0	0	0	2	0	0	1	0	0	8
40	ANDRE PALMER	DNP- CC															
25	CURTIS COLEMAN	DNP- CC															
33	RONALD SAULSBURY	0	1	0	0	0	0	2	2	4	0	0	1	1	0	0	6
13	VINCENT FRISCO	0	0	0	0	0	0	0	0	0	0	0	2	0	0	1	7
20	OLIVER WALTON	0	0	0	0	0	0	0	0	0	0	0	0	1	0	0	0
34	MELVIN WILKINS	1	1	0	0	0	0	0	0	0	0	2	0	0	0	0	0
44	STERLING WILLIAMS	0	0	0	0	0	0	0	0	0	0	0	0	0	0	0	0
	TEAM							2	0	2				0			
	TOTALS	30	62	2	5	13	19	19	22	41	14	75	15	17	2	12	160

TOTAL FG %	1st Half	45.5	2nd Half	51.7	OT	Game	48.4	DEADBALL	
3 PT FG %	1st Half	33.3	2nd Half	50.0	OT	Game	40.0	REBOUNDS	1
FT %	1st Half	57.1	2nd Half	75.0	OT	Game	68.4		

Technical Fouls: 0
Attendance: 8,334

OFFICIALS
#0- BARRY MATHIS
#0- BOBBY FERRELL
#0- ANTINIO PETTY

SCORE BY PERIODS	1	2	OT	OT	OT	FINAL
DOBYNS-BENNETT	33	27				60
FAIRLEY	35	40				75

TECHNICAL FOULS:

INDIVIDUAL:
DOBYNS-BENNETT: NONE

	1	2	3	4	Final
Dobyns-Bennett	14	19	17	10	60
Fairley	15	20	14	26	75

OFFICIAL NCAA BASKETBALL BOX SCORE 03-17-93 MURFREESBORO
Licensed To: Middle Tennessee FIRST HALF

VISITORS: DOBYNS-BENNETT

NO	PLAYER	FG	FGA	3P	3PA	FT	FTA	OR	DR	TOT	PF	PTS	A	TO	BLK	S	MIN
14	SHANE KARNES	0	3	0	1	0	0	1	1	2	3	0	1	1	0	0	10
20	RYAN BLACK	1	8	0	0	1	2	2	1	3	1	3	1	1	0	1	15
24	TODD CORUM	0	4	0	2	0	0	0	3	3	2	0	0	2	0	0	15
32	JAMICHAEL MILLS	8	12	1	2	3	4	3	3	6	1	20	0	1	0	0	14
42	FRED SMITH	1	1	0	0	1	2	1	0	1	1	3	2	2	0	0	14
40	MICHAEL FARTHING	DNP-															
22	KAI BELL	DNP-															
12	CORKY BLYE	3	5	1	2	0	0	2	1	3	0	7	0	1	1	0	8
34	KEVIN ROBINSON	DNP-															
50	TRAVIS SENSABAUGH	DNP-															
44	JAY BLOOMER	DNP-															
54	EDDIE SWAFFORD	DNP-															
10	RYAN WAGGONER	0	0	0	0	0	0	0	0	0	0	0	1	3	0	0	4
	TEAM							1	1	2				0			
	TOTALS	13	33	2	7	5	8	10	10	20	8	33	5	11	1	1	80

TOTAL FG %	1st Half	39.4	2nd Half	OT	Game	39.4	DEADBALL	
3 PT FG %	1st Half	28.6	2nd Half	OT	Game	28.6	REBOUNDS	2
FT %	1st Half	62.5	2nd Half	OT	Game	62.5		

HOME: FAIRLEY

NO	PLAYER	FG	FGA	3P	3PA	FT	FTA	OR	DR	TOT	PF	PTS	A	TO	BLK	S	MIN
15	SYLVESTER FORD	5	12	0	2	2	2	3	3	6	0	12	2	3	0	1	15
22	VINCENT RAINEY	3	8	0	0	2	2	3	3	6	1	8	2	1	1	1	16
32	MARLON TOWNS	3	4	0	0	0	0	2	3	5	0	6	0	1	0	2	14
10	SAMMIE CLARK	2	4	1	1	0	0	1	1	2	2	5	4	2	0	3	16
23	CEDRIC MILLER	2	5	0	0	0	3	0	1	1	1	4	0	1	0	0	12
42	MARCUS JOHNSON	0	0	0	0	0	0	0	0	0	1	0	0	1	0	0	5
40	ANDRE PALMER	DNP-															
25	CURTIS COLEMAN	DNP-															
33	RONALD SAULSBURY	0	0	0	0	0	0	0	0	0	0	0	0	1	0	0	2
13	VINCENT FRISCO	DNP-															
20	OLIVER WALTON	0	0	0	0	0	0	0	0	0	0	0	0	1	0	0	0
34	MELVIN WILKINS	DNP-															
44	STERLING WILLIAMS	DNP-															
	TEAM							1	0	1				0			
	TOTALS	15	33	1	3	4	7	10	11	21	5	35	8	11	1	7	80

TOTAL FG %	1st Half	45.5	2nd Half	OT	Game	45.5	DEADBALL	
3 PT FG %	1st Half	33.3	2nd Half	OT	Game	33.3	REBOUNDS	1
FT %	1st Half	57.1	2nd Half	OT	Game	57.1		

Technical Fouls: 0
Attendance:

OFFICIALS
#0- BARRY MATHIS
#0- BOBBY FERRELL
#0- ANTINIO PETTY

SCORE BY PERIODS	1	2	OT	OT	OT	FINAL
DOBYNS-BENNETT	33					33
FAIRLEY	35					35

TECHNICAL FOULS:

	1	2
Dobyns-Bennett	14	19
Fairley	15	20

INDIVIDUAL:
DOBYNS-BENNETT: NONE

1992 Class AAA State Boys' Basketball Tournament

March 18 - March 21, 1992 · Murphy Center - MTSU - Murfreesboro, TN

Game 1
Thu. Mar. 19 2:30 PM

Columbia (31-2)	80
Hamilton (23-8)	72

Game 2
Thu. Mar. 19 5:15 PM

Hendersonville (25-8)	76
Hunters Lane (21-12)	57

Game 3
Thu. Mar. 19 7:00 PM

Brainerd (32-3)	76
Maryville (19-13)	52

Game 4
Thu. Mar. 19 8:45 PM

Dobyns Bennett (32-3)	87
Haywood (29-4)	71

Game 5
Fri. Mar. 20 7:00 PM

Columbia	66
Hendersonville	53

Game 6
Fri. Mar. 20 8:45 PM

Brainerd	56
Dobyns Bennett	50

Game 7
Sat. Mar. 21 8:00 PM

Columbia	51
Brainerd	68

Brainerd
STATE CHAMPION

OFFICIAL NCAA BASKETBALL BOX SCORE 03-19-92 MURFREESBORO TN

Licensed To: Middle Tennessee

FINAL BOX

VISITORS: DOBYNS BENNETT 33-3

NO	PLAYER	FG	FGA	3P	3PA	FT	FTA	OR	DR	TOT	PF	PTS	A	TO	BLK	S	MIN
12	Ricardo Hale	4	11	0	0	0	0	4	3	7	2	8	3	1	1	0	28
14	Shane Carnes	1	9	0	2	1	1	0	1	1	1	3	1	3	0	3	17
20	Ryan Black	6	11	0	0	1	1	4	0	4	3	13	1	3	0	2	16
22	Matt Plazza	8	15	2	5	5	8	2	1	3	1	23	2	3	0	0	25
32	Jamichael Mills	6	11	0	0	0	2	4	3	7	1	12	2	1	0	3	22
44	Corky Byle	0	1	0	1	0	0	0	0	0	0	0	0	0	0	0	1
24	Demar Lewis	3	5	1	2	2	2	1	4	5	1	9	1	1	1	0	17
40	Todd Corum	6	6	1	1	0	0	0	2	2	1	13	1	2	0	2	20
34	Major Bristol	1	1	0	0	0	0	1	0	1	1	2	0	1	0	0	1
42	Fred Smith	2	3	0	0	0	0	0	1	1	2	4	1	0	0	2	12
10	Ryan Wagner	0	0	0	0	0	1	0	1	1	0	0	0	0	0	0	1
	TEAM							0	0	0				0			
	TOTALS	37	73	4	11	9	15	16	16	32	13	87	12	15	2	12	160

TOTAL FG %	1st Half	52.8	2nd Half	48.6	OT	Game	50.7	DEADBALL	
3 PT FG %	1st Half	40.0	2nd Half	33.3	OT	Game	36.4	REBOUNDS	2
FT %	1st Half	83.3	2nd Half	44.4	OT	Game	60.0		

HOME: HAYWOOD 29-5

NO	PLAYER	FG	FGA	3P	3PA	FT	FTA	OR	DR	TOT	PF	PTS	A	TO	BLK	S	MIN
00	Tony Delk	15	22	4	10	2	4	2	1	3	2	36	2	6	3	2	32
23	Grover Harwell	2	5	0	0	0	0	1	3	4	3	4	1	6	0	1	19
33	Derrick Singleton	2	2	0	0	0	0	1	3	4	2	4	3	4	0	1	18
45	Thomas Shaw	4	8	0	0	0	3	1	3	4	3	8	0	2	0	1	32
50	Tyrone Hines	8	14	0	0	0	3	7	6	13	2	16	2	4	0	1	28
41	Patrick Boyd	DNP- CC															
15	William Goodman	DNP- CC															
35	Jason Chatman	0	2	0	1	0	0	0	4	4	0	0	0	1	0	1	11
20	Kendell Dancy	0	0	0	0	1	2	0	1	1	1	1	0	2	0	0	2
10	Torent Miller	DNP- CC															
25	Stephen Perry	DNP- CC															
32	Percy Phillips	DNP- CC															
44	Rontay Shaw	DNP- CC															
12	Antoine Currie	DNP- CC															
30	Joe Cooper	1	2	0	1	0	1	1	3	4	2	2	0	4	0	0	18
	TEAM							0	0	0				0			
	TOTALS	32	55	4	12	3	13	13	24	37	15	71	8	29	3	7	160

TOTAL FG %	1st Half	68.0	2nd Half	50.0	OT	Game	58.2	DEADBALL	
3 PT FG %	1st Half	40.0	2nd Half	28.6	OT	Game	33.3	REBOUNDS	4
FT %	1st Half	0.0	2nd Half	25.0	OT	Game	23.1		

Technical Fouls: 0

Attendance: 8200 EST

OFFICIALS

#0- Jim Jackson

#0- Jack Carey

#2- Lance Smith

SCORE BY PERIODS	1	2	3	4	OT	FINAL
DOBYNS BENNETT	31	24	23	19		87
HAYWOOD	26	10	20	15		71

TECHNICAL FOULS:

OFFICIAL NCAA BASKETBALL BOX SCORE 03-19-92 MURFREESBORO TN

Licensed To: Middle Tennessee FIRST HALF

VISITORS: DOBYNS BENNETT

NO	PLAYER	FG	FGA	3P	3PA	FT	FTA	OR	DR	TOT	PF	PTS	A	TO	BLK	S	MIN
12	Ricardo Hale	3	6	0	0	0	0	3	2	5	0	6	2	1	0	0	14
14	Shane Carnes	0	3	0	1	0	0	0	1	1	0	0	0	3	0	2	9
20	Ryan Black	3	6	0	0	0	0	0	0	0	2	6	1	2	0	1	8
22	Matt Plazza	4	6	1	2	2	2	0	0	0	0	11	2	2	0	0	13
32	Jamichael Mills	3	7	0	0	0	0	1	1	2	0	6	1	1	0	2	11
44	Corky Byle	DNP-															
24	Demar Lewis	2	4	1	2	2	2	1	1	2	1	7	0	1	0	0	9
40	Todd Corum	2	2	0	0	0	0	0	2	2	0	4	1	1	0	2	11
34	Major Bristol	DNP-															
42	Fred Smith	2	2	0	0	0	0	0	0	0	2	4	0	0	0	2	5
10	Ryan Wagner	DNP-															
	TEAM							0	0	0				0			
	TOTALS	19	36	2	5	4	4	5	7	12	5	44	7	11	0	9	80

TOTAL FG %	1st Half 52.8	2nd Half	OT	Game 52.8	DEADBALL		
3 PT FG %	1st Half 40.0	2nd Half	OT	Game 40.0	REBOUNDS	0	
FT %	1st Half 100.0	2nd Half	OT	Game 100.0			

HOME: HAYWOOD

NO	PLAYER	FG	FGA	3P	3PA	FT	FTA	OR	DR	TOT	PF	PTS	A	TO	BLK	S	MIN
00	Tony Delk	10	13	2	5	0	0	0	0	0	1	22	2	4	2	1	16
23	Grover Harwell	0	1	0	0	0	0	0	2	2	2	0	1	4	0	1	11
33	Derrick Singleton	2	2	0	0	0	0	1	2	3	1	4	2	3	0	1	12
45	Thomas Shaw	2	4	0	0	0	1	0	2	2	1	4	0	1	0	1	16
50	Tyrone Hines	2	4	0	0	0	0	1	4	5	1	4	1	3	0	1	14
41	Patrick Boyd	DNP-															
15	William Goodman	DNP-															
35	Jason Chatman	0	0	0	0	0	0	0	2	2	0	0	0	1	0	1	2
20	Kendell Dancy	0	0	0	0	0	0	0	0	0	0	0	0	2	0	0	1
10	Torent Miller	DNP-															
25	Stephen Perry	DNP-															
32	Percy Phillips	DNP-															
44	Rontay Shaw	DNP-															
12	Antoine Currie	DNP-															
30	Joe Cooper	1	1	0	0	0	0	0	0	0	1	2	0	2	0	0	8
	TEAM							0	0	0				0			
	TOTALS	17	25	2	5	0	1	2	12	14	7	36	6	20	2	6	80

TOTAL FG %	1st Half 68.0	2nd Half	OT	Game 68.0	DEADBALL		
3 PT FG %	1st Half 40.0	2nd Half	OT	Game 40.0	REBOUNDS	0	
FT %	1st Half 0.0	2nd Half	OT	Game 0.0			

Technical Fouls: 0

Attendance:

OFFICIALS	SCORE BY PERIODS	1	2	OT	OT	OT	FINAL
#0- Jim Jackson	DOBYNS BENNETT	21	23				44
#0- Jack Carey	HAYWOOD	26	10				36
#2- Lance Smith							

TECHNICAL FOULS:

INDIVIDUAL:

OFFICIAL NCAA BASKETBALL BOX SCORE 03-20-92 MURFREESBORO, TN

Licensed To: Middle Tennessee FINAL BOX

VISITORS: DOBYNS BENNETT 33-4

NO	PLAYER	FG	FGA	3P	3PA	FT	FTA	OR	DR	TOT	PF	PTS	A	TO	BLK	S	MIN
12	Ricardo Hale	5	13	0	0	0	2	5	4	9	3	10	1	0	4	3	29
14	Shane Carnes	1	9	0	3	2	3	4	4	8	1	4	5	4	0	0	21
20	Ryan Black	4	10	0	0	3	6	5	2	7	3	11	2	1	0	2	25
22	Matt Piazza	3	7	1	3	0	0	1	1	2	0	7	3	2	0	0	29
32	Jamichael Mills	1	5	0	0	1	2	3	1	4	0	3	0	1	0	0	7
44	Corky Byle	0	0	0	0	0	0	0	0	0	0	0	0	0	0	0	2
24	Demar Lewis	4	7	1	3	0	0	1	5	6	2	9	0	2	0	1	22
40	Todd Corum	0	5	0	3	0	0	2	1	3	5	0	0	2	0	1	9
34	Major Bristol	1	2	0	0	0	0	0	1	1	2	2	0	1	0	1	6
42	Fred Smith	1	2	0	0	2	2	0	2	2	2	4	1	2	0	0	10
10	Ryan Wagner	DNP- CC															
	TEAM							0	0	0				0			
	TOTALS	20	60	2	12	8	15	21	21	42	18	50	12	15	4	8	160

TOTAL FG %	1st Half	32.4	2nd Half	34.6	OT	Game	33.3	DEADBALL	
3 PT FG %	1st Half	0.0	2nd Half	28.6	OT	Game	16.7	REBOUNDS	2
FT %	1st Half	42.9	2nd Half	62.5	OT	Game	53.3		

HOME: BRAINERD 34-3

NO	PLAYER	FG	FGA	3P	3PA	FT	FTA	OR	DR	TOT	PF	PTS	A	TO	BLK	S	MIN
03	Chad Davis	3	5	0	1	0	1	1	1	2	2	6	5	4	0	0	28
04	Nick Ross	0	1	0	0	0	0	0	2	2	3	0	2	1	0	1	7
20	Eddie Kellum	3	12	2	6	6	8	2	8	10	1	14	3	4	1	1	32
24	Tshombe High	10	16	5	10	2	2	0	4	4	0	27	0	4	3	1	32
40	Delyuan Daniels	2	3	0	0	0	0	1	1	2	3	4	2	1	2	0	27
30	Michael Hicks	DNP- CC															
12	Sam High	0	0	0	0	0	0	0	1	1	1	0	0	1	0	0	4
05	Timekeus Butts	DNP- CC															
32	Joe High	DNP- CC															
42	Frank Craven	0	0	0	0	0	1	0	2	2	1	0	0	0	0	0	4
34	Stefan Carter	2	6	0	0	1	3	3	5	8	3	5	0	2	2	4	26
22	D'Angelo Smith	DNP- CC															
	TEAM							0	0	0				1			
	TOTALS	20	43	7	17	9	15	7	24	31	14	56	12	18	8	7	160

TOTAL FG %	1st Half	42.9	2nd Half	50.0	OT	Game	46.5	DEADBALL	
3 PT FG %	1st Half	16.7	2nd Half	54.5	OT	Game	41.2	REBOUNDS	1
FT %	1st Half	50.0	2nd Half	80.0	OT	Game	60.0		

Technical Fouls: 0

Attendance: 8,400 EST

OFFICIALS

#0- Thomas Long

#0- Dan Friar

#0- Skip Jones

SCORE BY PERIODS	1	2	~~3~~ 3	~~4~~ 4	OT	FINAL
DOBYNS BENNETT	~~13~~ 13	~~13~~ 13	10	15		50
BRAINERD	~~24~~ 15	~~22~~ 9	14	18		56

TECHNICAL FOULS:

INDIVIDUAL:

DOBYNS: NONE T

BRAINERD: NONE

OFFICIAL NCAA BASKETBALL BOX SCORE 03-20-92 MURFREESBORO, TN
Licensed To: Middle Tennessee FIRST HALF

VISITORS: DOBYNS BENNETT

NO	PLAYER	FG	FGA	3P	3PA	FT	FTA	OR	DR	TOT	PF	PTS	A	TO	BLK	S	MIN
12	Ricardo Hale	4	9	0	0	0	2	4	2	6	2	8	1	0	4	2	15
14	Shane Carnes	0	3	0	0	0	1	2	3	5	0	0	2	3	0	0	8
20	Ryan Black	2	4	0	0	0	0	2	2	4	1	4	1	1	0	1	12
22	Matt Piazza	2	5	0	1	0	0	1	1	2	0	4	1	2	0	0	15
32	Jamichael Mills	1	5	0	0	1	2	3	1	4	0	3	0	1	0	0	5
44	Corky Byle	0	0	0	0	0	0	0	0	0	0	0	0	0	0	0	2
24	Demar Lewis	2	4	0	1	0	0	0	3	3	1	4	0	1	0	1	11
40	Todd Corum	0	3	0	3	0	0	1	0	1	3	0	0	1	0	0	4
34	Major Bristol	0	0	0	0	0	0	0	0	0	1	0	0	1	0	1	1
42	Fred Smith	0	1	0	0	2	2	0	1	1	2	2	1	2	0	0	7
10	Ryan Wagner	DNP-															
	TEAM							0	0	0				0			
	TOTALS	11	34	0	5	3	7	13	13	26	10	25	6	12	4	5	80

TOTAL FG %	1st Half 32.4	2nd Half	OT	Game 32.4	DEADBALL			
3 PT FG %	1st Half 0.0	2nd Half	OT	Game 0.0	REBOUNDS	1		
FT %	1st Half 42.9	2nd Half	OT	Game 42.9				

HOME: BRAINERD

NO	PLAYER	FG	FGA	3P	3PA	FT	FTA	OR	DR	TOT	PF	PTS	A	TO	BLK	S	MIN
03	Chad Davis	2	2	0	0	0	0	0	0	0	2	4	1	4	0	0	12
04	Nick Ross	0	1	0	0	0	0	0	1	1	1	0	2	1	0	1	5
20	Eddie Kellum	2	5	1	3	4	6	0	5	5	1	9	1	2	1	1	16
24	Tshombe High	3	7	0	3	0	0	0	3	3	0	6	0	2	2	1	16
40	Delyuan Daniels	1	1	0	0	0	0	0	0	0	1	2	0	1	1	0	11
30	Michael Hicks	DNP-															
12	Sam High	0	0	0	0	0	0	0	1	1	1	0	0	1	0	0	4
05	Timekeus Butts	DNP-															
32	Joe High	DNP-															
42	Frank Craven	0	0	0	0	0	1	0	2	2	1	0	0	0	0	0	4
34	Stefan Carter	1	5	0	0	1	3	3	1	4	1	3	0	2	0	2	12
22	D'Angelo Smith	DNP-															
	TEAM							0	0	0				0			
	TOTALS	9	21	1	6	5	10	3	13	16	8	24	4	13	4	5	80

TOTAL FG %	1st Half 42.9	2nd Half	OT	Game 42.9	DEADBALL			
3 PT FG %	1st Half 16.7	2nd Half	OT	Game 16.7	REBOUNDS	1		
FT %	1st Half 50.0	2nd Half	OT	Game 50.0				

Technical Fouls: 0
Attendance:

OFFICIALS
#0- Thomas Long
#0- Dan Friar
#0- Skip Jones

SCORE BY PERIODS	1	2	OT	OT	OT	FINAL
DOBYNS BENNETT	~~20~~ 13	12				25
BRAINERD	~~24~~ 15	9				24

TECHNICAL FOULS:

INDIVIDUAL:
DOBYNS: NONE T
BRAINERD: NONE

Produced by STATMAN II (tm) 3.00 EWC

1989 Class AAA State Boys' Basketball Tournament

March 15 - March 18, 1989 · Murphy Center - MTSU - Murfreesboro, TN

Game 1
Thu. Mar. 16 2:30 PM

Shelbyville (26-7)	55
Dobyns Bennett (32-4)	51

Game 2
Thu. Mar. 16 5:30 PM

Franklin (34-2)	76
Memphis North Side (33-5)	68

Game 3
Thu. Mar. 16 7:15 PM

Whites Creek (30-4)	49
Oak Ridge (33-3)	43

Game 4
Thu. Mar. 16 9:00 PM

Cleveland (27-8)	67
Fairley (30-7)	62

Game 5
Fri. Mar. 17 7:15 PM

Shelbyville	51
Franklin	53

Game 6
Fri. Mar. 17 9:00 PM

Whites Creek	81
Cleveland	55

Game 7
Sat. Mar. 18 8:00 PM

Franklin	43
Whites Creek	42

Franklin
STATE CHAMPION

OFFICIAL NCAA BASKETBALL BOX SCORE

Date 3/16/89 Site Murfreesboro, Tenn.

VISITORS (Last Name, First)

No.	Shelbyville (27-8)		Total FG FG	Total FG FGA	3-point FG	3-point FGA	FT	FTA	Rebounds Off	Rebounds Def	Rebounds Tot	PF	TP	A	TO	BLK	S	MIN
10	Chris Brown	f	2	5	1	1	4	4	0	8	8	2	9	2	6	0	0	
14	Chad Bone	f	6	8	0	0	1	3	0	1	1	2	13	2	3	0	1	
22	Ryan Porter	c	6	8	0	0	4	6	0	3	3	4	16	1	2	1	2	
32	Scott Sutton	g	2	8	0	3	4	4	2	2	4	0	8	1	1	0	4	
34	Dewayne Fishback	g	4	12	0	1	1	2	3	6	9	3	9	2	4	4	2	
20	Donnie Chunn		0	1	0	0	0	0	1	0	1	0	0	0	0	0	0	
	TEAM REBOUNDS (included in Totals)										2							
	TOTALS		20	42	1	5	14	19	6	20	28	11	55	8	16	5	9	

TOTAL FG %: 1st Half .444 (12-27) 2nd Half .533 (8-15) Game .476

3-Pt. FG %: 1st Half .333 (1-3) 2nd Half .000 (0-2) Game .200

FT %: 1st Half .800 (4-5) 2nd Half .714 (10-14) Game .737

Deadball Rebounds 0

HOME (Last Name, First)

No.	Kingsport Dobyns-Bennett (32-5)		Total FG FG	Total FG FGA	3-point FG	3-point FGA	FT	FTA	Rebounds Off	Rebounds Def	Rebounds Tot	PF	TP	A	TO	BLK	S	MIN
10	Jody Begley	f	3	5	0	0	3	4	2	4	6	1	9	1	0	0	0	
11	Tommy Dalley	f	4	12	2	4	2	2	1	2	3	5	12	4	2	0	3	
30	Hunter Halliburton	c	3	5	0	0	0	0	0	2	2	4	6	2	5	0	3	
34	Rick Webster	g	7	14	0	0	1	2	2	8	10	2	15	1	1	2	2	
45	John Boles	g	3	8	0	1	1	1	1	1	2	3	7	0	3	0	0	
32	Travis Pierson		1	3	0	0	0	0	1	1	2	1	2	0	2	0	0	
23	Eric Lyons		0	0	0	0	0	0	0	0	0	0	0	0	0	0	0	
	TEAM REBOUNDS (included in Totals)										0							
	TOTALS		21	47	2	5	7	9	7	18	25	16	51	8	13	2	8	

TOTAL FG %: 1st Half .536 (15-28) 2nd Half .316 (6-19) Game .447

3-Pt. FG %: 1st Half .500 (1-2) 2nd Half .333 (1-3) Game .400

FT %: 1st Half 1.000 (2-2) 2nd Half .714 (5-7) Game .778

Deadball Rebounds 2

OFFICIALS:

Technical Fouls:

Attendance 2,79' (7,014 - 3 sessions)

SCORE BY PERIODS	1st H.	2nd H.	OT	OT	FINAL
Shelbyville	13-16	10-16			55
Dobyns-Bennett	18-15	8-10			51

OFFICIAL NCAA BASKETBALL BOX SCORE

Date 3/16/89 Site Murfreesboro, Tenn.

VISITORS (Last Name, First)

No.	Shelbyville		Total FG FG	Total FG FGA	3-point FG	3-point FGA	FT	FTA	Rebounds Off	Rebounds Def	Rebounds Tot	PF	TP	A	TO	BLK	S	MIN
10	Chris Brown	f	1	4	1	1	0	0	0	4	4	1	3	0	2	0	0	
14	Chad Bone	f	4	6	0	0	0	0	0	1	1	2	8	1	2	0	0	
22	Ryan Porter	c	2	3	0	0	1	1	0	1	1	1	5	0	2	1	1	
32	Scott Sutton	g	2	6	0	2	2	2	1	0	1	0	6	0	1	0	1	
34	Dewayne Fishback	g	3	7	0	0	1	2	3	3	6	1	7	1	2	3	1	
20	Donnie Chunn		0	1	0	0	0	0	1	0	1	0	0	0	0	0	0	
	TEAM REBOUNDS (included in Totals)										1							
	TOTALS		12	27	1	3	4	5	5	9	15	5	29	2	9	4	3	

TOTAL FG %: 1st Half 44.4 2nd Half ____ Game ____

3-Pt. FG %: 1st Half 33.3 2nd Half ____ Game ____

FT %: 1st Half 80.0 2nd Half ____ Game ____

Deadball Rebounds ____

HOME (Last Name, First)

No.	Kingsport Dobyns-Bennett		Total FG FG	Total FG FGA	3-point FG	3-point FGA	FT	FTA	Rebounds Off	Rebounds Def	Rebounds Tot	PF	TP	A	TO	BLK	S	MIN
10	Jody Begley	f	2	4	0	0	0	0	1	4	5	0	4	0	0	0	0	
11	Tommy Dolley	f	3	4	1	1	2	2	1	0	1	1	9	4	2	0	1	
30	Hunter Halliburton	c	2	4	0	0	0	0	0	0	0	1	4	2	2	0	1	
34	Rick Webster	g	6	10	0	0	0	0	2	3	5	1	12	0	1	1	2	
08	Travis Pierson-32	g	1	3	0	0	0	0	1	1	2	1	2	0	1	0	0	
02	John Bowles-45		1	3	0	1	0	0	0	1	1	1	2	0	0	0	0	
	TEAM REBOUNDS (included in Totals)										0							
	TOTALS		15	28	1	2	2	2	5	9	14	5	33	6	6	1	4	

TOTAL FG %: 1st Half 53.6 2nd Half ____ Game ____

3-Pt. FG %: 1st Half 50.0 2nd Half ____ Game ____

FT %: 1st Half 100.0 2nd Half ____ Game ____

Deadball Rebounds ____

OFFICIALS: ____

Technical Fouls: ____

Attendance ____

SCORE BY PERIODS	1st H.	2nd H.	OT	OT	FINAL
Shelbyville	13-16				
Dobyns-Bennett	18-15				

Copyright 1987 Rules of Sports Aids, Inc. Kansas City

1981 Class AAA State Boys' Basketball Tournament

March 18 - March 21, 1981 · Murphy Center - MTSU - Murfreesboro, TN

Game 1
Thu. Mar. 19 3:00 PM

Nashville Pearl	63
Booker T. Washington	61

Game 2
Thu. Mar. 19 6:00 PM

Dobyns Bennett	63
Howard	59

Game 3
Thu. Mar. 19 7:30 PM

Memphis Carver	51
Clarksville	44

Game 4
Thu. Mar. 19 9:00 PM

Austin-East	69
Columbia	65

Game 5
Fri. Mar. 20 7:30 PM

Nashville Pearl	61
Dobyns Bennett	59

OT
Game 6
Fri. Mar. 20 9:00 PM

Memphis Carver	59
Austin-East	58

Game 7
Sat. Mar. 21 9:00 PM

Nashville Pearl	64
Memphis Carver	53

Nashville Pearl
STATE CHAMPION

AAA

90

OFFICIAL NCAA BASKETBALL BOX SCORE

Date 3-19-81 Site MURPHY CENTER

VISITORS (Last Name, First)

No.	CHATT. HOWARD (28-3)		FG	FGA	FT	FTA	REB	PF	TP	A	TO	BLK	S	MIN
11	DARRYL LUSTER	f	3	6	0	2	5	3	6	1	3			
15	STANLEY HUBBARD	f	4	10	0	2	4	0	8	1	1			
21	RONNIE MASTIN	c	9	14	0	0	0	3	18	0	2			
43	VICTOR BOYKINS	g	7	11	3	8	7	3	17	2	8			
53	MICHAEL JONES	g	2	5	2	2	5	3	6	0	1			
13	WILLIE CALDWELL		1	6	0	0	2	1	2	1	1			
35	ANTONIO PETTY		1	3	0	1	2	2	2	0	0			
	TEAM REBOUNDS (Included in Totals)						2							
	TOTALS		27	55	5	15	27	15	59	5	16			

FG %: 1st Half 52% 2nd Half _____ Game 49.1%

FT %: 1st Half 16.6% 2nd Half _____ Game 33.3%

Deadball Rebounds 0

HOME

No.	DOBYNS-BENNETT (39-0)		FG	FGA	FT	FTA	REB	PF	TP	A	TO	BLK	S	MIN
22	SCOTT FOGLE	f	3	9	2	2	1	0	8	4	3			
24	RODNEY BLYE	f	0	[illegible]	0	0	0	2	0	0	2			
32	LEE GARBER	c	11	18	1	2	15	2	23	4	8			
40	JOHN GRAY	g	3	5	0	2	10	4	6	1	2			
44	BRUCE TRANBARGER	g	7	9	8	8	5	3	22	0	2			
10	DERRECK FLACK		1	2	2	2	0	4	4	2	4			
	TEAM REBOUNDS (Included in Totals)						1							
	TOTALS		25	43	13	16	32	15	63	11	21			

FG %: 1st Half 50% 2nd Half _____ Game 58.1%

FT %: 1st Half 100% 2nd Half _____ Game 81.3%

Deadball Rebounds 0

OFFICIALS: WATKINS, WYATT

Technical Fouls: BOYKINS, PETTY (HOWARD)

Attendance _____

©by National Collegiate Athletic Association 1976

SCORE BY PERIODS

	1st ~~H.~~ Q	2nd ~~H.~~ Q	3rd ~~OT~~ Q	4th ~~OT~~ Q	FINAL
HOWARD	12	15	14	18	59
DOBYNS-BENNETT	13	14	19	17	63

AAA

17

OFFICIAL NCAA BASKETBALL BOX SCORE

Date 3-20-81 Site M'boro

VISITORS (Last Name, First)

No.	Dobyns-Bennett 39-1		FG	FGA	FT	FTA	REB	PF	TP	A	TO	BLK	S	MIN
22	Scott Eagle	f	7	19	0	0	2	5	14	3				
24	Rodney Bly	f	2	2	2	2	3	2	6		1			
32	Lee Garber	c	3	14	6	6	11	4	12	3	5			
40	John Gray	g	2	10	2	2	13	3	6	1	1			
44	Bruce Tranbarger	g	7	11	3	4	3	1	17	1	4			
52	Mike Moen		0	0	0	0	3	2	0					
10	Derrick Flack		2	5	0	1	7	3	4	1	1			
12	Tom Robinson			0			0				1			
	TEAM REBOUNDS (Included in Totals)						1							
	TOTALS		23	61	13	15	45	20	59	9	13			

FG %: 1st Half 42.9% 2nd Half _____ Game 37.7%

FT %: 1st Half 43.3% 2nd Half _____ Game 46.7%

Deadball Rebounds 1

HOME

No.	Pearl 29-6		FG	FGA	FT	FTA	REB	PF	TP	A	TO	BLK	S	MIN
10	David Smith	f	5	12	7	11	1	4	17	6	3			
12	Earl Coplen	f	1	3	0	0	2	1	2	3	1			
30	Dewayne Johns	c	2	4	0	3	2	1	4	1	3			
34	Charles Watson	g	4	8	0	1	5	4	8		2			
40	Lavosier Fisher	g	6	10	7	9	6	1	19					
20	Tony Johnson		3	3	0	0	0	0	6	2	3			
44	Riley Walton		2	3	1	3	7	4	5					
14	Graham													
	TEAM REBOUNDS (Included in Totals)						2							
	TOTALS		23	43	15	26	27	15	61	12	12			

FG %: 1st Half 50% 2nd Half _____ Game 53.4%

FT %: 1st Half 50% 2nd Half _____ Game 57.7%

Deadball Rebounds 2

OFFICIALS: Heatherly, Fanning

Technical Fouls: _____

Attendance _____

©by National Collegiate Athletic Association 1976

SCORE BY PERIODS

	1st H. (1st Qt.)	2nd H. (2nd Qt.)	OT (3rd Qt.)	OT (4th Qt.)	FINAL
Dobyns-Bennett	14	9	12	24	59
Pearl	15	15	9	22	61

1976 Class AAA State Boys' Basketball Tournament

March 16 - March 20, 1976 · Murphy Center - MTSU - Murfreesboro, TN

Game 1
Tue. Mar. 16 6:00 PM

McGavock (22-6)	61
Howard	52

Game 2
Wed. Mar. 17 1:30 PM

Haywood (24-11)	72
Science Hill (23-6)	48

Game 3
Thu. Mar. 18 4:00 PM

Nashville North	56
Dobyns Bennett	52

Game 4
Wed. Mar. 17 7:30 PM

Chattanooga Riverside (29-4)	86
Jackson Central-Merry (25-5)	80

Game 5
Fri. Mar. 19 9:00 PM

McGavock	89
Brownsville	84

Game 6
Fri. Mar. 19 7:30 PM

Nashville North	74
Chattanooga Riverside	70

Game 7
Sat. Mar. 20 9:00 PM

McGavock	97
Nashville North	77

McGavock
STATE CHAMPION

"AA" TSSAA Boys State Tourney
1st Round

Stats Form 103-A. Order Masters From Med West, 2650 Acorn Ave., N.E., Atlanta, Ga. 30305

OFFICIAL BASKETBALL BOX

	DOBYNS-BENNETT		FIELD GOALS MADE	FIELD GOALS ATT'D.	FREE THROWS MADE	FREE THROWS ATT'D.	RE-BOUNDS	ASS'TS	PER. FOULS	TOTAL POINTS	TURN-OVERS	MINS. PLAYED
G	Tommy Henry	10	5	11	2	4	4	2	2	12	0	
G	Mark Elliott	20	5	15	2	2	8	8	3	12	5	
C	Chuck Bleuins	34	4	8	1	2	2	1	2	9	3	
F	Dave Begley	30	3	6	0	0	1	0	0	6	1	
F	Gene Davis	42	3	5	1	2	3	0	4T	7	1	
	David Cole	44	2	4	0	0	2	1	2	4	0	
	Dickie Jones	22	0	2	2	2	3	1	1	2	1	
	Dale Evans	40										
	Joey Bedford	32										
	Mike Breeding	14										
	Jeff Adrian	50										
	Paul Horton	24										
	TOTALS		22	51	8	12	29	13	14	52	11	

PERCENTAGES: FGs: 1st H ____ 2nd H ____ Game 43.1
FTs: 1st H ____ 2nd H ____ Game 66.7

Shots Missed 33
Team Rebounds 6
Dead Balls (0)

	NORTH NASHVILLE		FIELD GOALS MADE	FIELD GOALS ATT'D.	FREE THROWS MADE	FREE THROWS ATT'D.	RE-BOUNDS	ASS'TS	PER. FOULS	TOTAL POINTS	TURN-OVERS	MINS. PLAYED
F	Charles Johnson	45	2	3	1	2	8	0	2	5	3	
F	Vincent Cowan	25	3	7	1	4	5	2	2	7	3	
C	Timothy Hyde	41	3	11	3	4	6	0	4	9	1	
G	John Wade	43	11	13	5	5	7	1	3	27	2	
G	Jeff Smith	11	4	14	0	0	2	5	4	8	3	
	Jackie Vaughn	33										
	Augustus Church	51	0	0	0	0	1	0	0	0	0	
	Elvis Douglas	15										
	Ivan Boggs	13	0	1	0	0	0	0	0	0	0	
	Michael Ball	23										
	Raymond Patton	31										
	Jerry Plantt	21										
	TOTALS		23	49	10	15	35	8	15	56	12	

PERCENTAGES: FGs: 1st H ____ 2nd H ____ Game 46.9
FTs: 1st H ____ 2nd H ____ Game 66.7

Shots Missed 31
Team Rebounds 6
Dead Balls (1)

OFFICIALS: Doug H/Coulter
CROWD: 2,772 (1st Session)
DATE: 3/11/76 - MTSU

SCORE BY PERIODS	1	2	3	4	EP	EP	G
DOBYNS-BENNETT	16	8	13	15			52
NORTH	12	12	11	20			56

1975 Large Class State Boys' Basketball Tournament

March 12 - March 15, 1975 · Murphy Center - MTSU - Murfreesboro, TN

Game 9
Thu. Mar. 13 9:00 PM

Memphis North Side (32-3)	74
Springfield (31-2)	57

Game 10
Thu. Mar. 13 4:00 PM

Dobyns Bennett (33-2)	56
Nashville North (17-9)	53

Game 11
Wed. Mar. 12 9:00 PM

Fairley (30-4)	69
Nashville Pearl (26-2)	63

Game 12
Wed. Mar. 12 4:00 PM

Sullivan Central (26-9)	63
Haywood (33-1)	62

Game 13
Fri. Mar. 14 9:00 PM

Memphis North Side	64
Dobyns Bennett	61

Game 14
Fri. Mar. 14 4:00 PM

Fairley	59
Sullivan	53

Game 15
Sat. Mar. 15 9:00 PM

Memphis North Side	76
Fairley	63

Memphis North Side
STATE CHAMPION

CAGE CHART Nash North vs Kingsport AT TSSAA State Tourn. DATE 3/13/75 Final

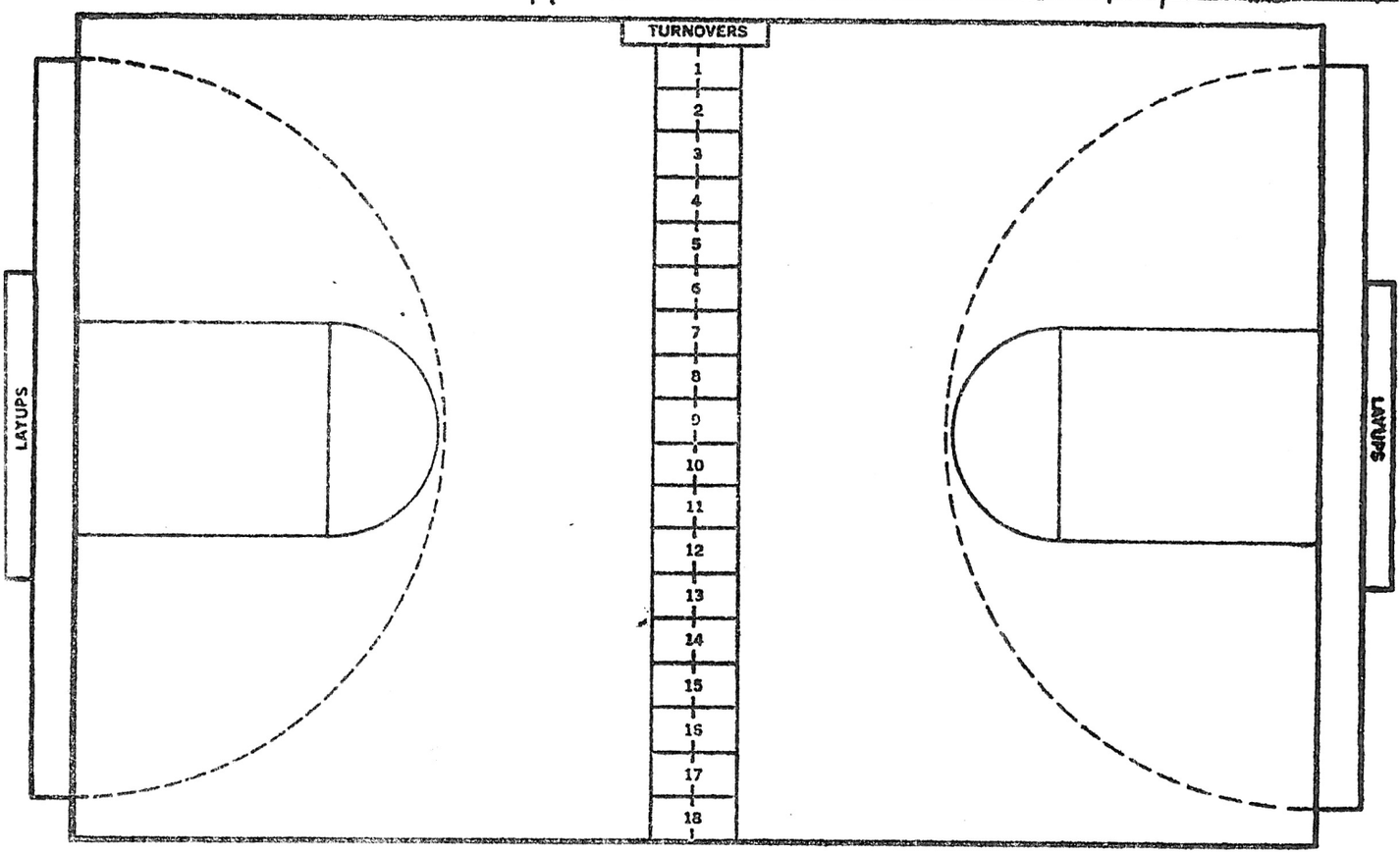

NO.	N. North	FG—FGA	FT—FTA	RB	P	TP
42	WADE John	3-9	1-2	9	0	7
44	JOHNSON Charles	3-5	0-0	6	3	6
40	HYDE Timothy	8-21	0-1	12	5	16
10	SMITH Jeffery	0-7	0-0	2	2	0
30	WHITE Dexter	9-18	0-0	2	0	18
24	COWAN Vincent	2-3	0-0	9	3	4
20	TERRY Peter	0-0	0-0	0	1	0
22	NEAL Parrell	1-2	0-0	0	2	2
		-	-			
		-	-			
		-	-			
		-	-			
		-	-			
		-	-			
TOTALS		26-65	1-3	40	16	53
PERCENTS		40.0	33.3	1	TEAM REBOUNDS (NOT IN TOTAL)	

NO.	Kingsport	FG—FGA	FT—FTA	RB	P	TP
15	ECKEL Anthony	8-19	2-2	6	2	18
25	ELLIOTT Mark	2-6	5-6	2	3	9
41	SENSABAUGH Kim	4-7	1-2	11	3	9
35	BLEVINS Chuck	2-8	1-4	4	0	5
31	ADAMS Jerry	4-8	7-8	2	0	15
45	TODD Carter	0-0	0-0	1	0	0
23	JONES Dickie	0-0	0-0	0	0	0
		-	-			
		-	-			
		-	-			
		-	-			
		-	-			
		-	-			
		-	-			
TOTALS		20-48	16-22	26	8	56
PERCENTS		41.7	72.7	8	TEAM REBOUNDS (NOT IN TOTAL)	

SCORE BY HALVES: North 14 - 14 - 10 - 15 = 53
Kingsport 15 - 13 - 10 - 18 = 56

OFFICIALS:

CAGE CHART Nashville North vs. Dobyns-Bennett (Kingsport) AT TSSAA Boys State Tournament DATE Mar. 15, 1975 HALF First

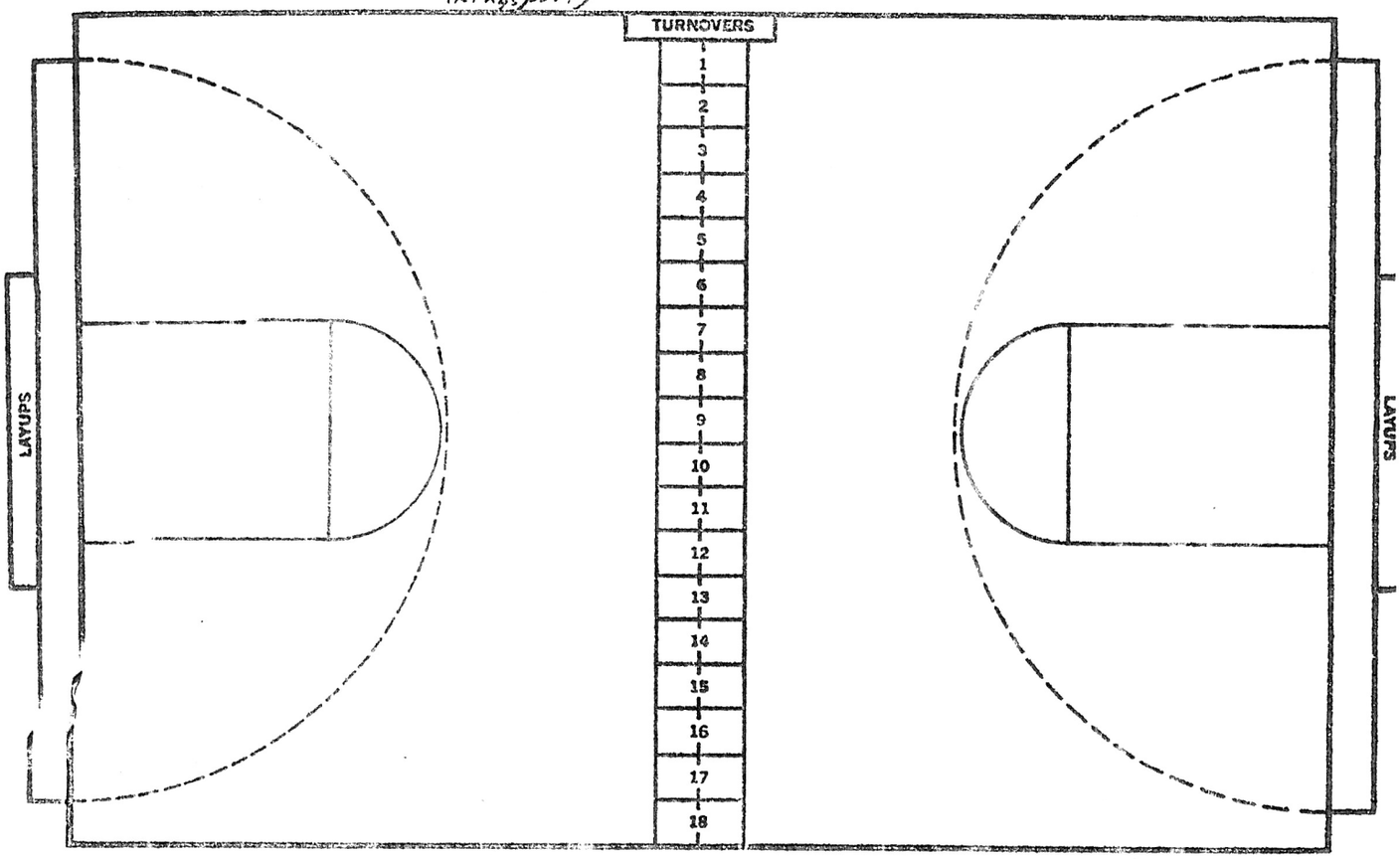

NO.	Nash. North	FG—FGA	FT—FTA	RB	P	TP
42	WADE John	2-6	0-0	7	0	4
44	JOHNSON Charles	0-2	0-0	3	2	0
40	HYDE Timothy	7-11	0-1	5	1	14
10	SMITH Jeffery	0-6	0-0	1	1	0
30	WHITE Dexter	4-7	0-0	0	0	8
24	COWAN Vincent	1-1	0-0	4	1	2
		-	-			
		-	-			
		-	-			
		-	-			
		-	-			
		-	-			
		-	-			
		-	-			
TOTALS		14-33	0-1	20	5	28
PERCENTS		42.4	00.0	0	TEAM REBOUNDS (NOT IN TOTAL)	

NO.	Knopt Dobyns-Bennett	FG—FGA	FT—FTA	RB	P	TP
15	ECKEL Anthony	3-9	0-0	4	1	6
25	ELLIOTT Mark	2-3	2-2	0	1	6
41	SENKABAUGH Kim	2-3	0-0	6	3	4
35	BLEVINS Chuck	2-4	1-2	0	0	5
31	ADAMS Jerry	3-4	1-2	1	0	7
45	TODD Carter	0-0	0-0	1	0	0
23	JONES Dickie	0-0	0-0	0	0	0
		-	-			
		-	-			
		-	-			
		-	-			
		-	-			
		-	-			
		-	-			
		-	-			
TOTALS		12-23	4-6	12	5	28
PERCENTS		52.2	66.7	1	TEAM REBOUNDS (NOT IN TOTAL)	

SCORE BY HALVES: North: 14 + 14 = 28

OFFICIAL BASKETBALL BOX

1975 TSSAA BOYS STATE TOURNAMENT

Class "2" Semi-Finals

HALFTIME

FINAL

HOME TEAM

	Dobyns-Bennett	FIELD GOALS MADE	FIELD GOALS ATT'D.	FREE THROWS MADE	FREE THROWS ATT'D.	RE-BOUNDS	ASS'TS	PER. FOULS	TOTAL POINTS	TURN-OVERS	MINS. PLAYED
F	34 - Chuck Bleving	2	7	0	1	9	0	2	4		
F	14 Tony Eckel	8	17	0	0	4		2	16		
C	40 Kim Sensabaugh	3	11	3	4	6		2	9		
G	24 - Mark Elliott	4	5	2	2	3		4	10		
G	30 Jerry Adams	8	13	6	6	6		2	22		
					TEAM REBOUNDS	6					
	TOTALS	25	53	11	13	34		12	61		

PERCENTAGES: FG. 47.2 FT. 84.6 SHOTS MISSED 30

VISITORS

	Memphis Northside	FIELD GOALS MADE	FIELD GOALS ATT'D.	FREE THROWS MADE	FREE THROWS ATT'D.	RE-BOUNDS	ASS'TS.	PER. FOULS	TOTAL POINTS	TURN-OVERS	MINS. PLAYED
F	43 Larry Spicer	9	20	2	6	9		2	20		
F	35 James Maxwell	7	14	0	0	5		0	14		
C	53 James Campbell	0	1	5	6	7		3	5		
G	31 - George Jones	5	13	1	2	4		2	11		
G	33 Andrew Hollins	4	8	0	0	3		3	8		
	55 Andrew Linear	0	2	0	0	3		1	0		
	11 Lorenzo Carter	3	6	0	0	1		2	6		
					TEAM REBOUNDS	6					
	TOTALS	28	64	8	14	38		13	64		

PERCENTAGES: FG. 43.6 FT. 57.1 SHOTS MISSED 42

OFFICIALS Asbury & Greene

ATTENDANCE

DATE/SITE Mar. 14, 1975 / MTSU Murfreesboro, Tn.

SCORE BY PERIODS	1	2	3	4	EP	EP	G
Dobyns-Bennett	15	18	8	20			61
Northside	14	19	15	16			64

TEAM RECORDS

HOME TEAM	ALL	OVC	NEXT GAME/DATE
VISITORS	ALL	OVC	NEXT GAME/DATE

OFFICIAL BASKETBALL BOX

1975 TSSAA BOYS STATE TOURNAMENT
Class "L" Semi-Finals

HALFTIME

FINAL

HOME TEAM

	Dobyns-Bennett	FIELD GOALS MADE	FIELD GOALS ATT'D.	FREE THROWS MADE	FREE THROWS ATT'D.	RE-BOUNDS	ASS'TS	PER. FOULS	TOTAL POINTS	TURN-OVERS	MINS. PLAYED
F	34 - Chuck Blevins	1	3	0	1	5		1	2		
F	44 - Tony Eckel	3	7	0	0	3		1	6		
C	40 - Kim Sensabaugh	3	7	1	2	4		1	7		
G	24 - Mark Elliott	1	2	2	2	2		1	4		
G	30 - Jerry Adams	5	7	4	4	2		1	14		
	TEAM REBOUNDS					3					
	TOTALS	13	26	7	9	19		5	33		

PERCENTAGES: FG. 50.0 FT. 77.8 SHOTS MISSED 15

VISITORS

	Memphis Northside	FIELD GOALS MADE	FIELD GOALS ATT'D.	FREE THROWS MADE	FREE THROWS ATT'D.	RE-BOUNDS	ASS'TS.	PER. FOULS	TOTAL POINTS	TURN-OVERS	MINS. PLAYED
F	42 - Larry Spicer	3	10	0	1	4		0	6		
F	35 - James Maxwell	5	8	0	0	3		0	10		
C	23 - James Campbell	0	0	1	2	3		3	1		
G	31 - George Jones	3	9	0	0	1		1	6		
G	33 - Andrew Hollins	2	3	0	0	1		2	4		
	50 - Andrew Linear	0	2	0	0	3		1	0		
	41 - Lorenzo Carter	3	5	0	0	1		1	6		
	TEAM REBOUNDS					3					
	TOTALS	16	37	1	3	19		8	33		

PERCENTAGES: FG. 43.2 FT. 33.3 SHOTS MISSED 23

OFFICIALS Asbury & Greene

ATTENDANCE

DATE/SITE Mar. 14, 1975 / MTSU Murfreesboro, Tn.

SCORE BY PERIODS	1	2	3	4	EP	EP	G
Dobyns-Bennett	15	18					
Northside	14	19					

TEAM RECORDS

	ALL	OVC	
HOME TEAM	—	—	NEXT GAME/DATE
VISITORS	—	—	NEXT GAME/DATE

1973 Large Class State Boys' Basketball Tournament

March 14 - March 17, 1973 · Stokely Athletic Center - UT Knoxville - Knoxville, TN

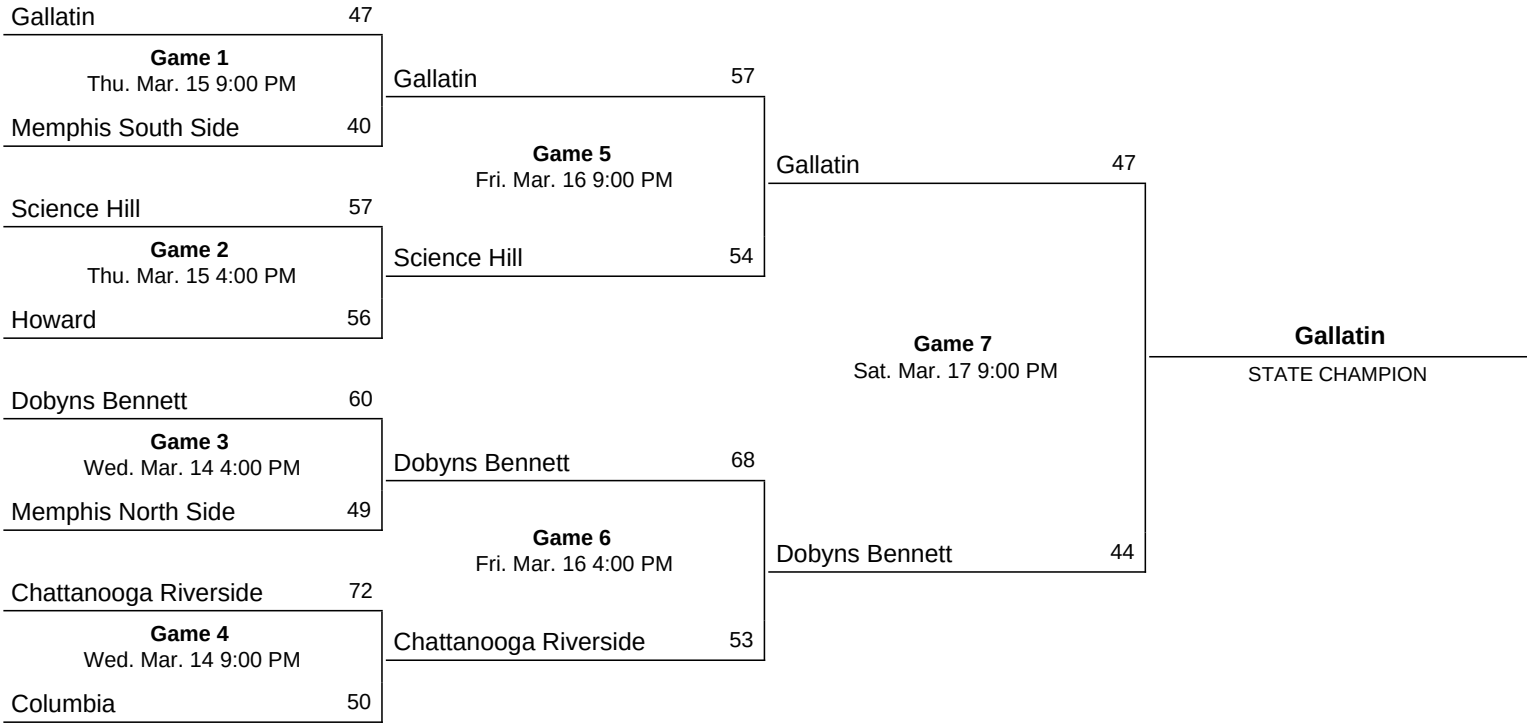

UNIVERSITY OF TENNESSEE
SPORTS PUBLICITY

Game 2 (L)

DATE: March 14, 1973

ATTENDANCE: 2000

POINTS SCORED EACH PERIOD	First Half	Second Half	OT	OT	Final
Kingsport	[illegible]	[illegible]			[illegible]
TENNESSEE	[illegible]	[illegible]			[illegible]
Memphis Northside	[illegible]	[illegible]			[illegible]

TEAM Kingsport D-B	FIELD GOALS MADE	FIELD GOALS ATT.	FIELD GOALS PER-CENT	FREE THROWS MADE	FREE THROWS ATT.	FREE THROWS PER-CENT	RE-BOUNDS	PER. FOULS	ASSTS.	TOTAL POINTS
~~[illegible]~~ Releford	2	4		0	0		5	0		4
Johnson	5	15		4	6		9	3		14
Jones	1	2		0	0		2	3		2
Winegar	10	16		0	0		2	1		20
Brown	8	16		0	1		2	2		16
Brixey	1	1		2	2		2	2		4
Delaney	0	1		0	0		0	0		0
~~Lester~~										
~~Lyons~~										
~~Blye~~										
Team							7			
TOTALS	27	55	49.1	6	9	66.7	29	11		60

TEAM Memphis Northside	FIELD GOALS MADE	FIELD GOALS ATT.	FIELD GOALS PER-CENT	FREE THROWS MADE	FREE THROWS ATT.	FREE THROWS PER-CENT	RE-BOUNDS	PER. FOULS	ASSTS.	TOTAL POINTS
Johnson	3	7		3	3		5	3		9
Shaw	1	5		2	4		6	1		4
Fry	8	13		2	2		6	3		18
Bivens	0	3		0	0		0	2		0
Brown	3	10		0	2		4	0		6
Spicer	2	5		0	1		6	0		4
Irby	4	7		0	0		3	0		8
Jones	0	0		0	0		0	1		0
~~Poindexter~~										
~~Robinson~~										
Team				0	1		7			
TOTALS	21	50	42.0	7	13	53.8	37	10		49

Willie Smith and Charles McConnell

UNIVERSITY OF TENNESSEE
SPORTS PUBLICITY

State Tournament – Game #2

Class A Semi-Finals

DATE: March 16, 1973

ATTENDANCE: 4603

Turnovers
Riv – 15
Kings – 13

POINTS SCORED EACH PERIOD

	First Half		Second Half		1st	2nd	Ext.
Riverside TENNESSEE	16	15	12	20			
Kingsport	12	22	16	18			

TEAM Chattanooga Riverside	FIELD GOALS MADE	FIELD GOALS ATT.	FIELD GOALS PER-CENT	FREE THROWS MADE	FREE THROWS ATT.	FREE THROWS PER-CENT	RE-BOUNDS	PER. FOULS	ASSTS.	TOTAL POINTS
McAfee	8	17		2	3		8	4		18
Roberts	8	16		7	7		14	2		23
Powell	2	10		0	0		6	3		4
Morgan	4	8		0	2		3	2		8
Ashley	0	5		0	2		1	5		2
Whitaker	0	2		0	1		0	0		0
Watson	0	1		0	0		1	0		0
Murphy	0	0		0	0		0	0		0
Stewart	0	0		0	0		0	0		0
Williams	0	0		0	0		1	1		0
Team							5			
TOTALS	22	59	37.3	9	15	60.0	39	17		53

TEAM Kingsport D-B	FIELD GOALS MADE	FIELD GOALS ATT.	FIELD GOALS PER-CENT	FREE THROWS MADE	FREE THROWS ATT.	FREE THROWS PER-CENT	RE-BOUNDS	PER. FOULS	ASSTS.	TOTAL POINTS
Johnson	10	18		2	3		10	4		22
Releford	2	7		4	4		8	2		8
Jones	2	2		4	4		4	4		8
Minegar	5	8		0	1		3	1		10
Brown	8	18		2	2		3	2		18
Brixey	1	1		0	1		1	3		2
Delaney										
Lyons										
[illegible]										
Dye										
Team							6			
TOTALS	28	56	50.0	12	15	80.0	35	16		68

OFFICIALS: Ray Street and Bill Arata

Gallatin (47) — Harris 9, Ligon 14, Williams 7, Bennett 2, Smith 0, Stewart 14, Chumbley 1.

Kingsport (44) — Johnson 16, Releford 7, Jones 0, Winegar 6, Brown 13, Brixley 13, Delaney 2.

Halftime: Kingsport 29-20.

ALL-TOURNAMENT

Class L — Tyree Ligon, Gallatin; Charlie Stuart, Johnson City; Carter Johnson, Kingsport; Anthony Roberts, Riverside; Skip Brown, Kingsport, MVP.

1972 State Boys' Basketball Tournament

March 14 - March 18, 1972

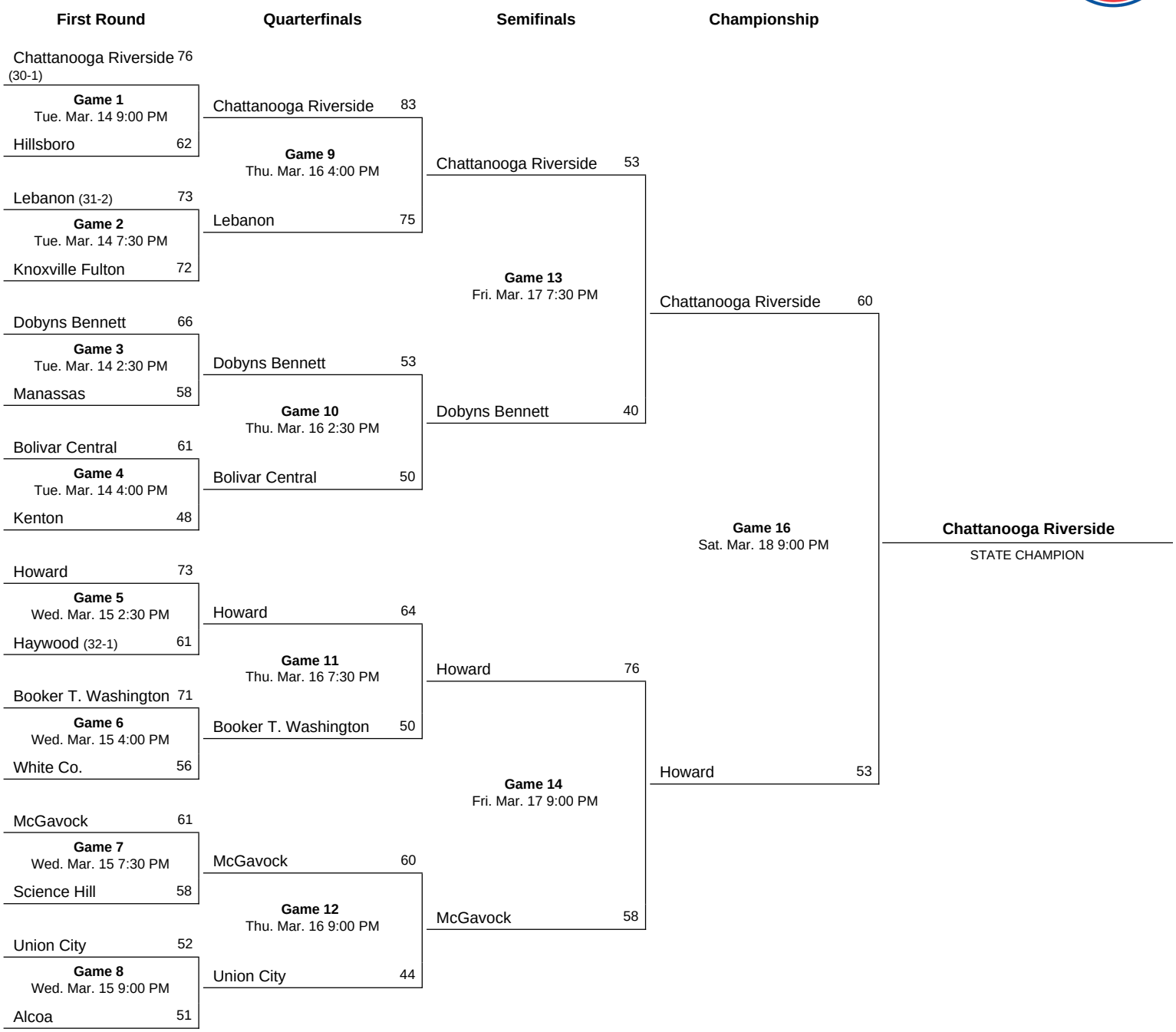

Consolation Contests

Mar. 18 9:00 PM Game 15 Third Place **Dobyns Bennett 68**, McGavock 51 **Stats**

OFFICIAL BASKETBALL BOX SCORE

Game # 1

Kingsport vs. Memphis Manassas

Date: March 14, 972, 19____ Site: Nashville Tennessee

Attendance: _____

Officials: Dale Kelley and Ray Street

Score by Halves: State Tournament E

Team	1st	2nd	3rd	4th	FINAL
Kingsport	15	16	14	21	66
Manassas	12	19	12	14	58

No.	(VISITING TEAM) Player KINGSPORT	Field Goals Made	Field Goals Att'd.	Free Throws Made	Free Throws Att'd.	Re-bounds	Ass'ts.	Per. Fouls	Total Points	Mins. Played
44	Releford	5	6	6	8	10		3	16	
34	Jones	1	3	0	1	5		0	2	
40	Begley	3	6	0	1	8		4	6	
14	Brown	9	18	3	4	3		2	21	
22	Warren	6	17	3	4	0		1	15	
24	Johnson	1	2	0	0	2		0	2	
30	Winegar	2	3	0	0	0		0	4	
	Team Rebounds					3				
	TEAM TOTALS	27	55	12	18	31		10	66	
	(Percentages)	49.1%		66.7%						

Team Turnovers _____

No.	(HOME TEAM) Player MANASSAS	Field Goals Made	Field Goals Att'd.	Free Throws Made	Free Throws Att'd.	Re-bounds	Ass'ts.	Per. Fouls	Total Points	Mins. Played
11	Wilson	10	16	7	9	15		4	27	
15	Tunstall	6	18	1	2	8		3	13	
12	Flowers	0	0	0	1	4		0	0	
21	Webb	2	6	0	0	5		0	4	
4	Triggs	1	2	0	0	3		1	2	
10	Harris	2	12	0	0	2		2	4	
14	Jones	4	7	0	1	5		2	8	
3	Walls	0	0	0	0	0		1	0	
	Team Rebounds					2				
	TEAM TOTALS	25	61	8	13	44		13	58	
	(Percentages)	41.0%		61.5%						

Team Turnovers _____

OFFICIAL BASKETBALL BOX SCORE

Game # 1
Quarterfinals

Kingsport vs. Bolivar
Date: March 16, 19 72 Site: Memorial Gym
Attendance:
Officials: Bolo Kelley & Ray Asbury

Score by Halves:

Team	1st	2nd	OT	OT	FINAL
Bolivar	13	9	9	19	50
Kingsport	20	8	12	13	53

No.	(VISITING TEAM) Player BOLIVAR	Field Goals Made	Field Goals Att'd.	Free Throws Made	Free Throws Att'd.	Re-bounds	Ass'ts.	Per. Fouls	Total Points	Mins. Played
23	Criso	9	21	5	7	15		4	23	
43	L. Lewis	1	8	0	2	9		1	2	
24	Harris	1	5	1	1	4		0	3	
25	Robinson	3	12	1	2	3		1	7	
35	Wade	7	14	0	0	3		1	14	
41	S. Lewis	0	1	1	2	1		4	1	
	Team Rebounds					1				
	TEAM TOTALS	21	61	8	14	36		11	50	
	(Percentages)	34.4%		57.1%						

Team Turnovers

No.	(HOME TEAM) Player KINGSPORT	Field Goals Made	Field Goals Att'd.	Free Throws Made	Free Throws Att'd.	Re-bounds	Ass'ts.	Per. Fouls	Total Points	Mins. Played
40	Bagley	4	6	3	3	8		4	11	
22	Ferguson	4	8	3	5	1		3	11	
14	Brown	8	16	0	1	4		2	16	
34	Jones	2	2	2	2	10		1	6	
44	Rutherford	4	8	1	2	8		1	9	
30	Windsor	0	1	0	0	0		0	0	
50	Parker	0	0	0	1	1		1	0	
24	Johnson	0	0	0	1	0		1	0	
	Team Rebounds					3				
	TEAM TOTALS	22	41	9	15	35		13	53	
	(Percentages)	53.7%		60.%						

Team Turnovers

OFFICIAL BASKETBALL BOX SCORE

Kingsport vs. Chattanooga Riverside

Date: March 17, 19 72 Site: Memorial Gym

Attendance:

Officials: Ray Street & Ray Asbury

Score by Halves:

Team	1st	2nd	OT	OT	FINAL
Kingsport	16	10	8	6	40
Riverside	13	17	14	7	53

No.	(VISITING TEAM) Player RIVERSIDE	Field Goals Made	Field Goals Att'd.	Free Throws Made	Free Throws Att'd.	Rebounds	Ass'ts.	Per. Fouls	Total Points	Mins. Played
24	Roberts	6	16	0	1	21		0	12	12
40	Buckley	3	7	0	1	12		3	6	
22	Poole	7	11	1	5	12		2	15	
14	Jones	2	5	7	7	3		1	11	
10	Howard	3	7	0	1	2		3	6	
32	McAfee	0	1	0	0	0		0	0	
50	Murphy	1	3	1	2	3		2	3	
	Team Rebounds									
	TEAM TOTALS	22	50	9	17	53		11	53	
	(Percentages)	42.0		52.9						

Team Turnovers

No.	(HOME TEAM) Player KINGSPORT	Field Goals Made	Field Goals Att'd.	Free Throws Made	Free Throws Att'd.	Rebounds	Ass'ts.	Per. Fouls	Total Points	Mins. Played
40	Begley	2	9	3	4	6		2	7	
44	Releford	3	5	0	2	3		2	6	
34	Jones	2	5	0	0	10		2	4	
22	Warren	5	13	0	0	0		1	10	
14½	Brown	3	16	3	4	4		3	9	
30	Winegar	1	2	0	0	1		0	2	
24	Johnson	0	0	0	2	0		1	0	
50	BRIXEY	1	1	0	0	0		0	2	
32	SHIPLEY	0	1	0	0	0		0	0	
	Team Rebounds									
	TEAM TOTALS	17	52	6	12	24		12	40	
	(Percentages)	32.7		50.0						

Team Turnovers

OFFICIAL BASKETBALL BOX SCORE

Kingsport vs. McGavock

Date: March 18, 19 72 Site: Memorial Gym

Attendance:

Officials: Lee Taylor & Ray Street

Score by Halves:

Team	1st	2nd	3 OT	4 OT	FINAL
McGavock	16	16	6	13	51
Kingsport	22	7	19	20	68

No.	(VISITING TEAM) Player MCGAVOCK	Field Goals Made	Field Goals Att'd.	Free Throws Made	Free Throws Att'd.	Re-bounds	Ass'ts.	Per. Fouls	Total Points	Mins. Played
15	Knight	3	10	2	3	15		5	8	
43	Curd	0	2	0	0	1		1	0	
51	Flatt	6	12	5	6	11		5	17	
31	Johnson	4	13	0	1	3		1	8	
13	Miller	1	8	2	3	5		4	4	
23	Pittman	2	5	0	2	1		2	4	
25	Dennis	2	4	0	0	1		0	4	
11	Downing	0	4	0	0	3		1	0	
45	ZOCCALA	1	1	0	0	1		1	2	
35	MATLOCK	1	2	2	4	4		1	4	
	Team Rebounds					2				
	TEAM TOTALS	20	61	11	19	47		21	51	
	(Percentages)	32.8		57.9						

Team Turnovers

No.	(HOME TEAM) Player KINGSPORT	Field Goals Made	Field Goals Att'd.	Free Throws Made	Free Throws Att'd.	Re-bounds	Ass'ts.	Per. Fouls	Total Points	Mins. Played
44	Reloford	3	10	3	5	6		0	9	
32	Shipley	3	7	2	2	6		1	8	
40	Bogley	5	8	2	3	4		5	12	
14	Brown	8	13	4	4	7		2	20	
22	Warren	2	9	4	8	5		1	8	
34	Jones	3	4	3	3	9		3	9	
24	Johnson	0	4	2	2	1		0	2	
50	Brixey	0	1	0	2	3		0	0	
30	Winegar	0	1	0	0	2		1	0	
42	McCulley	0	0	0	0	0		0	0	
	Team Rebounds					1				
	TEAM TOTALS	24	57	20	29	44		13	68	
	(Percentages)	43.9%		[illegible]						

Team Turnovers

1971 State Boys' Basketball Tournament

March 9 - March 13, 1971

First Round

Nashville Cameron 80
Game 1
Tue. Mar. 9 7:30 PM
Melrose 58

Oak Ridge 70
Game 2
Tue. Mar. 9 9:00 PM
Clarksville 59

Murfreesboro 60
Game 3
Tue. Mar. 9 2:30 PM
Howard 58

Humboldt 51
Game 4
Tue. Mar. 9 4:00 PM
Sullivan Central 49

Lexington 59
Game 5
Wed. Mar. 10 7:30 PM
Knoxville Fulton 51

Memphis Geeter 55
Game 6
Tue. Mar. 9 9:00 PM
Nashville North 51

Bradley Central 69
Game 7
Wed. Mar. 10 2:30 PM
Lawrenceburg 64

Dobyns Bennett 67
Game 8
Wed. Mar. 10 4:00 PM
Trezevant 48

Quarterfinals

Nashville Cameron 67
Game 9
Thu. Mar. 11 4:00 PM
Oak Ridge 45

Murfreesboro 60
Game 10
Thu. Mar. 11 2:30 PM
Humboldt 53

Lexington 70
Game 11
Thu. Mar. 11 9:00 PM
Memphis Geeter 51

Bradley Central 60
Game 12
Thu. Mar. 11 7:30 PM
Dobyns Bennett 54

Semifinals

Cameron 49
Game 13
Fri. Mar. 12 7:00 PM
Murfreesboro 44

Lexington 74
Game 14
Fri. Mar. 12 8:30 PM
Bradley Central 53

Championship

Nashville Cameron 56
Game 16
Sat. Mar. 13 7:00 PM
Lexington 50

Nashville Cameron
STATE CHAMPION

Consolation Contests

Mar. 13 8:30 PM Game 15 Third Place **Murfreesboro 64**, Bradley Central 46 **Stats**

Stats Form 103-A—Order Masters from Ned West, 2080 Acorn Avenue, N.E., Atlanta, Georgia 30305

OFFICIAL BASKETBALL BOX

#6 GAME

TREZEVANT	FIELD GOALS MADE	FIELD GOALS ATT'D.	FREE THROWS MADE	FREE THROWS ATT'D.	RE-BOUNDS	ASS'TS	PER. FOULS	TOTAL POINTS	TURN-OVERS	MINS. PLAYED
HUTCH	8	15	0	0	3	0	2	16	1	
FOSTER	0	2	0	0	1	0	2	0	0	
MERRITT	0	1	0	1	5	0	2	0	1	
JOYNER	11	21	2	5	8	0	3	24	2	
PATTERSON	0	10	1	2	1	2	2	1	5	
SMITH	2	5	2	4	5	0	3	6	0	
TATE	0	0	0	0	0	0	1	0	0	
WALL	0	0	0	0	2	0	0	0	0	
HOUSE	0	0	0	0	0	0	0	0	0	
BROWNING	0	3	1	2	0	0	1	1	0	
TEAM					6					
TOTALS	21	57	6	14	32	2	16	48	9	

PERCENTAGES: FGs: 1st H ____ 2nd H ____ Game 36.8% Shots Missed ____
FTs: 1st H ____ 2nd H ____ Game 42.9% Team Rebounds ____

KINGSPORT	FIELD GOALS MADE	FIELD GOALS ATT'D.	FREE THROWS MADE	FREE THROWS ATT'D.	RE-BOUNDS	ASS'TS	PER. FOULS	TOTAL POINTS	TURN-OVERS	MINS. PLAYED
GILMORE	7	12	0	3	9	0	1	14	4	
BROWN	4	7	2	2	7	3	1	10	9	
PAYNE	4	6	4	5	7	0	1	12	2	
DURHAM	4	7	3	5	7	1	1	11	0	
BEGLEY	3	7	2	2	6	0	5	8	1	
WILLIAMS	3	5	2	2	1	2	1	8	0	
A. RELEFORD	1	3	0	0	2	1	1	2	1	
G. RELEFORD	1	2	0	1	1	0	0	2	0	
DUDNEY	0	0	0	0	0	0	0	0	0	
WARREN	0	1	0	0	0	0	0	0	0	
TEAM					1					
TOTALS	27	50	13	20	41	7	11	67	17	

PERCENTAGES: FGs: 1st H ____ 2nd H ____ Game 54% Shots Missed ____
FTs: 1st H ____ 2nd H ____ Game 65% Team Rebounds ____

OFFICIALS BEAMON & MEREDITH
CROWD 2,459
DATE MARCH 10, 1971

SCORE BY PERIODS	1	2	3	4	EP	EP	G
TREZEVANT	8	16	15	9			48
KINGSPORT	21	10	12	24			67

Stats Form 103-A—Order Masters from Nad West, 2660 Acorn Avenue, N.E., Atlanta, Georgia 30305

OFFICIAL BASKETBALL BOX

#11 GAME

KINGSPORT	FIELD GOALS MADE	FIELD GOALS ATT'D.	FREE THROWS MADE	FREE THROWS ATT'D.	RE-BOUNDS	ASS'TS	PER. FOULS	TOTAL POINTS	TURN-OVERS	MINS. PLAYED
DURHAM	0	5	1	1	9	3	5	1	0	
BEGLEY	6	15	1	3	12	0	3	13	3	
PAYNE	4	6	0	0	10	0	5	8	1	
GILMORE	3	18	1	1	3	3	2	7	3	
BROWN	5	8	1	1	2	0	0	11	2	
WILLIAMS	2	5	1	1	3	2	2	5	0	
A. RELEFORD	2	6	1	4	5	1	0	5	0	
DUDNEY	1	6	2	2	2	1	0	4	0	
TEAM					3					
TOTALS	23	69	8	13	39	10	17	54	9	

PERCENTAGES: FGs: 1st H____ 2nd H____ Game 33% Shots Missed____
FTs: 1st H____ 2nd H____ Game 61.5% Team Rebounds____

BRADLEY COUNTY	FIELD GOALS MADE	FIELD GOALS ATT'D.	FREE THROWS MADE	FREE THROWS ATT'D.	RE-BOUNDS	ASS'TS	PER. FOULS	TOTAL POINTS	TURN-OVERS	MINS. PLAYED
HARRIS	3	8	0	1	5	1	1	6	5	
CALLAHAN	4	7	5	7	9	0	3	13	0	
BOTTS	9	21	7	13	15	2	2	25	2	
ODOM	1	4	0	0	3	3	0	2	1	
SCOTT	2	8	0	0	0	3	3	4	3	
ROGERS	2	5	1	1	4	0	0	5	0	
M. SULLIVAN	1	2	3	4	3	2	0	5	2	
TEAM					1					
TOTALS	22	55	16	26	40	11	9	60	14	

PERCENTAGES: FGs: 1st H____ 2nd H____ Game 40% Shots Missed____
FTs: 1st H____ 2nd H____ Game 61.5% Team Rebounds____

OFFICIALS MATHIS & BEAMON

CROWD____

DATE MARCH 11 1971

SCORE BY PERIODS	1	2	3	4	EP	EP	G
KINGSPORT	11	11	15	17			54
BRADLEY Co.	14	13	8	25			60

1970 State Boys' Basketball Tournament

March 12 - March 15, 1970 · UT Knoxville - Knoxville, TN

Game 9
Thu. Mar. 12 9:00 PM

Nashville Cameron	55
Chattanooga Riverside	54

Game 10
Thu. Mar. 12 7:30 PM

Dobyns Bennett	51
Union City	37

Game 11
Thu. Mar. 12 2:30 PM

Melrose (27-4)	66
Murfreesboro	50

Game 12
Thu. Mar. 12 4:00 PM

Powell	66
Lexington	40

Game 13
Fri. Mar. 13

Nashville Cameron	59
Dobyns Bennett	45

Game 14
Fri. Mar. 13

Melrose	60
Powell	47

Game 15
Sat. Mar. 14

Nashville Cameron	62
Melrose	52

Nashville Cameron
STATE CHAMPION

Consolation Contests

Mar. 14	Game 15	Third Place	**Dobyns Bennett 63**, Powell 54 **Stats**

UNIVERSITY OF TENNESSEE
SPORTS PUBLICITY

DATE: March 12, 1970

ATTENDANCE:

POINTS SCORED EACH PERIOD

	First Half		Second Half		EP	EP	Final
KingsportDB [redacted]	11	14	13	13			51
Union City	10	9	2	17			37

TEAM KINGSPORT D-B	FIELD GOALS MADE	FIELD GOALS ATT.	FIELD GOALS PER-CENT	FREE THROWS MADE	FREE THROWS ATT.	FREE THROWS PER-CENT	RE-BOUNDS	PER. FOULS	ASSTS.	TOTAL POINTS
EVANS	5	18		0	0		8	1		10
THOMPSON	1	11		1	2		12	1		3
TOLLEY	8	11		2	5		17	2		18
McCONNELL	2	3		2	2		5	0		6
HUNLEY	5	11		0	0		4	4		10
DURHAM	0	0		0	0		0	0		0
OLTERMAN	0	1		1	2		1	0		1
STEADMAN	0	0		0	0		0	0		0
PAYNE	0	1		0	0		0	0		0
GILMORE	1	2		1	2		1	0		3
Team						53.8	11			
TOTALS	22	58	37.9	7	13	[illegible]	59	8		51

TEAM UNION CITY	FIELD GOALS MADE	FIELD GOALS ATT.	FIELD GOALS PER-CENT	FREE THROWS MADE	FREE THROWS ATT.	FREE THROWS PER-CENT	RE-BOUNDS	PER. FOULS	ASSTS.	TOTAL POINTS
JOHNSON	7	19		0	0		7	1		14
LATRY	3	15		0	0		1	1		6
DAVIS	4	9		1	2		9	1		9
WILLIAMS	0	2		2	2		4	3		2
KING	3	5		0	4		2	4		6
DRERUP	0	1		0	0		0	0		0
JARVIS	0	0		0	0		0	0		0
MILLIGAN	0	0		0	0		0	0		0
MOSS	0	0		0	0		0	0		0
RAINES	0	1		0	0		0	0		0
Team							10			
TOTALS	17	52	32.7	3	8	37.5	33	10		37

OFFICIALS: Elbert Fielden & James McClellan

UNIVERSITY OF TENNESSEE
SPORTS PUBLICITY

DATE: March 13, 1970

ATTENDANCE: 10000 (EST.)

POINTS SCORED EACH PERIOD

		First Half		Second Half		EP	EP	Final
A-	Kingsport [redacted]	11	13	9	12			45
B-	Cameron	12	15	17	15			59

TEAM Kingsport D-B	FIELD GOALS MADE	FIELD GOALS ATT.	FIELD GOALS PER-CENT	FREE THROWS MADE	FREE THROWS ATT.	FREE THROWS PER-CENT	RE-BOUNDS	PER. FOULS	ASSTS.	TOTAL POINTS
Evans	2	7		0	0		5	5		4
Thompson	3	9		9	9		6	4		15
Jolley	0	1		3	4		8	4		3
[redacted] Gilmore	3	10		0	2		5	2		6
Hunley	3	10		2	3		1	0		8
Durham	1	1		0	0		1	0		2
Olterman	0	1		0	0		0	1		0
~~Steadman~~										
~~Payne~~										
[redacted] McConnell	3	3		1	1		3	2		7
TEAM REBOUNDS							11			
TOTALS	15	42	35.7	15	19	78.9	39	18		45

TEAM Nashville Cameron	FIELD GOALS MADE	FIELD GOALS ATT.	FIELD GOALS PER-CENT	FREE THROWS MADE	FREE THROWS ATT.	FREE THROWS PER-CENT	RE-BOUNDS	PER. FOULS	ASSTS.	TOTAL POINTS
Corlew	7	23		4	6		6	3		18
Beard	1	5		0	0		4	1		2
Vaughn	5	7		7	10		13	4		17
Lewis	4	10		3	4		3	1		11
Edmonson	0	2		0	0		3	2		0
Cooper	3	9		3	5		6	1		9
Knight	0	0		0	0		0	0		0
Baker	0	0		0	0		0	0		0
Mewell	1	2		0	1		2	1		2
Tolliver	0	0		0	0		0	0		0
TEAM REBOUNDS							11			
TOTALS	21	58	36.2	17	26	65.4	48	13		59

OFFICIALS: Muggs Coffman & James McClellan

UNIVERSITY OF TENNESSEE
SPORTS PUBLICITY Consolation

DATE: March 14, 1970 7:00

ATTENDANCE:

POINTS SCORED EACH PERIOD

	First Half		Second Half		EP	EP	Final
Powell	18	9	12	15			54
Kingsport	18	16	15	14			63

TEAM POWELL	FIELD GOALS MADE	FIELD GOALS ATT.	FIELD GOALS PER-CENT	FREE THROWS MADE	FREE THROWS ATT.	FREE THROWS PER-CENT	RE-BOUNDS	PER. FOULS	ASSTS.	TOTAL POINTS
Sellers	6	20		1	3		6	3		13
Woody	1	5		1	1		4	4		3
Ogan	6	15		10	11		10	4		22
Johnson	4	10		0	0		2	2		8
Swafford	2	3		0	0		1	3		4
Bright	0	4		0	0		0	1		0
Loyd	0	3		0	0		1	0		0
Trusley	0	0		0	0		0	1		0
Jessee	1	1		0	0		0	0		2
Young	1	3		0	0		1	1		2
TEAM							7			
TOTALS	21	64	32.8	12	14	85.7	32	19		54

TEAM KINGSPORT D-B	FIELD GOALS MADE	FIELD GOALS ATT.	FIELD GOALS PER-CENT	FREE THROWS MADE	FREE THROWS ATT.	FREE THROWS PER-CENT	RE-BOUNDS	PER. FOULS	ASSTS.	TOTAL POINTS
Evans	5	15		5	6		9	4		15
Thompson	4	9		4	4		8	4		12
Jolley	3	6		5	7		15	4		11
Hunley	5	16		4	4		8	2		14
McConnell	2	6		2	2		4	0		6
Durham	0	0		2	2		0	1		2
Steadman	0	0		0	0		0	0		0
Payne	0	0		0	0		0	0		0
Gilmore	1	2		1	1		0	0		3
Olterman	0	0		0	1		0	0		0
TEAM							7			
TOTALS	20	54	37.0	23	27	85.2	51	15		63

OFFICIALS: Muggs Coffman & Paul Street

1969 State Boys' Basketball Tournament

March 10 - March 15, 1969

First Round

- Dobyns Bennett (22-12) 55 — **Game 1** Mon. Mar. 10 7:30 PM — Knoxville South (24-10) 49
- Perry Co. (29-4) — **Game 2** Mon. Mar. 10 — Bye
- Melrose — **Game 3** Mon. Mar. 10 — Bye
- Union City — **Game 4** Mon. Mar. 10 — Bye
- Chattanooga Riverside — **Game 5** Mon. Mar. 10 — Bye
- Savannah — **Game 6** Mon. Mar. 10 — Bye
- Lebanon (30-2) — **Game 7** Mon. Mar. 10 — Bye
- Nashville Central (21-8) — **Game 8** Mon. Mar. 10 — Bye
- Columbia (19-3) 63 — **Game 9** Mon. Mar. 10 9 PM — York Institute (25-2) 41
- Austin-East — **Game 10** Mon. Mar. 10 — Bye
- Jackson Merry — **Game 11** Mon. Mar. 10 — Bye
- Gleason — **Game 12** Mon. Mar. 10 — Bye
- Stratford — **Game 13** Mon. Mar. 10 — Bye
- White Station — **Game 14** Mon. Mar. 10 — Bye
- Howard — **Game 15** Mon. Mar. 10 — Bye
- Sullivan Central — **Game 16** Mon. Mar. 10 — Bye

Second Round

- **Game 17** Tue. Mar. 11 9 PM: Dobyns Bennett 61 — Perry Co. 55
- **Game 18** Tue. Mar. 11 7:30 PM: Melrose 77 — Union City 48
- **Game 19** Tue. Mar. 11 2:30 PM: Chattanooga Riverside 69 — Savannah 42
- **Game 20** Tue. Mar. 11 4 PM: Lebanon 45 — Nashville Central 44
- **Game 21** Wed. Mar. 12 2:30 PM: Columbia 53 — Austin-East 77
- **Game 22** Wed. Mar. 12 4 PM: Jackson Merry 78 — Gleason 50
- **Game 23** Wed. Mar. 12 7:30 PM: Stratford 30 — White Station 17
- **Game 24** Wed. Mar. 12 9 PM: Howard 59 — Sullivan Central 52

Quarterfinals

- **Game 25** Thu. Mar. 13 4 PM (OT): Dobyns Bennett 61 — Melrose 63
- **Game 26** Thu. Mar. 13 2:30 PM: Chattanooga Riverside 66 — Lebanon 46
- **Game 27** Thu. Mar. 13 7:30 PM: Austin-East 72 — Jackson Merry 81
- **Game 28** Thu. Mar. 13 9 PM: Stratford 52 — Howard 44

Semifinals

- **Game 29** Fri. Mar. 14 7 PM: Melrose 65 — Chattanooga Riverside 75
- **Game 30** Fri. Mar. 14 8:30 PM: Jackson Merry 48 — Stratford 58

Championship

- **Game 32** Sat. Mar. 15 8:30 PM: Chattanooga Riverside 44 — Stratford 39

Chattanooga Riverside
STATE CHAMPION

Consolation Contests

Mar. 15 7:00 PM Game 31 Third Place **Melrose 92**, Jackson Merry 61 **Stats**

GAME # 1

OFFICIAL BASKETBALL BOX

Knoxville South	FIELD GOALS MADE	FIELD GOALS ATT'D.	FREE THROWS MADE	FREE THROWS ATT'D.	REBOUNDS	ASSTS	PER. FOULS	TOTAL POINTS	TURNOVERS	MINS. PLAYED
TEDDY TAYLOR	1	4	0	1	2		4	2		
Scott Hayse	6	8	2	7	14		2	14		
Buddy Browning	2	7	0	0	4		5	4		
Steve Chancey	9	23	0	1	7		3	18		
Eugene Meadows	5	19	1	3	11		2	11		
Joe Parton	0	0	0	0	0		0			
TOTALS	23	61	3	12	38		16	49		

PERCENTAGES: FGs: 1st H. 50.0% 2nd H. Game 37.7%
FTs: 1st H. 00.0% 2nd H. Game 25.0%

Shots Missed
Team Rebounds

Kingsport	FIELD GOALS MADE	FIELD GOALS ATT'D.	FREE THROWS MADE	FREE THROWS ATT'D.	REBOUNDS	ASSTS	PER. FOULS	TOTAL POINTS	TURNOVERS	MINS. PLAYED
Mike McDavid	6	10	10	11	12		1	22		
George Penn	1	4	0	0	6		4	2		
Jerry Thompson	2	12	4	6	5		3	8		
David Hunley	3	8	3	4	10		3	9		
Ronnie Relefford	3	9	0	2	4		0	6		
Jim Wolfe	2	6	0	1	2		0	4		
Ed Gilmore	1	5	0	1	6		2	2		
Tom Dudney	0	2	2	2	3		0	2		
TOTALS	18	56	19	27	48		13	55		

PERCENTAGES: FGs: 1st H. 23.0% 2nd H. Game 32.1%
FTs: 1st H. 62.5% 2nd H. Game 70.3%

Shots Missed
Team Rebounds

OFFICIALS Burrell Crowell & Ed Hutton
CROWD
DATE March 10, 1969

SCORE BY PERIODS	1	2	3	4	EP	EP	G
Knox. South	16	12	5	16			49
Kingsport	10	9	12	24			55

Stats Form 103-A—Order Blanks from Hud Wood, 2030 Adair Avenue, N.E., Atlanta, Georgia 30305

GAME 6

OFFICIAL BASKETBALL BOX

KINGSPORT	FIELD GOALS MADE	FIELD GOALS ATT'D.	FREE THROWS MADE	FREE THROWS ATT'D.	REBOUNDS	ASS'TS	PER. FOULS	TOTAL POINTS	TURNOVERS	MINS. PLAYED
MIKE McDAVID	3	11	3	6	12		2	9		
GEORGE PENN	4	8	2	2	7		1	10		
JERRY THOMPSON	4	11	3	4	4		3	11		
DAVID HUNLEY	5	12	1	1	10		0	11		
RON RELEFORD	3	11	2	3	5		1	8		
ED GILMORE	4	6	0	2	5		4	8		
JIM WOLFE	2	3	0	0	1		1	4		
TOM DUDNEY	0	2	0	0	1		0	0		
JIM HICKMAN	0	1	0	0	0		1	0		
TOTALS	25	65	11	18	45		13	61		

PERCENTAGES: FGs: 1st H 27.0% 2nd H Game 38.5%
FTs: 1st H 50.0% 2nd H Game 61.1%

Shots Missed 47
Team Rebounds 5

LINDEN (PERRY COUNTY)	FIELD GOALS MADE	FIELD GOALS ATT'D.	FREE THROWS MADE	FREE THROWS ATT'D.	REBOUNDS	ASS'TS	PER. FOULS	TOTAL POINTS	TURNOVERS	MINS. PLAYED
JEFFREY BEASLEY	1	4	0	0	0		1	2		
JOHN CHURCHWELL	5	19	2	4	18		3	12		
DAVE RHODES	6	23	7	7	5		1	19		
ANTHONY HASTON	8	13	4	7	16		4	20		
BARRY VAUGHN	0	1	0	0	3		2	0		
RANDAL JONES	0	1	0	0	1		1	0		
JOE MOORE	0	3	0	0	3		0	0		
BOB TURNBOW	0	0	2	2	0		0	2		
TOTALS	20	64	15	20	46		12	55		

PERCENTAGES: FGs: 1st H 24.3% 2nd H Game 31.3%
FTs: 1st H 90.0% 2nd H Game 75.0%

Shots Missed 49
Team Rebounds 1

OFFICIALS SMITH + McDANIEL
CROWD 3500
DATE MARCH 11, 1969

SCORE BY PERIODS	1	2	3	4	EP	EP	G
KINGSPORT	10	14	22	15			61
LINDEN	5	22	16	12			55

12

OFFICIAL BASKETBALL BOX

MEMPHIS MELROSE	FIELD GOALS MADE	FIELD GOALS ATT'D.	FREE THROWS MADE	FREE THROWS ATT'D.	REBOUNDS	ASS'TS	PER. FOULS	TOTAL POINTS	TURN-OVERS	MINS. PLAYED
CHARLIE WALKER	0	2	0	0	3		2	0		
EDWIN BELL	3	6	1	2	6		4	7		
RONNIE ROBINSON	6	9	4	4	8		4	16		
LARRY FINCH	13	23	6	8	0		5	32		
CARL PALMER	3	5	2	2	2		0	8		
LARRY MALLORY	0	0	0	0	2		1	0		
EDWARD BENTON	0	1	0	0	3		0	0		
MELVIN CALDWELL	0	1	0	0	0		2	0		
WILLIE MARIS	0	1	0	0	0		0	0		
TOTALS	25	48	13	16	24		18	63		

PERCENTAGES: FGs: 1st H. 56.0% 2nd H. Game 52.1% Shots Missed 26
FTs: 1st H. 75.0% 2nd H. Game 81.3% Team Rebounds 2

KINGSPORT	FIELD GOALS MADE	FIELD GOALS ATT'D.	FREE THROWS MADE	FREE THROWS ATT'D.	RE-BOUNDS	ASS'TS	PER. FOULS	TOTAL POINTS	TURN-OVERS	MINS. PLAYED
GEORGE PENN	3	3	1	1	4		2	7		
JERRY THOMPSON	2	9	9	11	6		3	13		
MIKE McDAVID	4	12	2	2	8		1	10		
RONNIE RELEFORD	1	5	0	0	2		1	2		
DAVID HUNLEY	3	5	0	1	3		2	6		
ED GILMORE	8	13	7	9	7		4	23		
JIM WOLFE	0	2	0	0	0		0	0		
TOTALS	21	49	19	24	30		13	61		

PERCENTAGES: FGs: 1st H. 36.0% 2nd H. Game 42.9% Shots Missed 33
FTs: 1st H. 92.3% 2nd H. Game 79.2% Team Rebounds 3

OFFICIALS Crowell and Smith
CROWD 4000
DATE March 13, 1969

SCORE BY PERIODS	1	2	3	4	EP	EP	G
MELROSE	16	15	13	14	5		63
KINGSPORT	12	18	18	10	3		61

1965 State Boys' Basketball Tournament

March 8 - March 13, 1965

Consolation Contests

Mar. 13 7:00 PM Game 31 Third Place **Dobyns Bennett 34**, Chattanooga City 30 **Stats**

SELMER	FG - A	FT - A	Reb	PF	TP
GARY KERBY - G	4 - 16	0 - 3	7	4	8
GLEN FERGUSON - F	1 - 4	0 - 0	2	0	2
WILLIAM HOCKADAY - F	5 - 11	2 - 4	6	5	12
FRED FELKER - G	2 - 10	0 - 0	6	1	4
RONNIE SHELTON - C	2 - 8	0 - 0	4	1	4
~~MIKE HANNA~~					
DOUG SMITH	0 - 2	0 - 0	0	0	0
TOMMY ELLIS	1 - 1	1 - 1	1	0	3
RONNIE WILKES	0 - 6	0 - 0	4	0	0
~~JOHN PRICE~~					
MIKE BROWDER	0 - 2	0 - 0	0	1	0
RANDALL SMALLWOOD	0 - 1	0 - 0	0	2	0
TEAM			4		
TOTALS	15 - 61	3 - 8	34	14	33
Pct:	24.6%	37.5%			

PLACE MEMPHIS, TEN
MID-SOUTH COLISE

DATE FEB. 10, 1965

ATTENDANCE

4,767

~~SCORE AT HALF~~

SCORE BY QTRS

8-10-~~8~~-8
7

OFFICIALS

PAUL McDANIEL, MORRISTOWN

ERNEST SMALLEN, NASHVILLE

KINGSPORT	FG - A	FT - A	Reb	PF	TP
FLIP GILMER	0 - 0	0 - 0	1	0	0
LARRY KISER	4 - 7	1 - 2	5	1	9
TIM THAYER	0 - 0	0 - 0	0	0	0
SAM BEDFORD - F	5 - 11	4 - 5	5	1	14
LARRY OVERBAY - G	0 - 0	1 - 2	3	0	1
ROBERT BRUCE - F	2 - 5	4 - 4	4	0	8
STEVE HARRISON	2 - 3	1 - 2	6	1	5
ROGER PARKS	0 - 0	0 - 0	0	0	0
JOHN PENN - C	5 - 13	3 - 3	9	3	13
GARY KILGORE - G	1 - 4	0 - 0	0	1	2
TEAM			6		
TOTALS	19 - 43	14 - 18	39	7	52
Pct:	44.2%	77.8%			

OTHER HILITES

ATTENDANCE FOR FIVE SESSIONS IS

19,538

SCORE BY QTRS

9-16-~~7~~-14
13

LAWRENCEBURG	FG - A	FT - A	Reb	PF	TP
WAYNE BARNETT	1 - 2	2 - 2	4	0	4
RANDALL HARDY -F	4 - 7	0 - 0	7	3	8
LARRY BONNER	1 - 1	0 - 0	1	1	2
WALLACE SUDDUTH -F	4 - 15	0 - 0	4	4	8
GARY UMPHREY -C	0 - 3	0 - 2	4	3	0
JOE McDONALD	0 - 0	0 - 0	1	0	0
JAY CHAPMAN -G	0 - 1	0 - 0	0	1	0
BOB ORTON -G	3 - 11	0 - 0	0	0	6
LARRY PEPPERS	0 - 2	2 - 4	0	5	2
LARRY LEIGHTON	1 - 4	0 - 1	2	0	2
TEAM			5		
TOTALS	14 - 46	4 - 9	28	17	32
Pct:	30.4%	44.4%			

KINGSPORT	FG - A	FT - A	Reb	PF	TP
FLIP GILMER	0 - 3	2 - 3	2	0	2
LARRY KISER -F	2 - 4	1 - 3	7	0	5
TIM THAYER	1 - 3	0 - 1	2	1	2
SAM BEDFORD -G	2 - 9	3 - 5	7	0	7
LARRY OVERBAY -G	2 - 4	0 - 0	3	0	4
ROBERT BRUCE	1 - 2	0 - 0	1	0	2
STEVE HARRISON	2 - 4	3 - 4	3	2	7
ROGER PARKS	1 - 5	0 - 0	1	0	2
JOHN PENN -C	10 - 17	4 - 4	16	2	24
GARY KILGORE -F	0 - 2	0 - 0	1	2	0
TEAM			4		
TOTALS	21 - 53	13 - 20	37	7	55
Pct:	39.6%	65%			

PLACE
MEMPHIS, TENN.

DATE
MAR. 11, 1965

ATTENDANCE
5,114

~~XXXXXXXXXXXX~~

SCORE BY QTRS
10-6-6-10

OFFICIALS
ERNEST SMALLEN, NASHVILLE
FRED BAKER, JACKSON

OTHER HILITES
ATTENDANE FOR SEVEN SESSIONS
28,382

SCORE BY QTRS
16-11-20-8

MURFREESBORO	FG - A	FT - A	Reb	PF	TP
CHARLIE JORDAN - C	6 - 8	3 - 7	8	1	15
BILL WELDON - F	2 - 9	3 - 4	10	2	7
JERRY HELTON - F	4 - 11	1 - 2	6	2	9
DICKIE THOMAS - G	3 - 10	0 - 1	2	1	6
RICKY LASSETER - G	1 - 4	1 - 2	3	1	3
~~GARY BALSTON~~					
~~RANDY BEASLEY~~					
~~MIKE JONES~~					
~~KENNETH PRICE~~					
~~MELVIN WAINES~~					
TEAM	1		5		
TOTALS	16 - 42	8 - 16	34	7	40
Pct:	38.1%	50.0%			

KINGSPORT	FG - A	FT - A	Reb	PF	TP
FLIP GILMER	2 - 3	1 - 3	2	1	5
LARRY KISER	0 - 2	1 - 2	2	0	1
~~TIM MURRAY~~					
SAM BEDFORD - F	4 - 13	0 - 1	4	3	8
LARRY OVERBAY - G	1 - 2	0 - 0	2	1	2
ROBERT BRUCE - C	1 - 4	0 - 0	2	1	2
STEVE HARRISON	0 - 0	0 - 0	0	0	0
ROGER PARKS	0 - 0	0 - 0	1	1	0
JOHN PENN - F	7 - 19	3 - 4	11	4	17
GARY KILGORE - G	0 - 1	0 - 0	1	0	0
TEAM			6		
TOTALS	15 - 44	5 - 10	31	11	35
Pct:	34.1%	50.0%			

PLACE MEMPHIS

DATE MAR 12, 1965

ATTENDANCE

9,601

~~SCORE AT HALF~~

SCORE BY QTRS

9 - 8 - 10 - 13

OFFICIALS

PAUL McDANIEL, MORRISTOWN

ERNEST SMALLEN, NASHVILLE

EIGHT SESSIONS

37,983

OTHER HILITES

LARGEST CROWD TO SEE TENN. STATE TNY. GAME

SCORE BY QTRS

8 - 9 - 6 - 12

MEMPHIS STATE UNIVERSITY
SPORTS INFORMATION SERVICES

KINGSPORT	FG - A	FT - A	Reb	PF	TP
FLIP GILMER	1 - 5	1 - 1	1	2	3
LARRY KISER	0 - 0	0 - 0	0	0	0
TIM THAYER	0 - 0	0 - 0	1	0	0
SAM BEDFORD	4 - 8	1 - 2	6	0	9
LARRY OVERBAY	1 - 6	2 - 2	4	0	4
ROBERT BRUCE	1 - 3	0 - 0	3	2	2
STEVE HARRISON	1 - 2	0 - 0	3	0	2
ROGER PARKS	1 - 3	0 - 0	1	0	2
JOHN PENN	6 - 19	0 - 1	10	2	12
GARY KILGORE	0 - 0	0 - 0	1	0	0
TEAM			2		
TOTALS	15 - 46	4 - 6	32	6	34
Pct:	32.6%	66.7%			

CHATTANOOGA	FG - A	FT - A	Reb	PF	TP
HUBERT FOWLER	0 - 11	1 - 1	3	1	1
EDDIE WISEMAN	4 - 9	0 - 1	5	3	8
~~BILL DIS~~					
TOMMY BRIGHTWELL	3 - 7	3 - 3	16	0	9
DAVID BRYAN	3 - 9	0 - 0	3	0	6
BYRON FOGO	2 - 8	0 - 0	4	1	4
TOM MILLIGAN	1 - 7	0 - 0	3	0	2
~~EARL RICE~~					
~~STEVE McELHANEY~~					
~~TIM MacMILLAN~~					
TEAM			5		
TOTALS	13 - 51	4 - 5	39	5	30
Pct:	25.5%	80%			

PLACE
MEMPHIS

DATE
MAR 13, 1965

ATTENDANCE
10,833 PAID
350 PASSES
11 333 TOTAL

XXXXXXXXXXXXX
SCORE AT HALF

SCORE BY QTRS

12 - 4 - 6 - 12

OFFICIALS

E.L. HUTTON, MEMPHIS

FRED BAKER, JACKSON

OTHER HILITES

ALL SESSIONS
49,316

SCORE BY QTRS

9 - 12 - 2 - 6

MEMPHIS STATE UNIVERSITY
SPORTS INFORMATION SERVICES

1964 State Boys' Basketball Tournament

March 9 - March 14, 1964

First Round	Second Round	Quarterfinals	Semifinals	Championship
Knoxville South (27-6) 70 — **Game 1** Mon. Mar. 9 — Jackson Co. 60	Knoxville South 70 — **Game 17** Tue. Mar. 10 9 PM — Mt. Pleasant 36	Knoxville South 56 — **Game 25** Thu. Mar. 12 4 PM — Kingsbury 47	Knoxville South 44 — **Game 29** Fri. Mar. 13 7 PM — Donelson 54	Donelson 68 — **Game 32** Sat. Mar. 14 8:30 PM — Clarksville 49
Mt. Pleasant (21-6) — **Game 2** Mon. Mar. 9 — Bye				
Kingsbury (54-10) — **Game 3** Mon. Mar. 9 — Bye	Kingsbury 79 — **Game 18** Tue. Mar. 10 7:30 PM — Lexington 68			
Lexington (25-7) — **Game 4** Mon. Mar. 9 — Bye				
Donelson (24-4) — **Game 5** Mon. Mar. 9 — Bye	Donelson 62 — **Game 19** Tue. Mar. 10 2:30 PM — Kingston 54	Donelson 57 — **Game 26** Thu. Mar. 12 2:30 PM — Sullivan 48		
Kingston (22-16) — **Game 6** Mon. Mar. 9 — Bye				
Sullivan (30-7) — **Game 7** Mon. Mar. 9 — Bye	Sullivan 64 — **Game 20** Tue. Mar. 10 4 PM — Trezevant 44			
Trezevant (27-2) — **Game 8** Mon. Mar. 9 — Bye				
Treadwell (34-1) — **Game 9** Mon. Mar. 9 — Bye	Treadwell 57 — **Game 21** Wed. Mar. 11 2:30 PM — Lenoir City 43	Treadwell 58 — **Game 27** Thu. Mar. 12 7:30 PM — Savannah 48	Treadwell 53 — **Game 30** Fri. Mar. 13 8:30 PM — Clarksville 59	
Lenoir City (28-4) 40 — **Game 10** Mon. Mar. 9 — Dresden 27				
Savannah (28-2) — **Game 11** Mon. Mar. 9 — Bye	Savannah 73 — **Game 22** Wed. Mar. 11 4 PM — Lawrenceburg 63			
Lawrenceburg (29-4) — **Game 12** Mon. Mar. 9 — Bye				
Clarksville (26-3) — **Game 13** Mon. Mar. 9 — Bye	Clarksville 61 — **Game 23** Wed. Mar. 11 7:30 PM — Dobyns Bennett 50	Clarksville 55 — **Game 28** Thu. Mar. 12 9 PM — Murfreesboro 43		
Dobyns Bennett (25-7) — **Game 14** Mon. Mar. 9 — Bye				
Murfreesboro (27-1) — **Game 15** Mon. Mar. 9 — Bye	Murfreesboro 66 — **Game 24** Wed. Mar. 11 9 PM — Knoxville Fulton 59			
Knoxville Fulton (29-5) — **Game 16** Mon. Mar. 9 — Bye				

Donelson
STATE CHAMPION

Consolation Contests

Mar. 14 7:00 PM Game 31 Third Place **Treadwell 59**, Knoxville South 52 **Stats**

FINAL STATISTICS — vs.

Kingsport vs. Clarksville
Game No. 9

Date 3/11/64

Attnd. 7,000

Officials Joe Caldwell

And Burrell Crowell

KINGSPORT (50)	FGA-FGM	FTA-FTM	REB	FOULS	POINTS
Richard Arnold, f	17-5	1-0	3	3	10
Leroy Fisher, f	18-6	3-1	6	3	13
Chas. Hunley, c	4-2	5-0	3	1	4
Sam Bedford, g	12-4	0-0	2	4	8
John Penn, g	8-2	2-1	1	2	5
Jerry McClellan	6-3	0-0	1	1	6
Jim Otis	0-0	4-4	3	2	4
Jerry Harmon	2-0	0-0	3	0	0
Flip Gilmer	0-0	0-0	0	1	0
Team			3		
TOTALS	67-22	15-6	36	17	50

FG % 32.8

FT % 40.0

CLARKSVILLE (61)	FGA-FGM	FTA-FTM	REB	FOULS	POINTS
Chas. Patterson, f	14-9	8-4	7	0	22
Fred Goetz, f	2-1	2-2	5	3	4
Doug Jolly, c	2-0	6-6	9	3	6
Jack Darke, g	8-3	5-3	7	2	9
Marty Darnell, g	17-8	4-4	8	3	20
Billy Herndon	0-0	0-0	0	0	0
Team			2		
TOTALS	43-21	25-19	38	11	61

FG % 48.8

FT % 76.0

Floor Mistakes: Clarksville 18, Kingsport 8.

	1st Half	2nd Half		Total
Kingsport	7	20	12	11	50
Clarksville	23	8	13	17	61

I.S.S.H.A. State Tourney

Game #9 Clarksville vs Kingsport 7:30

TIME	SHOT FROM	TYPE SHOT	PLAYER	SCORE	PLAYER	TYPE SHOT	SHOT FROM	TIME
	Patterson & Goetz				Arnold & Fisher			
	Jolly				Hunley			
	Darke & Darnell				Bedford & Penn			
7:41	12LS	J	DARNELL	2				
					2 HUNLEY	TIP	IN	7:25
7:11	Drive		Darke	4				
6:55	Hunley	FT	DARNELL	5	[illegible]	[illegible]	Hunley	[illegible]
					0 HUNLEY	F.T	Darnell	6:44
					4 Fisher	J	8RS	6:29
5:53	10LS	J	Patterson	7				
5:30	12C	J	Darke	9				
5:29	BEDFORD	FT	PATTERSON	10	Time Out	Kingsport		5:29
					5 FISHER	F.T.	DARNELL	5:14
4:51	10LS	J	Patterson	12				
4:17	10LC	J	DARNELL	14				
4:07	PENN	F.T.	PATTERSON	0				
4:03	FISHER	F.T.	DARNELL	15				
					0 FISHER	F.T.	DARKE	3:51
3:49	STEAL		PATTERSON	17				
					7 BEDFORD	PUSH	20C	3:24
2:40	18LS	J	DARNELL	19				
2:06	DRIVE	Lay-up	DARKE	21				
					Time-out Kingsport			1:47
					McClellan for	HUNLEY		1:22
0:05	Bedford	F.T	GOETZ	22				
			"	24				
	Clarksville-24		First Quarter		Kingsport	7		

~~VANDERBILT~~ Clarksville — Kingsport — (2)

TIME	SHOT FROM	TYPE SHOT	PLAYER	SCORE 28	PLAYER	TYPE SHOT	SHOT FROM	TIME
			2ND		QUARTER			
					9 Bedford	Steal		7:45
					11 McClellan	Tip-IN		7:02
					13 Fisher	J	20C	6:15
6:05	OFF. Foul Goetz							
5:47	Herndon for Goetz							
					15 Bedford	J	20LC	5:40
					17 Arnold	J	20C	5:01
					19 Fisher	Push	15LS	4:25
4:01	18C	P	Darnell	25				
3:19	Bedford	F.T.	Jolley D	26	Harmon & Otis for			3:19
				27	Bedford + Penn			
3:19	Goetz for Herndon							
					20 Otis	F.T.	Jolly	2:27
					21 "			
					Gilmer for Arnold			2:27
					23 Fisher	F.B	Steal	2:11
1:46	Gilmer	F.T	Jolly D	28	Arnold for Gilmer			1:46
				29				
					25 Arnold	J	15LC	1:31
					27 Arnold	Rebound		0:54
0:24	15LS	J	Darnell	31				
			End of Half					
	Clarksville				Kingsport			
	31				27			

CLARKSVILLE ~~VANDERBILT~~ — KINGSPORT — (3)

TIME	SHOT FROM	TYPE SHOT	PLAYER	SCORE 31 - 27	PLAYER	TYPE SHOT	SHOT FROM	TIME
Same Five			-2ND		HALF-Same except Otis for Bedford			
7:20	20C	J	Goetz	33		Harmon foo		
					0 Honley	F.T.	Goetz	7:00
					0 "			
					29 Honley	J	6RS	6:24
5:24	Lay-up		Patterson	35				
5:11	Steal		Patterson	37				
5:03	Steal		Darnell	39				
4:50	Steal		Patterson	41				
					Bedford for Fisher			
					Time out Kingsport			4:48
					30 Otis	F.T.	Goetz	4:40
					31 "			
					33 Arnold	Steal		4:27
					35 Bedford	J	25C	3:26
2:42	Bedford	F.T.	Patterson	0	Penn for Bedford			2:42
			"	0				
2:33	Lay-up		Patterson	43				
					37 Arnold	Steal		1:57
					McClellan for Honley			1:33
					0 Arnold	F.T	Jolly	1:24
0:59	Penn	F.T.	Darke	44	Fisher for	Harmon		0:59
					39 McClellan	Rebound		0:40
			END of	3RD QUARTER				
	Clarksville				Kingsport			
			44		39			

Clarksville ~~VANDERBILT~~ — Kingsport

TIME	SHOT FROM	TYPE SHOT	PLAYER	SCORE 44 – 39		PLAYER	TYPE SHOT	SHOT FROM	TIME
			- 4TH QUARTER - OTIS for ~~Bedford~~ HARMON						
					41	Penn	REBOUND		7:47
7:28	8C	J	DARNELL	46					
7:28	ARNOLD	F.T	DARNELL	47					
					43	~~Feb~~ Fisher	REBOUND		7:16
6:02	Lay-up		Patterson	49					
5:26	Otis	F.T.	DARNELL	50					
					45	McClellan	J	6LS	5:15
					47	PENN	J	5C	4:29
3:55	ARNOLD	F.T.	DARKE (1+1)	0		Time-out Kingsport			3:55
					0	PENN	F.T.	Darke	3:07
					48	"			
2:47	Otis	F.T	Patterson (1+1)	51					
			"	0					
					50	Fisher	J	15LC	2:27
2:09	8LS	J	Darnell	53					
1:12	Lay-up		Patterson	55					
0:51	ARNOLD	F.T.	Darke (1+1)	0		Bedford & Hunley			
						for Otis & PENN			0:51
0:34	McClellan	F.T	Patterson	56					
			"	57					
0:22	Fisher	F.T.	Jolley	58					
			"	59					
					0	Hunley	F.T	Jolly	0:13
					0	"			
0:08	Fisher	F.T	Darke (1+1)	60					
				61					
					0	#1 Fisher	F.T	Darnell	0:02

1963 State Boys' Basketball Tournament

March 11 - March 16, 1963

First Round

- Adamsville (25-9) 59 — Clarksville (27-1) 57 — 2 OT — **Game 1** Mon. Mar. 11 7:30 PM
- Kittrell (39-4) — Bye — **Game 2** Mon. Mar. 11
- Oak Ridge (23-4) — Bye — **Game 3** Mon. Mar. 11
- Franklin (27-6) — Bye — **Game 4** Mon. Mar. 11
- Memphis Overton (34-4) — Bye — **Game 5** Mon. Mar. 11
- McMinn Co. (25-12) — Bye — **Game 6** Mon. Mar. 11
- ETSC Training (33-7) — Bye — **Game 7** Mon. Mar. 11
- Dresden (20-9) — Bye — **Game 8** Mon. Mar. 11
- Dobyns Bennett (21-9) 60 — Savannah (28-7) 38 — **Game 9** Mon. Mar. 11 9 PM
- Kingston (34-3) — Bye — **Game 10** Mon. Mar. 11
- Obion Co. (24-8) — Bye — **Game 11** Mon. Mar. 11
- Everett (14-15) — Bye — **Game 12** Mon. Mar. 11
- Murfreesboro (30-1) — Bye — **Game 13** Mon. Mar. 11
- Selmer (32-4) — Bye — **Game 14** Mon. Mar. 11
- BGA (25-4) — Bye — **Game 15** Mon. Mar. 11
- Donelson (23-5) — Bye — **Game 16** Mon. Mar. 11

Second Round

- **Game 17** Tue. Mar. 12 9 PM: Adamsville 50, Kittrell 62
- **Game 18** Tue. Mar. 12 7:30 PM: Oak Ridge 48, Franklin 46 — OT
- **Game 19** Tue. Mar. 12 4 PM: Memphis Overton 42, McMinn Co. 41
- **Game 20** Tue. Mar. 12 2:30 PM: ETSC Training 43, Dresden 35
- **Game 21** Wed. Mar. 13 2:30 PM: Dobyns Bennett 33, Kingston 32 — 5 OT
- **Game 22** Wed. Mar. 13 4 PM: Obion Co. 29, Everett 28
- **Game 23** Wed. Mar. 13 7:30 PM: Murfreesboro 56, Selmer 33
- **Game 24** Wed. Mar. 13 9 PM: BGA 69, Donelson 67

Quarterfinals

- **Game 25** Thu. Mar. 14 4 PM: Kittrell 45, Oak Ridge 53
- **Game 26** Thu. Mar. 14 2:30 PM: Memphis Overton 54, ETSC Training 42
- **Game 27** Thu. Mar. 14 7:30 PM: Dobyns Bennett 56, Obion Co. 28
- **Game 28** Thu. Mar. 14 9 PM: Murfreesboro 55, BGA 41

Semifinals

- **Game 29** Fri. Mar. 15 7 PM: Oak Ridge 44, Memphis Overton 35
- **Game 30** Fri. Mar. 15 8:30 PM: Dobyns Bennett 36, Murfreesboro 38 — OT

Championship

- **Game 32** Sat. Mar. 16 8:30 PM: Oak Ridge 38, Murfreesboro 36 — OT

Oak Ridge
STATE CHAMPION

Consolation Contests

Mar. 16 7:00 PM Game 31 Third Place **Dobyns Bennett 56**, Memphis Overton 44 **Stats**

#6 WHITE

29 50

TEAM	KITTRELL	PLACE OF GAME	NASHVILLE
COACH	BURDEN	REFEREE	SMALLEN
UMPIRE	HOLDER		

POINTS SCORED EACH PERIOD						HALF SCORE	FINAL SCORE
FIRST HALF		SECOND HALF		OVERTIME	OVERTIME	OVERTIME		
13	16	21	12				29	62

DATE 3-12-63 ATTENDANCE

OFFICIAL SCORER'S RESPONSIBILITY

POS.	NO.	FOULS	PLAYER	FIRST HALF FIELD GOALS	FIRST HALF FREE THROWS	SECOND HALF FIELD GOALS	SECOND HALF FREE THROWS	OVERTIMES FG	OVERTIMES FT	FIELD GOAL ATTEMPTS	REBOUNDS	ASSISTS	TIME PLAYED	FGA	FG	FTA	FT	SM	RB	A	PF	TP
F	45	P5	LANDRUM	2			⊗⊗							5	1	2	1		5		4	3
F	43	P3 P4 P5	MONTGOMERY	2 2 2 2	⊗ 0 ⊗⊗	2 2 2 2 2 2	0 ⊗ ⊗ ⊗							22	8	8	6		11		2	22
C	55	P4 P5	JONES	2 2 2 2 2		2 2 2 2								16	8	0	0		7		3	16
G	32	P3 P4 P5	ADAMS	2 2 2	0	2 2 2	0							13	6	2	0		11		2	12
G	54	P2 P3 P4 P5	HEWELL	2		2 2 2								14	4	0	0		5		1	8
		P1 P2 P3 P4 P5																				
	35	P1 P2 P3 P4 P5	BRANDON																			
	34	P1 P2 P3 P4 P5	BAINES																			
	44	P1 P2 P3 P4 P5	COMER																			
	33	P1 P2 P3 P4 P5	JONES																			
✓	53	P1 P2 P3 P4 P5	GARVIN				⊗0							3	0	2	1		1		0	1
		P1 P2 P3 P4 P5																				
		P1 P2 P3 P4 P5																	10			
			TOTALS	13/40	3	10	1							73	27	14	8		50		12	12

TEAM FOULS FIRST HALF ~~1~~ ~~2~~ ~~3~~ ~~4~~ 5 6 SECOND HALF ~~1~~ ~~2~~ ~~3~~ ~~4~~ 5 6

RUNNING SCORE

TIME OUTS ~~1~~ ~~2~~ 3 4 5

SCORE	1	2	3	4	5	6	7	8	9	10	11	12	13	14	15	16	17	18	19	20	21	22	23	24	25	26	27	28	29	30	31	32	33	34	35	36	37	38	39
PLAYER SCORING		55	43		43		32		45		55		43		55		32	43	43		55		43		54		32		55		55		43		55		32		55
TIME OF SCORING																																							
OTHER DATA																																							

SCORE	40	41	42	43	44	45	46	47	48	49	50	51	52	53	54	55	56	57	58	59	60	61	62	63	64	65	66	67	68	69	70	71	72	73	74	75	76	77	78
PLAYER SCORING	53		54		43		43		43		32	43	43		54	45		32		54		43	43																
TIME OF SCORING																																							
OTHER DATA																																							

SCORE	79	80	81	82	83	84	85	86	87	88	89	90	91	92	93	94	95	96	97	98	99	100	101	102	103	104	105	106	107	108	109	110	111	112	113	114	115	116	117
PLAYER SCORING																																							
TIME OF SCORING																																							
OTHER DATA																																							

RED 30 38

TEAM	ADAMSVILLE	COACH	CHISHOLM
TIMERS	ALLEN	SCORERS	CROCKETT

POINTS SCORED EACH PERIOD							HALF SCORE	FINAL SCORE
FIRST HALF		SECOND HALF		OVERTIME	OVERTIME	OVERTIME		
18	12	8	12				30	50

OFFICIAL SCORER'S RESPONSIBILITY

POS.	NO.	FOULS	PLAYER	FIRST HALF FIELD GOALS	FIRST HALF FREE THROWS	SECOND HALF FIELD GOALS	SECOND HALF FREE THROWS	OVERTIMES FG	OVERTIMES FT	FIELD GOAL ATTEMPTS	REBOUNDS	ASSISTS	TIME PLAYED	FGA	FG	FTA	FT	SM	RB	A	PF	TP
F	53	P4 P5 T	BROWDER	2		222	0							10	4	1	0		6		3	8
F	23	P4 P5	HARVILLE	22222 22		22	0000 00							21	9	6	4		14		3	22
C	51	P4 P5	VAUGHAN											8	0	0	0		6		1	0
G	15	P1 P2 P3 P4 P5	HARDIN	222	0	22	0							15	5	2	0		4		2	10
G	33	P1 P2 P3 P4 P5	GILCHRIST	222	0000	2								17	4	4	2		5		0	10
		P1 P2 P3 P4 P5																				
V	35	P1 P2 P3 P4 P5	LIPFORD				00							0	0	2	0		0		0	0
	41	P1 P2 P3 P4 P5	ELLIOTT																			
	31	P1 P2 P3 P4 P5	BLAIR																			
	25	P1 P2 P3 P4 P5	McCORMICK																			
	43	P1 P2 P3 P4 P5	DRACE																			
		P1 P2 P3 P4 P5																				
		P1 P2 P3 P4 P5																	7			
			TOTALS	14/41	2	4								71	22	15	6		42		9	50

TEAM FOULS FIRST HALF: X X 3 4 5 6 SECOND HALF: X X 3 4 5 6

RUNNING SCORE

TIME OUTS: X X 3 4 5

SCORE	1	2	3	4	5	6	7	8	9	10	11	12	13	14	15	16	17	18	19	20	21	22	23	24	25	26	27	28	29	30	31	32	33	34	35	36	37	38	39
PLAYER SCORING		53	33		33		23		33		23		15	33		15		23		15		23		23		23		23		33		53		15		53		15	
TIME OF SCORING																																							
OTHER DATA																																							

SCORE	40	41	42	43	44	45	46	47	48	49	50	51	52	53	54	55	56	57	58	59	60	61	62	63	64	65	66	67	68	69	70	71	72	73	74	75	76	77	78
PLAYER SCORING	23		53		33		23	23	23	23	23																												
TIME OF SCORING																																							
OTHER DATA																																							

SCORE	79	80	81	82	83	84	85	86	87	88	89	90	91	92	93	94	95	96	97	98	99	100	101	102	103	104	105	106	107	108	109	110	111	112	113	114	115	116	117
PLAYER SCORING																																							
TIME OF SCORING																																							
OTHER DATA																																							

Ad'sville	G	F	T	Kittrell	G	F	T
Browder	4	0-1	8	Landrum	1	1-2	3
Harville	9	4-6	22	M'tgomery	8	6-8	22
Vaughn	0	0-0	0	B. Jones	8	0-0	16
Hardin	5	0-2	10	Adams	6	0-2	12
Gilchrist	4	2-4	10	Hewell	4	0-0	8
Lipford	0	0-2	0	Garbin	0	1-2	1
Totals	22	6-15	50	Totals	27	8-14	62

Adamsville	**18**	**12**	**8**	**12—50**
Kittrell	**13**	**16**	**21**	**12—62**

#7 WHITE

17 25 31 31

TEAM	KINGSPORT DOBYNS BENNETT	PLACE OF GAME	NASHVILLE
COACH	DEVAULT	REFEREE	HUTTON
UMPIRE	HOLDER		

POINTS SCORED EACH PERIOD						HALF SCORE	FINAL SCORE
FIRST HALF		SECOND HALF		OVERTIME	OVERTIME	OVERTIME		
15	2	8	6	0	0	0	0	2	17	33

DATE 3-13-63 ATTENDANCE

OFFICIAL SCORER'S RESPONSIBILITY

POS.	NO.	FOULS	PLAYER	FIRST HALF FIELD GOALS	FIRST HALF FREE THROWS	SECOND HALF FIELD GOALS	SECOND HALF FREE THROWS	OVERTIMES FG	OVERTIMES FT	FIELD GOAL ATTEMPTS	REBOUNDS	ASSISTS	SUMMARY TIME PLAYED	FGA	FG	FTA	FT	SM	RB	A	PF	TP
F	42	P4 P5	FISHER	2		2								7	2	0	0		16		2	4
F	44	P5	WARD	2 2	0	2		2	0					9	4	3	1		10		4	9
C	54		HUNLEY			2	0							6	1	2	1		8		5	3
G	40	P2 P3 P4 P5	LITTON											3	0	0	0		0		1	0
G	10	P2 P3 P4 P5	LOVELACE	2 2		2								22	3	5	5		7		1	11
		P1 P2 P3 P4 P5																				
✓	24	P2 P3 P4 P5	ARNOLD	2 2		2								8	3	0	0		4		1	6
✓	52	P1 P2 P3 P4 P5	OTIS											2	0	0	0		2		0	0
✓	32	P1 P2 P3 P4 P5	GARDNER											1	0	0	0		0		0	0
	14	P1 P2 P3 P4 P5	HARMON																			
	50	P1 P2 P3 P4 P5	BEDFORD																			
		P1 P2 P3 P4 P5																				
		P1 P2 P3 P4 P5																				
			TOTALS	7/29	1	2	4							58	13	10	7		50		14	33

TEAM FOULS FIRST HALF 1 2 3 4 5 6 SECOND HALF 1 2 3 4 5 6

RUNNING SCORE

TIME OUTS 1 2 3 4 5 6 7 8 9 10

SCORE	1	2	3	4	5	6	7	8	9	10	11	12	13	14	15	16	17	18	19	20	21	22	23	24	25	26	27	28	29	30	31	32	33	34	35	36	37	38	39
PLAYER SCORING		44		10	10		10		24		24		42		44	44	54		42		10	10	10	10	10		24		34		44		44						
TIME OF SCORING																																							
OTHER DATA																																							

SCORE	40	41	42	43	44	45	46	47	48	49	50	51	52	53	54	55	56	57	58	59	60	61	62	63	64	65	66	67	68	69	70	71	72	73	74	75	76	77	78
PLAYER SCORING																																							
TIME OF SCORING																																							
OTHER DATA																																							

SCORE	79	80	81	82	83	84	85	86	87	88	89	90	91	92	93	94	95	96	97	98	99	100	101	102	103	104	105	106	107	108	109	110	111	112	113	114	115	116	117
PLAYER SCORING																																							
TIME OF SCORING																																							
OTHER DATA																																							

BLUE

12 24 31 31

TEAM	ROANE CO. (KINGSTON)	COACH	EBLE
TIMERS	ALLEN	SCORERS	CROCKETT

POINTS SCORED EACH PERIOD										HALF SCORE	FINAL SCORE
FIRST HALF		SECOND HALF		OVERTIME		OVERTIME		OVERTIME			
4	8	12	7	0	0	0	0	1		12	32

OFFICIAL SCORER'S RESPONSIBILITY

POS.	NO.	FOULS	PLAYER	FIRST HALF FIELD GOALS	FIRST HALF FREE THROWS	SECOND HALF FIELD GOALS	SECOND HALF FREE THROWS	OVERTIMES FG	OVERTIMES FT	FIELD GOAL ATTEMPTS	REBOUNDS	ASSISTS	SUMMARY TIME PLAYED	FGA	FG	FTA	FT	SM	RB	A	PF	TP
F	23	P1 P2 P3 P4 P5	PICKELL	22	0	2	02							13	3	3	0		8		0	6
F	33	P1 P2 P3 P4 P5	D. RAYMER			22222	0000							8	5	4	2		12		1	12
C	43	P1 P2 P3 P4 P5	McDOWELL	2	000 0000		0							6	1	8	7		8		1	9
G	21	P1 P2 P3 P4 P5	CLARK		0									6	0	1	0		7		3	0
G	25	P1 P2 P3 P4 P5	GUINN			22								11	2	0	0		3		2	4
		P1 P2 P3 P4 P5																				
		P1 P2 P3 P4 P5																				
V	35	P1 P2 P3 P4 P5	G. RAYMER						00 2					1	0	3	1		2		1	1
	11	P1 P2 P3 P4 P5	CARRINGTON																			
	31	P1 P2 P3 P4 P5	BAUGH																			
	15	P1 P2 P3 P4 P5	DUNN																			
	41	P1 P2 P3 P4 P5	SMITH																			
		P1 P2 P3 P4 P5																				
		P1 P2 P3 P4 P5																				
																			3			
			TOTALS	3/20	2	5	2							45	11	19	10		43		8	32

TEAM FOULS FIRST HALF: 1 2 3 4 5 6 SECOND HALF: 1 2 3 4 5 6

RUNNING SCORE

TIME OUTS: 1 2 3 4 5 6 7 8 9 10

SCORE	1	2	3	4	5	6	7	8	9	10	11	12	13	14	15	16	17	18	19	20	21	22	23	24	25	26	27	28	29	30	31	32	33	34	35	36	37	38	39
PLAYER SCORING	43		43	43		23		23	43	43	43	43		23		33		33	43		23		23	33		33		25		25	33	35							
TIME OF SCORING																																							
OTHER DATA																																							

SCORE	40	41	42	43	44	45	46	47	48	49	50	51	52	53	54	55	56	57	58	59	60	61	62	63	64	65	66	67	68	69	70	71	72	73	74	75	76	77	78
PLAYER SCORING																																							
TIME OF SCORING																																							
OTHER DATA																																							

SCORE	79	80	81	82	83	84	85	86	87	88	89	90	91	92	93	94	95	96	97	98	99	100	101	102	103	104	105	106	107	108	109	110	111	112	113	114	115	116	117
PLAYER SCORING																																							
TIME OF SCORING																																							
OTHER DATA																																							

Kingston	G	F	T	Kingsport	G	F	T
Tickell	3	0-3	6	Fisher	2	0-0	4
D.Raymer	5	2-4	12	Ward	4	1-3	9
McDowell	1	7-8	9	Hunley	1	1-2	3
Clark	0	0-1	0	Litton	0	0-0	0
Guinn	2	0-0	4	Lovelace	3	5-5	11
G.Raymer	0	1-3	1	Arnold	3	0-0	6
				Otis	0	0-0	0
				Gardner	0	0-0	0
Totals	11	10-19	32	Totals	13	7-10	33

Kingston	4	8	12	7	0	0	0	0	1—32
Kingsport	15	2	8	6	0	0	0	0	2—33

#13 WHITE 30 4V

TEAM	KINGSPORT DOBYNS BENNETT	PLACE OF GAME	NASHVILLE
COACH	DEVAULT	REFEREE	HUTTON
UMPIRE	HOLDER	DATE	3-14-63
ATTENDANCE			

POINTS SCORED EACH PERIOD						HALF SCORE	FINAL SCORE
FIRST HALF		SECOND HALF		OVERTIME	OVERTIME	OVERTIME		
14	16	12	14				30	56

OFFICIAL SCORER'S RESPONSIBILITY

POS.	NO.	FOULS	PLAYER	FIRST HALF FIELD GOALS	FIRST HALF FREE THROWS	SECOND HALF FIELD GOALS	SECOND HALF FREE THROWS	OVERTIMES FG	OVERTIMES FT	FIELD GOAL ATTEMPTS	REBOUNDS	ASSISTS	TIME PLAYED	FGA	FG	FTA	FT	SM	RB	A	PF	TP
✓	24	P2 P3 P4 P5	ARNOLD	22		22								5	4	0	0		5		1	8
✓	42	P4 P5	FISHER	222	00		0							3	3	3	2		3		3	8
✓	44	P3 P4 P5	WARD	2		2								4	2	0	0		8		2	4
✓	10	P2 P3 P4 P5	LOVELACE	222	0000	22	00							16	5	7	5		2		1	15
✓	40	P1 P2 P3 P4 P5	LITTON	2										2	1	0	0		2		0	2
		P1 P2 P3 P4 P5																				
✓	54	P1 P2 P3 P4 P5	HUNLEY	22		22								6	4	0	0		8		0	8
✓	52	P1 P2 P3 P4 P5	OTIS		0	2								1	1	1	1		4		0	3
✓	14	P1 P2 P3 P4 P5	HARMON				00							0	0	2	2		1		1	2
✓	32	P1 P2 P3 P4 P5	GARDNER			22	00							4	2	3	0		4		0	4
✓	50	P1 P2 P3 P4 P5	BEDFORD				00							0	0	2	2		0		0	2
		P1 P2 P3 P4 P5																				
		P1 P2 P3 P4 P5																				
		P1 P2 P3 P4 P5																	4			
			TOTALS	12	6	10	6							41	22	18	12		41		8	56

TEAM FOULS FIRST HALF: ~~1~~ ~~2~~ ~~3~~ ~~4~~ ~~5~~ 5 6 SECOND HALF: ~~1~~ 2 3 4 5 6

RUNNING SCORE

TIME OUTS: ~~1~~ ~~2~~ ~~3~~ ~~4~~ 5

SCORE	PLAYER SCORING	TIME OF SCORING	OTHER DATA
1			
2	42		
3	10		
4	10		
5			
6	10		
7			
8	44		
9			
10	24		
11			
12	10		
13			
14	40		
15			
16	54		
17	10		
18	10		
19	42		
20			
21	24		
22	42		
23			
24	10		
25	52		
26			
27	54		
28			
29	42		
30			
31	54		
32	10		
33	42		
34			
35	54		
36			
37	24		
38			
39			
40	32		
41			
42	10		
43			
44	10		
45			
46	44		
47	50		
48	50		
49			
50	54		
51			
52	32		
53	14		
54	14		
55			
56	52		
57			
58			
59			
60			
61			
62			
63			
64			
65			
66			
67			
68			
69			
70			
71			
72			
73			
74			
75			
76			
77			
78			
79			
80			
81			
82			
83			
84			
85			
86			
87			
88			
89			
90			
91			
92			
93			
94			
95			
96			
97			
98			
99			
100			
101			
102			
103			
104			
105			
106			
107			
108			
109			
110			
111			
112			
113			
114			
115			
116			
117			

BLUE

17 23

TEAM	OBION Co.	COACH	BROWN
TIMERS	ALLEN	SCORERS	CROCKETT

POINTS SCORED EACH PERIOD						HALF SCORE	FINAL SCORE
FIRST HALF		SECOND HALF		OVERTIME	OVERTIME	OVERTIME		
6	11	6	5				17	28

OFFICIAL SCORER'S RESPONSIBILITY

POS.	NO.	FOULS	PLAYER	FIRST HALF FIELD GOALS	FIRST HALF FREE THROWS	SECOND HALF FIELD GOALS	SECOND HALF FREE THROWS	OVERTIMES FG	OVERTIMES FT	FIELD GOAL ATTEMPTS	REBOUNDS	ASSISTS	SUMMARY TIME PLAYED	FGA	FG	FTA	FT	SM	RB	A	PF	TP
✓	13	P1 P2 P3 P4 P5	ROBERTS	22	0⊗0⊗	222	0							15	5	6	3		4		1	13
✓	12	P1 P2 P3 P4 P5	THOMPSON			2								6	1	0	0		2		3	2
✓	41	P1 P2 P3 P4 P5	ISBELL	22	⊗0									7	2	2	1		9		1	5
✓	33	P1 P2 P3 P4 P5	McWHERTER	2	0⊗									2	1	2	1		0		3	3
✓	35	P1 P2 P3 P4 P5	HOGAN	2										3	1	0	0		2		2	2
		P1 P2 P3 P4 P5																				
✓	23	P1 P2 P3 P4 P5	WHITE			2	⊗							5	1	1	1		0		0	3
✓	55	P1 P2 P3 P4 P5	JOHNSON											2	0	0	0		1		0	0
✓	11	P1 P2 P3 P4 P5	FOWLKES											0	0	0	0		0		1	0
✓	35	P1 P2 P3 P4 P5	ROGERS											2	0	0	0		1		1	0
		P1 P2 P3 P4 P5																				
		P1 P2 P3 P4 P5																				
		P1 P2 P3 P4 P5																				
		P1 P2 P3 P4 P5																	4			
			TOTALS	6	5									44	11	11	6		23		12	28

TEAM FOULS FIRST HALF: ~~1~~ ~~2~~ ~~3~~ ~~4~~ 5 6 SECOND HALF: ~~1~~ ~~2~~ ~~3~~ ~~4~~ 5 6

RUNNING SCORE

TIME OUTS: ~~1~~ ~~2~~ 3 4 5

SCORE	1	2	3	4	5	6	7	8	9	10	11	12	13	14	15	16	17	18	19	20	21	22	23	24	25	26	27	28	29	30	31	32	33	34	35	36	37	38	39
PLAYER SCORING		13	41		41	33		35	13		41	13	13		13		13		13		23		12		13		13	23											
TIME OF SCORING																																							
OTHER DATA																																							

SCORE	40	41	42	43	44	45	46	47	48	49	50	51	52	53	54	55	56	57	58	59	60	61	62	63	64	65	66	67	68	69	70	71	72	73	74	75	76	77	78
PLAYER SCORING																																							
TIME OF SCORING																																							
OTHER DATA																																							

SCORE	79	80	81	82	83	84	85	86	87	88	89	90	91	92	93	94	95	96	97	98	99	100	101	102	103	104	105	106	107	108	109	110	111	112	113	114	115	116	117
PLAYER SCORING																																							
TIME OF SCORING																																							
OTHER DATA																																							

Kingsport	G	F	T	OBION	G	F	T
Arnold	4	0-0	8	Roberts	5	3-6	13
Fisher	3	2-3	8	Thompson	1	0-0	2
Ward	2	0-0	4	Isbell	2	1-2	5
Lovelace	5	5-7	15	McWhrt''r	1	1-2	3
Litton	1	0-0	2	Hogan	1	0-0	2
Otis	1	1-1	3	White	1	1-1	3
Hunley	4	0-0	8	Johnson	0	0-0	0
Gardner	2	0-3	4	Rogers	0	0-0	0
Harmon	0	2-2	2	Fowlkes	0	0-0	0
Bedford	0	2-2	2				
Totals	22	12-18	56	Totals	11	6-11	28

Kingsport	14	16	12	14—56
Obion	6	11	6	5—28

#16 WHITE

21 30 32

TEAM KINGSPORT DOBYNS BENNETT	PLACE OF GAME NASHVILLE	POINTS SCORED EACH PERIOD							
		FIRST HALF		SECOND HALF		OVERTIME	OVERTIME	OVERTIME	HALF SCORE	FINAL SCORE
COACH DEVAULT	REFEREE WHITEHEAD	11	10	9	2	4			21	36
	UMPIRE HOLDER	DATE 3-15-63		ATTENDANCE						

OFFICIAL SCORER'S RESPONSIBILITY

POS.	NO.	FOULS	PLAYER	FIRST HALF FIELD GOALS	FIRST HALF FREE THROWS	SECOND HALF FIELD GOALS	SECOND HALF FREE THROWS	OVERTIMES FG	OVERTIMES FT	FIELD GOAL ATTEMPTS	REBOUNDS	ASSISTS	SUMMARY TIME PLAYED	FGA	FG	FTA	FT	SM	RB	A	PF	TP
✓	24	P1 P2 P3 P4 P5	ARNOLD	2 2 2 2										9	4	0	0		4		0	8
✓	42	~~P1~~ ~~P2~~ ~~P3~~ ~~P4~~ ~~P5~~	FISHER			2	⊗							3	1	1	1		2		5	3
✓	44	~~P1~~ P2 P3 P4 P5	WARD	2	0 ⊗	2	⊗ ⊗ 0	2						4	3	5	3		7		1	9
✓	10	~~P1~~ P2 P3 P4 P5	LOVELACE	2 2 2 2	⊗ ⊗	2		2	0					11	5	3	2		5		1	12
✓	40	~~P1~~ P2 P3 P4 P5	LITTON			2								4	1	0	0		0		1	2
		P1 P2 P3 P4 P5																				
✓	54	~~P1~~ P2 P3 P4 P5	HUNLEY											0	0	0	0		0		1	0
✓	52	P1 P2 P3 P4 P5	OTIS											0	0	0	0		0		0	0
✓	32	P1 P2 P3 P4 P5	GARDNER	2										2	1	0	0		0		0	2
✓	14	P1 P2 P3 P4 P5	HARMON											0	0	0	0		0		0	0
	~~50~~	P1 P2 P3 P4 P5	~~BEDFORD~~																			
		P1 P2 P3 P4 P5																				
		P1 P2 P3 P4 P5																				
			TOTALS	9 21	3	4	3	✓						33	15 9	6			18		9	36

TEAM FOULS FIRST HALF ~~1~~ ~~2~~ ~~3~~ ~~4~~ 5 6 SECOND HALF ~~1~~ ~~2~~ ~~3~~ ~~4~~ 5 6

RUNNING SCORE

TIME OUTS ~~1~~ ~~2~~ ~~3~~ ~~4~~ ~~5~~ ~~6~~

| | | | | | | | | | | | | | | | | | | |

BLACK

14 26 32

TEAM	MURFREESBORO	COACH	PATE
TIMERS	ALLEN	SCORERS	CROCKETT

POINTS SCORED EACH PERIOD							HALF SCORE	FINAL SCORE
FIRST HALF		SECOND HALF		OVERTIME	OVERTIME	OVERTIME		
8	6	12	6	6			14	38

OFFICIAL SCORER'S RESPONSIBILITY

POS.	NO.	FOULS	PLAYER	FIRST HALF FIELD GOALS	FIRST HALF FREE THROWS	SECOND HALF FIELD GOALS	SECOND HALF FREE THROWS	OVERTIMES FG	OVERTIMES FT	FIELD GOAL ATTEMPTS	REBOUNDS	ASSISTS	SUMMARY TIME PLAYED	FGA	FG	FTA	FT	SM	RB	A	PF	TP
✓	45	P1 P2 P3 P4 P5	JORDAN	22	⊗									6	2	1	1		8		1	5
✓	11	P1 P2 P3 P4 P5	COPE	2	0	2	00	2 2						13	4	3	0		7		2	8
✓	51	P1 P2 P3 P4 P5	BARNES	2		222	⊗00							6	4	3	1		8		3	9
✓	21	P1 P2 P3 P4 P5	BUSH	22	0	22	⊗	2						10	5	2	1		4		2	11
✓	15	P1 P2 P3 P4 P5	ADAMS		⊗Q	22								3	2	2	1		1		0	5
		P1 P2 P3 P4 P5																				
	35	P1 P2 P3 P4 P5	JOHNSON																			
	33	P1 P2 P3 P4 P5	WOOD																			
	23	P1 P2 P3 P4 P5	THOMAS																			
	13	P1 P2 P3 P4 P5	JONES																			
	43	P1 P2 P3 P4 P5	RALSTON																			
		P1 P2 P3 P4 P5																				
		P1 P2 P3 P4 P5																	4			
			TOTALS	6/17	2	8	2	3						38	17	11	4		32		8	38

TEAM FOULS FIRST HALF: ~~1~~ ~~2~~ ~~3~~ ~~4~~ 5 6 SECOND HALF: ~~1~~ ~~2~~ ~~3~~ ~~4~~ 5 6

RUNNING SCORE

TIME OUTS: ~~1~~ ~~2~~ ~~3~~ 4 5 6

SCORE	1	2	3	4	5	6	7	8	9	10	11	12	13	14	15	16	17	18	19	20	21	22	23	24	25	26	27	28	29	30	31	32	33	34	35	36	37	38	39
PLAYER SCORING		11		51		21	15	45		45		21		45	51		51		51	21		11		51		15		21		15		21		21		11		11	
TIME OF SCORING																																							
OTHER DATA																																							

SCORE	40	41	42	43	44	45	46	47	48	49	50	51	52	53	54	55	56	57	58	59	60	61	62	63	64	65	66	67	68	69	70	71	72	73	74	75	76	77	78
PLAYER SCORING																																							
TIME OF SCORING																																							
OTHER DATA																																							

SCORE	79	80	81	82	83	84	85	86	87	88	89	90	91	92	93	94	95	96	97	98	99	100	101	102	103	104	105	106	107	108	109	110	111	112	113	114	115	116	117
PLAYER SCORING																																							
TIME OF SCORING																																							
OTHER DATA																																							

Kingsport	G	F	T	Murf'boro	G	F	T
Arnold	4	0-0	8	Jordan	2	1-1	5
Fisher	1	1-1	3	Cope	4	0-3	8
Ward	3	3-5	9	Barnes	4	1-3	9
Lovelace	5	2-3	12	Bush	5	1-2	11
Litton	1	0-0	2	Adams	2	1-2	5
Hunley	0	0-0	0				
Otis	0	0-0	0				
Gardner	1	0-0	2				
Harmon	0	0-0	0				
Totals	15	6-9	36	Totals	17	4-11	38

Kingsport	11	10	9	2	4—36
Murfreesboro	8	6	12	6	6—38

#17 RED 34 38

TEAM	KINGSPORT DOBYNS BENNETT	PLACE OF GAME	NASHVILLE
COACH	DEVAUNT	REFEREE	HOLDER
UMPIRE	WHITEHEAD	DATE	3/6-63
ATTENDANCE			

POINTS SCORED EACH PERIOD						HALF SCORE	FINAL SCORE
FIRST HALF		SECOND HALF		OVERTIME	OVERTIME	OVERTIME		
19	15	4	18				34	56

OFFICIAL SCORER'S RESPONSIBILITY

POS.	NO.	FOULS	PLAYER	FIRST HALF FIELD GOALS	FIRST HALF FREE THROWS	SECOND HALF FIELD GOALS	SECOND HALF FREE THROWS	OVERTIMES FG	OVERTIMES FT	FIELD GOAL ATTEMPTS	REBOUNDS	ASSISTS	TIME PLAYED	FGA	FG	FTA	FT	SM	RB	A	PF	TP
✓	33	P2 P3 P4 P5	GARDNER	2 2 2										7	3	0	0		5		1	6
✓	45	P3 P4 P5	WARD	2 2		2 2 2 2 2	0 0 0							17	7	5	2		12		2	16
✓	55	P3 P4 P5	HUNLEY			2 2								2	1	0	0		5		2	2
✓	11	P4 P5	LOVELACE	2 2 2 2 2	0 0 0 0	2 2								15	7	10	9		5		3	23
✓	41	P2 P3 P4 P5	LITTON	2			2							4	1	1	0		4		1	2
		P1 P2 P3 P4 P5																				
✓	43	P4 P5	FISHER	2 2			0							8	2	2	1		4		3	5
	53	P1 P2 P3 P4 P5	OTIS																			
	15	P1 P2 P3 P4 P5	HARMON																			
✓	25	P1 P2 P3 P4 P5	ARNOLD		2	2								4	1	1	0		3		0	2
	51	P1 P2 P3 P4 P5	BEDFORD																			
		P1 P2 P3 P4 P5																				
		P1 P2 P3 P4 P5																				
		P1 P2 P3 P4 P5																	4			
			TOTALS	13	8	✓								56	22	19	12		42		12	56

TEAM FOULS FIRST HALF ~~1~~ ~~2~~ ~~3~~ ~~4~~ 5 6 SECOND HALF ~~1~~ ~~2~~ ~~3~~ ~~4~~ 5 6

RUNNING SCORE

TIME OUTS ~~1~~ ~~2~~ ~~3~~ 4 5

SCORE	1	2	3	4	5	6	7	8	9	10	11	12	13	14	15	16	17	18	19	20	21	22	23	24	25	26	27	28	29	30	31	32	33	34	35	36	37	38	39
PLAYER SCORING		11		11		11		41		33	11	11	11		33		33		45		43	43		43	45	45		11		45	11	11		11		11		45	
TIME OF SCORING																																							
OTHER DATA																																							

SCORE	40	41	42	43	44	45	46	47	48	49	50	51	52	53	54	55	56	57	58	59	60	61	62	63	64	65	66	67	68	69	70	71	72	73	74	75	76	77	78
PLAYER SCORING	55		45		25		45		45	11	11	11	11		45		11																						
TIME OF SCORING																																							
OTHER DATA																																							

SCORE	79	80	81	82	83	84	85	86	87	88	89	90	91	92	93	94	95	96	97	98	99	100	101	102	103	104	105	106	107	108	109	110	111	112	113	114	115	116	117
PLAYER SCORING																																							
TIME OF SCORING																																							
OTHER DATA																																							

WHITE 27 37

TEAM	MEMPHIS OVERTON	COACH	MILLER
TIMERS	ALLEN	SCORERS	CROCKETT

POINTS SCORED EACH PERIOD							HALF SCORE	FINAL SCORE
FIRST HALF		SECOND HALF		OVERTIME	OVERTIME	OVERTIME		
14	13	10	7				27	44

OFFICIAL SCORER'S RESPONSIBILITY

POS.	NO.	FOULS	PLAYER	FIRST HALF FIELD GOALS	FIRST HALF FREE THROWS	SECOND HALF FIELD GOALS	SECOND HALF FREE THROWS	OVERTIMES FG	OVERTIMES FT	FIELD GOAL ATTEMPTS	REBOUNDS	ASSISTS	SUMMARY TIME PLAYED	FGA	FG	FTA	FT	SM	RB	A	PF	TP
✓	30	X X X P4 P5	BETZELBERGER	2 2 2 2		2 2	⊗⊗Q Q ⊗⊗							12	6	6	4		6		3	16
✓	54	X P3 P4 P5	TIPPETT	2 2 2	⊗⊗	2	⊗⊗							6	4	4	3		6		2	11
✓	52	X X	TOMLINSON	2										5	1	0	0		5		5	2
✓	34	P2 P3 P4 P5	SCHRADER	2		2 2								9	3	0	0		6		1	6
✓	22	P1 P2 P3 P4 P5	LARUE	2	⊗	2	Q							7	2	2	1		2		0	5
		P1 P2 P3 P4 P5																				
✓	32	P1 P2 P3 P4 P5	PORR	2										3	1	0	0		4		0	2
✓	50	P2 P3 P4 P5	CHANDLER	2	0		0 0							1	1	3	0		0		1	2
✓	42	P1 P2 P3 P4 P5	COX				0 0							1	0	2	0		1		0	0
✓	24	P2 P3 P4 P5	HEIDBRINK											0	0	0	0		2		1	0
✓	40	X P2 P3 P4 P5	HENDREN											1	0	0	0		0		1	0
		P1 P2 P3 P4 P5																				
		P1 P2 P3 P4 P5																	2			
			TOTALS	12	3									45	18	17	8		34		14	44

TEAM FOULS FIRST HALF ~~1~~ ~~2~~ ~~3~~ ~~4~~ 5 6 SECOND HALF ~~1~~ ~~2~~ ~~3~~ ~~4~~ 5 6

RUNNING SCORE

TIME OUTS ~~1~~ ~~2~~ ~~3~~ ~~4~~ 5

SCORE	1	2	3	4	5	6	7	8	9	10	11	12	13	14	15	16	17	18	19	20	21	22	23	24	25	26	27	28	29	30	31	32	33	34	35	36	37	38	39
PLAYER SCORING		30	54	54		30		30		54		54		54		52		30		34		22		50		32	22		30		34		54	30	30		22	54	30
TIME OF SCORING																																							
OTHER DATA																																							

SCORE	40	41	42	43	44	45	46	47	48	49	50	51	52	53	54	55	56	57	58	59	60	61	62	63	64	65	66	67	68	69	70	71	72	73	74	75	76	77	78
PLAYER SCORING	30		30		34																																		
TIME OF SCORING																																							
OTHER DATA																																							

SCORE	79	80	81	82	83	84	85	86	87	88	89	90	91	92	93	94	95	96	97	98	99	100	101	102	103	104	105	106	107	108	109	110	111	112	113	114	115	116	117
PLAYER SCORING																																							
TIME OF SCORING																																							
OTHER DATA																																							

KINGS'T	G	F	T	OVERTON	G	F	T
Gardner	3	0-0	6	Bet'berger	6	4-6	16
Ward	7	2-5	16	Tippett	4	3-4	11
Hunley	1	0-0	2	Tomlinson	1	0-0	2
Lovelace	7	9-10	23	Schrader	3	0-0	6
Litton	1	0-1	2	LaRue	2	1-2	5
Fisher	2	1-2	5	Hendren	0	0-0	0
Arnold	1	0-1	2	Heidbrink	0	0-0	0
				Chandler	1	0-3	2
				Cox	0	0-2	0
				Porr	1	0-0	2
Totals	22	12-19	56	Totals	18	8-17	44

Kingsport	19	15	4	18—56
Overton	14	13	10	7—44

1961 State Boys' Basketball Tournament

March 13 - March 18, 1961

First Round

- Donelson (11-15) 54 — Martin 52 — **Game 1** Mon. Mar. 13 — 2 OT
- Red Bank (33-5) — Bye — **Game 2** Mon. Mar. 13
- Oak Ridge (20-6) — Bye — **Game 3** Mon. Mar. 13
- Carthage (23-3) — Bye — **Game 4** Mon. Mar. 13
- Treadwell (33-7) — Bye — **Game 5** Mon. Mar. 13
- Linden (20-12) — Bye — **Game 6** Mon. Mar. 13
- Savannah (23-9) — Bye — **Game 7** Mon. Mar. 13
- Holston Valley (23-8) — Bye — **Game 8** Mon. Mar. 13
- Union City (20-8) — Bye — **Game 9** Mon. Mar. 13
- Lexington (28-4) 59 — Memphis Central 57 — **Game 10** Mon. Mar. 13 — 2 OT
- Nashville Madison (21-5) — Bye — **Game 11** Mon. Mar. 13
- Kittrell (32-4) — Bye — **Game 12** Mon. Mar. 13
- Dobyns Bennett (33-2) — Bye — **Game 13** Mon. Mar. 13
- Shelbyville (22-10) — Bye — **Game 14** Mon. Mar. 13
- Walland (22-10) — Bye — **Game 15** Mon. Mar. 13
- Meigs Co. (34-5) — Bye — **Game 16** Mon. Mar. 13

Second Round

- **Game 17** Tue. Mar. 14 9 PM: Donelson 60, Red Bank 69
- **Game 18** Tue. Mar. 14 7:30 PM: Oak Ridge 51, Carthage 44
- **Game 19** Tue. Mar. 14 2:30 PM: Treadwell 76, Linden 60
- **Game 20** Tue. Mar. 14 4 PM: Savannah 62, Holston Valley 54
- **Game 21** Wed. Mar. 15 2:30 PM: Union City 77, Lexington 64
- **Game 22** Wed. Mar. 15 4 PM: Nashville Madison 80, Kittrell 51
- **Game 23** Wed. Mar. 15 9 PM: Dobyns Bennett 33, Shelbyville 32
- **Game 24** Wed. Mar. 15 7:30 PM: Walland 70, Meigs Co. 67

Quarterfinals

- **Game 25** Thu. Mar. 16 4 PM: Oak Ridge 46, Red Bank 35
- **Game 26** Thu. Mar. 16 2:30 PM: Treadwell 64, Savannah 60
- **Game 27** Thu. Mar. 16 7:30 PM: Union City 57, Nashville Madison 53
- **Game 28** Thu. Mar. 16 9 PM: Dobyns Bennett 60, Walland 37

Semifinals

- **Game 29** Fri. Mar. 17 7 PM: Oak Ridge 70, Treadwell 49
- **Game 30** Fri. Mar. 17 8:30 PM: Dobyns Bennett 62, Union City 44

Championship

- **Game 32** Sat. Mar. 18 8:30 PM: Oak Ridge 40, Dobyns Bennett 39

Oak Ridge
STATE CHAMPION

Consolation Contests

Mar. 18 7:00 PM Game 31 Third Place **Treadwell 68**, Union City 57 Stats

K'gsport	G	F	T	Sh'yville	G	F	T
Sproles	3	0-0	6	Milton	3	2-3	8
Ainslie	2	0-1	4	Craddock	1	0-2	2
Hale	2	0-0	4	Cathey	1	1-1	3
Smith	1	0-0	2	Coop	4	3-3	11
Leonard	3	2-2	8	Reed	4	0-1	8
Volberg	1	0-0	2	Parsons	0	0-1	0
Locke	1	1-3	3	Phillips	0	0-0	0
Haney	0	0-0	0	Price	0	0-0	0
Nelms	0	0-0	0				
Pruett	2	0-0	3				
Totals	15	3-6	33	Totals	13	6-11	32

Kingsport	6	9	4	14—33
Shelbyville	6	6	8	12—32

Attendance 4,904 (paid).

Kings'rt	G	F	T	Walland	G	F	T
Sproles	3	1-1	7	Simerly	1	1-1	3
Volberg	1	0-0	2	Morgan	2	0-0	4
Hale	0	1-1	1	Quiett	0	3-7	3
Smith	0	0-0	0	Carroll	2	6-7	10
Leonard	4	0-4	8	Wilson	3	5-8	11
Ainslie	2	3-4	7	Nichols	0	0-0	0
Locke	2	6-6	10	Martin	0	2-4	2
Haney	4	0-3	8	Caldwell	1	0-0	2
Nelms	1	2-4	4	Costner	0	0-0	0
Pruett	4	5-5	13	Dalton	1	0-0	2
Totals	21	18-28	60	Totals	10	17-27	37

Kingsport	11	13	12	24—60
Walland	13	5	9	10—37

Evening attendance 5,331 (paid).

K'port	G	F	T	Union C.	G	F	T
Sproles	5	0- 1	10	Spencer	3	1- 1	7
Volberg	3	2- 4	8	Miller	2	1- 4	5
Hale	3	2- 4	8	Whitby	8	0- 0	16
Smith	1	0- 0	2	Quillen	3	2- 2	8
Leonard	3	2- 5	8	Tanner	4	0- 0	8
Ainslie	2	2- 2	6	Edm's'n	0	0- 0	0
Locke	4	1- 2	9	Greer	0	0- 0	0
Haney	1	3- 4	5	Cultra	0	0- 0	0
Nelms	1	0- 0	2	Burns	0	0- 0	0
Pruett	2	0- 0	4	Kirkl'nd	0	0- 0	0
							44
Totals	25	12-22	62	Totals	20	4- 7	44

Kingsport	8	16	18	20—62
Union City	9	2	17	16—44

Attendance—6,165 (paid).

Kingsp't	G	F	T	Oak R'dg	G	F	T
Smith	0	1-3	1	Griff's	3	4-5	10
Sproles	5	1-3	11	Howard	6	6-7	18
Hale	4	1-1	9	Lee	1	1-5	3
Volberg	2	0-0	4	Stevens	0	5-7	5
Leon'rd	3	2-3	8	Rob'nsn	0	4-5	4
Locke	1	1-1	3	Def'ndfr	0	0-0	0
Haney	1	0-0	2				
Ainslie	0	0-0	0				
Nelms	0	0-0	0				
Pruett	0	1-1	1				
Totals	16	7-12	39	Totals	10	20-29	40

Kingsport	7	7	10	15—39
Oak Ridge	6	12	5	17—40

Attendance 6,050 (paid).

1959 State Boys' Basketball Tournament

March 10 - March 14, 1959

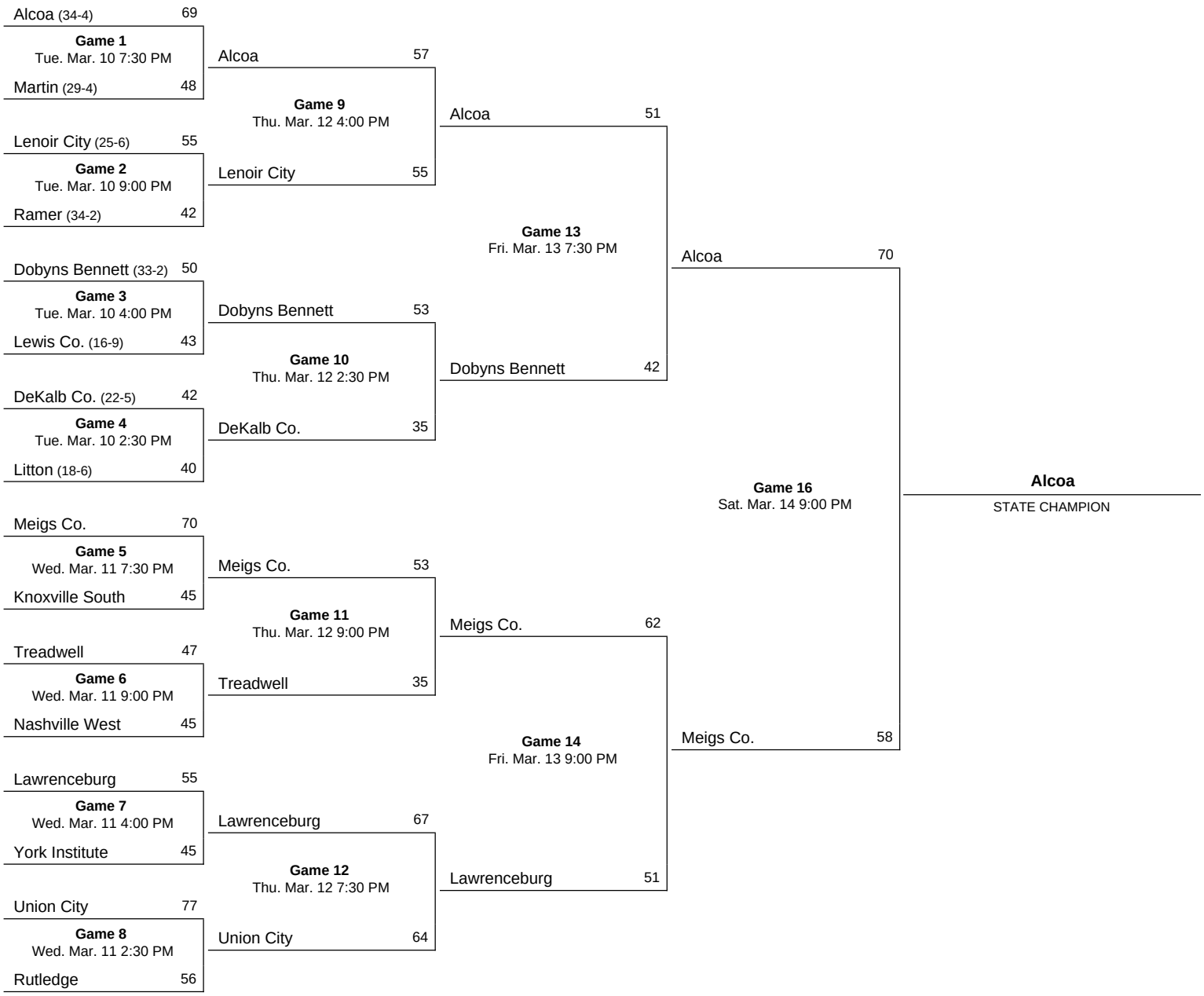

Consolation Contests

Mar. 14 7:30 PM Game 15 Third Place **Dobyns Bennett 72**, Lawrenceburg 50 **Stats**

Kin'port	G	F	T	H'enwald	G	F	T
Bridwell	8	1-2	17	Curry	5	3-4	13
Bryan	4	0-1	8	Carroll	4	0-0	8
Kidd	1	2-3	4	Devore	2	1-4	5
Hale	0	1-2	1	Peery	0	4-7	4
Garber	9	0-0	18	Simmons	2	5-5	9
Neeley	1	0-0	2	Gray	2	0-0	4
Totals	23	4-8	50	Totals	15	13-20	43

Kingsport	12	17	12	9—50
Hohenwald	10	11	13	9—43

Kingsp'rt	G	F	T	Smithv'e	G	F	T
Bridwell	5	0-0	10	Hawkins	2	1-2	5
Bryan	3	1-3	7	Hibdon	2	1-2	5
Kidd	3	0-1	6	Hale	2	4-8	8
Garber	3	3-5	9	Jones	2	1-1	5
Fannon	4	0-0	8	Luna	5	2-2	12
Hale	1	0-0	2				
Ainslie	0	1-1	1				
Neeley	0	0-0	0				
Totals	19	5-10	43	Totals	13	9-15	35

Smithville	10	8	4	13—35
Kingsport	12	1	17	13—43

King'p'rt	G	F	T	Alcoa	G	F	T
Bridwell	5	4-5	14	Holt	0	0-0	2
Bryan	1	3-4	5	Dotson	5	0-2	10
Kidd	2	2-4	6	Riddick	5	3-5	13
Garber	2	2-4	6	Marsh	1	1-3	3
Fannon	2	1-2	5	Dixon	8	1-2	17
Ainslee	1	2-3	4	Hart	0	0-0	0
Hale	1	0-0	2	Sum'ville	2	0-2	4
				McGill	1	0-0	2
Totals	14	14-22	42	Totals	22	7-16	51

Kingsport	15	9	8	10—42
Alcoa	10	10	17	14—51

L'ceburg	G	F	T	Kingsp't	G	F	T
White	2	3-4	7	Bridwell	7	2-3	16
Plunkett	0	1-3	1	Bryan	4	6-6	14
Brewer	7	1-3	15	Kidd	4	1-1	9
Oliver	6	3-3	15	Garber	6	4-4	16
Murrell	2	0-0	4	Fannon	0	0-0	0
Jones	0	0-0	0	Hale	0	0-0	0
Childress	8	0-0	0	Ainslie	4	1-1	9
Thomp'n	1	0-0	2	Neeley	0	2-3	2
Wells	1	0-0	2	Rogers	2	0-0	4
Wright	2	0-0	4	Ross	1	0-4	2
Totals	21	8-13	50	Totals	28	16-22	72

Lawrenceburg	16	9	11	14—50
Kingsport	18	16	20	18—72

1958 State Boys' Basketball Tournament

March 11 - March 15, 1958

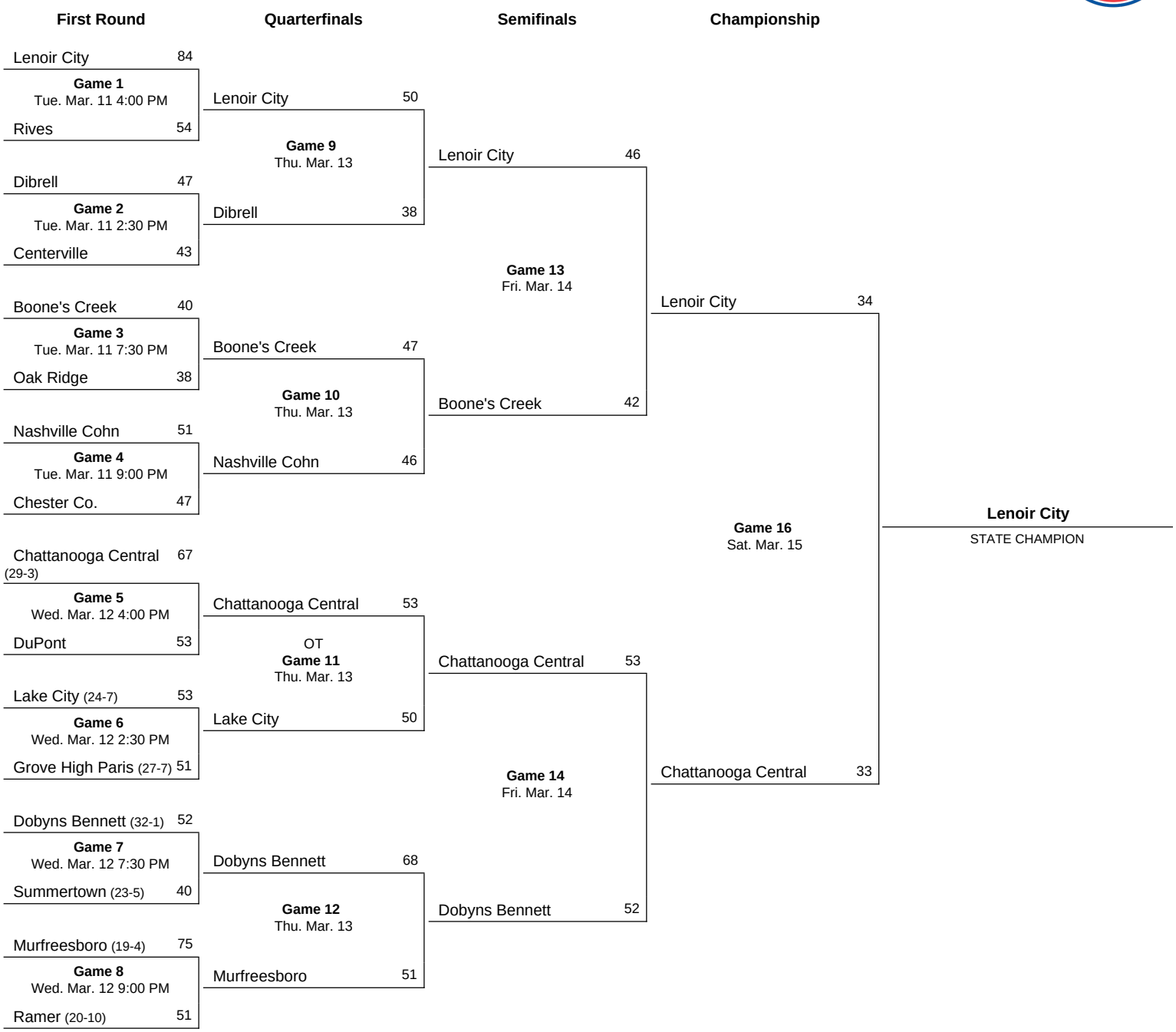

Consolation Contests

Mar. 15 Game 15 Third Place **Dobyns Bennett 52**, Boone's Creek 46 Stats

K'gsport	G	F	T	Sum'ton	G	F	T
Dav'port	3	0-1	6	Nix	1	2-2	4
Bridwell	4	3-4	11	Abbott	0	2-2	2
Bryan	2	2-2	6	White	3	6-7	12
Page	5	1-5	11	Garner	1	1-2	3
Leonard	3	8-11	14	Clayton	1	0-1	2
Calloway	1	2-2	4	Dodd	7	3-5	17
Totals	18	16-25	52	Totals	13	14-21	40

Kingsport	8	14	17	13—52
Summertown	13	6	13	8—40

Kingsport	F	P	T	M'boro	F	P	T
Dav'port	4	2-2	10	Trott	6	0-4	12
F. B'well	7	1-2	15	Gannon	2	3-4	7
Bryan	5	1-2	11	Nunnery	0	1-2	1
Leonard	4	2-4	10	Stallings	7	4-5	18
Calloway	4	0-0	8	Dixon	1	1-2	3
Page	3	0-0	6	Houk	1	1-2	3
Kidd	0	0-1	0	Irby	2	1-2	5
Garber	4	0-0	8	Brandon	0	2-2	2
W. B'well	0	0-0	0				
Totals	31	6-11	68	Totals	19	13-23	51

Kingsport	22	18	10	18—68
Murfreesboro	11	8	15	17—51

Central	G	F	T	K'gsport	G	F	T
Cole	1	5-6	7	D'venport	4	0-1	8
Cate	0	0-1	0	Bridwell	7	1-2	15
Test	8	2-6	18	Bryan	1	1-2	3
Summers	3	3-3	9	Leonard	9	2-4	20
Connelly	1	0-1	2	Calloway	2	0-0	4
Culp'per	8	1-3	17	Page	1	0-0	2
				Garber	0	0-0	0
Totals	21	11-20	53	Totals	24	4-9	52

Central	12	13	13	15—53
Kingsport	17	10	16	9—52

Kingsp'rt	G	F	T	Boones C.	G	F	T
Davenp'rt	3	0-0	6	Bowser	0	0-0	0
Bridwell	1	4-4	6	Durham	1	1-1	3
Bryan	0	4-6	4	Ellis	3	3-3	9
Page	3	2-4	8	Range	2	3-3	7
Leonard	6	4-4	16	Crouch	6	4-6	16
Calloway	4	0-1	8	Johnston	5	1-2	11
Garber	2	1-0	4	Reedy	0	0-1	0
Totals	19	14-20	52	Totals	17	12-16	46

Kingsport	15	13	12	12—52
Boones Creek	16	16	7	7—46

1957 State Boys' Basketball Tournament

March 12 - March 16, 1957

First Round

Linden (25-9) 45
Game 1
Tue. Mar. 12 4:00 PM
DeKalb Co. (29-2) 40

Chattanooga City (30-2) 72
Game 2
Tue. Mar. 12 2:30 PM
Lexington 70

Kenton (18-14) 68
Game 3
Tue. Mar. 12 9:00 PM
Bellevue (25-3) 59

Knoxville Fulton (18-11) 53
Game 4
Tue. Mar. 12 7:30 PM
Hampton (32-9) 48

Dobyns Bennett 59
Game 5
Wed. Mar. 13 2:30 PM
Savannah 50

DuPont 50
Game 6
Wed. Mar. 13 4:00 PM
Humboldt 48

Summertown 50
Game 7
Wed. Mar. 13 7:30 PM
Chattanooga Central 42

White Co. 58
Game 8
Wed. Mar. 13 9:00 PM
Everett 52

Quarterfinals

Linden 43
Game 9
Thu. Mar. 14 2:30 PM
Chattanooga City 42

Kenton 73
Game 10
Thu. Mar. 14 4:00 PM
Knoxville Fulton 68

Dobyns Bennett 59
Game 11
Thu. Mar. 14 7:30 PM
DuPont 45

Summertown 61
Game 12
Thu. Mar. 14 9:00 PM
White Co. 47

Semifinals

Linden 66
Game 13
Fri. Mar. 15 9:00 PM
Kenton 59

Dobyns Bennett 52
Game 14
Fri. Mar. 15 7:30 PM
Summertown 34

Championship

Linden 52
Game 16
Sat. Mar. 16 9:00 PM
Dobyns Bennett 44

Linden
STATE CHAMPION

Consolation Contests

Mar. 16 7:30 PM Game 15 Third Place **Summertown 57**, Kenton 56 Stats

KINGSPORT	FG	F-A	P	TP
McHorris f	7	1-2	2	15
Bryan f	0	2-2	2	2
Davenport f	1	0-0	1	2
Bridwell f	2	0-0	2	4
White c	3	6-7	2	12
Page c	1	0-0	1	2
Hald g	2	0-2	2	16
Leonard g	8	0-2	2	16
Totals	24	11-16	14	59

SAVANNAH	FG	F-A	P	TP
Smith f	2	5-9	0	9
Majors f	5	1-3	1	11
Godwin f	0	0-0	1	0
Davis c	6	4-5	3	16
Mangum g	1	2-2	2	4
Sibley g	0	0-2	0	0
Crotts g	4	2-3	3	10
Totals	18	14-24	10	50

Kingsport	12	16	18	13—59
Savannah	22	9	12	7 —50

KINGSPORT	G	F-A	P	T
McHorris f	7	0-2	1	14
Bridwell f	0	0-0	0	0
Davenport f	1	0-0	2	2
Calloway f	0	4-4	1	4
White c	6	3-6	1	15
Bryan c	3	0-2	1	6
Hale g	0	0-0	5	0
Whited g	0	2-2	1	2
Leonard g	7	2-5	3	16
Page g	0	0-1	0	0
Totals	24	11-22	15	59

DUPONT	G	F-A	P	T
Hall f	0	1-3	2	1
Flatt f	1	2-5	2	4
Fugua f	0	0-0	1	0
Shaw f	1	0-0	0	2
Burch c	1	5-7	4	7
Petty c	1	2-4	2	4
Fyke g	7	3-5	3	17
Sirey g	1	0-0	0	2
Williams g	4	0-2	1	8
Burke g	0	0-0	0	0
Totals	16	13-26	14	45

Kingsport	18	13	6	22—59
Dupont	9	19	10	10—45

KINGSPORT	FG	F-A	PF	TP
McHorris f	6	3-4	4	15
Bryan f	0	1-2	0	1
Bridewell f	5	0-0	0	10
White c	2	4-5	3	8
Hale g	0	1-4	3	1
Calloway g	0	0-0	0	0
Leonard g	3	1-2	1	7
Page g	0	0-0	0	0
Totals	16	10-17	11	42

SUMMERTOWN	FG	F-A	PF	TP
Nix f	3	0-0	0	6
Ezell f	0	0-0	2	0
Ford f	1	0-0	1	2
White c	3	9-10	2	15
Smith g	1	0-1	2	2
Dodd g	3	3-7	4	9
Totals	11	12-18	11	34

Kingsport	14	7	10	11—42
Summertown	18	6	4	6—34

LINDEN	G	F-A	P	T
Paschall f	7	8-11	4	22
Warren f	2	0-0	2	4
Lineberry c	4	5-7	4	13
Roberts g	1	5-11	3	7
Polan g	3	0-2	2	6
Totals	17	18-31	15	52

KINGSPORT	G	F-A	P	T
McHorris f	7	5-7	5	19
Bryan f	0	0-3	1	0
Bridewell f	1	1-2	1	3
Davenport f	0	0-1	1	0
White c	6	4-8	2	16
Hale g	0	0-0	3	0
Whited g	0	0-1	1	0
Calloway g	0	0-0	0	0
Leonard g	3	0-1	5	6
Page g	0	0-0	0	0
Totals	17	10-23	19	44

Linden	14	13	13	12—52
Kingsport	9	16	12	7—44

1955 State Boys' Basketball Tournament

March 8 - March 12, 1955

First Round

Game 1 — Tue. Mar. 8 7:30 PM
- Linden 79
- Treadwell 65

Game 2 — Tue. Mar. 8 2:30 PM
- Holston Valley (30-4) 70
- Carthage (20-6) 56

Game 3 — Wed. Mar. 9 2:30 PM
- Clarksville (20-8) 66
- McMinn Co. (17-11) 59

Game 4 — Wed. Mar. 9 7:30 PM
- Trenton (33-4) 71
- Knoxville East (26-7) 70

Game 5 — Wed. Mar. 9 9:00 PM
- Dobyns Bennett (27-3) 81
- Selmer (29-3) 69

Game 6 — Wed. Mar. 9 4:00 PM
- LaFollette (33-1) 67
- Dixie (29-5) 37

Game 7 — Tue. Mar. 8 4:00 PM
- Lenoir City (28-3) 67
- Lawrenceburg (22-4) 55

Game 8 — Tue. Mar. 8 9:00 PM
- Hillsboro (17-7) 52
- Murfreesboro (24-2) 49

Quarterfinals

Game 9 — Thu. Mar. 10 2:30 PM
- Linden 73
- Holston Valley 63

Game 10 — Thu. Mar. 10 7:30 PM
- Clarksville 65
- Trenton 47

Game 11 — Thu. Mar. 10 9:00 PM
- Dobyns Bennett 72
- LaFollette 47

Game 12 — Thu. Mar. 10 4:00 PM
- Lenoir City 86
- Hillsboro 47

Semifinals

Game 13 — Fri. Mar. 11 7:30 PM
- Linden 54
- Clarksville 35

Game 14 — Fri. Mar. 11 9:00 PM
- Dobyns Bennett 63
- Lenoir City 55

Championship

Game 16 — Sat. Mar. 12 7:30 PM
- Linden 52
- Dobyns Bennett 48

Linden

STATE CHAMPION

Consolation Contests

Mar. 12 9:00 PM Game 15 Third Place **Clarksville 61**, Lenoir City 57 **Stats**

KINGSPORT	G	F	P	T
Wilder f	4	0	3	8
Taylor f	6	9	4	21
Ross f	3	3	2	9
Warren f	0	0	0	0
White c	0	0	0	0
Johnson c	10	2	3	22
Lionberger g	0	0	0	0
Greene g	5	2	4	12
Bell g	4	1	1	9
Britts g	0	0	0	0
Totals	32	17	17	81

SELMER	G	F	P	T
McGee g	2	3	1	7
Byrd f	1	1	5	3
Kiestler f	0	0	0	0
Randolph f	0	0	0	0
Hockaday c	16	13	5	45
Moore g	3	0	2	6
O. King g	1	3	0	5
J. King g	0	0	1	0
Mullins g	0	0	0	0
Phillips g	1	1	2	3
Totals	24	21	16	69

Halftime score: Kingsport 44; Selmer 25.

Free throws missed: Kingsport—Taylor 2, Ross 3, Johnson 2, Bell 2. Selmer—McGee 3, Byrd 2, Hockaday 2, O. King 1, Phillips 1.

KINGSPORT	G	F	P	T
Wilder, f	2	0	0	4
Taylor, f	9	3	1	21
Ross, f-g	1	0	0	2
Warren, f	0	2	0	2
Johnson, c	8	2	3	18
White, c	0	0	0	0
Greene, g	6	0	2	12
Bell, g	4	3	2	11
Britts, g	0	2	0	2
Totals	30	12	8	72

LAFOLLETTE	G	F	P	T
Whaley, f	2	0	2	4
St. John, f	5	0	2	10
Jordan, f	0	0	0	0
Davis, c	5	4	2	14
Parr, g	4	2	2	10
Webb, g	4	1	3	9
Totals	20	7	11	47

Halftime score: Kingsport 26; LaFollette 23.

Free throws missed: Kingsport—Taylor 5, Greene 2, Bell 1. LaFollette—Davis 2, Carr 2, Webb 2.

KINGSPORT	G	F	P	T
Wilder f	3	0	2	6
Warren f	0	0	1	0
Taylor f	3	3	2	9
H. Johnson f	0	0	0	0
F. Johnson c	8	4	5	20
R. White c	0	0	0	0
Greene g	6	2	3	14
Lionberger g	0	0	0	0
Bell g	4	1	3	9
Britts g	0	0	0	0
Ross g	2	1	2	5
Totals	26	11	18	63

LENOIR CITY	G	F	P	T
Padgett f	3	3	4	9
Trego f	1	2	2	4
Hill f	0	0	1	0
Bostic c	7	4	3	18
Henry g	5	3	4	13
Hendrix g	5	1	0	11
Totals	21	31	14	55

Halftime score: Kingsport 34; Lenoir City 18.

Free throws missed: Kingsport—Wilder 3, Taylor 2, S. Johnson 1, Greene 1, Bell 2, Ross 2. Lenoir City—Padgett 5, Bostic 4, Henry 4, Hendrix 5.

LINDEN	G	F	P	T
Ellison f	10	6	3	26
Paschall f	6	1	1	13
Rutledge c	3	1	1	7
Cotham g	1	0	5	2
Grinder g	1	0	0	2
Roberts g	0	2	0	2
Totals	21	10	10	52

KINGSPORT	G	F	P	T
Wilder f	4	0	3	8
Taylor f	8	3	2	19
Ross f-g	3	7	3	13
Johnson c	1	1	1	3
Bell g	0	0	0	0
Greene g	1	3	2	5
Lionberger g	0	0	1	0
Totals	17	14	12	48

Halftime: Linden 30, Kingsport 22.

Free throws missed: Linden—Ellison 5, Paschall 2, Rutledge 1, Cotham 1, Grinder 1. Kingsport—Taylor 1, Ross 1, Johnson 1, Greene 2.

1954 State Boys' Basketball Tournament

March 9 - March 13, 1954

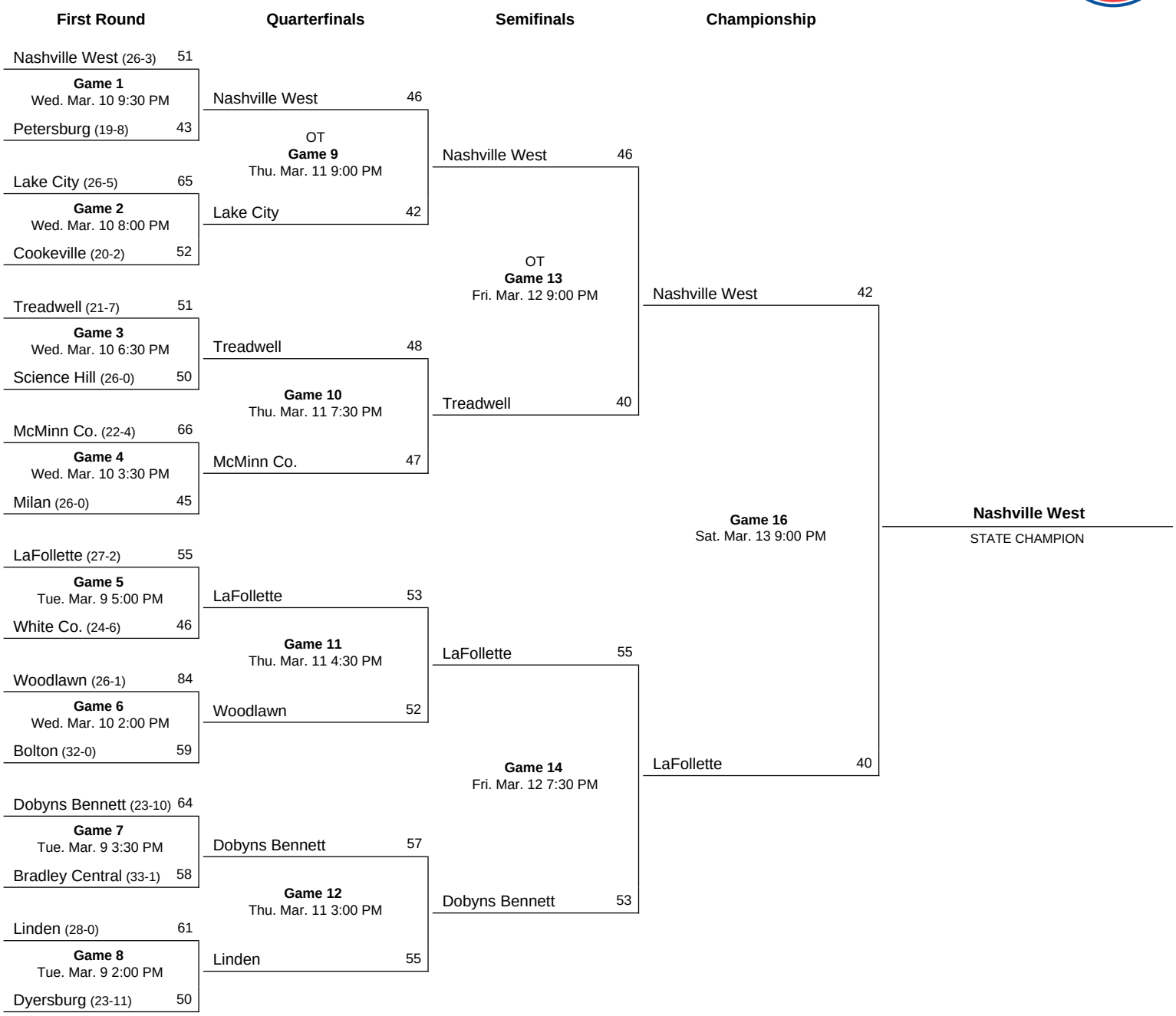

Consolation Contests

Mar. 13 7:30 PM Game 15 Third Place **Dobyns Bennett 53**, Treadwell 51 **Stats**

KINGSPORT (64)	FG	FT	PF	TP
Wilder f	3	1	1	7
Ross f	3	1	5	7
Johnson c	12	6	2	30
Bell g	3	1	2	7
Green g	2	4	0	8
Warren	1	3	3	5
Lionberger	0	0	1	0
Totals	24	20	14	64

BRADLEY (58)	FG	FT	PF	TP
Whaley f	7	7	3	21
Fisher f	3	3	1	9
Pippenger c	2	3	5	7
Prewhitt g	6	1	5	13
Link g	4	0	1	8
Kyle	0	0	0	0
Moore	0	0	2	0
Totals	22	14	17	58

Kingsport	14	18	14	18—64
Bradley	16	19	17	6—58

Free throws missed: Kingsport—Wilder, Ross 3, Bell 2, Green, Warren 2. Bradley—Whaley, Fisher 2, Pippenger 2, Prewhitt.

KINGSPORT (57)	FG	FT	PF	TP
Ross f	6	0	2	12
Wilder f	3	1	4	7
Johnson c	10	7	1	27
Bell g	3	1	1	7
Greene g	2	0	4	4
Totals	24	9	12	57

LINDEN (55	FG	FT	PF	TP
Ellison f	8	7	3	23
Kilpatrick f	5	2	0	12
Rutledge c	3	1	3	7
Grinder g	3	1	1	7
Cotham g	2	2	2	6
Totals	21	13	9	55

Kingsport	11	20	10	16—57
Linden	16	14	17	8—55

Free throws missed: Kingsport—Wilder, Bell 3. Linden—Ellison 2, Kilpatrick 3, Rutledge, Cotham 2.

KINGSPORT	FG	FT	PF	TP
Ross f	1	1	5	3
Wilder f	3	2	3	8
Warren f	1	0	0	2
Johnson c	9	3	3	21
Greene g	6	3	1	15
Bell g	1	2	5	4
Totals	21	11	17	53

LAFOLLETTE	FG	FT	PF	TP
Miller f	6	3	2	15
Howe f	2	4	2	8
Baker c	3	2	3	8
Webb g	3	5	2	11
Roberts g	3	6	2	12
Carr g	0	1	1	1
Totals	17	21	12	55

Kingsport	19	11	7	16	—53
LaFollette	12	8	18	17	—55

Free throws missed: Kingsport—Ross, Johnson 2, Greene , Warren 2. LaFollette—Miller, Howe, Baker, Webb 2, Roberts.

Pos.—Kingsport (53)	Treadwell (51)
F—Ross (7)	Hyde (15)
F—Wilder (4)	House (2)
C—Johnson (24)	Hardage (7)
G—Greene (2)	Jamison (6)
G—Bell (12)	Arata (14)

Halftime score: Treadwell 28; Kingsport 23.

Subs: Kingsport—Warren (2), Lionberger (2). Treadwell—Crain (6), Bowen (1).

1951 State Boys' Basketball Tournament

March 13 - March 17, 1951

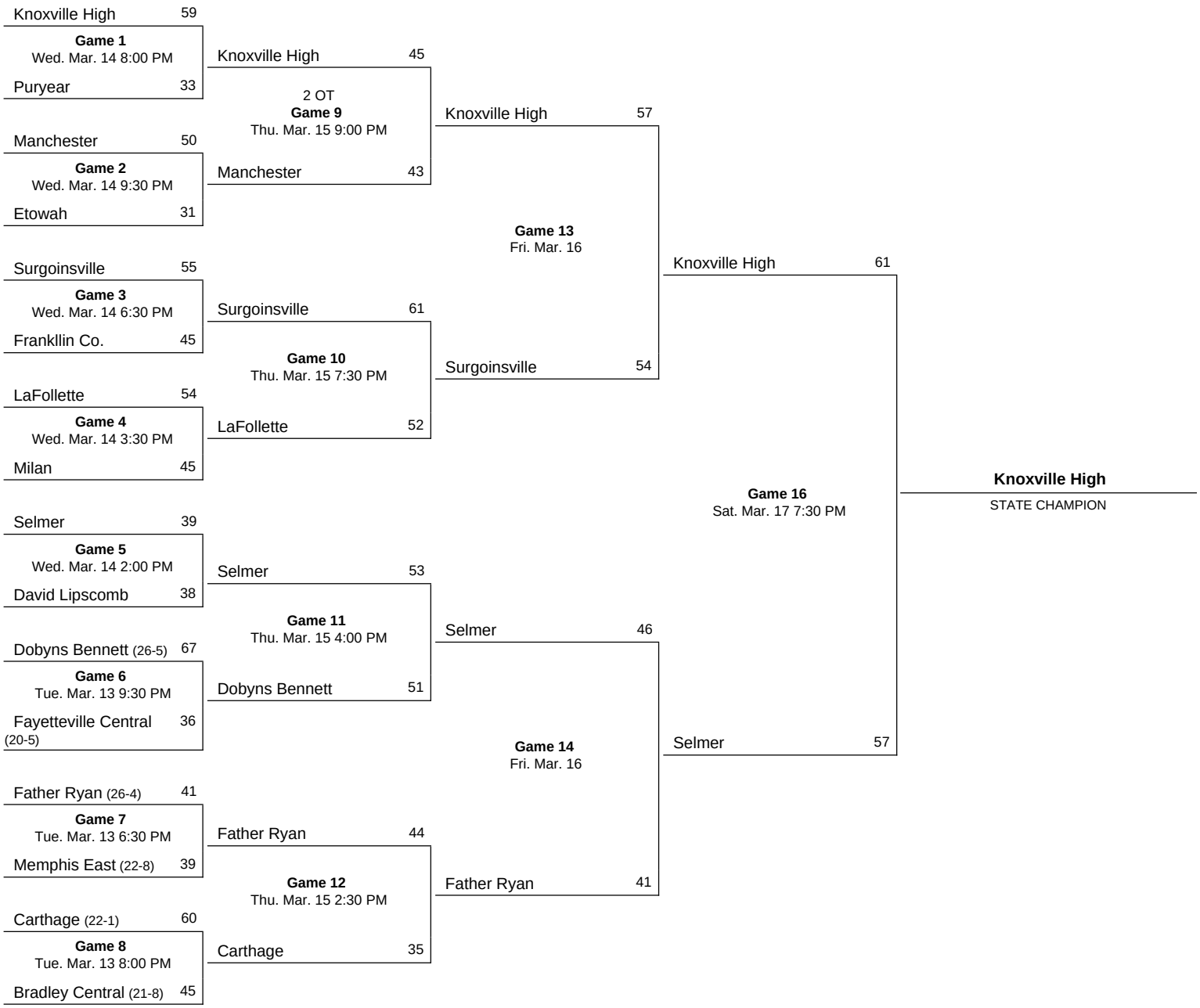

Consolation Contests

Mar. 17 9:00 PM Game 15 Third Place **Father Ryan 71**, Surgoinsville 37 **Stats**

Pos.—Kingsport (67)	Fayetteville (36)
F—Burke (24)	Honey (8)
F—Salley (3)	Beddingfield (4)
C—Bedford (20)	Askins (7)
G—Archer (2)	Moores (7)
G—Wilburn (10)	Parks (10)

Halftime score: Kingsport 32; Fayetteville 19.

Subs: Kingsport: Boyd (2), Cowette (2), Warren (3), Maddux (1).

Pos.—Selmer (53)	Kingsport (51)
F—W. McClain (20)	Burke (14)
F—Bob Kirk (11)	Salley (4)
C—B. McClain (7)	Bedford (23)
G—Hawkins (3)	Archer (2)
G—McCullar (10)	Wilborn (3)

Halftime score: Selmer 31; Kingsport 30.

Subs: Kingsport—Warren (3), Collette (2).

1945 State Boys' Basketball Tournament

March 15 - March 17, 1945 · Albert Hill Gym - East High School - Nashville, TN

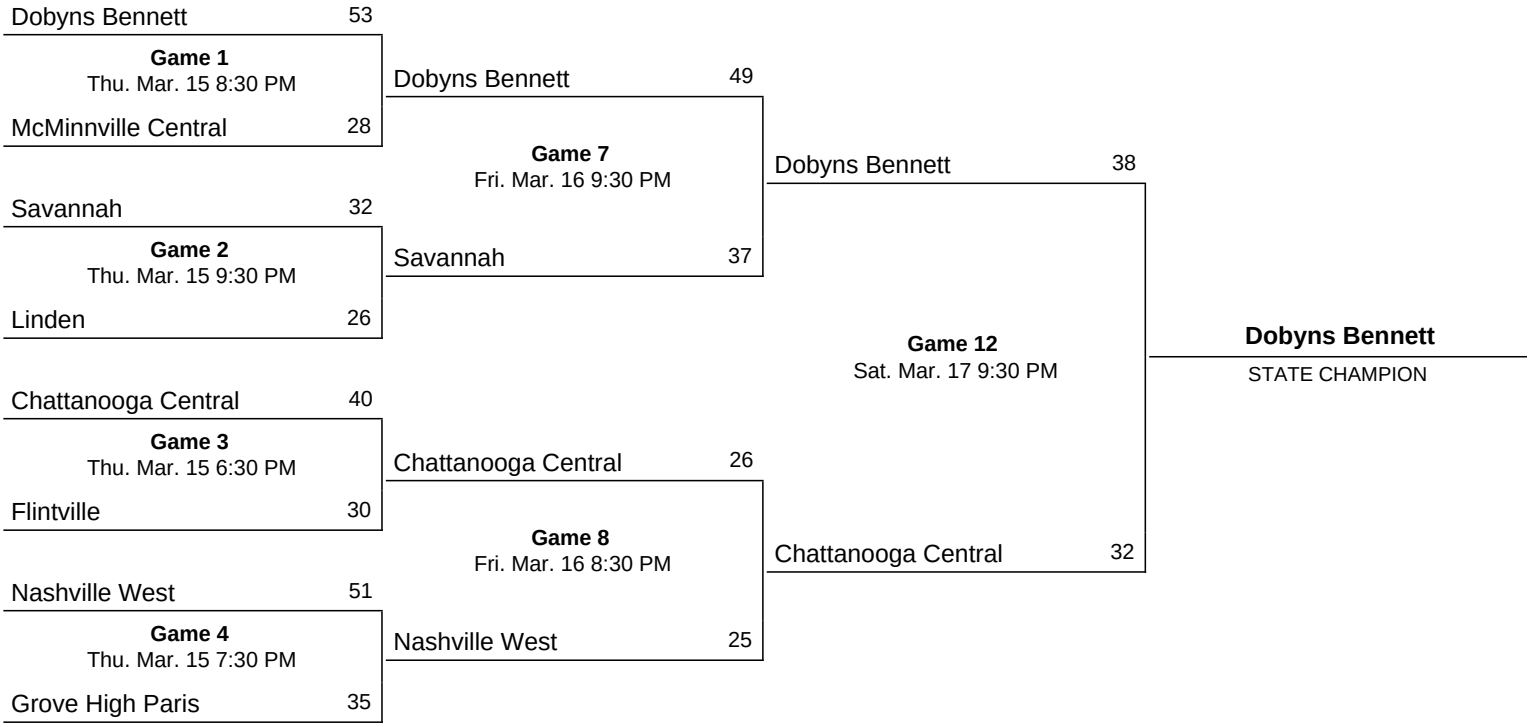

Consolation Contests

Mar. 16	7:30 PM	Game 5		**McMinnville Central 27**, Linden 25	Stats
Mar. 16	6:30 PM	Game 6		Flintville 17, **Grove High Paris 37**	Stats
Mar. 17	6:30 PM	Game 9	Seventh Place	**Flintville 28**, Linden 27	Stats
Mar. 17	7:30 PM	Game 10	Fifth Place	McMinnville Central 27, **Grove High Paris 37**	Stats
Mar. 17	8:30 PM	Game 11	Third Place	**Nashville West 64**, Savannah 25	Stats

Pos.—Kingsport (53)	McMinnville (28)
F—Puckett (21)	Haley (2)
F—Gibson (11)	Roy (4)
C—Hoover (4)	Thaxton (8)
G—Dickson (3)	Baker (7)
G—Cole (6)	Millraney (3)

Subs.: Kingsport—K. Bingham (2), Fulkerson (4), B. Bingham (2). McMinnville—Grandy (4).

Pos.—Kingsport (49)	Savannah (37)
F—Pluckett (19)	Abrams (10)
F—Gibson (6)	Harrison (2)
C—Hoover (3)	Rhodes (11)
G—Dickson (9)	Strawn (5)
G—Cole (3)	Thomas (8)

Subs: Kingsport: Fulkerson (5), Saylor (4).

Pos.—Chattanooga (32)	Kingsport (38)
F—Sompayrac (1)	Pluckett (12)
F—Cooke (3)	Gibson (7)
C—Saylor (11)	Hoover (12)
G—Hicks (8)	Dickson (5)
G—Braddock (9)	Cole

Subs: Kingsport—Fulkerson (2).

Referees—Bowser Chest and J. D. Jernigan.

1931 State Boys' Basketball Tournament

March 5 - March 7, 1931

Consolation Contests

Mar. 6	Game 29		**Karns 23**, Carthage 19
Mar. 6	Game 30		**Nashville Central 25**, Memphis Tech 17
Mar. 6	Game 31		**Hornbeak 41**, Woodbury 35
Mar. 6	Game 32		**Whitehaven 34**, Coopertown 23
Mar. 7	Game 35		**Karns 37**, Nashville Central 21
Mar. 7	Game 36		Hornbeak 27, **Whitehaven 28**
Mar. 7	Game 38	Ninth Place	**Karns 42**, Whitehaven 33

1930 State Boys' Basketball Tournament

March 6 - March 8, 1930

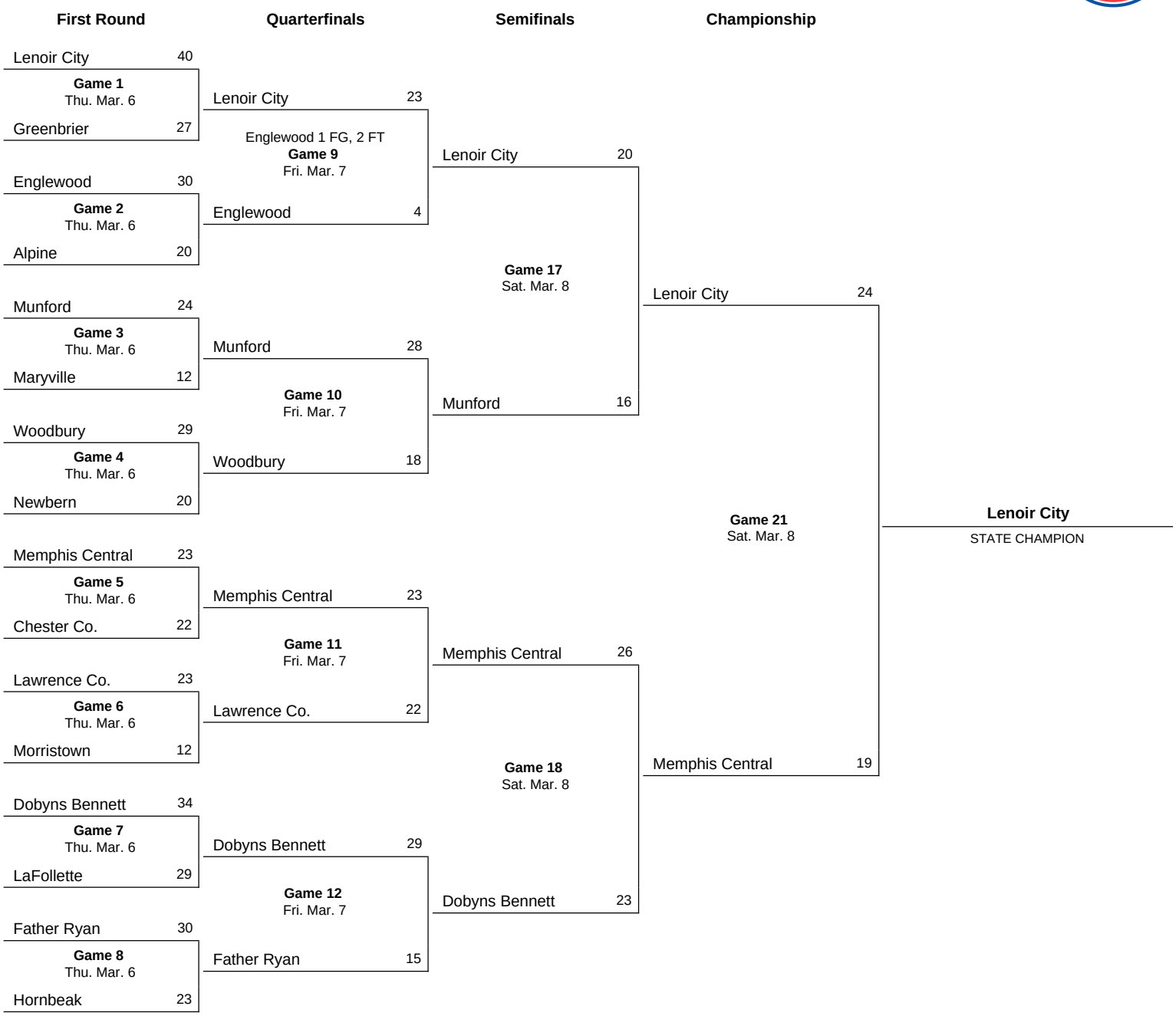

Consolation Contests

Mar. 7	Game 13		**Greenbrier 38**, Alpine 20	
Mar. 7	Game 14		**Maryville 30**, Newbern 22	
Mar. 7	Game 15		**Chester Co. 38**, Morristown 17	
Mar. 7	Game 16		LaFollette 31, **Hornbeak 47**	
Mar. 8	Game 19		**Greenbrier 24**, Maryville 22	Stats
Mar. 8	Game 20		**Chester Co. 22**, Hornbeak 18	Stats
Mar. 8	Game 22	Ninth Place	**Greenbrier 27**, Chester Co. 21	Stats

Kingsport (29)	Pos	F. Ryan (15)
P. Bollamy (6)	F	Kerrigan (2)
E. Bollamy (6)	F	Geny (4)
Tompson (2)	C	F. Sullivan (4)
Barger (3)	G	Curley (1)
Grills (8)	G	J. Sullivan (4)

Subs: Father Ryan—Griffith and Donlon. Kingsport, Chandler and Williams. Referee, Bebb (Carson-Newman).

Memphis(26)	Pos.	Kingsport(23)
Sainbrook(4)	F	P. Bellamy(5)
Richardson(6)	F	E. Bellamy(11)
Dowdy(5)	C	Thompson(2)
Kulp(7)	G	Barger(3)
Ingram(4)	G	Grills(2)

Referee, Holt.

1927 Tennessean-Vanderbilt State Prep and High School Boys' Basketball Tournament

March 16 - March 19, 1927

First Round	Second Round	Quarterfinals	Semifinals	Championship
Nashville Cathedral **Game 1** Wed. Mar. 16 Bye	Nashville Cathedral 22 **Game 17** Wed. Mar. 16 8 PM Columbia 11	Nashville Cathedral 17 **Game 25** Fri. Mar. 18 8:30 PM Forrest 7	Nashville Cathedral 14 **Game 29** Sat. Mar. 19 2 PM Dobyns Bennett 9	Nashville Cathedral 19 **Game 31** Sat. Mar. 19 8:15 PM Alpine 15
Columbia **Game 2** Wed. Mar. 16 Bye				
Forrest **Game 3** Wed. Mar. 16 Bye	Forrest 16 **Game 18** Thu. Mar. 17 3:30 PM Purdy 13			
Purdy **Game 4** Wed. Mar. 16 Bye				
Dobyns Bennett **Game 5** Wed. Mar. 16 Bye	Dobyns Bennett 20 **Game 19** Thu. Mar. 17 12:30 PM Memphis Central 10	Dobyns Bennett 11 **Game 26** Fri. Mar. 18 3 PM Whitehaven 8		
Memphis Central **Game 6** Wed. Mar. 16 Bye				
Whitehaven **Game 7** Wed. Mar. 16 Bye	Whitehaven 17 **Game 20** Thu. Mar. 17 2:30 PM Springfield 16			
Springfield **Game 8** Wed. Mar. 16 Bye				
Knoxville High 34 **Game 9** Wed. Mar. 16 7 PM Trimble 15	Knoxville High 34 **Game 21** Thu. Mar. 17 4:30 PM Hampshire 33	Knoxville High 24 **Game 27** Fri. Mar. 18 7:30 PM Chattanooga Central 23	Knoxville High 16 **Game 30** Sat. Mar. 19 3 PM Alpine 17	Alpine 15
Hampshire **Game 10** Wed. Mar. 16 Bye				
Chattanooga Central **Game 11** Wed. Mar. 16 Bye	Chattanooga Central 17 **Game 22** Thu. Mar. 17 7 PM Chattanooga City 16			
Chattanooga City **Game 12** Wed. Mar. 16 Bye				
Alpine **Game 13** Wed. Mar. 16 Bye	Alpine 22 **Game 23** Thu. Mar. 17 1:30 PM Coopertown 13	Alpine 26 **Game 28** Fri. Mar. 18 4 PM Millington 16		
Coopertown **Game 14** Wed. Mar. 16 Bye				
Millington **Game 15** Wed. Mar. 16 Bye	Millington 24 **Game 24** Thu. Mar. 17 8:30 PM Nashville Central 21			
Nashville Central **Game 16** Wed. Mar. 16 Bye				

Nashville Cathedral

STATE CHAMPION

The line-ups:

Memphis	Pos.	Kingsport
Capshaw	F	Cycle (14)
Dlugach	F ...	Stephenson
Jones	C	Hug (4)
McCarroll (2) ..	G	Dodd (1)
Schaeffer (2) ...	G ..	Reasor (1)

Substitutions: Memphis, Foltz (4), Karchmer and Halberstead (2). Kingsport, Kiah. Referee Josh Hughes.

White Haven	Pos.	Kingsport
Lipsey	F	Clyce (5)
Hudgens (3)	F	Stephenson
Davis (5)	C	Kish (2)
Droke	G	Dodd
McCalman	G	Reasor (4)

Substitutes: White Haven, Ransom for Lipsey, Lipsey for Hudgens, Hudgens for Lipsey. Referee, Chest.

Cathedral.	Pos.	Kingsport.
Beehan (6)	F	(2) Clyce
Lynch (4)	F	(3) Stephenson
Gibbons (1)	C	Kish
Kelley (2)	G	(4) Dodd
Clunan (1)	G	Reasor

Substitutions: Cathedral—Sullivan; Kingsport—Duncan and J. Duncan. Referee—Bowser Chest.