Lipscomb Academy
Football
Nashville, TN

POSTSEASON HISTORY REPORT

GENERATED APRIL 23, 2024

Summary

Championship Record: 67-27
Appearances (32): 2022, 2021, 2020, 2019, 2018, 2017, 2016, 2015, 2014, 2013, 2012, 2010, 2009, 2008, 2007, 2006, 2005, 2004, 2003, 2002, 2001, 2000, 1999, 1998, 1997, 1996, 1995, 1994, 1993, 1991, 1990, 1988
Finals Appearances/Runners-up (10): 1994, 1998, 2002, 2003, 2005, 2006, 2007, 2020, 2021, 2022
Championships (5): 2022, 2021, 2007, 2002, 1994

Finals Appearances

Year	Class	Award	Detail
1994	Class 2A	Team Champions	
1998	Class 2A	Team Runner-Up	
2002	Class 2A	Team Champions	(13-2)
2003	Class 2A	Team Runner-Up	(14-1)
2005	Class 3A	Team Runner-Up	(13-2)
2006	Class 3A	Team Runner-Up	(13-2)
2007	Class 3A	Team Champions	(14-1)
2020	Division II-AA	Team Runner-Up	(10-3)
2021	Division II-AA	Team Champions	(12-1)
2022	Division II-AA	Team Champions	(13-0)

Awards

Year	Award	Name	Class
1998	American General Mr. Football Back of the Year	Jonathan Shaub	Class 2A
2008	Tennessee Titans Mr. Football Back of the Year	Zach Rogers	Class 3A
2021	Tennessee Titans Mr. Football	Alexander Broome	Division II AA
2022	Tennessee Titans Mr. Football	Maureice "Junior" Sherrill	Division II AA

2022 Division II Class AA State Football Playoffs

November 4 - December 1, 2022

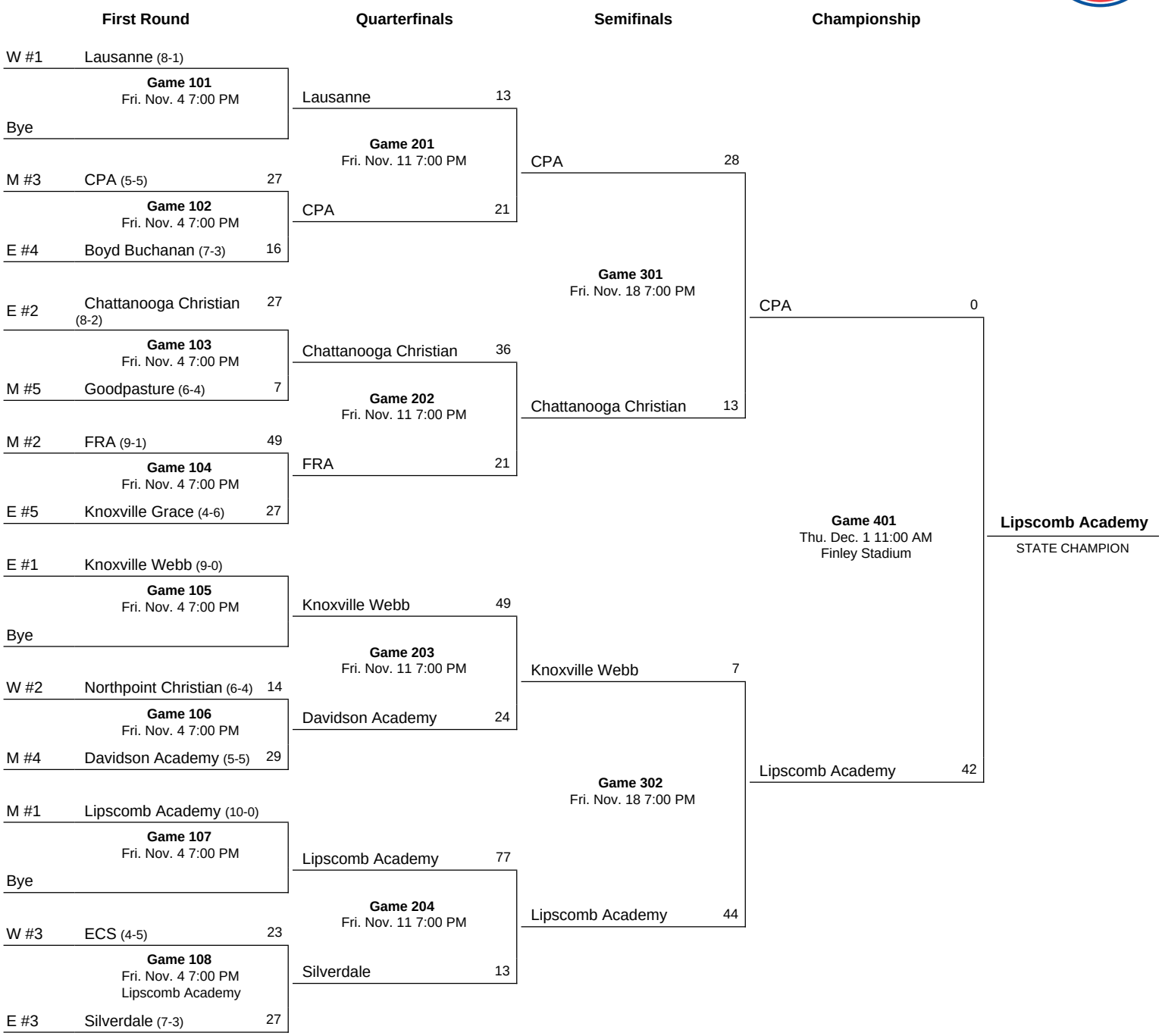

Notes:
All times are local time. The higher seeded team will host through the Semifinal Round. In the First Round, the neutral site for the #3 East team vs. #3 West team will be determined prior to the start of the season. If the #2 Middle and #2 East teams meet in the Quarterfinals, the #2 East team will host. If the #1 Middle and #1 East teams meet in the Semifinals, the #1 East team will host.

Scoring Summary (Final)
TSSAA Blue Cross Bowl
Christ Presbyterian vs Lipscomb Academy (Dec. 1, 2022 at Chattanooga, Tenn.)

Christ Presbyterian (8-6) vs. Lipscomb Academy (13-0)
Date: Dec. 1, 2022 • Site: Chattanooga, Tenn. • Stadium: Finley Stadium
Attendance:

Score by Quarters	1	2	3	4	Total
Christ Presbyterian	0	0	0	0	0
Lipscomb Academy	7	21	14	0	42

Qtr	Time	Scoring Play	V-H
1st	04:36	LIPSCOMB - Patterson, Drew 3 yd run (High, Hunter kick), 14-87 4:25	0 - 7
2nd	11:53	LIPSCOMB - Sherrill, M. 14 yd pass from Brown, Hank (High, Hunter kick), 8-57 3:03	0 - 14
	05:27	LIPSCOMB - Sherrill, M. 19 yd run (High, Hunter kick), 9-87 6:21	0 - 21
	01:15	LIPSCOMB - Patterson, Drew 3 yd run (High, Hunter kick), 6-41 2:18	0 - 28
3rd	07:23	LIPSCOMB - Sherrill, M. 2 yd pass from Brown, Hank (High, Hunter kick), 3-2 1:29	0 - 35
	01:57	LIPSCOMB - Sherrill, M. 41 yd pass from Brown, Hank (Nabours, S. kick), 4-59 2:50	0 - 42

Kickoff time: 11:08 am • End of Game: 1:28 pm • Total elapsed time: 2:20
Officials: Referee: Ben Lawson; Umpire: Joshua Craddock; Linesman: Randy Ingram;
Line judge: Shane Qualls; Back judge: Jimmy Melton; Field judge: Mark Wilson;
Side judge: Dwayne Gross; Center judge: Luke Bussey-ECO;
Temperature: 38 • Wind: ENE 6 • Weather: Partly Cloudy
Most Outstanding Player: Maureice Sherill, Lipscomb Academy

Team Statistics (Final)
TSSAA Blue Cross Bowl
Christ Presbyterian vs Lipscomb Academy (Dec. 1, 2022 at Chattanooga, Tenn.)

	CPA	LIPSCOM
FIRST DOWNS	5	23
Rushing	2	12
Passing	2	10
Penalty	1	1
NET YARDS RUSHING	42	168
Rushing Attempts	13	33
Average Per Rush	3.2	5.1
Rushing Touchdowns	0	3
Yards Gained Rushing	46	170
Yards Lost Rushing	4	2
NET YARDS PASSING	38	268
Completions-Attempts-Int	5-22-1	23-28-0
Average Per Attempt	1.7	9.6
Average Per Completion	7.6	11.7
Passing Touchdowns	0	3
TOTAL OFFENSE YARDS	80	436
Total offense plays	35	61
Average Gain Per Play	2.3	7.1
Fumbles: Number-Lost	0-0	0-0
Penalties: Number-Yards	2-20	7-70
PUNTS-YARDS	6-232	1-41
Average Yards Per Punt	38.7	41.0
Net Yards Per Punt	29.5	36.0
Inside 20	1	0
50+ Yards	0	0
Touchbacks	0	0
Fair catch	1	0
KICKOFFS-YARDS	1-58	7-268
Average Yards Per Kickoff	58.0	38.3
Net Yards Per Kickoff	38.0	34.4
Touchbacks	0	0
Fair Catch Yards	0	0
Punt returns: Number-Yards-TD	1-5-0	1-55-0
Average Per Return	5.0	55.0
Kickoff returns: Number-Yds-TD	6-27-0	1-20-0
Average Per Return	4.5	20.0
Interceptions: Number-Yds-TD	0-0-0	1-50-0
Fumble Returns: Number-Yds-TD	0-0-0	0-0-0
Miscellaneous Yards	0	0
Possession Time	17:30	30:30
1st Quarter	3:10	8:50
2nd Quarter	2:45	9:15
3rd Quarter	7:41	4:19
4th Quarter	3:54	8:06
Third-Down Conversions	1 of 9	10 of 11
Fourth-Down Conversions	1 of 2	0 of 0
Red-Zone Scores-Chances	0-1	5-6
Touchdowns	0-1	5-6
Field goals	0-1	0-6
Sacks By: Number-Yards	0-0	1-4
PAT Kicks	0-0	6-6
Field Goals	0-0	0-0
Points off turnovers	0	7

Individual Statistics (Final)
TSSAA Blue Cross Bowl
Christ Presbyterian vs Lipscomb Academy (Dec. 1, 2022 at Chattanooga, Tenn.)

Christ Presbyterian

Rushing	No.	Gain	Loss	Net	TD	Lg	Avg
Keck, Asher	7	22	0	22	0	12	3.1
Law, Crews	3	12	0	12	0	5	4.0
Vaccaro, Thomas	1	7	0	7	0	7	7.0
McCluskey, R.	1	5	0	5	0	5	5.0
Streeter, B.	1	0	4	-4	0	0	-4.0
Totals	13	46	4	42	0	12	3.2

Passing	C-A-I	Yds	TD	Long	Sack
Streeter, B.	4-15-0	36	0	27	1
Vaccaro, Thomas	1-7-1	2	0	2	0
Totals	5-22-1	38	0	27	1

Receiving	No.	Yards	TD	Long
Brown, Trey	3	34	0	27
Humphreys, L.	1	2	0	2
Keck, Asher	1	2	0	2
Totals	5	38	0	27

Punting	No.	Yds	Avg	Long	In20	TB
Humphreys, L.	6	232	38.7	48	1	0
Totals	6	232	38.7	48	1	0

	Punt			Kickoff			Intercept		
Returns	No	Yds	Lg	No	Yds	Lg	No	Yds	Lg
Mathews, J.	1	5	5	0	0	0	0	0	0
Keck, Asher	0	0	0	2	16	9	0	0	0
Evans, Ondre	0	0	0	1	13	13	0	0	0
Cain, Carter	0	0	0	1	-5	0	0	0	0
Harris, Leroy	0	0	0	1	-2	0	0	0	0
Dillard, Easton	0	0	0	1	5	5	0	0	0
Totals	1	5	5	6	27	13	0	0	0

Field goals	Qtr	Time	Dist	Result

Kickoffs	No.	Yards	Avg	TB	OB
Walker, Hunter	1	58	58.0	0	0

All-purpose	Run	Rcv	KR	PR	IR	Total
Keck, Asher	22	2	16	0	0	40
Brown, Trey	0	34	0	0	0	34
Evans, Ondre	0	0	13	0	0	13
Law, Crews	12	0	0	0	0	12

Lipscomb Academy

Rushing	No.	Gain	Loss	Net	TD	Lg	Avg
Patterson, Drew	20	86	2	84	2	15	4.2
Sherrill, M.	7	60	0	60	1	19	8.6
Burton, Micah	5	20	0	20	0	6	4.0
Brown, Hank	1	4	0	4	0	4	4.0
Totals	33	170	2	168	3	19	5.1

Passing	C-A-I	Yds	TD	Long	Sack
Brown, Hank	23-28-0	268	3	41	0
Totals	23-28-0	268	3	41	0

Receiving	No.	Yards	TD	Long
Sherrill, M.	11	141	3	41
Wroblewski, D.	4	56	0	31
Lorick, Dillon	3	39	0	16
Spillman, N.	2	18	0	9
Burton, Micah	2	10	0	5
Whitefield, B.	1	4	0	4
Totals	23	268	3	41

Punting	No.	Yds	Avg	Long	In20	TB
Husak, Payton	1	41	41.0	41	0	0
Totals	1	41	41.0	41	0	0

	Punt			Kickoff			Intercept		
Returns	No	Yds	Lg	No	Yds	Lg	No	Yds	Lg
Beasley, Kaleb	1	55	55	0	0	0	1	50	50
Sherrill, M.	0	0	0	1	20	20	0	0	0
Totals	1	55	55	1	20	20	1	50	50

Field goals	Qtr	Time	Dist	Result

Kickoffs	No.	Yards	Avg	TB	OB
High, Hunter	7	268	38.3	0	1

All-purpose	Run	Rcv	KR	PR	IR	Total
Sherrill, M.	60	141	20	0	0	221
Beasley, Kaleb	0	0	0	55	50	105
Patterson, Drew	84	0	0	0	0	84
Wroblewski, D.	0	56	0	0	0	56

FUMBLES: Christ Presbyterian-None. Lipscomb Academy-None.

Defensive Statistics (Final)
TSSAA Blue Cross Bowl
Christ Presbyterian vs Lipscomb Academy (Dec. 1, 2022 at Chattanooga, Tenn.)

#	Christ Presbyterian	Solo	Ast	Total	Sacks-Yds	TFL-Yds	FF	FR-Yds	Int-Yds	BrUp	Blks	QBH
11	Law, Crews	5	4	7.0	-	-	-	-	-	-	-	-
2	Dillard, Easton	5	3	6.5	-	-	-	-	-	-	-	-
31	Harris, Leroy	5	2	6.0	-	2.0-2	-	-	-	-	-	-
26	Mathews, J.	4	3	5.5	-	-	-	-	-	-	-	-
16	Burklow, Bo	3	3	4.5	-	-	-	-	-	-	-	-
9	Gregory, Riley	3	2	4.0	-	-	-	-	-	-	-	-
8	Jernigan, Timmy	2	1	2.5	-	-	-	-	-	-	-	-
6	Stout, Whit	1	3	2.5	-	-	-	-	-	-	-	-
10	Madden, Reid	1	1	1.5	-	-	-	-	-	-	-	-
3	Jennings, Josh	1	0	1.0	-	-	-	-	-	-	-	-
5	Vaccaro, Thomas	1	0	1.0	-	-	-	-	-	-	-	-
1	Evans, Ondre	1	0	1.0	-	-	-	-	-	1	-	-
54	Abbagnaro, R.	1	0	1.0	-	-	-	-	-	-	-	-
22	Cain, Carter	0	2	1.0	-	-	-	-	-	-	-	-
32	Chance, Steele	0	1	0.5	-	-	-	-	-	-	-	-
64	Godfrey, Sam	0	1	0.5	-	-	-	-	-	-	-	-
21	Humphreys, L.	0	1	0.5	-	-	-	-	-	-	-	-
73	Wolters, James	0	1	0.5	-	-	-	-	-	-	-	-
	Totals	33	28	47.0	0.0-0	2.0-2	0	0-0	0-0	1	0	0

#	Lipscomb Academy	Solo	Ast	Total	Sacks-Yds	TFL-Yds	FF	FR-Yds	Int-Yds	BrUp	Blks	QBH
13	Spillman, Edwin	4	1	4.5	-	1.0-1	-	-	-	-	-	-
4	Johnson II, M.	2	1	2.5	-	-	-	-	-	-	-	-
2	Loving, Bryant	2	1	2.5	-	-	-	-	-	-	-	-
11	Longwell, Bryan	1	3	2.5	-	-	-	-	-	-	-	-
7	Williamson, J.	2	0	2.0	-	-	-	-	-	-	-	-
15	High, Hunter	1	1	1.5	-	-	-	-	-	-	-	-
5	Spillman, N.	1	1	1.5	-	-	-	-	-	-	-	-
1	Beasley, Kaleb	1	1	1.5	-	-	-	-	1-50	-	-	-
99	Carter, Antonio	1	1	1.5	1.0-4	1.0-4	-	-	-	-	-	-
21	Morton, Nathan	1	0	1.0	-	-	-	-	-	-	-	-
44	Rubin, Joshua	1	0	1.0	-	-	-	-	-	-	-	-
32	Wilkerson, M.	0	1	0.5	-	-	-	-	-	-	-	-
12	Kilburg, J.	0	1	0.5	-	-	-	-	-	-	-	-
6	Whitefield, B.	0	1	0.5	-	-	-	-	-	-	-	-
9	Thompson, Kris	0	1	0.5	-	-	-	-	-	1	-	1
	Totals	17	14	24.0	1.0-4	2.0-5	0	0-0	1-50	1	0	1

Drive Chart (By Team) (Final)
TSSAA Blue Cross Bowl
Christ Presbyterian vs Lipscomb Academy (Dec. 1, 2022 at Chattanooga, Tenn.)

		Drive Started			Drive Ended			Consumed	
Team	Qtr	Spot	Time	Obtained	Spot	Time	How lost	Pl - Yds	TOP
CPA	1st	C49	10:31	Punt	L45	09:01	Punt	3 - 6	1:30
CPA		C23	04:29	Kickoff	C27	02:56	Punt	3 - 4	1:33
CPA	2nd	C34	11:48	Kickoff	L13	11:48	Downs	9 - 53	0:00 .
CPA		C50	05:27	Kickoff	C48	03:33	Punt	3 - (2)	1:54
CPA		C42	01:07	Kickoff	C36	00:29	Punt	3 - (6)	0:38
CPA	3rd	C22	11:54	Kickoff	C40	08:52	Interception	6 - 18	3:02
CPA		C12	07:15	Kickoff	C14	04:47	Punt	3 - 2	2:28
CPA		C22	01:50	Kickoff	C37	08:06	Punt	5 - 15	5:44

Christ Presbyterian	1st Qtr	2nd Qtr	3rd Qtr	4th Qtr	1st Half	2nd Half	Total
Time of possession	03:10	02:45	07:41	03:54	05:55	11:35	17:30
3rd down conversions	0-2	1-4	0-2	0-1	1-6	0-3	1-9
Average field position	C36	C42	C18	-	C39	C18	C31
4th down conversions	0-0	0-1	1-1	0-0	0-1	1-1	1-2

		Drive Started			Drive Ended			Consumed	
Team	Qtr	Spot	Time	Obtained	Spot	Time	How lost	Pl - Yds	TOP
LIPSCO	1st	L22	12:00	Kickoff	L15	10:31	Punt	3 - (7)	1:29
LIPSCO		L13	09:01	Punt	C00	04:36	*TOUCHDOWN	14 - 87	4:25 .
LIPSCO		L43	02:56	Punt	C00	11:53	*TOUCHDOWN	8 - 57	3:03 .
LIPSCO	2nd	L13	11:48	Downs	C00	05:27	*TOUCHDOWN	9 - 87	6:21 .
LIPSCO		C41	03:33	Punt	C00	01:15	*TOUCHDOWN	6 - 41	2:18 .
LIPSCO		L21	00:29	Punt	L44	00:00	End of half	3 - 23	0:29
LIPSCO	3rd	C02	08:52	Interception	C00	07:23	*TOUCHDOWN	3 - 2	1:29 .
LIPSCO		L41	04:47	Punt	C00	01:57	*TOUCHDOWN	4 - 59	2:50
LIPSCO	4th	L29	08:06	Punt	C09	00:00	End of half	11 - 62	8:06 .

Lipscomb Academy	1st Qtr	2nd Qtr	3rd Qtr	4th Qtr	1st Half	2nd Half	Total
Time of possession	08:50	09:15	04:19	08:06	18:05	12:25	30:30
3rd down conversions	4-4	3-3	2-2	1-2	7-7	3-4	10-11
Average field position	L26	L31	C31	L29	L28	C44	L37
4th down conversions	0-0	0-0	0-0	0-0	0-0	0-0	0-0

Drive Chart (By Quarter) (Final)
TSSAA Blue Cross Bowl
Christ Presbyterian vs Lipscomb Academy (Dec. 1, 2022 at Chattanooga, Tenn.)

		Drive Started			Drive Ended			Consumed	
Team	Qtr	Spot	Time	Obtained	Spot	Time	How lost	Pl - Yds	TOP
LIPSCO	1st	L22	12:00	Kickoff	L15	10:31	Punt	3 - (7)	1:29
CPA		C49	10:31	Punt	L45	09:01	Punt	3 - 6	1:30
LIPSCO		L13	09:01	Punt	C00	04:36	*TOUCHDOWN	14 - 87	4:25 .
CPA		C23	04:29	Kickoff	C27	02:56	Punt	3 - 4	1:33
LIPSCO		L43	02:56	Punt	C00	11:53	*TOUCHDOWN	8 - 57	3:03 .
CPA	2nd	C34	11:48	Kickoff	L13	11:48	Downs	9 - 53	0:00 .
LIPSCO		L13	11:48	Downs	C00	05:27	*TOUCHDOWN	9 - 87	6:21 .
CPA		C50	05:27	Kickoff	C48	03:33	Punt	3 - (2)	1:54
LIPSCO		C41	03:33	Punt	C00	01:15	*TOUCHDOWN	6 - 41	2:18 .
CPA		C42	01:07	Kickoff	C36	00:29	Punt	3 - (6)	0:38
LIPSCO		L21	00:29	Punt	L44	00:00	End of half	3 - 23	0:29
CPA	3rd	C22	11:54	Kickoff	C40	08:52	Interception	6 - 18	3:02
LIPSCO		C02	08:52	Interception	C00	07:23	*TOUCHDOWN	3 - 2	1:29 .
CPA		C12	07:15	Kickoff	C14	04:47	Punt	3 - 2	2:28
LIPSCO		L41	04:47	Punt	C00	01:57	*TOUCHDOWN	4 - 59	2:50
CPA		C22	01:50	Kickoff	C37	08:06	Punt	5 - 15	5:44
LIPSCO	4th	L29	08:06	Punt	C09	00:00	End of half	11 - 62	8:06 .

Play-by-Play Summary (1st quarter)

Christ Presbyterian vs Lipscomb Academy (Dec. 1, 2022 at Chattanooga, Tenn.)

Captains: CPA Burklow, T. Brown, Stout, Humphreys
Captains: Lipscomb H. Brown, Longwell, High, Austin
Lipscomb wins toss and will receive; CPA will defend west goal

Walker, Hunter kickoff 58 yards to the LIPSCOMB2, Sherrill, M. return 20 yards to the LIPSCOMB22 (Gregory, Riley).

1-10 Lipscomb 22 Brown, Hank pass complete to Spillman, N. for 9 yards to the LIPSCOMB31 (Harris, Leroy).
2-1 Lipscomb 31 Patterson, Drew rush for no gain to the LIPSCOMB31 (Mathews, J.;Burklow, Bo).
3-1 Lipscomb 31 Patterson, Drew rush for loss of 1 yard to the LIPSCOMB30 (Harris, Leroy), PENALTY LIPSCOMB personal foul 15 yards to the LIPSCOMB15.
3-17 Lipscomb 15 4th and 17.
4-17 Lipscomb 15 Husak, Payton punt 41 yards to the CPA44, Mathews, J. return 5 yards to the CPA49 (Whitefield, B.;Wilkerson, M.).

3 plays, minus 7 yards, 1:29

CHRIST PRESBYTERIAN drive start at 10:31.

1-10 CPA 49 Keck, Asher rush for 1 yard to the 50 yardline (Beasley, Kaleb;Johnson II, M.).
2-9 CPA 50 Law, Crews rush for 5 yards to the LIPSCOMB45 (Longwell, Bryan;Loving, Bryant).
3-4 Lipscomb 45 Streeter, B. pass incomplete to Burklow, Bo.
4-4 Lipscomb 45 Humphreys, L. punt 32 yards to the LIPSCOMB13, downed.

3 plays, 6 yards, 1:30

LIPSCOMB ACADEMY drive start at 09:01.

1-10 Lipscomb 13 Patterson, Drew rush for 3 yards to the LIPSCOMB16 (Stout, Whit;Godfrey, Sam).
2-7 Lipscomb 16 Brown, Hank pass complete to Sherrill, M. for 12 yards to the LIPSCOMB28, 1ST DOWN LIPSCOMB (Law, Crews). P1
1-10 Lipscomb 28 Sherrill, M. rush for 6 yards to the LIPSCOMB34, out-of-bounds (Dillard, Easton).
2-4 Lipscomb 34 Patterson, Drew rush for 8 yards to the LIPSCOMB42, 1ST DOWN LIPSCOMB (Dillard, Easton). R2
1-10 Lipscomb 42 Patterson, Drew rush for 5 yards to the LIPSCOMB47 (Humphreys, L.;Burklow, Bo).
2-5 Lipscomb 47 Brown, Hank pass complete to Lorick, Dillon for 15 yards to the CPA38, 1ST DOWN LIPSCOMB. P3
1-10 CPA 38 Brown, Hank pass incomplete to Sherrill, M..
2-10 CPA 38 Brown, Hank pass complete to Spillman, N. for 9 yards to the CPA29 (Mathews, J.).
3-1 CPA 29 Patterson, Drew rush for 9 yards to the CPA20, 1ST DOWN LIPSCOMB (Harris, Leroy;Mathews, J.). R4
1-10 CPA 20 PENALTY LIPSCOMB personal foul off-setting, PENALTY CPA personal foul off-setting.
1-10 CPA 20 Brown, Hank pass complete to Burton, Micah for 5 yards to the CPA15, out-of-bounds (Harris, Leroy).
2-5 CPA 15 Patterson, Drew rush for 1 yard to the CPA14 (Dillard, Easton).
3-4 CPA 14 Sherrill, M. rush for 7 yards to the CPA7, 1ST DOWN LIPSCOMB (Law, Crews). R5
1-G CPA 07 Patterson, Drew rush for 4 yards to the CPA3 (Law, Crews).
2-G CPA 03 Patterson, Drew rush for 3 yards to the CPA0, TOUCHDOWN, clock 04:36.
1-G CPA 03 High, Hunter kick attempt good.

Lipscomb Academy 7, Christ Presbyterian 0

14 plays, 87 yards, 4:32

High, Hunter kickoff 50 yards to the CPA10, Evans, Ondre return 13 yards to the CPA23 (Loving, Bryant).

CHRIST PRESBYTERIAN drive start at 04:29.

1-10 CPA 23 Keck, Asher rush for 1 yard to the CPA24 (Beasley, Kaleb).
2-9 CPA 24 Law, Crews rush for 3 yards to the CPA27 (High, Hunter).
3-6 CPA 27 Streeter, B. pass incomplete to Humphreys, L..
4-6 CPA 27 Humphreys, L. punt 30 yards to the LIPSCOMB43, out-of-bounds.

3 plays, 4 yards, 1:33

LIPSCOMB ACADEMY drive start at 02:56.

1-10 Lipscomb 43 Burton, Micah rush for 1 yard to the LIPSCOMB44 (Abbagnaro, R.).
2-9 Lipscomb 44 Brown, Hank pass complete to Sherrill, M. for 5 yards to the LIPSCOMB49 (Evans, Ondre).
3-4 Lipscomb 49 Brown, Hank pass complete to Wroblewski, D. for 6 yards to the CPA45, 1ST DOWN LIPSCOMB, out-of-bounds. P6
1-10 CPA 45 Brown, Hank pass complete to Wroblewski, D. for 15 yards to the CPA30, 1ST DOWN LIPSCOMB (Burklow, Bo). P7
1-10 CPA 30 Brown, Hank pass complete to Sherrill, M. for 2 yards to the CPA28 (Wolters, James;Gregory, Riley).
2-8 CPA 28 Patterson, Drew rush for 3 yards to the CPA25 (Burklow, Bo).
3-5 CPA 25 Timeout Lipscomb Academy, clock 00:05.
3-5 CPA 25 Sherrill, M. rush for 11 yards to the CPA14, 1ST DOWN LIPSCOMB, out-of-bounds (Mathews, J.). R8

END OF 1st QUARTER: Lipscomb Academy 7, Christ Presbyterian 0

Quarter Summary	Score	Time Poss	1st Downs R	P	X	T	Conversions 3rd	4th	Rushing	Passing	Penalties
Christ Presbyterian	0	03:03	0	0	0	0	0-2	0-0	4-10	0-2-0-0	0-0
Lipscomb Academy	7	08:57	4	4	0	8	2-2	0-0	14-60	9-10-0-78	1-15

Quickie Statistics (1st quarter only)

Christ Presbyterian vs Lipscomb Academy (Dec. 1, 2022 at Chattanooga, Tenn.)

	CPA	LIPSCOMB
Score	0	7
FIRST DOWNS	0	8
RUSHES-YARDS (NET)	4-10	14-60
PASSING YDS (NET)	0	78
Passes Att-Comp-Int	2-0-0	10-9-0
TOTAL OFFENSE PLAYS-YARDS	6-10	24-138
Fumble Returns-Yards	0-0	0-0
Punt Returns-Yards	1-5	0-0
Kickoff Returns-Yards	1-13	1-20
Interception Returns-Yards	0-0	0-0
Punts (Number-Avg)	2-31.0	1-41.0
Fumbles-Lost	0-0	0-0
Penalties-Yards	0-0	1-15
Possession Time	03:03	08:57
Third-Down Conversions	0 of 2	4 of 4
Fourth-Down Conversions	0 of 0	0 of 0

Christ Presbyterian

Rushing	No.	Gain	Loss	Net	TD	Lg	Avg
Law, Crews	2	8	0	8	0	5	4.0
Keck, Asher	2	2	0	2	0	1	1.0

Passing	C-A-I	Yds	TD	Long	Sack
Streeter, B.	0-2-0	0	0	0	0

Receiving	No.	Yards	TD	Long

Punting	No.	Yds	Avg	Long	In20	TB
Humphreys, L.	2	62	31.0	32	1	0

Punt Returns	No.	Yards	TD	Long
Mathews, J.	1	5	0	5

Kick Returns	No.	Yards	TD	Long
Evans, Ondre	1	13	0	13

Tackles	UA-A	Total	Sacks	TFL
Harris, Leroy	3-1	3.5	0.0	1.0
Dillard, Easton	3-0	3.0	0.0	0.0
Law, Crews	3-0	3.0	0.0	0.0
Burklow, Bo	2-2	3.0	0.0	0.0

Lipscomb Academy

Rushing	No.	Gain	Loss	Net	TD	Lg	Avg
Patterson, Drew	10	36	1	35	1	9	3.5
Sherrill, M.	3	24	0	24	0	11	8.0
Burton, Micah	1	1	0	1	0	1	1.0

Passing	C-A-I	Yds	TD	Long	Sack
Brown, Hank	9-10-0	78	0	15	0

Receiving	No.	Yards	TD	Long
Sherrill, M.	3	19	0	12
Wroblewski, D.	2	21	0	15
Spillman, N.	2	18	0	9
Lorick, Dillon	1	15	0	15

Punting	No.	Yds	Avg	Long	In20	TB
Husak, Payton	1	41	41.0	41	0	0

Punt Returns	No.	Yards	TD	Long

Kick Returns	No.	Yards	TD	Long
Sherrill, M.	1	20	0	20

Tackles	UA-A	Total	Sacks	TFL
Loving, Bryant	1-1	1.5	0.0	0.0
Beasley, Kaleb	1-1	1.5	0.0	0.0
High, Hunter	1-0	1.0	0.0	0.0
Johnson II, M.	0-1	0.5	0.0	0.0

Qtr	Time	Scoring Play	V-H
1st	04:36	LIPSCOMB - Patterson, Drew 3 yd run (High, Hunter kick), 14-87 4:32	0 - 7

Play-by-Play Summary (2nd quarter)

Christ Presbyterian vs Lipscomb Academy (Dec. 1, 2022 at Chattanooga, Tenn.)

1-10	CPA 14	Start of 2nd quarter, clock 12:00.	
1-10	CPA 14	Brown, Hank pass complete to Sherrill, M. for 14 yards to the CPA0, 1ST DOWN LIPSCOMB, TOUCHDOWN, clock 11:53.	P9
1-G	CPA 03	High, Hunter kick attempt good.	

Lipscomb Academy 14, Christ Presbyterian 0

8 plays, 57 yards, 3:08

High, Hunter kickoff 24 yards to the CPA36, Harris, Leroy return -2 yards to the CPA34 (Kilburg, J.;Spillman, Edwin).

CHRIST PRESBYTERIAN drive start at 11:48.

1-10	CPA 34	Streeter, B. pass complete to Brown, Trey for 27 yards to the LIPSCOMB39, 1ST DOWN CPA, out-of-bounds (Loving, Bryant).	P1
1-10	Lipscomb 39	Keck, Asher rush for 3 yards to the LIPSCOMB36 (Spillman, Edwin).	
2-7	Lipscomb 36	Keck, Asher rush for 1 yard to the LIPSCOMB35 (Longwell, Bryan;Carter, Antonio).	
3-6	Lipscomb 35	Streeter, B. pass complete to Brown, Trey for 8 yards to the LIPSCOMB27, 1ST DOWN CPA.	P2
1-10	Lipscomb 27	Keck, Asher rush for 12 yards to the LIPSCOMB15, 1ST DOWN CPA (Spillman, N.).	R3
1-10	Lipscomb 15	Keck, Asher rush for 2 yards to the LIPSCOMB13 (Spillman, N.;Thompson, Kris).	
2-8	Lipscomb 13	Streeter, B. pass incomplete to Burklow, Bo.	
3-8	Lipscomb 13	Streeter, B. pass incomplete to Humphreys, L..	
4-8	Lipscomb 13	Streeter, B. pass incomplete to Brown, Trey, QB hurry by Thompson, Kris.	

9 plays, 53 yards, 0:00

LIPSCOMB ACADEMY drive start at 11:48.

1-10	Lipscomb 13	Brown, Hank pass incomplete to Patterson, Drew, PENALTY CPA personal foul 15 yards to the LIPSCOMB28, 1ST DOWN LIPSCOMB.	X10
1-10	Lipscomb 28	1st and 10.	
1-10	Lipscomb 28	PENALTY LIPSCOMB substitution infraction 5 yards to the LIPSCOMB23.	
1-15	Lipscomb 23	Sherrill, M. rush for 5 yards to the LIPSCOMB28 (Chance, Steele;Stout, Whit).	
2-10	Lipscomb 28	Patterson, Drew rush for 6 yards to the LIPSCOMB34 (Law, Crews;Dillard, Easton).	
3-4	Lipscomb 34	Burton, Micah rush for 6 yards to the LIPSCOMB40, 1ST DOWN LIPSCOMB (Harris, Leroy;Dillard, Easton).	R11
1-10	Lipscomb 40	Brown, Hank pass complete to Wroblewski, D. for 31 yards to the CPA29, 1ST DOWN LIPSCOMB (Mathews, J.;Gregory, Riley), PENALTY CPA holding declined.	P12
1-10	CPA 29	Brown, Hank rush for 4 yards to the CPA25, out-of-bounds (Law, Crews).	
2-6	CPA 25	Burton, Micah rush for 6 yards to the CPA19, 1ST DOWN LIPSCOMB (Law, Crews).	R13
1-10	CPA 19	Brown, Hank pass incomplete to Sherrill, M. (Evans, Ondre).	
2-10	CPA 19	Sherrill, M. rush for 19 yards to the CPA0, 1ST DOWN LIPSCOMB, TOUCHDOWN, clock 05:27.	R14
1-G	CPA 03	High, Hunter kick attempt good.	

Lipscomb Academy 21, Christ Presbyterian 0

1-G	Lipscomb 40	PENALTY LIPSCOMB unsportsmanlike conduct 15 yards to the LIPSCOMB25.	

9 plays, 87 yards, 6:21

High, Hunter kickoff 36 yards to the CPA39, out-of-bounds, CPA ball on 50 yardline.

CHRIST PRESBYTERIAN drive start at 05:27.

1-10	CPA 50	Streeter, B. pass complete to Humphreys, L. for 2 yards to the LIPSCOMB48 (Longwell, Bryan).	
2-8	Lipscomb 48	Streeter, B. pass incomplete to Brown, Trey.	
3-8	Lipscomb 48	Streeter, B. sacked for loss of 4 yards to the CPA48 (Carter, Antonio).	
4-12	CPA 48	Timeout Christ Presbyterian, clock 03:51.	
4-12	CPA 48	Humphreys, L. punt 48 yards to the LIPSCOMB4, Beasley, Kaleb return 55 yards to the CPA41 (Dillard, Easton).	

3 plays, minus 2 yards, 1:54

LIPSCOMB ACADEMY drive start at 03:33.

1-10	CPA 41	PENALTY LIPSCOMB false start 5 yards to the CPA46.	
1-15	CPA 46	Brown, Hank pass complete to Burton, Micah for 5 yards to the CPA41, out-of-bounds (Dillard, Easton).	
2-10	CPA 41	PENALTY LIPSCOMB false start 5 yards to the CPA46.	
2-15	CPA 46	Brown, Hank pass complete to Sherrill, M. for 13 yards to the CPA33 (Gregory, Riley).	
3-2	CPA 33	Timeout Lipscomb Academy, clock 02:31.	
3-2	CPA 33	Patterson, Drew rush for 4 yards to the CPA29, 1ST DOWN LIPSCOMB (Mathews, J.).	R15
1-10	CPA 29	Brown, Hank pass complete to Sherrill, M. for 22 yards to the CPA7, 1ST DOWN LIPSCOMB, out-of-bounds (Gregory, Riley).	P16
1-G	CPA 07	Brown, Hank pass complete to Wroblewski, D. for 4 yards to the CPA3 (Jernigan, Timmy).	
2-G	CPA 03	Patterson, Drew rush for 3 yards to the CPA0, TOUCHDOWN, clock 01:15.	
1-G	CPA 03	High, Hunter kick attempt good.	

Lipscomb Academy 28, Christ Presbyterian 0

6 plays, 41 yards, 2:26

High, Hunter kickoff 23 yards to the CPA37, Dillard, Easton return 5 yards to the CPA42 (Williamson, J.).

CHRIST PRESBYTERIAN drive start at 01:07.

1-10	CPA 42	Streeter, B. pass incomplete to Keck, Asher.	
2-10	CPA 42	Streeter, B. pass incomplete to Humphreys, L..	

Play-by-Play Summary (2nd quarter)

Christ Presbyterian vs Lipscomb Academy (Dec. 1, 2022 at Chattanooga, Tenn.)

3-10 CPA 42 PENALTY CPA delay of game 5 yards to the CPA37.
3-15 CPA 37 Streeter, B. pass complete to Brown, Trey for loss of 1 yard to the CPA36 (Spillman, Edwin).
4-16 CPA 36 Timeout Lipscomb Academy, clock 00:44.
4-16 CPA 36 Humphreys, L. punt 43 yards to the LIPSCOMB21, downed.

3 plays, minus 6 yards, 0:38

LIPSCOMB ACADEMY drive start at 00:29.

1-10 Lipscomb 21 Brown, Hank pass complete to Whitefield, B. for 4 yards to the LIPSCOMB25 (Mathews, J.).
2-6 Lipscomb 25 Brown, Hank pass complete to Sherrill, M. for loss of 1 yard to the LIPSCOMB24, out-of-bounds.
3-7 Lipscomb 24 Brown, Hank pass complete to Lorick, Dillon for 8 yards to the LIPSCOMB32, Sherrill, M. for 12 yards to the LIPSCOMB44, 1ST DOWN LIPSCOMB (Jennings, Josh). P17
End of half, clock 00:00.

3 plays, 23 yards, 0:29

END OF 2nd QUARTER: Lipscomb Academy 28, Christ Presbyterian 0

Quarter Summary	Score	Time Poss	1st Downs R	P	X	T	Conversions 3rd	4th	Rushing	Passing	Penalties
Christ Presbyterian	0	02:32	1	2	0	3	1-4	0-1	5-14	4-10-0-36	2-20
Lipscomb Academy	21	09:28	4	4	1	9	3-3	0-0	8-53	9-11-0-112	4-30

Quickie Statistics (2nd quarter only)

Christ Presbyterian vs Lipscomb Academy (Dec. 1, 2022 at Chattanooga, Tenn.)

	CPA	LIPSCOMB
Score	0	21
FIRST DOWNS	3	9
RUSHES-YARDS (NET)	5-14	8-53
PASSING YDS (NET)	36	112
Passes Att-Comp-Int	10-4-0	11-9-0
TOTAL OFFENSE PLAYS-YARDS	15-50	19-165
Fumble Returns-Yards	0-0	0-0
Punt Returns-Yards	0-0	1-55
Kickoff Returns-Yards	2-3	0-0
Interception Returns-Yards	0-0	0-0
Punts (Number-Avg)	2-45.5	0-0.0
Fumbles-Lost	0-0	0-0
Penalties-Yards	2-20	4-30
Possession Time	02:32	09:28
Third-Down Conversions	1 of 4	3 of 3
Fourth-Down Conversions	0 of 1	0 of 0

Christ Presbyterian

Rushing	No.	Gain	Loss	Net	TD	Lg	Avg
Keck, Asher	4	18	0	18	0	12	4.5
Streeter, B.	1	0	4	-4	0	0	-4.0

Passing	C-A-I	Yds	TD	Long	Sack
Streeter, B.	4-10-0	36	0	27	1

Receiving	No.	Yards	TD	Long
Brown, Trey	3	34	0	27
Humphreys, L.	1	2	0	2

Punting	No.	Yds	Avg	Long	In20	TB
Humphreys, L.	2	91	45.5	48	0	0

Punt Returns	No.	Yards	TD	Long

Kick Returns	No.	Yards	TD	Long
Harris, Leroy	1	-2	0	0
Dillard, Easton	1	5	0	5

Tackles	UA-A	Total	Sacks	TFL
Dillard, Easton	2-2	3.0	0.0	0.0
Law, Crews	2-1	2.5	0.0	0.0
Gregory, Riley	2-1	2.5	0.0	0.0
Mathews, J.	2-1	2.5	0.0	0.0

Lipscomb Academy

Rushing	No.	Gain	Loss	Net	TD	Lg	Avg
Sherrill, M.	2	24	0	24	1	19	12.0
Patterson, Drew	3	13	0	13	1	6	4.3
Burton, Micah	2	12	0	12	0	6	6.0
Brown, Hank	1	4	0	4	0	4	4.0

Passing	C-A-I	Yds	TD	Long	Sack
Brown, Hank	9-11-0	112	1	31	0

Receiving	No.	Yards	TD	Long
Sherrill, M.	4	60	1	22
Wroblewski, D.	2	35	0	31
Lorick, Dillon	1	8	0	8
Burton, Micah	1	5	0	5

Punting	No.	Yds	Avg	Long	In20	TB

Punt Returns	No.	Yards	TD	Long
Beasley, Kaleb	1	55	0	55

Kick Returns	No.	Yards	TD	Long

Tackles	UA-A	Total	Sacks	TFL
Spillman, Edwin	2-1	2.5	0.0	1.0
Carter, Antonio	1-1	1.5	1.0	1.0
Longwell, Bryan	1-1	1.5	0.0	0.0
Spillman, N.	1-1	1.5	0.0	0.0

Qtr	Time	Scoring Play	V-H
1st	04:36	LIPSCOMB - Patterson, Drew 3 yd run (High, Hunter kick), 14-87 4:32	0 - 7
2nd	11:53	LIPSCOMB - Sherrill, M. 14 yd pass from Brown, Hank (High, Hunter kick), 8-57 3:08	0 - 7
	05:27	LIPSCOMB - Sherrill, M. 19 yd run (High, Hunter kick), 9-87 6:21	0 - 14
	01:15	LIPSCOMB - Patterson, Drew 3 yd run (High, Hunter kick), 6-41 2:26	0 - 21

Play-by-Play Summary (3rd quarter)

Christ Presbyterian vs Lipscomb Academy (Dec. 1, 2022 at Chattanooga, Tenn.)

Start of 3rd quarter, clock 12:00.

1-10 Lipscomb 44 LIPSCOMB ball on LIPSCOMB40.

High, Hunter kickoff 33 yards to the CPA27, Cain, Carter return -5 yards to the CPA22 (Williamson, J.).

CHRIST PRESBYTERIAN drive start at 11:54.

1-10	CPA 22	Keck, Asher rush for 2 yards to the CPA24 (Spillman, Edwin).	
2-8	CPA 24	Vaccaro, Thomas pass incomplete to Humphreys, L..	
3-8	CPA 24	Vaccaro, Thomas rush for 7 yards to the CPA31 (Longwell, Bryan;High, Hunter).	
4-1	CPA 31	McCluskey, R. rush for 5 yards to the CPA36, 1ST DOWN CPA (Johnson II, M.).	R4
1-10	CPA 36	Law, Crews rush for 4 yards to the CPA40 (Rubin, Joshua).	
2-6	CPA 40	Vaccaro, Thomas pass intercepted by Beasley, Kaleb at the LIPSCOMB48, Beasley, Kaleb return 50 yards to the CPA2, out-of-bounds (Vaccaro, Thomas).	

6 plays, 18 yards, 3:02

LIPSCOMB ACADEMY drive start at 08:52.

1-G	CPA 02	Patterson, Drew rush for loss of 1 yard to the CPA3 (Harris, Leroy).	
2-G	CPA 03	Patterson, Drew rush for 1 yard to the CPA2 (Stout, Whit;Law, Crews).	
3-G	CPA 02	Brown, Hank pass complete to Sherrill, M. for 2 yards to the CPA0, TOUCHDOWN, clock 07:23.	
1-G	CPA 03	High, Hunter kick attempt good.	

Lipscomb Academy 35, Christ Presbyterian 0

3 plays, 2 yards, 1:37

High, Hunter kickoff 55 yards to the CPA5, Keck, Asher return 7 yards to the CPA12 (Morton, Nathan).

CHRIST PRESBYTERIAN drive start at 07:15.

1-10	CPA 12	Vaccaro, Thomas pass incomplete to Humphreys, L..	
2-10	CPA 12	Vaccaro, Thomas pass incomplete to Burklow, Bo.	
3-10	CPA 12	Vaccaro, Thomas pass complete to Keck, Asher for 2 yards to the CPA14 (Johnson II, M.).	
4-8	CPA 14	Humphreys, L. punt 45 yards to the LIPSCOMB41, downed.	

3 plays, 2 yards, 2:28

LIPSCOMB ACADEMY drive start at 04:47.

1-10	Lipscomb 41	Burton, Micah rush for 5 yards to the LIPSCOMB46 (Harris, Leroy).	
2-5	Lipscomb 46	Patterson, Drew rush for 1 yard to the LIPSCOMB47 (Dillard, Easton;Law, Crews).	
3-4	Lipscomb 47	Patterson, Drew rush for 12 yards to the CPA41, 1ST DOWN LIPSCOMB (Madden, Reid).	R18
1-10	CPA 41	Brown, Hank pass complete to Sherrill, M. for 41 yards to the CPA0, 1ST DOWN LIPSCOMB, TOUCHDOWN, clock 01:57.	P19
1-G	CPA 03	Nabours, S. kick attempt good.	

Lipscomb Academy 42, Christ Presbyterian 0

4 plays, 59 yards, 2:57

High, Hunter kickoff 47 yards to the CPA13, Keck, Asher return 9 yards to the CPA22 (Spillman, Edwin).

CHRIST PRESBYTERIAN drive start at 01:50.

1-10	CPA 22	Vaccaro, Thomas pass incomplete to Humphreys, L..
2-10	CPA 22	Vaccaro, Thomas pass incomplete to Marrero, Dawson (Thompson, Kris).

END OF 3rd QUARTER: Lipscomb Academy 42, Christ Presbyterian 0

Quarter Summary	Score	Time Poss	1st Downs R	P	X	T	Conversions 3rd	4th	Rushing	Passing	Penalties
Christ Presbyterian	0	07:20	1	0	0	1	0-2	1-1	4-18	1-7-1-2	0-0
Lipscomb Academy	14	04:34	1	1	0	2	2-2	0-0	5-18	2-2-0-43	0-0

Quickie Statistics (3rd quarter only)

Christ Presbyterian vs Lipscomb Academy (Dec. 1, 2022 at Chattanooga, Tenn.)

	CPA	LIPSCOMB
Score	0	14
FIRST DOWNS	1	2
RUSHES-YARDS (NET)	4-18	5-18
PASSING YDS (NET)	2	43
Passes Att-Comp-Int	7-1-1	2-2-0
TOTAL OFFENSE PLAYS-YARDS	11-20	7-61
Fumble Returns-Yards	0-0	0-0
Punt Returns-Yards	0-0	0-0
Kickoff Returns-Yards	3-11	0-0
Interception Returns-Yards	0-0	1-50
Punts (Number-Avg)	1-45.0	0-0.0
Fumbles-Lost	0-0	0-0
Penalties-Yards	0-0	0-0
Possession Time	07:20	04:34
Third-Down Conversions	0 of 2	2 of 2
Fourth-Down Conversions	1 of 1	0 of 0

Christ Presbyterian

Rushing	No.	Gain	Loss	Net	TD	Lg	Avg
Vaccaro, Thomas	1	7	0	7	0	7	7.0
McCluskey, R.	1	5	0	5	0	5	5.0
Law, Crews	1	4	0	4	0	4	4.0
Keck, Asher	1	2	0	2	0	2	2.0

Passing	C-A-I	Yds	TD	Long	Sack
Vaccaro, Thomas	1-7-1	2	0	2	0

Receiving	No.	Yards	TD	Long
Keck, Asher	1	2	0	2

Punting	No.	Yds	Avg	Long	In20	TB
Humphreys, L.	1	45	45.0	45	0	0

Punt Returns	No.	Yards	TD	Long

Kick Returns	No.	Yards	TD	Long
Keck, Asher	2	16	0	9
Cain, Carter	1	-5	0	0

Tackles	UA-A	Total	Sacks	TFL
Harris, Leroy	2-0	2.0	0.0	1.0
Vaccaro, Thomas	1-0	1.0	0.0	0.0
Madden, Reid	1-0	1.0	0.0	0.0
Law, Crews	0-2	1.0	0.0	0.0

Lipscomb Academy

Rushing	No.	Gain	Loss	Net	TD	Lg	Avg
Patterson, Drew	4	14	1	13	0	12	3.2
Burton, Micah	1	5	0	5	0	5	5.0

Passing	C-A-I	Yds	TD	Long	Sack
Brown, Hank	2-2-0	43	2	41	0

Receiving	No.	Yards	TD	Long
Sherrill, M.	2	43	2	41

Punting	No.	Yds	Avg	Long	In20	TB

Punt Returns	No.	Yards	TD	Long

Kick Returns	No.	Yards	TD	Long

Tackles	UA-A	Total	Sacks	TFL
Spillman, Edwin	2-0	2.0	0.0	0.0
Johnson II, M.	2-0	2.0	0.0	0.0
Morton, Nathan	1-0	1.0	0.0	0.0
Rubin, Joshua	1-0	1.0	0.0	0.0

Qtr	Time	Scoring Play	V-H
1st	04:36	LIPSCOMB - Patterson, Drew 3 yd run (High, Hunter kick), 14-87 4:32	0 - 7
2nd	11:53	LIPSCOMB - Sherrill, M. 14 yd pass from Brown, Hank (High, Hunter kick), 8-57 3:08	0 - 14
	05:27	LIPSCOMB - Sherrill, M. 19 yd run (High, Hunter kick), 9-87 6:21	0 - 21
	01:15	LIPSCOMB - Patterson, Drew 3 yd run (High, Hunter kick), 6-41 2:26	0 - 28
3rd	07:23	LIPSCOMB - Sherrill, M. 2 yd pass from Brown, Hank (High, Hunter kick), 3-2 1:37	0 - 7
	01:57	LIPSCOMB - Sherrill, M. 41 yd pass from Brown, Hank (Nabours, S. kick), 4-59 2:57	0 - 14

Play-by-Play Summary (4th quarter)

Christ Presbyterian vs Lipscomb Academy (Dec. 1, 2022 at Chattanooga, Tenn.)

3-10	CPA 22	Start of 4th quarter, clock 12:00.	
3-10	CPA 22	Vaccaro, Thomas pass incomplete to Humphreys, L. (Beasley, Kaleb), QB hurry by Steele, Dallin, QB hurry by Beasley, Kaleb, PENALTY LIPSCOMB personal foul 15 yards to the CPA37, 1ST DOWN CPA, NO PLAY, PENALTY LIPSCOMB pass interference declined.	X5
1-10	CPA 37	Streeter, B. pass incomplete to Humphreys, L..	
2-10	CPA 37	Streeter, B. pass incomplete to Humphreys, L..	
3-10	CPA 37	Streeter, B. pass incomplete to Burklow, Bo.	
4-10	CPA 37	Humphreys, L. punt 34 yards to the LIPSCOMB29, fair catch by Wroblewski, D..	

5 plays, 15 yards, 5:44

LIPSCOMB ACADEMY drive start at 08:06.

1-10	Lipscomb 29	Brown, Hank pass complete to Lorick, Dillon for 16 yards to the LIPSCOMB45, 1ST DOWN LIPSCOMB.	P20
1-10	Lipscomb 45	Brown, Hank pass complete to Sherrill, M. for 14 yards to the CPA41, out-of-bounds, PENALTY LIPSCOMB illegal block 10 yards to the LIPSCOMB49.	
1-6	Lipscomb 49	1st and 6.	
1-6	Lipscomb 49	Brown, Hank pass complete to Sherrill, M. for 5 yards to the CPA46.	
2-1	CPA 46	Brown, Hank pass incomplete to Spillman, N..	
3-1	CPA 46	Burton, Micah rush for 2 yards to the CPA44, 1ST DOWN LIPSCOMB (Law, Crews;Madden, Reid).	R21
1-10	CPA 44	Timeout Christ Presbyterian, clock 04:07.	
1-10	CPA 44	Sherrill, M. rush for 12 yards to the CPA32, 1ST DOWN LIPSCOMB (Burklow, Bo).	R22
1-10	CPA 32	Timeout Lipscomb Academy, clock 03:12.	
1-10	CPA 32	Patterson, Drew rush for 8 yards to the CPA24 (Cain, Carter;Burklow, Bo).	
2-2	CPA 24	Patterson, Drew rush for 15 yards to the CPA9, 1ST DOWN LIPSCOMB (Cain, Carter;Jernigan, Timmy).	R23
1-G	CPA 09	Patterson, Drew rush for no gain to the CPA9 (Stout, Whit).	
2-G	CPA 09	Sherrill, M. rush for no gain to the CPA9, out-of-bounds (Jernigan, Timmy).	
3-G	CPA 09	Timeout Christ Presbyterian, clock 00:29.	
3-G	CPA 09	Brown, Hank pass incomplete to Wroblewski, D..	
		End of game, clock 00:00.	

11 plays, 62 yards, 8:06

FINAL SCORE: Lipscomb Academy 42, Christ Presbyterian 0

Quarter Summary	Score	Time Poss	1st Downs R	P	X	T	Conversions 3rd	4th	Rushing	Passing	Penalties
Christ Presbyterian	0	03:54	0	0	1	1	0-1	0-0	0-0	0-3-0-0	0-0
Lipscomb Academy	0	08:06	3	1	0	4	1-2	0-0	6-37	3-5-0-35	2-25

Quickie Statistics (4th quarter only)

Christ Presbyterian vs Lipscomb Academy (Dec. 1, 2022 at Chattanooga, Tenn.)

	CPA	LIPSCOMB
Score	0	0
FIRST DOWNS	1	4
RUSHES-YARDS (NET)	0-0	6-37
PASSING YDS (NET)	0	35
Passes Att-Comp-Int	3-0-0	5-3-0
TOTAL OFFENSE PLAYS-YARDS	3-0	11-72
Fumble Returns-Yards	0-0	0-0
Punt Returns-Yards	0-0	0-0
Kickoff Returns-Yards	0-0	0-0
Interception Returns-Yards	0-0	0-0
Punts (Number-Avg)	1-34.0	0-0.0
Fumbles-Lost	0-0	0-0
Penalties-Yards	0-0	2-25
Possession Time	03:54	08:06
Third-Down Conversions	0 of 1	1 of 2
Fourth-Down Conversions	0 of 0	0 of 0

Christ Presbyterian

Rushing	No.	Gain	Loss	Net	TD	Lg	Avg

Passing	C-A-I	Yds	TD	Long	Sack
Streeter, B.	0-3-0	0	0	0	0

Receiving	No.	Yards	TD	Long

Punting	No.	Yds	Avg	Long	In20	TB
Humphreys, L.	1	34	34.0	34	0	0

Punt Returns	No.	Yards	TD	Long

Kick Returns	No.	Yards	TD	Long

Tackles	UA-A	Total	Sacks	TFL
Jernigan, Timmy	1-1	1.5	0.0	0.0
Burklow, Bo	1-1	1.5	0.0	0.0
Stout, Whit	1-0	1.0	0.0	0.0
Cain, Carter	0-2	1.0	0.0	0.0

Lipscomb Academy

Rushing	No.	Gain	Loss	Net	TD	Lg	Avg
Patterson, Drew	3	23	0	23	0	15	7.7
Sherrill, M.	2	12	0	12	0	12	6.0
Burton, Micah	1	2	0	2	0	2	2.0

Passing	C-A-I	Yds	TD	Long	Sack
Brown, Hank	3-5-0	35	0	16	0

Receiving	No.	Yards	TD	Long
Sherrill, M.	2	19	0	14
Lorick, Dillon	1	16	0	16

Punting	No.	Yds	Avg	Long	In20	TB

Punt Returns	No.	Yards	TD	Long

Kick Returns	No.	Yards	TD	Long

Tackles	UA-A	Total	Sacks	TFL

Qtr	Time	Scoring Play	V-H
1st	04:36	LIPSCOMB - Patterson, Drew 3 yd run (High, Hunter kick), 14-87 4:32	0 - 7
2nd	11:53	LIPSCOMB - Sherrill, M. 14 yd pass from Brown, Hank (High, Hunter kick), 8-57 3:08	0 - 14
	05:27	LIPSCOMB - Sherrill, M. 19 yd run (High, Hunter kick), 9-87 6:21	0 - 21
	01:15	LIPSCOMB - Patterson, Drew 3 yd run (High, Hunter kick), 6-41 2:26	0 - 28
3rd	07:23	LIPSCOMB - Sherrill, M. 2 yd pass from Brown, Hank (High, Hunter kick), 3-2 1:37	0 - 35
	01:57	LIPSCOMB - Sherrill, M. 41 yd pass from Brown, Hank (Nabours, S. kick), 4-59 2:57	0 - 42

Quickie Statistics (Final)

Christ Presbyterian vs Lipscomb Academy (Dec. 1, 2022 at Chattanooga, Tenn.)

	CPA	LIPSCOMB
Score	0	42
FIRST DOWNS	5	23
RUSHES-YARDS (NET)	13-42	33-168
PASSING YDS (NET)	38	268
Passes Att-Comp-Int	22-5-1	28-23-0
TOTAL OFFENSE PLAYS-YARDS	35-80	61-436
Fumble Returns-Yards	0-0	0-0
Punt Returns-Yards	1-5	1-55
Kickoff Returns-Yards	6-27	1-20
Interception Returns-Yards	0-0	1-50
Punts (Number-Avg)	6-38.7	1-41.0
Fumbles-Lost	0-0	0-0
Penalties-Yards	2-20	7-70
Possession Time	17:30	30:30
Third-Down Conversions	1 of 9	10 of 11
Fourth-Down Conversions	1 of 2	0 of 0
Red-Zone Scores-Chances	0-1	5-6

Christ Presbyterian

Rushing	No.	Gain	Loss	Net	TD	Lg	Avg
Keck, Asher	7	22	0	22	0	12	3.1
Law, Crews	3	12	0	12	0	5	4.0
Vaccaro, Thomas	1	7	0	7	0	7	7.0
McCluskey, R.	1	5	0	5	0	5	5.0

Passing	C-A-I	Yds	TD	Long	Sack
Streeter, B.	4-15-0	36	0	27	1
Vaccaro, Thomas	1-7-1	2	0	2	0

Receiving	No.	Yards	TD	Long
Brown, Trey	3	34	0	27
Humphreys, L.	1	2	0	2
Keck, Asher	1	2	0	2

Punting	No.	Yds	Avg	Long	In20	TB
Humphreys, L.	6	232	38.7	48	1	0

Punt Returns	No.	Yards	TD	Long
Mathews, J.	1	5	0	5

Kick Returns	No.	Yards	TD	Long
Keck, Asher	2	16	0	9
Harris, Leroy	1	-2	0	0

Tackles	UA-A	Total	Sacks	TFL
Law, Crews	5-4	7.0	0.0	0.0
Dillard, Easton	5-3	6.5	0.0	0.0
Harris, Leroy	5-2	6.0	0.0	2.0
Mathews, J.	4-3	5.5	0.0	0.0

Lipscomb Academy

Rushing	No.	Gain	Loss	Net	TD	Lg	Avg
Patterson, Drew	20	86	2	84	2	15	4.2
Sherrill, M.	7	60	0	60	1	19	8.6
Burton, Micah	5	20	0	20	0	6	4.0
Brown, Hank	1	4	0	4	0	4	4.0

Passing	C-A-I	Yds	TD	Long	Sack
Brown, Hank	23-28-0	268	3	41	0

Receiving	No.	Yards	TD	Long
Sherrill, M.	11	141	3	41
Wroblewski, D.	4	56	0	31
Lorick, Dillon	3	39	0	16
Spillman, N.	2	18	0	9

Punting	No.	Yds	Avg	Long	In20	TB
Husak, Payton	1	41	41.0	41	0	0

Punt Returns	No.	Yards	TD	Long
Beasley, Kaleb	1	55	0	55

Kick Returns	No.	Yards	TD	Long
Sherrill, M.	1	20	0	20

Tackles	UA-A	Total	Sacks	TFL
Spillman, Edwin	4-1	4.5	0.0	1.0
Loving, Bryant	2-1	2.5	0.0	0.0
Johnson II, M.	2-1	2.5	0.0	0.0
Longwell, Bryan	1-3	2.5	0.0	0.0

Qtr	Time	Scoring Play	V-H
1st	04:36	LIPSCOMB - Patterson, Drew 3 yd run (High, Hunter kick), 14-87 4:25	0 - 7
2nd	11:53	LIPSCOMB - Sherrill, M. 14 yd pass from Brown, Hank (High, Hunter kick), 8-57 3:03	0 - 14
	05:27	LIPSCOMB - Sherrill, M. 19 yd run (High, Hunter kick), 9-87 6:21	0 - 21
	01:15	LIPSCOMB - Patterson, Drew 3 yd run (High, Hunter kick), 6-41 2:18	0 - 28
3rd	07:23	LIPSCOMB - Sherrill, M. 2 yd pass from Brown, Hank (High, Hunter kick), 3-2 1:29	0 - 35
	01:57	LIPSCOMB - Sherrill, M. 41 yd pass from Brown, Hank (Nabours, S. kick), 4-59 2:50	0 - 42

2021 Division II Class AA State Football Playoffs

November 5 - December 2, 2021

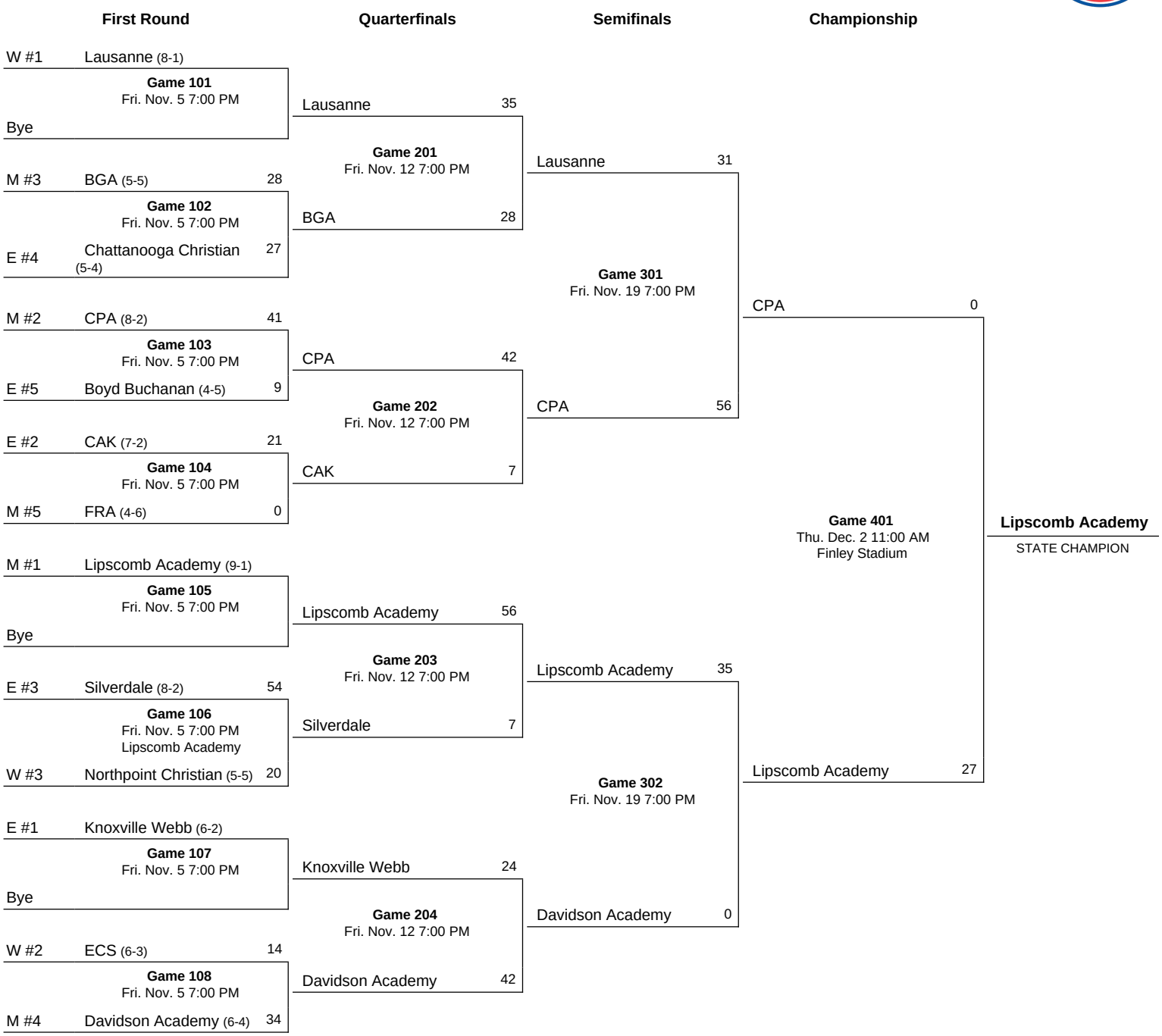

Notes:
All times are local time. In the First Round, the neutral site for the #3 East team vs. #3 West team will be determined prior to the start of the season. If the #2 Middle and #2 East teams meet in the Quarterfinals, the #2 Middle team will host. If the #1 Middle and #1 East teams meet in the Semifinals, the #1 Middle team will host.

Scoring Summary (Final)
TSSAA Blue Cross Bowl
LIPSCOMB vs CPA (Dec. 2, 2021 at Chattanooga, TN)

LIPSCOMB (12-1) vs. CPA (11-3)
Date: Dec. 2, 2021 • Site: Chattanooga, TN • Stadium: Finley Stadium
Attendance:

Score by Quarters	1	2	3	4	Total
LIPSCOMB	0	13	7	7	27
CPA	0	0	0	0	0

Qtr	Time	Scoring Play	V-H
2nd	11:17	LIPSCOMB - Broome, A. 7 yd run (Hyatt, Grant kick), 16-82 7:33	7 - 0
	00:06	LIPSCOMB - Spillman, N. 55 yd pass from Richesson, L. (Hyatt, Grant kick failed), 3-61 0:49	13 - 0
3rd	01:50	LIPSCOMB - Broome, A. 4 yd run (Hyatt, Grant kick), 9-50 4:39	20 - 0
4th	02:25	LIPSCOMB - Sherrill, M. 12 yd run (Portale, J. kick), 10-63 6:40	27 - 0

Kickoff time: 11:09 am • End of Game: 1:30 pm • Total elapsed time: 2:21
Officials: Referee: Randy Denton; Umpire: Mike Hughes; Linesman: Chris Coppedge;
Line judge: John Williams; Back judge: Rick Logan; Field judge: Joseph Mendes;
Side judge: Shelby Knight; Center judge: J. Tunstill ECO;
Temperature: 63 • Wind: N 1 mph • Weather: Sunny
Most Valuable Player: Alexander Broome, Lipscomb Academy

Team Statistics (Final)
TSSAA Blue Cross Bowl
LIPSCOMB vs CPA (Dec. 2, 2021 at Chattanooga, TN)

	LIPSCOM	CPA
FIRST DOWNS	15	11
Rushing	8	7
Passing	7	3
Penalty	0	1
NET YARDS RUSHING	194	133
Rushing Attempts	34	33
Average Per Rush	5.7	4.0
Rushing Touchdowns	3	0
Yards Gained Rushing	205	168
Yards Lost Rushing	11	35
NET YARDS PASSING	147	90
Completions-Attempts-Int	17-19-1	6-13-1
Average Per Attempt	7.7	6.9
Average Per Completion	8.6	15.0
Passing Touchdowns	1	0
TOTAL OFFENSE YARDS	341	223
Total offense plays	53	46
Average Gain Per Play	6.4	4.8
Fumbles: Number-Lost	0-0	1-1
Penalties: Number-Yards	9-96	6-54
PUNTS-YARDS	2-83	1-40
Average Yards Per Punt	41.5	40.0
Net Yards Per Punt	41.5	40.0
Inside 20	1	1
50+ Yards	0	0
Touchbacks	0	0
Fair catch	0	0
KICKOFFS-YARDS	5-219	1-53
Average Yards Per Kickoff	43.8	53.0
Net Yards Per Kickoff	35.6	35.0
Touchbacks	0	0
Fair Catch Yards	0	0
Punt returns: Number-Yards-TD	0-0-0	0-0-0
Average Per Return	0.0	0.0
Kickoff returns: Number-Yds-TD	1-18-0	5-41-0
Average Per Return	18.0	8.2
Interceptions: Number-Yds-TD	1-2-0	1-9-0
Fumble Returns: Number-Yds-TD	1-4-0	0-0-0
Miscellaneous Yards	0	0
Possession Time	26:57	21:03
1st Quarter	9:50	2:10
2nd Quarter	5:35	6:25
3rd Quarter	4:39	7:21
4th Quarter	6:53	5:07
Third-Down Conversions	8 of 11	3 of 9
Fourth-Down Conversions	0 of 1	1 of 5
Red-Zone Scores-Chances	3-3	0-0
Touchdowns	3-3	0-0
Field goals	0-3	0-0
Sacks By: Number-Yards	4-30	1-8
PAT Kicks	3-4	0-0
Field Goals	0-0	0-0
Points off turnovers	6	0

Individual Statistics (Final)
TSSAA Blue Cross Bowl
LIPSCOMB vs CPA (Dec. 2, 2021 at Chattanooga, TN)

LIPSCOMB

Rushing	No.	Gain	Loss	Net	TD	Lg	Avg
Broome, A.	20	138	1	137	2	26	6.8
Walker, Carlin	7	38	0	38	0	9	5.4
Sherrill, M.	2	19	0	19	1	12	9.5
Richesson, L.	4	10	8	2	0	7	0.5
TEAM	1	0	2	-2	0	0	-2.0
Totals	34	205	11	194	3	26	5.7

Passing	C-A-I	Yds	TD	Long	Sack
Richesson, L.	17-19-1	147	1	55	1
Totals	17-19-1	147	1	55	1

Receiving	No.	Yards	TD	Long
Sherrill, M.	6	44	0	25
Broome, A.	5	23	0	13
Baker, Coleman	2	21	0	11
Spillman, N.	1	55	1	55
Houston, Ayden	1	6	0	6
Reynolds, Mason	1	6	0	6
Dawson, Beau	1	-8	0	0
Totals	17	147	1	55

Punting	No.	Yds	Avg	Long	In20	TB
Shulman, Cole	2	83	41.5	43	1	0
Totals	2	83	41.5	43	1	0

	Punt			Kickoff			Intercept		
Returns	No	Yds	Lg	No	Yds	Lg	No	Yds	Lg
Lorick, C.	0	0	0	1	18	18	0	0	0
Beasley, Kaleb	0	0	0	0	0	0	1	2	2
Totals	0	0	0	1	18	18	1	2	2

Field goals	Qtr	Time	Dist	Result

Kickoffs	No.	Yards	Avg	TB	OB
Hyatt, Grant	5	219	43.8	0	0

All-purpose	Run	Rcv	KR	PR	IR	Total
Broome, A.	137	23	0	0	0	160
Sherrill, M.	19	44	0	0	0	63
Spillman, N.	0	55	0	0	0	55
Walker, Carlin	38	0	0	0	0	38

FUMBLES: LIPSCOMB-None. CPA-TEAM 1-1.

CPA

Rushing	No.	Gain	Loss	Net	TD	Lg	Avg
Patterson, L.	13	106	1	105	0	55	8.1
Law, Cade	17	58	30	28	0	17	1.6
Williford, Reid	1	2	0	2	0	2	2.0
TEAM	2	2	4	-2	0	2	-1.0
Totals	33	168	35	133	0	55	4.0

Passing	C-A-I	Yds	TD	Long	Sack
Law, Cade	6-13-1	90	0	25	4
Totals	6-13-1	90	0	25	4

Receiving	No.	Yards	TD	Long
Williford, Reid	2	25	0	20
Humphreys, L.	2	22	0	11
Burklow, Bo	1	25	0	25
Patterson, L.	1	18	0	18
Totals	6	90	0	25

Punting	No.	Yds	Avg	Long	In20	TB
Humphreys, L.	1	40	40.0	40	1	0
Totals	1	40	40.0	40	1	0

	Punt			Kickoff			Intercept		
Returns	No	Yds	Lg	No	Yds	Lg	No	Yds	Lg
Humphreys, L.	0	0	0	2	21	11	0	0	0
Law, Crews	0	0	0	1	0	0	0	0	0
Williford, Reid	0	0	0	2	20	10	1	9	9
Totals	0	0	0	5	41	11	1	9	9

Field goals	Qtr	Time	Dist	Result

Kickoffs	No.	Yards	Avg	TB	OB
Humphreys, L.	1	53	53.0	0	0

All-purpose	Run	Rcv	KR	PR	IR	Total
Patterson, L.	105	18	0	0	0	123
Williford, Reid	2	25	20	0	9	56
Humphreys, L.	0	22	21	0	0	43
Law, Cade	28	0	0	0	0	28

Defensive Statistics (Final)
TSSAA Blue Cross Bowl
LIPSCOMB vs CPA (Dec. 2, 2021 at Chattanooga, TN)

#	LIPSCOMB	Solo	Ast	Total	Sacks-Yds	TFL-Yds	FF	FR-Yds	Int-Yds	BrUp	Blks	QBH
13	Spillman, Edwin	6	1	6.5	3.0-21	3.0-21	-	-	-	-	-	-
9	Longwell, Bryan	4	2	5.0	-	-	-	1-4	-	-	-	-
4N	Naotala, Koa	3	3	4.5	-	-	-	-	-	-	-	-
2	Lyles, Jaden	2	4	4.0	-	0.5-1	-	-	-	1	-	-
22	Allen, Chase	2	1	2.5	-	-	-	-	-	-	-	-
80	Roush, Sam	1	3	2.5	-	0.5-0	-	-	-	-	-	-
29	Fisher, Sam	1	3	2.5	1.0-9	1.0-9	-	-	-	-	-	-
1	Beasley, Kaleb	1	2	2.0	-	-	-	-	1-2	2	-	-
5	Richesson, L.	1	1	1.5	-	-	-	-	-	-	-	-
15	High, Hunter	1	1	1.5	-	-	-	-	-	-	-	-
19	Walker, Adam	1	1	1.5	-	-	-	-	-	-	-	-
12	Johnson II, M.	1	1	1.5	-	-	-	-	-	-	-	-
5L	Lorick, C.	1	0	1.0	-	-	-	-	-	1	-	-
8	Jackson, Jordan	1	0	1.0	-	-	-	-	-	-	-	-
55	Gooden, C.	1	0	1.0	-	-	-	-	-	-	-	-
3	Sherrill, M.	1	0	1.0	-	-	-	-	-	-	-	-
33	Ward, Kamarion	1	0	1.0	-	-	-	-	-	-	-	-
27	Ezell, Garner	0	2	1.0	-	-	-	-	-	-	-	-
6	Houston, Ayden	0	1	0.5	-	-	-	-	-	-	-	-
31	Burton, Micah	0	1	0.5	-	-	-	-	-	-	-	-
45	Ford, Braden	0	1	0.5	-	-	-	-	-	-	-	-
	Totals	29	28	43.0	4.0-30	5.0-31	0	1-4	1-2	4	0	0

#	CPA	Solo	Ast	Total	Sacks-Yds	TFL-Yds	FF	FR-Yds	Int-Yds	BrUp	Blks	QBH
10	Patterson, L.	5	6	8.0	-	-	-	-	-	-	-	-
56	Collier, George	4	3	5.5	1.0-8	2.0-16	-	-	-	-	-	-
25	Webster, Drew	4	3	5.5	-	-	-	-	-	1	-	-
20	Williford, Reid	2	4	4.0	-	-	-	-	1-9	-	-	-
1	Williams, Caleb	2	4	4.0	-	1.0-4	-	-	-	-	-	-
17	Law, Crews	1	6	4.0	-	-	-	-	-	-	-	-
7	Kail, Andersen	2	3	3.5	-	-	-	-	-	-	-	-
14	Stewart, Colin	2	3	3.5	-	1.0-1	-	-	-	-	-	-
49	Chance, Bo	1	4	3.0	-	-	-	-	-	-	-	-
16	Burklow, Bo	1	0	1.0	-	-	-	-	-	-	-	-
19	Shipman, Scott	0	2	1.0	-	-	-	-	-	-	-	-
9	Gregory, Ryan	0	2	1.0	-	-	-	-	-	-	-	-
2	Dillard, Easton	0	1	0.5	-	-	-	-	-	-	-	-
55	Slover, Preston	0	1	0.5	-	-	-	-	-	-	-	-
	Totals	24	42	45.0	1.0-8	4.0-21	0	0-0	1-9	1	0	0

Drive Chart (By Team) (Final)
TSSAA Blue Cross Bowl
LIPSCOMB vs CPA (Dec. 2, 2021 at Chattanooga, TN)

		Drive Started			Drive Ended			Consumed	
Team	Qtr	Spot	Time	Obtained	Spot	Time	How lost	Pl - Yds	TOP
LIPSCO	1st	L25	12:00	Kickoff	C36	09:00	Interception	7 - 39	3:00
LIPSCO		L18	06:50	Punt	C00	11:17	*TOUCHDOWN	16 - 82	7:33 .
LIPSCO	2nd	L21	08:08	Interception	L15	06:08	Punt	4 - (6)	2:00
LIPSCO		C36	03:58	Downs	L42	01:55	Punt	3 - (22)	2:03
LIPSCO		L39	00:55	Fumble	C00	00:06	*TOUCHDOWN	3 - 61	0:49
LIPSCO	3rd	L50	06:29	Downs	C00	01:50	*TOUCHDOWN	9 - 50	4:39 .
LIPSCO	4th	L37	09:05	Downs	C00	02:25	*TOUCHDOWN	10 - 63	6:40 .
LIPSCO		C34	00:13	Downs	C36	00:00	End of half	1 - (2)	0:13

LIPSCOMB	1st Qtr	2nd Qtr	3rd Qtr	4th Qtr	1st Half	2nd Half	Total
Time of possession	09:50	05:35	04:39	06:53	15:25	11:32	26:57
3rd down conversions	2-3	2-4	2-2	2-2	4-7	4-4	8-11
Average field position	L21	L41	L50	C49	L33	C49	L40
4th down conversions	0-1	0-0	0-0	0-0	0-1	0-0	0-1

		Drive Started			Drive Ended			Consumed	
Team	Qtr	Spot	Time	Obtained	Spot	Time	How lost	Pl - Yds	TOP
CPA	1st	C36	09:00	Interception	C42	06:50	Punt	3 - 6	2:10
CPA	2nd	C32	11:11	Kickoff	L28	08:08	Interception	7 - 40	3:03
CPA		C42	06:08	Punt	C36	03:58	Downs	4 - (6)	2:10
CPA		C18	01:55	Punt	L35	00:55	Fumble	3 - 47	1:00
CPA		C37	00:03	Kickoff	C40	00:00	End of half	1 - 3	0:03
CPA	3rd	C15	11:53	Kickoff	C50	06:29	Downs	10 - 35	5:24
CPA		C25	01:45	Kickoff	L37	09:05	Downs	13 - 38	4:40
CPA	4th	C13	02:17	Kickoff	C34	00:13	Downs	5 - 21	2:04

CPA	1st Qtr	2nd Qtr	3rd Qtr	4th Qtr	1st Half	2nd Half	Total
Time of possession	02:10	06:25	07:21	05:07	08:35	12:28	21:03
3rd down conversions	0-1	1-2	1-3	1-3	1-3	2-6	3-9
Average field position	C36	C32	C20	C13	C33	C17	C27
4th down conversions	0-0	0-1	0-1	1-3	0-1	1-4	1-5

Drive Chart (By Quarter) (Final)
TSSAA Blue Cross Bowl
LIPSCOMB vs CPA (Dec. 2, 2021 at Chattanooga, TN)

		Drive Started			Drive Ended			Consumed	
Team	Qtr	Spot	Time	Obtained	Spot	Time	How lost	Pl - Yds	TOP
LIPSCO	1st	L25	12:00	Kickoff	C36	09:00	Interception	7 - 39	3:00
CPA		C36	09:00	Interception	C42	06:50	Punt	3 - 6	2:10
LIPSCO		L18	06:50	Punt	C00	11:17	*TOUCHDOWN	16 - 82	7:33 .
CPA	2nd	C32	11:11	Kickoff	L28	08:08	Interception	7 - 40	3:03
LIPSCO		L21	08:08	Interception	L15	06:08	Punt	4 - (6)	2:00
CPA		C42	06:08	Punt	C36	03:58	Downs	4 - (6)	2:10
LIPSCO		C36	03:58	Downs	L42	01:55	Punt	3 - (22)	2:03
CPA		C18	01:55	Punt	L35	00:55	Fumble	3 - 47	1:00
LIPSCO		L39	00:55	Fumble	C00	00:06	*TOUCHDOWN	3 - 61	0:49
CPA		C37	00:03	Kickoff	C40	00:00	End of half	1 - 3	0:03
CPA	3rd	C15	11:53	Kickoff	C50	06:29	Downs	10 - 35	5:24
LIPSCO		L50	06:29	Downs	C00	01:50	*TOUCHDOWN	9 - 50	4:39 .
CPA		C25	01:45	Kickoff	L37	09:05	Downs	13 - 38	4:40
LIPSCO	4th	L37	09:05	Downs	C00	02:25	*TOUCHDOWN	10 - 63	6:40 .
CPA		C13	02:17	Kickoff	C34	00:13	Downs	5 - 21	2:04
LIPSCO		C34	00:13	Downs	C36	00:00	End of half	1 - (2)	0:13

Play-by-Play Summary (1st quarter)
LIPSCOMB vs CPA (Dec. 2, 2021 at Chattanooga, TN)

Captains: CPA 50, 54, 56; Lipscomb 5, 13, 9, 20
Lipscomb wins toss and will receive; CPA will defend east goal.

1-10	Lipscomb 40	CPA ball on CPA40. Humphreys, L. kickoff 53 yards to the LIPSCOMB7, Lorick, C. return 18 yards to the LIPSCOMB25 (Webster, Drew).	
1-10	Lipscomb 25	Richesson, L. pass complete to Sherrill, M. for 25 yards to the 50 yardline, 1ST DOWN LIPSCOMB (Webster, Drew).	P1
1-10	Lipscomb 50	Broome, A. rush for 6 yards to the CPA44 (Webster, Drew;Patterson, L.).	
2-4	CPA 44	PENALTY LIPSCOMB false start (Valbuena, Alex) 5 yards to the CPA49.	
2-9	CPA 49	Richesson, L. pass complete to Baker, Coleman for 10 yards to the CPA39, 1ST DOWN LIPSCOMB (Williford, Reid).	P2
1-10	CPA 39	Broome, A. rush for 1 yard to the CPA38 (Collier, George;Chance, Bo).	
2-9	CPA 38	Richesson, L. rush for 3 yards to the CPA35 (Kail, Andersen;Chance, Bo).	
3-6	CPA 35	Broome, A. rush for loss of 1 yard to the CPA36 (Stewart, Colin).	
4-7	CPA 36	Richesson, L. pass intercepted by Williford, Reid at the CPA27, Williford, Reid return 9 yards to the CPA36 (Sherrill, M.).	

7 plays, 39 yards, 3:00

CPA drive start at 09:00.

1-10	CPA 36	Law, Cade rush for 3 yards to the CPA39 (Fisher, Sam;Naotala, Koa).	
2-7	CPA 39	Patterson, L. rush for 4 yards to the CPA43 (Roush, Sam;Spillman, Edwin).	
3-3	CPA 43	Patterson, L. rush for loss of 1 yard to the CPA42 (Lyles, Jaden;Roush, Sam).	
4-4	CPA 42	Humphreys, L. punt 40 yards to the LIPSCOMB18, downed.	

3 plays, 6 yards, 2:10

LIPSCOMB drive start at 06:50.

1-10	Lipscomb 18	Broome, A. rush for 3 yards to the LIPSCOMB21 (Patterson, L.).	
2-7	Lipscomb 21	Broome, A. rush for 7 yards to the LIPSCOMB28, 1ST DOWN LIPSCOMB (Patterson, L.).	R3
1-10	Lipscomb 28	Sherrill, M. rush for 7 yards to the LIPSCOMB35 (Patterson, L.;Williford, Reid).	
2-3	Lipscomb 35	Richesson, L. pass complete to Sherrill, M. for 4 yards to the LIPSCOMB39, 1ST DOWN LIPSCOMB (Webster, Drew;Gregory, Ryan).	P4
1-10	Lipscomb 39	Broome, A. rush for 5 yards to the LIPSCOMB44 (Stewart, Colin).	
2-5	Lipscomb 44	PENALTY LIPSCOMB false start (Valbuena, Alex) 5 yards to the LIPSCOMB39.	
2-10	Lipscomb 39	Richesson, L. pass complete to Sherrill, M. for 6 yards to the LIPSCOMB45, out-of-bounds (Patterson, L.;Williford, Reid).	
3-4	Lipscomb 45	Richesson, L. pass complete to Baker, Coleman for 11 yards to the CPA44, 1ST DOWN LIPSCOMB (Kail, Andersen;Shipman, Scott).	P5
1-10	CPA 44	Broome, A. rush for 1 yard to the CPA43 (Stewart, Colin;Shipman, Scott).	
2-9	CPA 43	Richesson, L. pass complete to Reynolds, Mason for 6 yards to the CPA37.	
3-3	CPA 37	Walker, Carlin rush for 6 yards to the CPA31, 1ST DOWN LIPSCOMB (Patterson, L.;Williams, Caleb).	R6
1-10	CPA 31	Walker, Carlin rush for 9 yards to the CPA22 (Kail, Andersen).	
2-1	CPA 22	Richesson, L. pass complete to Broome, A. for 4 yards to the CPA18, 1ST DOWN LIPSCOMB, out-of-bounds (Webster, Drew).	P7
1-10	CPA 18	Richesson, L. pass complete to Sherrill, M. for loss of 4 yards to the CPA22.	

END OF 1st QUARTER: CPA 0, LIPSCOMB 0

		Time	1st Downs				Conversions				
Quarter Summary	Score	Poss	R	P	X	T	3rd	4th	Rushing	Passing	Penalties
LIPSCOMB	0	09:50	2	5	0	7	0-1	0-1	11-47	8-9-1-62	2-10
CPA	0	02:10	0	0	0	0	0-1	0-0	3-6	0-0-0-0	0-0

Quickie Statistics (1st quarter)
LIPSCOMB vs CPA (Dec. 2, 2021 at Chattanooga, TN)

	LIPSCOMB	CPA
Score	0	0
FIRST DOWNS	7	0
RUSHES-YARDS (NET)	11-47	3-6
PASSING YDS (NET)	62	0
Passes Att-Comp-Int	9-8-1	0-0-0
TOTAL OFFENSE PLAYS-YARDS	20-109	3-6
Fumble Returns-Yards	0-0	0-0
Punt Returns-Yards	0-0	0-0
Kickoff Returns-Yards	1-18	0-0
Interception Returns-Yards	0-0	1-9
Punts (Number-Avg)	0-0.0	1-40.0
Fumbles-Lost	0-0	0-0
Penalties-Yards	2-10	0-0
Possession Time	09:50	02:10
Third-Down Conversions	2 of 3	0 of 1
Fourth-Down Conversions	0 of 1	0 of 0

LIPSCOMB

Rushing	No.	Gain	Loss	Net	TD	Lg	Avg
Broome, A.	7	23	1	22	0	7	3.1
Walker, Carlin	2	15	0	15	0	9	7.5
Sherrill, M.	1	7	0	7	0	7	7.0
Richesson, L.	1	3	0	3	0	3	3.0

Passing	C-A-I	Yds	TD	Long	Sack
Richesson, L.	8-9-1	62	0	25	0

Receiving	No.	Yards	TD	Long
Sherrill, M.	4	31	0	25
Baker, Coleman	2	21	0	11
Reynolds, Mason	1	6	0	6
Broome, A.	1	4	0	4

Punting	No.	Yds	Avg	Long	In20	TB

Punt Returns	No.	Yards	TD	Long

Kick Returns	No.	Yards	TD	Long
Lorick, C.	1	18	0	18

Tackles	UA-A	Total	Sacks	TFL
Sherrill, M.	1-0	1.0	0.0	0.0
Roush, Sam	0-2	1.0	0.0	0.5
Fisher, Sam	0-1	0.5	0.0	0.0
Naotala, Koa	0-1	0.5	0.0	0.0

CPA

Rushing	No.	Gain	Loss	Net	TD	Lg	Avg
Patterson, L.	2	4	1	3	0	4	1.5
Law, Cade	1	3	0	3	0	3	3.0

Passing	C-A-I	Yds	TD	Long	Sack

Receiving	No.	Yards	TD	Long

Punting	No.	Yds	Avg	Long	In20	TB
Humphreys, L.	1	40	40.0	40	1	0

Punt Returns	No.	Yards	TD	Long

Kick Returns	No.	Yards	TD	Long

Tackles	UA-A	Total	Sacks	TFL
Webster, Drew	3-2	4.0	0.0	0.0
Patterson, L.	2-4	4.0	0.0	0.0
Stewart, Colin	2-1	2.5	0.0	1.0
Kail, Andersen	1-2	2.0	0.0	0.0

Play-by-Play Summary (2nd quarter)
LIPSCOMB vs CPA (Dec. 2, 2021 at Chattanooga, TN)

2-14	CPA 22	Start of 2nd quarter, clock 12:00.	
2-14	CPA 22	Richesson, L. pass complete to Broome, A. for 13 yards to the CPA9 (Law, Crews;Williams, Caleb).	
3-1	CPA 09	Broome, A. rush for 2 yards to the CPA7, 1ST DOWN LIPSCOMB (Kail, Andersen;Patterson, L.).	R8
1-G	CPA 07	Broome, A. rush for 7 yards to the CPA0, TOUCHDOWN, clock 11:17.	
1-G	CPA 03	LIPSCOMB ball on CPA3.	
1-G	CPA 03	PENALTY LIPSCOMB false start (Carter, Antonio) 5 yards to the CPA8.	
1-G	CPA 08	Hyatt, Grant kick attempt good.	

LIPSCOMB 7, CPA 0

16 plays, 82 yards, 7:39

Hyatt, Grant kickoff 38 yards to the CPA22, Williford, Reid return 10 yards to the CPA32 (Ezell, Garner;Burton, Micah).

CPA drive start at 11:11.

1-10	CPA 32	PENALTY CPA false start (Slover, Preston) 5 yards to the CPA27.	
1-15	CPA 27	Patterson, L. rush for 4 yards to the CPA31 (Roush, Sam;Allen, Chase).	
2-11	CPA 31	Law, Cade pass complete to Williford, Reid for 5 yards to the CPA36, out-of-bounds (Richesson, L.).	
3-6	CPA 36	Law, Cade pass complete to Burklow, Bo for 25 yards to the LIPSCOMB39, 1ST DOWN CPA (Jackson, Jordan).	P1
1-10	Lipscomb 39	Patterson, L. rush for 7 yards to the LIPSCOMB32 (Allen, Chase).	
2-3	Lipscomb 32	Patterson, L. rush for 4 yards to the LIPSCOMB28, 1ST DOWN CPA, out-of-bounds (Allen, Chase).	R2
1-10	Lipscomb 28	Law, Cade rush for no gain to the LIPSCOMB28 (Spillman, Edwin).	
2-10	Lipscomb 28	Law, Cade pass intercepted by Beasley, Kaleb at the LIPSCOMB19, Beasley, Kaleb return 2 yards to the LIPSCOMB21 (Collier, George).	

7 plays, 40 yards, 3:03

LIPSCOMB drive start at 08:08.

1-10	Lipscomb 21	PENALTY LIPSCOMB delay of game (Richesson, L.) 5 yards to the LIPSCOMB16.
1-15	Lipscomb 16	Broome, A. rush for 26 yards to the LIPSCOMB42, out-of-bounds, PENALTY LIPSCOMB holding 31 yards to the LIPSCOMB11.
1-20	Lipscomb 11	1st and 20.
1-20	Lipscomb 11	Richesson, L. pass complete to Broome, A. for loss of 4 yards to the LIPSCOMB7 (Williams, Caleb).
2-24	Lipscomb 07	Richesson, L. pass complete to Broome, A. for 6 yards to the LIPSCOMB13 (Webster, Drew).
3-18	Lipscomb 13	Richesson, L. pass complete to Sherrill, M. for 2 yards to the LIPSCOMB15, out-of-bounds (Williams, Caleb).
4-16	Lipscomb 15	Shulman, Cole punt 43 yards to the CPA42, downed.

4 plays, minus 6 yards, 2:00

CPA drive start at 06:08.

1-10	CPA 42	Law, Cade pass complete to Kail, Andersen for 4 yards to the CPA46, PENALTY CPA holding (Collier, George) 10 yards to the CPA32, NO PLAY.
1-20	CPA 32	Patterson, L. rush for 1 yard to the CPA33 (Naotala, Koa).
2-19	CPA 33	Timeout CPA, clock 04:57.
2-19	CPA 33	Law, Cade pass incomplete to Williford, Reid.
3-19	CPA 33	Law, Cade rush for 1 yard to the CPA34 (Spillman, Edwin).
4-18	CPA 34	TEAM rush for 2 yards to the CPA36 (Ezell, Garner;High, Hunter).

4 plays, minus 6 yards, 2:10

LIPSCOMB drive start at 03:58.

1-10	CPA 36	Broome, A. rush for 4 yards to the CPA32 (Burklow, Bo), PENALTY LIPSCOMB holding (Valbuena, Alex) 10 yards to the CPA46, NO PLAY.
1-20	CPA 46	Richesson, L. pass complete to Broome, A. for 4 yards to the CPA42 (Chance, Bo).
2-16	CPA 42	Richesson, L. pass complete to Dawson, Beau for loss of 8 yards to the 50 yardline (Collier, George).
3-24	Lipscomb 50	Richesson, L. sacked for loss of 8 yards to the LIPSCOMB42 (Collier, George).
4-32	Lipscomb 42	Timeout CPA, clock 02:08.
4-32	Lipscomb 42	Shulman, Cole punt 40 yards to the CPA18, downed.

3 plays, minus 22 yards, 2:03

CPA drive start at 01:55.

1-10	CPA 18	Law, Cade rush for 9 yards to the CPA27 (Longwell, Bryan;Allen, Chase), PENALTY CPA holding (Ellis, Charlie) 9 yards to the CPA9, NO PLAY.	
1-19	CPA 09	Timeout LIPSCOMB, clock 01:39.	
1-19	CPA 09	Patterson, L. rush for 55 yards to the LIPSCOMB36, 1ST DOWN CPA (Lyles, Jaden).	R3
1-10	Lipscomb 36	Timeout LIPSCOMB, clock 01:22.	
1-10	Lipscomb 36	Law, Cade rush for 5 yards to the LIPSCOMB31 (High, Hunter).	
2-5	Lipscomb 31	TEAM rush for loss of 4 yards to the LIPSCOMB35, fumble by TEAM recovered by LIPSCOMB Longwell, Bryan at LIPSCOMB35, Longwell, Bryan for 4 yards to the LIPSCOMB39 (Patterson, L.).	

3 plays, 47 yards, 1:00

LIPSCOMB drive start at 00:55, LIPSCOMB ball on LIPSCOMB39.

Play-by-Play Summary (2nd quarter)
LIPSCOMB vs CPA (Dec. 2, 2021 at Chattanooga, TN)

1-10 Lipscomb 39 Richesson, L. pass incomplete to Broome, A. (Webster, Drew).
2-10 Lipscomb 39 Richesson, L. pass complete to Houston, Ayden for 6 yards to the LIPSCOMB45 (Collier, George).
3-4 Lipscomb 45 Richesson, L. pass complete to Spillman, N. for 55 yards to the CPA0, 1ST DOWN LIPSCOMB, TOUCHDOWN, clock 00:06. P9
1-G CPA 03 Hyatt, Grant kick attempt failed.

LIPSCOMB 13, CPA 0

1-G Lipscomb 40 Timeout LIPSCOMB, clock 00:06.

3 plays, 61 yards, 0:52

Hyatt, Grant kickoff 23 yards to the CPA37, Law, Crews return 0 yards to the CPA37.

CPA drive start at 00:03.

1-10 CPA 37 Law, Cade rush for 3 yards to the CPA40 (Ford, Braden;Fisher, Sam).
End of half, clock 00:00.

1 play, 3 yards, 0:03

END OF 2nd QUARTER: LIPSCOMB 13, CPA 0

Quarter Summary	Score	Time Poss	1st Downs R	P	X	T	Conversions 3rd	4th	Rushing	Passing	Penalties
LIPSCOMB	13	05:44	1	1	0	2	2-4	0-0	4-27	8-9-0-74	4-51
CPA	0	06:16	2	1	0	3	1-2	0-1	11-78	2-4-1-30	3-24

Quickie Statistics (Halftime)
LIPSCOMB vs CPA (Dec. 2, 2021 at Chattanooga, TN)

	LIPSCOMB	CPA
Score	13	0
FIRST DOWNS	9	3
RUSHES-YARDS (NET)	15-74	14-84
PASSING YDS (NET)	136	30
Passes Att-Comp-Int	18-16-1	4-2-1
TOTAL OFFENSE PLAYS-YARDS	33-210	18-114
Fumble Returns-Yards	1-4	0-0
Punt Returns-Yards	0-0	0-0
Kickoff Returns-Yards	1-18	2-10
Interception Returns-Yards	1-2	1-9
Punts (Number-Avg)	2-41.5	1-40.0
Fumbles-Lost	0-0	1-1
Penalties-Yards	6-61	3-24
Possession Time	15:34	08:26
Third-Down Conversions	4 of 7	1 of 3
Fourth-Down Conversions	0 of 1	0 of 1

LIPSCOMB

Rushing	No.	Gain	Loss	Net	TD	Lg	Avg
Broome, A.	10	58	1	57	1	26	5.7
Walker, Carlin	2	15	0	15	0	9	7.5
Sherrill, M.	1	7	0	7	0	7	7.0
Richesson, L.	2	3	8	-5	0	3	-2.5

Passing	C-A-I	Yds	TD	Long	Sack
Richesson, L.	16-18-1	136	1	55	1

Receiving	No.	Yards	TD	Long
Sherrill, M.	5	33	0	25
Broome, A.	5	23	0	13
Baker, Coleman	2	21	0	11
Spillman, N.	1	55	1	55

Punting	No.	Yds	Avg	Long	In20	TB
Shulman, Cole	2	83	41.5	43	1	0

Punt Returns	No.	Yards	TD	Long

Kick Returns	No.	Yards	TD	Long
Lorick, C.	1	18	0	18

Tackles	UA-A	Total	Sacks	TFL
Allen, Chase	2-1	2.5	0.0	0.0
Spillman, Edwin	2-1	2.5	0.0	0.0
Naotala, Koa	1-1	1.5	0.0	0.0
High, Hunter	1-1	1.5	0.0	0.0

CPA

Rushing	No.	Gain	Loss	Net	TD	Lg	Avg
Patterson, L.	7	75	1	74	0	55	10.6
Law, Cade	5	12	0	12	0	5	2.4
TEAM	2	2	4	-2	0	2	-1.0

Passing	C-A-I	Yds	TD	Long	Sack
Law, Cade	2-4-1	30	0	25	0

Receiving	No.	Yards	TD	Long
Burklow, Bo	1	25	0	25
Williford, Reid	1	5	0	5

Punting	No.	Yds	Avg	Long	In20	TB
Humphreys, L.	1	40	40.0	40	1	0

Punt Returns	No.	Yards	TD	Long

Kick Returns	No.	Yards	TD	Long
Law, Crews	1	0	0	0
Williford, Reid	1	10	0	10

Tackles	UA-A	Total	Sacks	TFL
Patterson, L.	3-5	5.5	0.0	0.0
Webster, Drew	4-2	5.0	0.0	0.0
Collier, George	4-1	4.5	1.0	2.0
Williams, Caleb	2-2	3.0	0.0	1.0

Qtr	Time	Scoring Play	V-H
2nd	11:17	LIPSCOMB - Broome, A. 7 yd run (Hyatt, Grant kick), 16-82 7:39	7 - 0
	00:06	LIPSCOMB - Spillman, N. 55 yd pass from Richesson, L. (Hyatt, Grant kick failed), 3-61 0:52	13 - 0

Play-by-Play Summary (3rd quarter)
LIPSCOMB vs CPA (Dec. 2, 2021 at Chattanooga, TN)

Start of 3rd quarter, clock 12:00.

2-7	CPA 40	LIPSCOMB ball on LIPSCOMB40.	
		Hyatt, Grant kickoff 55 yards to the CPA5, Humphreys, L. return 10 yards to the CPA15 (Ward, Kamarion).	

CPA drive start at 11:53.

1-10	CPA 15	Patterson, L. rush for 5 yards to the CPA20 (Lyles, Jaden).	
2-5	CPA 20	Patterson, L. rush for 5 yards to the CPA25, 1ST DOWN CPA (Fisher, Sam;Richesson, L.).	R4
1-10	CPA 25	Law, Cade rush for 5 yards to the CPA30 (Longwell, Bryan).	
2-5	CPA 30	Patterson, L. rush for 4 yards to the CPA34 (Spillman, Edwin).	
3-1	CPA 34	Law, Cade rush for 9 yards to the CPA43, 1ST DOWN CPA (Lorick, C.).	R5
1-10	CPA 43	Law, Cade rush for 6 yards to the CPA49 (Roush, Sam).	
2-4	CPA 49	PENALTY LIPSCOMB personal foul (Naotala, Koa) 15 yards to the LIPSCOMB36, 1ST DOWN CPA.	X6
1-10	Lipscomb 36	Patterson, L. rush for 2 yards to the LIPSCOMB34 (Longwell, Bryan).	
2-8	Lipscomb 34	Law, Cade rush for 3 yards to the LIPSCOMB31 (Naotala, Koa).	
3-5	Lipscomb 31	Law, Cade pass complete to Burklow, Bo for 27 yards to the LIPSCOMB4 (Jackson, Jordan), PENALTY CPA holding (Slover, Preston) 10 yards to the LIPSCOMB41, NO PLAY.	
3-15	Lipscomb 41	Law, Cade pass incomplete to Williford, Reid (Lorick, C.).	
4-15	Lipscomb 41	Law, Cade sacked for loss of 9 yards to the 50 yardline (Fisher, Sam).	

10 plays, 35 yards, 5:24

LIPSCOMB drive start at 06:29.

Punter scramble after bad snap

1-10	Lipscomb 50	Broome, A. rush for 10 yards to the CPA40, 1ST DOWN LIPSCOMB, out-of-bounds.	R10
1-10	CPA 40	Walker, Carlin rush for 4 yards to the CPA36 (Collier, George;Chance, Bo).	
2-6	CPA 36	Broome, A. rush for 3 yards to the CPA33 (Dillard, Easton;Patterson, L.).	
3-3	CPA 33	Walker, Carlin rush for 4 yards to the CPA29, 1ST DOWN LIPSCOMB (Law, Crews;Williford, Reid).	R11
1-10	CPA 29	Walker, Carlin rush for 8 yards to the CPA21 (Law, Crews).	
2-2	CPA 21	Broome, A. rush for 12 yards to the CPA9, 1ST DOWN LIPSCOMB (Gregory, Ryan;Williford, Reid).	R12
1-G	CPA 09	Broome, A. rush for 5 yards to the CPA4, out-of-bounds (Kail, Andersen).	
2-G	CPA 04	Richesson, L. rush for no gain to the CPA4 (Burklow, Bo).	
3-G	CPA 04	Broome, A. rush for 4 yards to the CPA0, TOUCHDOWN, clock 01:50.	
1-G	CPA 03	Hyatt, Grant kick attempt good.	

LIPSCOMB 20, CPA 0

9 plays, 50 yards, 4:44

Hyatt, Grant kickoff 46 yards to the CPA14, Humphreys, L. return 11 yards to the CPA25 (Longwell, Bryan).

CPA drive start at 01:45.

1-10	CPA 25	Law, Cade pass complete to Williford, Reid for 20 yards to the CPA45, 1ST DOWN CPA (Walker, Adam).	P7
1-10	CPA 45	Law, Cade pass complete to Humphreys, L. for 11 yards to the LIPSCOMB44, 1ST DOWN CPA (Beasley, Kaleb;Lyles, Jaden).	P8
1-10	Lipscomb 44	Patterson, L. rush for 7 yards to the LIPSCOMB37 (Naotala, Koa;Lyles, Jaden).	
2-3	Lipscomb 37	Law, Cade pass incomplete to Humphreys, L..	
3-3	Lipscomb 37	Williford, Reid rush for 2 yards to the LIPSCOMB35 (Johnson II, M.).	

END OF 3rd QUARTER: LIPSCOMB 20, CPA 0

		Time	1st Downs				Conversions				
Quarter Summary	Score	Poss	R	P	X	T	3rd	4th	Rushing	Passing	Penalties
LIPSCOMB	7	04:44	3	0	0	3	2-2	0-0	9-50	0-0-0-0	1-15
CPA	0	07:09	2	2	1	5	1-2	0-1	11-39	2-4-0-31	1-10

Quickie Statistics (3rd quarter)
LIPSCOMB vs CPA (Dec. 2, 2021 at Chattanooga, TN)

	LIPSCOMB	CPA
Score	20	0
FIRST DOWNS	12	8
RUSHES-YARDS (NET)	24-124	25-123
PASSING YDS (NET)	136	61
Passes Att-Comp-Int	18-16-1	8-4-1
TOTAL OFFENSE PLAYS-YARDS	42-260	33-184
Fumble Returns-Yards	1-4	0-0
Punt Returns-Yards	0-0	0-0
Kickoff Returns-Yards	1-18	4-31
Interception Returns-Yards	1-2	1-9
Punts (Number-Avg)	2-41.5	1-40.0
Fumbles-Lost	0-0	1-1
Penalties-Yards	7-76	4-34
Possession Time	20:18	15:35
Third-Down Conversions	6 of 9	2 of 6
Fourth-Down Conversions	0 of 1	0 of 2

LIPSCOMB

Rushing	No.	Gain	Loss	Net	TD	Lg	Avg
Broome, A.	15	92	1	91	2	26	6.1
Walker, Carlin	5	31	0	31	0	9	6.2
Sherrill, M.	1	7	0	7	0	7	7.0
Richesson, L.	3	3	8	-5	0	3	-1.7

Passing	C-A-I	Yds	TD	Long	Sack
Richesson, L.	16-18-1	136	1	55	1

Receiving	No.	Yards	TD	Long
Sherrill, M.	5	33	0	25
Broome, A.	5	23	0	13
Baker, Coleman	2	21	0	11
Spillman, N.	1	55	1	55

Punting	No.	Yds	Avg	Long	In20	TB
Shulman, Cole	2	83	41.5	43	1	0

Punt Returns	No.	Yards	TD	Long

Kick Returns	No.	Yards	TD	Long
Lorick, C.	1	18	0	18

Tackles	UA-A	Total	Sacks	TFL
Spillman, Edwin	3-1	3.5	0.0	0.0
Lyles, Jaden	2-3	3.5	0.0	0.5
Longwell, Bryan	3-0	3.0	0.0	0.0
Naotala, Koa	2-2	3.0	0.0	0.0

CPA

Rushing	No.	Gain	Loss	Net	TD	Lg	Avg
Patterson, L.	12	98	1	97	0	55	8.1
Law, Cade	10	35	9	26	0	9	2.6
Williford, Reid	1	2	0	2	0	2	2.0
TEAM	2	2	4	-2	0	2	-1.0

Passing	C-A-I	Yds	TD	Long	Sack
Law, Cade	4-8-1	61	0	25	1

Receiving	No.	Yards	TD	Long
Williford, Reid	2	25	0	20
Burklow, Bo	1	25	0	25
Humphreys, L.	1	11	0	11

Punting	No.	Yds	Avg	Long	In20	TB
Humphreys, L.	1	40	40.0	40	1	0

Punt Returns	No.	Yards	TD	Long

Kick Returns	No.	Yards	TD	Long
Humphreys, L.	2	21	0	11
Law, Crews	1	0	0	0

Tackles	UA-A	Total	Sacks	TFL
Patterson, L.	3-6	6.0	0.0	0.0
Webster, Drew	4-2	5.0	0.0	0.0
Collier, George	4-2	5.0	1.0	2.0
Kail, Andersen	2-3	3.5	0.0	0.0

Qtr	Time	Scoring Play	V-H
2nd	11:17	LIPSCOMB - Broome, A. 7 yd run (Hyatt, Grant kick), 16-82 7:39	7 - 0
	00:06	LIPSCOMB - Spillman, N. 55 yd pass from Richesson, L. (Hyatt, Grant kick failed), 3-61 0:52	13 - 0
3rd	01:50	LIPSCOMB - Broome, A. 4 yd run (Hyatt, Grant kick), 9-50 4:44	20 - 0

Play-by-Play Summary (4th quarter)
LIPSCOMB vs CPA (Dec. 2, 2021 at Chattanooga, TN)

4-1 Lipscomb 35 Start of 4th quarter, clock 12:00.
4-1 Lipscomb 35 Law, Cade rush for 2 yards to the LIPSCOMB33, 1ST DOWN CPA (Longwell, Bryan;Naotala, Koa). R9
1-10 Lipscomb 33 Patterson, L. rush for 8 yards to the LIPSCOMB25 (Naotala, Koa).
2-2 Lipscomb 25 Law, Cade pass incomplete to Williford, Reid (Beasley, Kaleb).
3-2 Lipscomb 25 Law, Cade rush for 4 yards to the LIPSCOMB21, 1ST DOWN CPA (Longwell, Bryan). R10
1-10 Lipscomb 21 Law, Cade sacked for loss of 6 yards to the LIPSCOMB27 (Spillman, Edwin), PENALTY CPA intentional grounding (Law, Cade) 5 yards to the LIPSCOMB32.
2-21 Lipscomb 32 2nd and 21.
2-21 Lipscomb 32 Law, Cade pass incomplete to Humphreys, L. (Beasley, Kaleb).
3-21 Lipscomb 32 Law, Cade sacked for loss of 5 yards to the LIPSCOMB37 (Spillman, Edwin).
4-26 Lipscomb 37 Timeout LIPSCOMB, clock 09:13.
4-26 Lipscomb 37 Law, Cade pass incomplete to Humphreys, L. (Lyles, Jaden).

13 plays, 38 yards, 4:40

LIPSCOMB drive start at 09:05.
1-10 Lipscomb 37 Broome, A. rush for 13 yards to the 50 yardline, 1ST DOWN LIPSCOMB (Williams, Caleb;Law, Crews). R13
1-10 Lipscomb 50 Richesson, L. rush for 7 yards to the CPA43 (Patterson, L.), PENALTY LIPSCOMB holding 10 yards to the LIPSCOMB47.
1-13 Lipscomb 47 1st and 13.
1-13 Lipscomb 47 Broome, A. rush for 6 yards to the CPA47 (Williams, Caleb;Law, Crews).
2-7 CPA 47 Timeout LIPSCOMB, clock 07:14.
2-7 CPA 47 Richesson, L. pass complete to Sherrill, M. for 11 yards to the CPA36, 1ST DOWN LIPSCOMB (Williford, Reid). P14
1-10 CPA 36 Broome, A. rush for 3 yards to the CPA33 (Patterson, L.).
2-7 CPA 33 Broome, A. rush for 2 yards to the CPA31 (Stewart, Colin;Law, Crews).
3-5 CPA 31 Broome, A. rush for 22 yards to the CPA9, 1ST DOWN LIPSCOMB (Law, Crews;Webster, Drew). R15
1-G CPA 09 Broome, A. rush for 2 yards to the CPA7 (Law, Crews;Patterson, L.), PENALTY LIPSCOMB holding (Valbuena, Alex) 10 yards to the CPA19, NO PLAY.
1-G CPA 19 Walker, Carlin rush for 2 yards to the CPA17 (Stewart, Colin;Chance, Bo).
2-G CPA 17 Walker, Carlin rush for 5 yards to the CPA12 (Collier, George;Slover, Preston).
3-G CPA 12 Sherrill, M. rush for 12 yards to the CPA0, TOUCHDOWN, clock 02:25.
1-G CPA 03 Portale, J. kick attempt good.

LIPSCOMB 27, CPA 0

10 plays, 63 yards, 6:48

Hyatt, Grant kickoff 57 yards to the CPA3, Williford, Reid return 10 yards to the CPA13 (Longwell, Bryan;Houston, Ayden).

CPA drive start at 02:17.
1-10 CPA 13 Law, Cade rush for 17 yards to the CPA30, 1ST DOWN CPA (Lyles, Jaden;Johnson II, M.). R11
1-10 CPA 30 Law, Cade rush for no gain to the CPA30 (Gooden, C.).
2-10 CPA 30 Law, Cade pass complete to Humphreys, L. for 48 yards to the LIPSCOMB22 (Beasley, Kaleb), PENALTY CPA pass interference (Humphreys, L.) 15 yards to the CPA15, NO PLAY.
2-25 CPA 15 Law, Cade pass complete to Humphreys, L. for 11 yards to the CPA26, out-of-bounds (Beasley, Kaleb).
3-14 CPA 26 Law, Cade sacked for loss of 10 yards to the CPA16 (Spillman, Edwin).
4-24 CPA 16 Law, Cade pass complete to Patterson, L. for 18 yards to the CPA34 (Beasley, Kaleb;Walker, Adam).

5 plays, 21 yards, 2:04

LIPSCOMB drive start at 00:13.
1-10 CPA 34 TEAM rush for loss of 2 yards to the CPA36.
End of game, clock 00:00.

1 play, minus 2 yards, 0:13

FINAL SCORE: LIPSCOMB 27, CPA 0

Quarter Summary	Score	Time Poss	1st Downs R	P	X	T	Conversions 3rd	4th	Rushing	Passing	Penalties
LIPSCOMB	7	07:01	2	1	0	3	2-2	0-0	10-70	1-1-0-11	2-20
CPA	0	04:59	3	0	0	3	1-3	1-3	8-10	2-5-0-29	2-20

Quickie Statistics (4th quarter)
LIPSCOMB vs CPA (Dec. 2, 2021 at Chattanooga, TN)

	LIPSCOMB	CPA
Score	27	0
FIRST DOWNS	15	11
RUSHES-YARDS (NET)	34-194	33-133
PASSING YDS (NET)	147	90
Passes Att-Comp-Int	19-17-1	13-6-1
TOTAL OFFENSE PLAYS-YARDS	53-341	46-223
Fumble Returns-Yards	1-4	0-0
Punt Returns-Yards	0-0	0-0
Kickoff Returns-Yards	1-18	5-41
Interception Returns-Yards	1-2	1-9
Punts (Number-Avg)	2-41.5	1-40.0
Fumbles-Lost	0-0	1-1
Penalties-Yards	9-96	6-54
Possession Time	27:19	20:34
Third-Down Conversions	8 of 11	3 of 9
Fourth-Down Conversions	0 of 1	1 of 5

LIPSCOMB

Rushing	No.	Gain	Loss	Net	TD	Lg	Avg
Broome, A.	20	138	1	137	2	26	6.8
Walker, Carlin	7	38	0	38	0	9	5.4
Sherrill, M.	2	19	0	19	1	12	9.5
Richesson, L.	4	10	8	2	0	7	0.5

Passing	C-A-I	Yds	TD	Long	Sack
Richesson, L.	17-19-1	147	1	55	1

Receiving	No.	Yards	TD	Long
Sherrill, M.	6	44	0	25
Broome, A.	5	23	0	13
Baker, Coleman	2	21	0	11
Spillman, N.	1	55	1	55

Punting	No.	Yds	Avg	Long	In20	TB
Shulman, Cole	2	83	41.5	43	1	0

Punt Returns	No.	Yards	TD	Long

Kick Returns	No.	Yards	TD	Long
Lorick, C.	1	18	0	18

Tackles	UA-A	Total	Sacks	TFL
Spillman, Edwin	6-1	6.5	3.0	3.0
Longwell, Bryan	4-2	5.0	0.0	0.0
Naotala, Koa	3-3	4.5	0.0	0.0
Lyles, Jaden	2-4	4.0	0.0	0.5

CPA

Rushing	No.	Gain	Loss	Net	TD	Lg	Avg
Patterson, L.	13	106	1	105	0	55	8.1
Law, Cade	17	58	30	28	0	17	1.6
Williford, Reid	1	2	0	2	0	2	2.0
TEAM	2	2	4	-2	0	2	-1.0

Passing	C-A-I	Yds	TD	Long	Sack
Law, Cade	6-13-1	90	0	25	4

Receiving	No.	Yards	TD	Long
Williford, Reid	2	25	0	20
Humphreys, L.	2	22	0	11
Burklow, Bo	1	25	0	25
Patterson, L.	1	18	0	18

Punting	No.	Yds	Avg	Long	In20	TB
Humphreys, L.	1	40	40.0	40	1	0

Punt Returns	No.	Yards	TD	Long

Kick Returns	No.	Yards	TD	Long
Humphreys, L.	2	21	0	11
Williford, Reid	2	20	0	10

Tackles	UA-A	Total	Sacks	TFL
Patterson, L.	5-6	8.0	0.0	0.0
Webster, Drew	4-3	5.5	0.0	0.0
Collier, George	4-3	5.5	1.0	2.0
Williford, Reid	2-4	4.0	0.0	0.0

Qtr	Time	Scoring Play	V-H
2nd	11:17	LIPSCOMB - Broome, A. 7 yd run (Hyatt, Grant kick), 16-82 7:39	7 - 0
	00:06	LIPSCOMB - Spillman, N. 55 yd pass from Richesson, L. (Hyatt, Grant kick failed), 3-61 0:52	13 - 0
3rd	01:50	LIPSCOMB - Broome, A. 4 yd run (Hyatt, Grant kick), 9-50 4:44	20 - 0
4th	02:25	LIPSCOMB - Sherrill, M. 12 yd run (Portale, J. kick), 10-63 6:48	27 - 0

2020 Division II Class AA State Football Playoffs

November 6 - December 3, 2020

Notes:
All times are local time. The higher seed will host. If the #1 West and #1 Middle teams meet in the semifinals, the #1 West team will host. If #2 Middle and #2 East meet in the quarterfinals, #2 Middle will host.

Scoring Summary (Final)
Lipscomb Academy vs CPA (Dec 03, 2020 at Cookeville, TN)

Lipscomb Academy (10-3) vs. CPA (11-1)
Date: Dec 03, 2020 • Site: Cookeville, TN • Stadium: Tucker Stadium
Attendance: 3189

Score by Quarters	1	2	3	4	Total
Lipscomb Academy	0	7	14	7	28
CPA	7	14	7	7	35

Qtr	Time	Scoring Play	V-H
1st	06:54	CPA - Patterson, L. 4 yd run (Seibert, Mac kick), 10-80 5:06	0 - 7
2nd	11:32	LIPSCOMB - Green, Daniel 8 yd pass from Richesson, L. (Young, Ryan kick), 4-29 0:34	7 - 7
	06:50	CPA - Patterson, L. 3 yd run (Seibert, Mac kick), 10-83 4:41	7 - 14
	00:53	CPA - Patterson, L. 1 yd run (Seibert, Mac kick), 10-65 3:58	7 - 21
3rd	10:36	LIPSCOMB - Broome, Alex 4 yd run (Young, Ryan kick), 5-64 1:16	14 - 21
	05:04	CPA - Law, Cade 1 yd run (Seibert, Mac kick), 12-80 5:32	14 - 28
	04:27	LIPSCOMB - Broome, Alex 2 yd run (Young, Ryan kick), 4-55 0:32	21 - 28
4th	09:49	LIPSCOMB - Broome, Alex 22 yd pass from Richesson, L. (Young, Ryan kick), 4-35 1:11	28 - 28
	02:31	CPA - Reynolds, Cade 3 yd pass from Law, Cade (Seibert, Mac kick), 15-74 7:14	28 - 35

Kickoff time: 11:07 • End of Game: 1:58 • Total elapsed time: 2:51
Officials: Referee: Eric Ward; Umpire: Kory Green; Linesman: Mike Blackwood;
Line judge: Jeff Leyhue; Back judge: Forrest Jones; Field judge: James Summers;
Side judge: Kirk Moore; Center judge: Jelks/Hazelwood;
Temperature: 50 • Wind: S 5 mph • Weather: Cloudy
Most Outstanding Player: Cade Law, CPA

Team Statistics (Final)
Lipscomb Academy vs CPA (Dec 03, 2020 at Cookeville, TN)

	LIPSCOM	CPA
FIRST DOWNS	12	28
Rushing	2	25
Passing	10	3
Penalty	0	0
NET YARDS RUSHING	53	424
Rushing Attempts	11	72
Average Per Rush	4.8	5.9
Rushing Touchdowns	2	4
Yards Gained Rushing	57	431
Yards Lost Rushing	4	7
NET YARDS PASSING	229	36
Completions-Attempts-Int	17-23-1	5-6-0
Average Per Attempt	10.0	6.0
Average Per Completion	13.5	7.2
Passing Touchdowns	2	1
TOTAL OFFENSE YARDS	282	460
Total offense plays	34	78
Average Gain Per Play	8.3	5.9
Fumbles: Number-Lost	0-0	1-1
Penalties: Number-Yards	8-59	8-76
PUNTS-YARDS	3-123	2-48
Average Yards Per Punt	41.0	24.0
Net Yards Per Punt	41.0	24.0
Inside 20	2	0
50+ Yards	0	1
Touchbacks	0	0
Fair catch	1	0
KICKOFFS-YARDS	5-278	6-326
Average Yards Per Kickoff	55.6	54.3
Net Yards Per Kickoff	44.4	28.8
Touchbacks	2	1
Fair Catch Yards	0	0
Punt returns: Number-Yards-TD	0-0-0	0-0-0
Average Per Return	0.0	0.0
Kickoff returns: Number-Yds-TD	5-133-0	3-16-0
Average Per Return	26.6	5.3
Interceptions: Number-Yds-TD	0-0-0	1-7-0
Fumble Returns: Number-Yds-TD	0-0-0	0-0-0
Miscellaneous Yards	0	0
Possession Time	09:14	38:46
1st Quarter	2:27	9:33
2nd Quarter	3:20	8:40
3rd Quarter	2:01	9:59
4th Quarter	1:26	10:34
Third-Down Conversions	3 of 6	7 of 10
Fourth-Down Conversions	0 of 0	0 of 0
Red-Zone Scores-Chances	3-3	5-5
Touchdowns	3-3	5-5
Field goals	0-3	0-5
Sacks By: Number-Yards	0-0	1-2
PAT Kicks	4-4	5-5
Field Goals	0-0	0-0
Points off turnovers	7	0

Individual Statistics (Final)
Lipscomb Academy vs CPA (Dec 03, 2020 at Cookeville, TN)

Lipscomb Academy

Rushing	No.	Gain	Loss	Net	TD	Lg	Avg
Broome, Alex	7	29	2	27	2	14	3.9
Richesson, L.	4	28	2	26	0	22	6.5
Totals	11	57	4	53	2	22	4.8

Passing	C-A-I	Yds	TD	Long	Sack
Richesson, L.	17-23-1	229	2	30	1
Totals	17-23-1	229	2	30	1

Receiving	No.	Yards	TD	Long
Dawson, Beau	7	120	0	30
Broome, Alex	4	43	1	22
Baker, Coleman	2	17	0	18
Green, Daniel	2	15	1	8
Hughes, Justin	1	26	0	26
Berris, Willie	1	8	0	8
Totals	17	229	2	30

Punting	No.	Yds	Avg	Long	In20	TB
Taylor, Tate	3	123	41.0	47	2	0
Totals	3	123	41.0	47	2	0

	Punt			Kickoff			Intercept		
Returns	No	Yds	Lg	No	Yds	Lg	No	Yds	Lg
Broome, Alex	0	0	0	2	44	25	0	0	0
Berris, Willie	0	0	0	3	89	33	0	0	0
Totals	0	0	0	5	133	33	0	0	0

Field goals	Qtr	Time	Dist	Result

Kickoffs	No.	Yards	Avg	TB	OB
Young, Ryan	5	278	55.6	2	0

All-purpose	Run	Rcv	KR	PR	IR	Total
Dawson, Beau	0	120	0	0	0	120
Broome, Alex	27	43	44	0	0	114
Berris, Willie	0	8	89	0	0	97
Hughes, Justin	0	26	0	0	0	26

CPA

Rushing	No.	Gain	Loss	Net	TD	Lg	Avg
Patterson, L.	34	191	0	191	3	34	5.6
Law, Cade	25	170	2	168	1	23	6.7
Reid, Tyler	11	64	0	64	0	21	5.8
Hays, Will	1	6	0	6	0	6	6.0
TEAM	1	0	5	-5	0	0	-5.0
Totals	72	431	7	424	4	34	5.9

Passing	C-A-I	Yds	TD	Long	Sack
Law, Cade	5-6-0	36	1	11	0
Totals	5-6-0	36	1	11	0

Receiving	No.	Yards	TD	Long
Williford, Reid	3	22	0	9
Kail, Andersen	1	11	0	11
Reynolds, Cade	1	3	1	3
Totals	5	36	1	11

Punting	No.	Yds	Avg	Long	In20	TB
Seibert, Mac	2	48	24.0	53	0	0
Totals	2	48	24.0	53	0	0

	Punt			Kickoff			Intercept		
Returns	No	Yds	Lg	No	Yds	Lg	No	Yds	Lg
Beck, Parker	0	0	0	1	0	0	0	0	0
Reid, Tyler	0	0	0	2	16	9	0	0	0
Williford, Reid	0	0	0	0	0	0	1	7	7
Totals	0	0	0	3	16	9	1	7	7

Field goals	Qtr	Time	Dist	Result

Kickoffs	No.	Yards	Avg	TB	OB
Seibert, Mac	6	326	54.3	1	0

All-purpose	Run	Rcv	KR	PR	IR	Total
Patterson, L.	191	0	0	0	0	191
Law, Cade	168	0	0	0	0	168
Reid, Tyler	64	0	16	0	0	80
Williford, Reid	0	22	0	0	7	29

FUMBLES: Lipscomb Academy-None. CPA-Law, Cade 1-1.

Defensive Statistics (Final)
Lipscomb Academy vs CPA (Dec 03, 2020 at Cookeville, TN)

#	Lipscomb Academy	Solo	Ast	Total	Sacks-Yds	TFL-Yds	FF	FR-Yds	Int-Yds	BrUp	Blks	QBH
8	Taylor, Tate	9	6	12.0	-	-	-	-	-	-	-	-
1	Berris, Willie	5	6	8.0	-	-	-	-	-	-	-	-
2	Lyles, Jaden	4	6	7.0	-	-	-	1-0	-	-	-	-
6	Jackson, Jordan	4	6	7.0	-	-	1	-	-	-	-	-
15	Miller, Eli	2	8	6.0	-	-	-	-	-	-	-	-
33	High, Hunter	4	3	5.5	-	-	-	-	-	-	-	-
29	Fisher, Sam	1	7	4.5	-	0.5-1	-	-	-	-	-	-
98	Watkins, Tyrin	4	0	4.0	-	-	-	-	-	-	-	-
13	Bornstein, B.	2	4	4.0	-	-	-	-	-	-	-	-
30	Longwell, Bryan	1	6	4.0	-	0.5-1	-	-	-	1	-	-
45	Ford, Braden	2	1	2.5	-	-	-	-	-	-	-	-
77	Hardy, Will	2	1	2.5	-	-	-	-	-	-	-	-
9	Larkin, Zach	0	4	2.0	-	-	-	-	-	-	-	-
52	Solis, Brandon	1	1	1.5	-	-	-	-	-	-	-	-
22	Allen, Chase	0	3	1.5	-	-	-	-	-	-	-	-
58	Rubin, Josh	0	1	0.5	-	-	-	-	-	-	-	-
55	Page, Chazan	0	1	0.5	-	-	-	-	-	-	-	-
	Totals	41	64	73.0	0.0-0	1.0-2	1	1-0	0-0	1	0	0

#	CPA	Solo	Ast	Total	Sacks-Yds	TFL-Yds	FF	FR-Yds	Int-Yds	BrUp	Blks	QBH
4	Reid, Tyler	5	1	5.5	-	-	-	-	-	-	-	-
17	Reynolds, Cade	4	1	4.5	-	0.5-1	-	-	-	1	-	-
20	Williford, Reid	3	0	3.0	-	-	-	-	1-7	1	-	-
57	Stewart, Colin	2	2	3.0	1.0-2	1.5-3	-	-	-	-	-	1
7	Myers, Brewer	2	1	2.5	-	-	-	-	-	-	-	-
10	Patterson, L.	2	0	2.0	-	1.0-1	-	-	-	-	-	-
18	Whiteside, S.	1	2	2.0	-	-	-	-	-	-	-	-
19	Shipman, Scott	1	1	1.5	-	-	-	-	-	1	-	-
56	Collier, George	1	1	1.5	-	-	-	-	-	1	-	-
24	Hays, Will	1	0	1.0	-	-	-	-	-	-	-	-
87	Seibert, Mac	1	0	1.0	-	-	-	-	-	-	-	-
25	Webster, Drew	0	2	1.0	-	-	-	-	-	-	-	-
36	Dillard, Easton	0	1	0.5	-	-	-	-	-	-	-	-
	Totals	23	12	29.0	1.0-2	3.0-5	0	0-0	1-7	4	0	1

Drive Chart (By Team) (Final)
Lipscomb Academy vs CPA (Dec 03, 2020 at Cookeville, TN)

		Drive Started			Drive Ended			Consumed	
Team	Qtr	Spot	Time	Obtained	Spot	Time	How lost	Pl - Yds	TOP
LIPSCO	1st	L33	06:47	Kickoff	L36	05:28	Punt	3 - 3	1:19
LIPSCO		L40	03:07	Punt	L43	02:12	Punt	3 - 3	0:55
LIPSCO		C29	00:06	Fumble	C00	11:32	*TOUCHDOWN	4 - 29	0:34 .
LIPSCO	2nd	L28	06:38	Kickoff	L35	04:51	Punt	3 - 7	1:47
LIPSCO		L20	00:53	Kickoff	C17	00:00	End of half	7 - 63	0:53
LIPSCO	3rd	L36	11:52	Kickoff	C00	10:36	*TOUCHDOWN	5 - 64	1:16 .
LIPSCO		L45	04:59	Kickoff	C00	04:27	*TOUCHDOWN	4 - 55	0:32 .
LIPSCO	4th	C35	11:00	Punt	C00	09:49	*TOUCHDOWN	4 - 35	1:11
LIPSCO		C45	02:22	Kickoff	C45	02:16	Interception	1 - 0	0:06

Lipscomb Academy	1st Qtr	2nd Qtr	3rd Qtr	4th Qtr	1st Half	2nd Half	Total
Time of possession	02:27	03:20	02:01	01:26	05:47	03:27	09:14
3rd down conversions	0-2	2-3	0-0	1-1	2-5	1-1	3-6
Average field position	L48	L24	L40	C40	L38	L50	L43
4th down conversions	0-0	0-0	0-0	0-0	0-0	0-0	0-0

		Drive Started			Drive Ended			Consumed	
Team	Qtr	Spot	Time	Obtained	Spot	Time	How lost	Pl - Yds	TOP
CPA	1st	C20	12:00	Kickoff	L00	06:54	*TOUCHDOWN	10 - 80	5:06 .
CPA		C18	05:28	Punt	C22	03:07	Punt	3 - 4	2:21
CPA		C10	02:12	Punt	C29	00:06	Fumble	4 - 19	2:06
CPA	2nd	C17	11:31	Kickoff	L00	06:50	*TOUCHDOWN	10 - 83	4:41 .
CPA		C35	04:51	Punt	L00	00:53	*TOUCHDOWN	10 - 65	3:58 .
CPA	3rd	C20	10:36	Kickoff	L00	05:04	*TOUCHDOWN	12 - 80	5:32 .
CPA		C10	04:21	Kickoff	C40	11:00	Punt	9 - 30	5:21
CPA	4th	C26	09:45	Kickoff	L00	02:31	*TOUCHDOWN	15 - 74	7:14 .
CPA		C47	02:16	Interception	L39	00:00	End of half	5 - 14	2:16

CPA	1st Qtr	2nd Qtr	3rd Qtr	4th Qtr	1st Half	2nd Half	Total
Time of possession	09:33	08:40	09:59	10:34	18:13	20:33	38:46
3rd down conversions	1-2	1-1	2-2	3-5	2-3	5-7	7-10
Average field position	C16	C26	C15	C36	C20	C25	C22
4th down conversions	0-0	0-0	0-0	0-0	0-0	0-0	0-0

Drive Chart (By Quarter) (Final)
Lipscomb Academy vs CPA (Dec 03, 2020 at Cookeville, TN)

		Drive Started			Drive Ended			Consumed	
Team	Qtr	Spot	Time	Obtained	Spot	Time	How lost	Pl - Yds	TOP
CPA	1st	C20	12:00	Kickoff	L00	06:54	*TOUCHDOWN	10 - 80	5:06 .
LIPSCO		L33	06:47	Kickoff	L36	05:28	Punt	3 - 3	1:19
CPA		C18	05:28	Punt	C22	03:07	Punt	3 - 4	2:21
LIPSCO		L40	03:07	Punt	L43	02:12	Punt	3 - 3	0:55
CPA		C10	02:12	Punt	C29	00:06	Fumble	4 - 19	2:06
LIPSCO		C29	00:06	Fumble	C00	11:32	*TOUCHDOWN	4 - 29	0:34 .
CPA	2nd	C17	11:31	Kickoff	L00	06:50	*TOUCHDOWN	10 - 83	4:41 .
LIPSCO		L28	06:38	Kickoff	L35	04:51	Punt	3 - 7	1:47
CPA		C35	04:51	Punt	L00	00:53	*TOUCHDOWN	10 - 65	3:58 .
LIPSCO		L20	00:53	Kickoff	C17	00:00	End of half	7 - 63	0:53
LIPSCO	3rd	L36	11:52	Kickoff	C00	10:36	*TOUCHDOWN	5 - 64	1:16 .
CPA		C20	10:36	Kickoff	L00	05:04	*TOUCHDOWN	12 - 80	5:32 .
LIPSCO		L45	04:59	Kickoff	C00	04:27	*TOUCHDOWN	4 - 55	0:32 .
CPA		C10	04:21	Kickoff	C40	11:00	Punt	9 - 30	5:21
LIPSCO	4th	C35	11:00	Punt	C00	09:49	*TOUCHDOWN	4 - 35	1:11
CPA		C26	09:45	Kickoff	L00	02:31	*TOUCHDOWN	15 - 74	7:14 .
LIPSCO		C45	02:22	Kickoff	C45	02:16	Interception	1 - 0	0:06
CPA		C47	02:16	Interception	L39	00:00	End of half	5 - 14	2:16

Play-by-Play Summary (1st quarter)
Lipscomb Academy vs CPA (Dec 03, 2020 at Cookeville, TN)

Captains: CPA Maverick Rodriguez; LA Zach Larkin
CPA wins toss and chooses to receive; LA to defend south goal

1-10 Lipscomb 40 LIPSCOMB ball on LIPSCOMB40.
Young, Ryan kickoff 60 yards to the CPA0, touchback.

1-10	CPA 20	Law, Cade rush for 13 yards to the CPA33, 1ST DOWN CPA (Lyles, Jaden;Longwell, Bryan).	R1
1-10	CPA 33	Patterson, L. rush for 2 yards to the CPA35 (Taylor, Tate;Bornstein, B.).	
2-8	CPA 35	Patterson, L. rush for 9 yards to the CPA44, 1ST DOWN CPA (Berris, Willie;Fisher, Sam).	R2
1-10	CPA 44	Patterson, L. rush for 4 yards to the CPA48 (Taylor, Tate).	
2-6	CPA 48	Patterson, L. rush for 3 yards to the LIPSCOMB49 (Larkin, Zach;Hardy, Will).	
3-3	Lipscomb 49	Law, Cade rush for 3 yards to the LIPSCOMB46, 1ST DOWN CPA (Miller, Eli).	R3
1-10	Lipscomb 46	Patterson, L. rush for 18 yards to the LIPSCOMB28, 1ST DOWN CPA, out-of-bounds (Lyles, Jaden).	R4
1-10	Lipscomb 28	Reid, Tyler rush for 4 yards to the LIPSCOMB24 (Bornstein, B.).	
2-6	Lipscomb 24	Law, Cade rush for 20 yards to the LIPSCOMB4, 1ST DOWN CPA (Lyles, Jaden).	R5
1-G	Lipscomb 04	Patterson, L. rush for 4 yards to the LIPSCOMB0, TOUCHDOWN, clock 06:54.	
1-G	Lipscomb 03	Seibert, Mac kick attempt good.	

CPA 7, Lipscomb Academy 0

1-G	CPA 40	PENALTY LIPSCOMB sideline interference 5 yards to the CPA45.	

10 plays, 80 yards, 5:13

Seibert, Mac kickoff 49 yards to the LIPSCOMB6, Berris, Willie return 27 yards to the LIPSCOMB33 (Whiteside, S.;Shipman, Scott).

LIPSCOMB ACADEMY drive start at 06:47.

1-10 Lipscomb 33 Broome, Alex rush for 3 yards to the LIPSCOMB36 (Reynolds, Cade).
2-7 Lipscomb 36 Richesson, L. sacked for loss of 2 yards to the LIPSCOMB34 (Stewart, Colin).
3-9 Lipscomb 34 Richesson, L. pass complete to Ezell, Garner for 7 yards to the LIPSCOMB41, out-of-bounds (Reynolds, Cade).
4-2 Lipscomb 41 PENALTY LIPSCOMB delay of game 5 yards to the LIPSCOMB36.
4-7 Lipscomb 36 Taylor, Tate punt 46 yards to the CPA18, fair catch by Aiken, Drew.

3 plays, 3 yards, 1:19

CPA drive start at 05:28.

1-10	CPA 18	Reid, Tyler rush for no gain to the CPA18 (Larkin, Zach;Longwell, Bryan).
2-10	CPA 18	Reid, Tyler rush for 3 yards to the CPA21 (Lyles, Jaden;Miller, Eli).
3-7	CPA 21	Law, Cade rush for 1 yard to the CPA22 (Taylor, Tate).
4-6	CPA 22	Seibert, Mac punt 53 yards to the LIPSCOMB25, downed, PENALTY CPA personal foul (Hays, Will) 15 yards to the LIPSCOMB40, 1st and 10, LIPSCOMB ball on LIPSCOMB40.

3 plays, 4 yards, 2:21

LIPSCOMB ACADEMY drive start at 03:07.

1-10 Lipscomb 40 Richesson, L. pass incomplete (Collier, George).
2-10 Lipscomb 40 Richesson, L. rush for 3 yards to the LIPSCOMB43 (Stewart, Colin).
3-7 Lipscomb 43 Richesson, L. pass incomplete to Baker, Coleman.
4-7 Lipscomb 43 Taylor, Tate punt 47 yards to the CPA10, out-of-bounds.

3 plays, 3 yards, 0:55

CPA drive start at 02:12.

1-10	CPA 10	Reid, Tyler rush for 5 yards to the CPA15 (Solis, Brandon).	
2-5	CPA 15	Reid, Tyler rush for 6 yards to the CPA21, 1ST DOWN CPA (Berris, Willie;Miller, Eli).	R6
1-10	CPA 21	Patterson, L. rush for 5 yards to the CPA26 (Lyles, Jaden;Miller, Eli).	
2-5	CPA 26	Law, Cade rush for 3 yards to the CPA29, fumble forced by Jackson, Jordan, fumble by Law, Cade recovered by LIPSCOMB Lyles, Jaden at CPA29.	

4 plays, 19 yards, 2:06

LIPSCOMB ACADEMY drive start at 00:06.

1-10 CPA 29 Richesson, L. pass complete to Broome, Alex for 5 yards to the CPA24 (Patterson, L.).

END OF 1st QUARTER: CPA 7, Lipscomb Academy 0

		Time	1st Downs				Conversions				
Quarter Summary	Score	Poss	R	P	X	T	3rd	4th	Rushing	Passing	Penalties
Lipscomb Academy	0	02:20	0	0	0	0	0-2	0-0	3-4	2-4-0-12	2-10
CPA	7	09:40	6	0	0	6	1-2	0-0	17-103	0-0-0-0	1-15

Quickie Statistics (1st quarter)
Lipscomb Academy vs CPA (Dec 03, 2020 at Cookeville, TN)

	LIPSCOMB	CPA
Score	0	7
FIRST DOWNS	0	6
RUSHES-YARDS (NET)	3-4	17-103
PASSING YDS (NET)	12	0
Passes Att-Comp-Int	4-2-0	0-0-0
TOTAL OFFENSE PLAYS-YARDS	7-16	17-103
Fumble Returns-Yards	0-0	0-0
Punt Returns-Yards	0-0	0-0
Kickoff Returns-Yards	1-27	0-0
Interception Returns-Yards	0-0	0-0
Punts (Number-Avg)	2-46.5	1-53.0
Fumbles-Lost	0-0	1-1
Penalties-Yards	2-10	1-15
Possession Time	02:20	09:40
Third-Down Conversions	0 of 2	1 of 2
Fourth-Down Conversions	0 of 0	0 of 0

Lipscomb Academy

Rushing	No.	Gain	Loss	Net	TD	Lg	Avg
Broome, Alex	1	3	0	3	0	3	3.0
Richesson, L.	2	3	2	1	0	3	0.5

Passing	C-A-I	Yds	TD	Long	Sack
Richesson, L.	2-4-0	12	0	7	1

Receiving	No.	Yards	TD	Long
Dawson, Beau	1	7	0	7
Broome, Alex	1	5	0	5

Punting	No.	Yds	Avg	Long	In20	TB
Taylor, Tate	2	93	46.5	47	2	0

Punt Returns	No.	Yards	TD	Long

Kick Returns	No.	Yards	TD	Long
Berris, Willie	1	27	0	27

Tackles	UA-A	Total	Sacks	TFL
Lyles, Jaden	2-3	3.5	0.0	0.0
Taylor, Tate	2-1	2.5	0.0	0.0
Miller, Eli	1-3	2.5	0.0	0.0
Bornstein, B.	1-1	1.5	0.0	0.0

CPA

Rushing	No.	Gain	Loss	Net	TD	Lg	Avg
Patterson, L.	7	45	0	45	1	18	6.4
Law, Cade	5	40	0	40	0	20	8.0
Reid, Tyler	5	18	0	18	0	6	3.6

Passing	C-A-I	Yds	TD	Long	Sack

Receiving	No.	Yards	TD	Long

Punting	No.	Yds	Avg	Long	In20	TB
Seibert, Mac	1	53	53.0	53	0	0

Punt Returns	No.	Yards	TD	Long

Kick Returns	No.	Yards	TD	Long

Tackles	UA-A	Total	Sacks	TFL
Stewart, Colin	2-0	2.0	1.0	1.0
Reynolds, Cade	2-0	2.0	0.0	0.0
Patterson, L.	1-0	1.0	0.0	0.0
Shipman, Scott	0-1	0.5	0.0	0.0

Qtr	Time	Scoring Play	V-H
1st	06:54	CPA - Patterson, L. 4 yd run (Seibert, Mac kick), 10-80 5:13	0 - 7

Play-by-Play Summary (2nd quarter)
Lipscomb Academy vs CPA (Dec 03, 2020 at Cookeville, TN)

2-5	CPA 24	Start of 2nd quarter, clock 12:00.	
2-5	CPA 24	Broome, Alex rush for loss of 2 yards to the CPA26 (Reynolds, Cade;Stewart, Colin), PENALTY LIPSCOMB illegal block 10 yards to the CPA36.	
2-17	CPA 36	2nd and 17.	
2-17	CPA 36	Richesson, L. pass complete to Ezell, Garner for 28 yards to the CPA8, 1ST DOWN LIPSCOMB, out-of-bounds (Myers, Brewer).	P1
1-G	CPA 08	Richesson, L. pass complete to Green, Daniel for 8 yards to the CPA0, TOUCHDOWN, clock 11:32.	
1-G	CPA 03	Young, Ryan kick attempt good.	

CPA 7, Lipscomb Academy 7

4 plays, 29 yards, 0:35

Young, Ryan kickoff 43 yards to the CPA17, Beck, Parker return 0 yards to the CPA17, out-of-bounds.

CPA drive start at 11:31.

1-10	CPA 17	Patterson, L. rush for 1 yard to the CPA18 (High, Hunter).	
2-9	CPA 18	Law, Cade rush for 3 yards to the CPA21 (Fisher, Sam).	
3-6	CPA 21	Law, Cade pass complete to Williford, Reid for 7 yards to the CPA28, 1ST DOWN CPA (Berris, Willie).	P7
1-10	CPA 28	Reid, Tyler rush for 21 yards to the CPA49, 1ST DOWN CPA, out-of-bounds (High, Hunter).	R8
1-10	CPA 49	Patterson, L. rush for 1 yard to the 50 yardline (Ford, Braden).	
2-9	CPA 50	Patterson, L. rush for 34 yards to the LIPSCOMB16, 1ST DOWN CPA (Berris, Willie;Jackson, Jordan).	R9
1-10	Lipscomb 16	Law, Cade pass complete to Williford, Reid for 6 yards to the LIPSCOMB10, out-of-bounds (Berris, Willie).	
2-4	Lipscomb 10	Reid, Tyler rush for 5 yards to the LIPSCOMB5, 1ST DOWN CPA (Hardy, Will).	R10
1-G	Lipscomb 05	Law, Cade rush for 2 yards to the LIPSCOMB3 (Taylor, Tate).	
2-G	Lipscomb 03	Patterson, L. rush for 3 yards to the LIPSCOMB0, TOUCHDOWN, clock 06:50.	
1-G	Lipscomb 03	Seibert, Mac kick attempt good.	

CPA 14, Lipscomb Academy 7

10 plays, 83 yards, 4:53

Seibert, Mac kickoff 57 yards to the LIPSCOMB3, Broome, Alex return 25 yards to the LIPSCOMB28 (Reid, Tyler;Dillard, Easton).

LIPSCOMB ACADEMY drive start at 06:38.

1-10	Lipscomb 28	Richesson, L. pass complete to Hughes, Justin for 5 yards to the LIPSCOMB33, out-of-bounds (Kail, Andersen), PENALTY LIPSCOMB illegal formation 5 yards to the LIPSCOMB23, NO PLAY.	
1-15	Lipscomb 23	Richesson, L. pass complete to Berris, Willie for 8 yards to the LIPSCOMB31 (Reid, Tyler).	
2-7	Lipscomb 31	Richesson, L. pass complete to Ezell, Garner for 5 yards to the LIPSCOMB36 (Reid, Tyler).	
3-2	Lipscomb 36	Richesson, L. pass complete to Baker, Coleman for loss of 1 yard to the LIPSCOMB35 (Patterson, L.).	
4-3	Lipscomb 35	Taylor, Tate punt 30 yards to the CPA35, downed.	

3 plays, 7 yards, 1:47

CPA drive start at 04:51.

1-10	CPA 35	Law, Cade rush for 4 yards to the CPA39 (Jackson, Jordan;Miller, Eli), PENALTY CPA holding (Enoch, David) 10 yards to the CPA29.	
1-16	CPA 29	1st and 16.	
1-16	CPA 29	Reid, Tyler rush for 2 yards to the CPA31 (Taylor, Tate;Fisher, Sam).	
2-14	CPA 31	Timeout CPA, clock 03:50.	
2-14	CPA 31	Law, Cade rush for 23 yards to the LIPSCOMB46, 1ST DOWN CPA, out-of-bounds (Jackson, Jordan).	R11
1-10	Lipscomb 46	Patterson, L. rush for 6 yards to the LIPSCOMB40 (Watkins, Tyrin).	
2-4	Lipscomb 40	Law, Cade rush for 4 yards to the LIPSCOMB36, 1ST DOWN CPA (Miller, Eli).	R12
1-10	Lipscomb 36	Law, Cade pass complete to Kail, Andersen for 11 yards to the LIPSCOMB25, 1ST DOWN CPA (Lyles, Jaden).	P13
1-10	Lipscomb 25	Hays, Will rush for 6 yards to the LIPSCOMB19 (Taylor, Tate;Larkin, Zach).	
2-4	Lipscomb 19	Patterson, L. rush for 17 yards to the LIPSCOMB2, 1ST DOWN CPA, out-of-bounds (Berris, Willie).	R14
1-G	Lipscomb 02	Patterson, L. rush for 1 yard to the LIPSCOMB1 (Jackson, Jordan;Lyles, Jaden).	
2-G	Lipscomb 01	Timeout Lipscomb Academy, clock 00:57.	
2-G	Lipscomb 01	Patterson, L. rush for 1 yard to the LIPSCOMB0, TOUCHDOWN, clock 00:53.	
1-G	Lipscomb 03	Seibert, Mac kick attempt good.	

CPA 21, Lipscomb Academy 7

10 plays, 65 yards, 3:58

Seibert, Mac kickoff 60 yards to the LIPSCOMB0, touchback.

LIPSCOMB ACADEMY drive start at 00:53.

1-10	Lipscomb 20	Richesson, L. pass incomplete to Ezell, Garner (Shipman, Scott).	
2-10	Lipscomb 20	Richesson, L. rush for 3 yards to the LIPSCOMB23 (Collier, George).	
3-7	Lipscomb 23	Timeout Lipscomb Academy, clock 00:36.	
3-7	Lipscomb 23	Richesson, L. pass complete to Ezell, Garner for 17 yards to the LIPSCOMB40, 1ST DOWN	P2

Play-by-Play Summary (2nd quarter)
Lipscomb Academy vs CPA (Dec 03, 2020 at Cookeville, TN)

		LIPSCOMB, out-of-bounds (Myers, Brewer).	
1-10	Lipscomb 40	Richesson, L. pass complete to Broome, Alex for 13 yards to the CPA47, 1ST DOWN LIPSCOMB (Williford, Reid).	P3
1-10	CPA 47	Timeout Lipscomb Academy, clock 00:21.	
1-10	CPA 47	Richesson, L. pass incomplete to Hughes, Justin (Williford, Reid).	
2-10	CPA 47	Timeout CPA, clock 00:12.	
2-10	CPA 47	Richesson, L. pass incomplete to Ezell, Garner, QB hurry by Stewart, Colin.	
3-10	CPA 47	Richesson, L. pass complete to Ezell, Garner for 30 yards to the CPA17, 1ST DOWN LIPSCOMB (Williford, Reid).	P4
		End of half, clock 00:00.	

7 plays, 63 yards, 0:53

END OF 2nd QUARTER: CPA 21, Lipscomb Academy 7

Quarter Summary	Score	Time Poss	1st Downs R	P	X	T	Conversions 3rd	4th	Rushing	Passing	Penalties
Lipscomb Academy	7	03:09	0	4	0	4	2-3	0-0	2-1	8-11-0-108	2-15
CPA	14	08:51	6	2	0	8	1-1	0-0	17-134	3-3-0-24	1-10

Quickie Statistics (Halftime)
Lipscomb Academy vs CPA (Dec 03, 2020 at Cookeville, TN)

	LIPSCOMB	CPA
Score	7	21
FIRST DOWNS	4	14
RUSHES-YARDS (NET)	5-5	34-237
PASSING YDS (NET)	120	24
Passes Att-Comp-Int	15-10-0	3-3-0
TOTAL OFFENSE PLAYS-YARDS	20-125	37-261
Fumble Returns-Yards	0-0	0-0
Punt Returns-Yards	0-0	0-0
Kickoff Returns-Yards	2-52	1-0
Interception Returns-Yards	0-0	0-0
Punts (Number-Avg)	3-41.0	1-53.0
Fumbles-Lost	0-0	1-1
Penalties-Yards	4-25	2-25
Possession Time	05:29	18:31
Third-Down Conversions	2 of 5	2 of 3
Fourth-Down Conversions	0 of 0	0 of 0

Lipscomb Academy

Rushing	No.	Gain	Loss	Net	TD	Lg	Avg
Richesson, L.	3	6	2	4	0	3	1.3
Broome, Alex	2	3	2	1	0	3	0.5

Passing	C-A-I	Yds	TD	Long	Sack
Richesson, L.	10-15-0	120	1	30	1

Receiving	No.	Yards	TD	Long
Dawson, Beau	5	87	0	30
Broome, Alex	2	18	0	13
Green, Daniel	1	8	1	8
Berris, Willie	1	8	0	8

Punting	No.	Yds	Avg	Long	In20	TB
Taylor, Tate	3	123	41.0	47	2	0

Punt Returns	No.	Yards	TD	Long

Kick Returns	No.	Yards	TD	Long
Broome, Alex	1	25	0	25
Berris, Willie	1	27	0	27

Tackles	UA-A	Total	Sacks	TFL
Lyles, Jaden	3-4	5.0	0.0	0.0
Taylor, Tate	3-3	4.5	0.0	0.0
Berris, Willie	3-3	4.5	0.0	0.0
Miller, Eli	2-4	4.0	0.0	0.0

CPA

Rushing	No.	Gain	Loss	Net	TD	Lg	Avg
Patterson, L.	15	109	0	109	3	34	7.3
Law, Cade	10	76	0	76	0	23	7.6
Reid, Tyler	8	46	0	46	0	21	5.8
Hays, Will	1	6	0	6	0	6	6.0

Passing	C-A-I	Yds	TD	Long	Sack
Law, Cade	3-3-0	24	0	11	0

Receiving	No.	Yards	TD	Long
Williford, Reid	2	13	0	7
Kail, Andersen	1	11	0	11

Punting	No.	Yds	Avg	Long	In20	TB
Seibert, Mac	1	53	53.0	53	0	0

Punt Returns	No.	Yards	TD	Long

Kick Returns	No.	Yards	TD	Long
Beck, Parker	1	0	0	0

Tackles	UA-A	Total	Sacks	TFL
Reynolds, Cade	2-1	2.5	0.0	0.5
Reid, Tyler	2-1	2.5	0.0	0.0
Stewart, Colin	2-1	2.5	1.0	1.5
Patterson, L.	2-0	2.0	0.0	1.0

Qtr	Time	Scoring Play	V-H
1st	06:54	CPA - Patterson, L. 4 yd run (Seibert, Mac kick), 10-80 5:13	0 - 7
2nd	11:32	LIPSCOMB - Green, Daniel 8 yd pass from Richesson, L. (Young, Ryan kick), 4-29 0:35	7 - 7
	06:50	CPA - Patterson, L. 3 yd run (Seibert, Mac kick), 10-83 4:53	7 - 14
	00:53	CPA - Patterson, L. 1 yd run (Seibert, Mac kick), 10-65 3:58	7 - 21

Play-by-Play Summary (3rd quarter)
Lipscomb Academy vs CPA (Dec 03, 2020 at Cookeville, TN)

Start of 3rd quarter, clock 12:00.

1-10	CPA 17	CPA ball on CPA40.	
		Seibert, Mac kickoff 53 yards to the LIPSCOMB7, Berris, Willie return 29 yards to the LIPSCOMB36 (Whiteside, S.;Webster, Drew).	

LIPSCOMB ACADEMY drive start at 11:52.

1-10	Lipscomb 36	Richesson, L. rush for 22 yards to the CPA42, 1ST DOWN LIPSCOMB (Reynolds, Cade).	R5
1-10	CPA 42	Richesson, L. pass complete to Baker, Coleman for 18 yards to the CPA24, 1ST DOWN LIPSCOMB (Reynolds, Cade).	P6
1-10	CPA 24	Richesson, L. pass complete to Ezell, Garner for 11 yards to the CPA13, 1ST DOWN LIPSCOMB, out-of-bounds (Hays, Will).	P7
1-10	CPA 13	Richesson, L. pass incomplete to Hughes, Justin, PENALTY LIPSCOMB ineligible downfield on pass (Rogers, Evan) 5 yards to the CPA18, NO PLAY.	
1-15	CPA 18	Broome, Alex rush for 14 yards to the CPA4, out-of-bounds (Reid, Tyler).	
2-1	CPA 04	Broome, Alex rush for 4 yards to the CPA0, 1ST DOWN LIPSCOMB, TOUCHDOWN, clock 10:36.	R8
1-G	CPA 03	Young, Ryan kick attempt good.	

CPA 21, Lipscomb Academy 14

5 plays, 64 yards, 1:16

Young, Ryan kickoff 60 yards to the CPA0, touchback.

CPA drive start at 10:36.

1-10	CPA 20	Patterson, L. rush for 6 yards to the CPA26 (Watkins, Tyrin).	
2-4	CPA 26	Law, Cade rush for 21 yards to the CPA47, 1ST DOWN CPA, out-of-bounds (Taylor, Tate).	R15
1-10	CPA 47	Patterson, L. rush for 4 yards to the LIPSCOMB49 (Taylor, Tate;Longwell, Bryan).	
2-6	Lipscomb 49	Law, Cade rush for 7 yards to the LIPSCOMB42, 1ST DOWN CPA, out-of-bounds (Lyles, Jaden).	R16
1-10	Lipscomb 42	Patterson, L. rush for 7 yards to the LIPSCOMB35 (Berris, Willie;Allen, Chase).	
2-3	Lipscomb 35	Reid, Tyler rush for 5 yards to the LIPSCOMB30, 1ST DOWN CPA (Longwell, Bryan).	R17
1-10	Lipscomb 30	Timeout CPA, clock 07:43.	
1-10	Lipscomb 30	Reid, Tyler rush for 9 yards to the LIPSCOMB21, out-of-bounds (Lyles, Jaden;Allen, Chase).	
2-1	Lipscomb 21	Patterson, L. rush for 3 yards to the LIPSCOMB18, 1ST DOWN CPA (Taylor, Tate;Solis, Brandon).	R18
1-10	Lipscomb 18	Law, Cade rush for 16 yards to the LIPSCOMB2, out-of-bounds (Berris, Willie), PENALTY CPA face mask off-setting, PENALTY LIPSCOMB face mask off-setting, NO PLAY, PENALTY LIPSCOMB personal foul 9 yards to the LIPSCOMB9, NO PLAY.	
1-1	Lipscomb 09	Patterson, L. rush for 5 yards to the LIPSCOMB4, 1ST DOWN CPA (Hardy, Will).	R19
1-G	Lipscomb 04	Patterson, L. rush for 3 yards to the LIPSCOMB1 (Taylor, Tate).	
2-G	Lipscomb 01	Patterson, L. rush for no gain to the LIPSCOMB1 (High, Hunter;Fisher, Sam).	
3-G	Lipscomb 01	Law, Cade rush for 1 yard to the LIPSCOMB0, TOUCHDOWN, clock 05:04.	
1-G	Lipscomb 03	Seibert, Mac kick attempt good.	

CPA 28, Lipscomb Academy 14

1-G	CPA 40	PENALTY CPA personal foul (Dams, Spencer) 15 yards to the CPA25.	
		Seibert, Mac kickoff 30 yards to the LIPSCOMB45, out-of-bounds, PENALTY CPA illegal procedure (Seibert, Mac) 5 yards to the CPA20, NO PLAY.	

12 plays, 80 yards, 5:37

Seibert, Mac kickoff 54 yards to the LIPSCOMB26, Broome, Alex return 19 yards to the LIPSCOMB45 (Webster, Drew;Stewart, Colin).

LIPSCOMB ACADEMY drive start at 04:59.

1-10	Lipscomb 45	Richesson, L. pass complete to Ezell, Garner for 22 yards to the CPA33, 1ST DOWN LIPSCOMB, out-of-bounds (Williford, Reid).	P9
1-10	CPA 33	Richesson, L. pass complete to Hughes, Justin for 26 yards to the CPA7, 1ST DOWN LIPSCOMB (Reid, Tyler).	P10
1-G	CPA 07	Broome, Alex rush for 3 yards to the CPA4 (Reid, Tyler), PENALTY CPA face mask (Reynolds, Cade) 2 yards to the CPA2.	
1-G	CPA 02	1st and 2.	
1-G	CPA 02	Broome, Alex rush for 2 yards to the CPA0, TOUCHDOWN, clock 04:27.	
1-G	CPA 03	Young, Ryan kick attempt good.	

CPA 28, Lipscomb Academy 21

4 plays, 55 yards, 0:38

Young, Ryan kickoff 59 yards to the CPA1, Reid, Tyler return 9 yards to the CPA10 (Bornstein, B.;Ford, Braden).

CPA drive start at 04:21.

1-10	CPA 10	Law, Cade rush for 11 yards to the CPA21, 1ST DOWN CPA (Jackson, Jordan).	R20
1-10	CPA 21	Reid, Tyler rush for 4 yards to the CPA25 (Bornstein, B.).	
2-6	CPA 25	Patterson, L. rush for 7 yards to the CPA32, 1ST DOWN CPA (Jackson, Jordan).	R21
1-10	CPA 32	Law, Cade rush for 4 yards to the CPA36 (Watkins, Tyrin).	
2-6	CPA 36	Law, Cade rush for 5 yards to the CPA41 (Bornstein, B.;Fisher, Sam).	
3-1	CPA 41	Law, Cade rush for 2 yards to the CPA43, 1ST DOWN CPA (Berris, Willie;High, Hunter).	R22
1-10	CPA 43	Patterson, L. rush for 1 yard to the CPA44 (Miller, Eli;Fisher, Sam).	

END OF 3rd QUARTER: CPA 28, Lipscomb Academy 21

Play-by-Play Summary (3rd quarter)
Lipscomb Academy vs CPA (Dec 03, 2020 at Cookeville, TN)

		Time	1st Downs				Conversions				
Quarter Summary	Score	Poss	R	P	X	T	3rd	4th	Rushing	Passing	Penalties
Lipscomb Academy	14	01:54	2	4	0	6	0-0	0-0	5-45	4-4-0-77	2-14
CPA	7	09:58	8	0	0	8	1-1	0-0	19-105	0-0-0-0	3-22

Quickie Statistics (3rd quarter)
Lipscomb Academy vs CPA (Dec 03, 2020 at Cookeville, TN)

	LIPSCOMB	CPA
Score	21	28
FIRST DOWNS	10	22
RUSHES-YARDS (NET)	10-50	53-342
PASSING YDS (NET)	197	24
Passes Att-Comp-Int	19-14-0	3-3-0
TOTAL OFFENSE PLAYS-YARDS	29-247	56-366
Fumble Returns-Yards	0-0	0-0
Punt Returns-Yards	0-0	0-0
Kickoff Returns-Yards	4-100	2-9
Interception Returns-Yards	0-0	0-0
Punts (Number-Avg)	3-41.0	1-53.0
Fumbles-Lost	0-0	1-1
Penalties-Yards	6-39	5-47
Possession Time	07:23	28:29
Third-Down Conversions	2 of 5	4 of 5
Fourth-Down Conversions	0 of 0	0 of 0

Lipscomb Academy

Rushing	No.	Gain	Loss	Net	TD	Lg	Avg
Richesson, L.	4	28	2	26	0	22	6.5
Broome, Alex	6	26	2	24	2	14	4.0

Passing	C-A-I	Yds	TD	Long	Sack
Richesson, L.	14-19-0	197	1	30	1

Receiving	No.	Yards	TD	Long
Dawson, Beau	7	120	0	30
Broome, Alex	2	18	0	13
Baker, Coleman	2	17	0	18
Hughes, Justin	1	26	0	26

Punting	No.	Yds	Avg	Long	In20	TB
Taylor, Tate	3	123	41.0	47	2	0

Punt Returns	No.	Yards	TD	Long

Kick Returns	No.	Yards	TD	Long
Broome, Alex	2	44	0	25
Berris, Willie	2	56	0	29

Tackles	UA-A	Total	Sacks	TFL
Taylor, Tate	5-5	7.5	0.0	0.0
Lyles, Jaden	4-5	6.5	0.0	0.0
Jackson, Jordan	4-3	5.5	0.0	0.0
Berris, Willie	3-5	5.5	0.0	0.0

CPA

Rushing	No.	Gain	Loss	Net	TD	Lg	Avg
Patterson, L.	24	145	0	145	3	34	6.0
Law, Cade	17	127	0	127	1	23	7.5
Reid, Tyler	11	64	0	64	0	21	5.8
Hays, Will	1	6	0	6	0	6	6.0

Passing	C-A-I	Yds	TD	Long	Sack
Law, Cade	3-3-0	24	0	11	0

Receiving	No.	Yards	TD	Long
Williford, Reid	2	13	0	7
Kail, Andersen	1	11	0	11

Punting	No.	Yds	Avg	Long	In20	TB
Seibert, Mac	1	53	53.0	53	0	0

Punt Returns	No.	Yards	TD	Long

Kick Returns	No.	Yards	TD	Long
Reid, Tyler	1	9	0	9
Beck, Parker	1	0	0	0

Tackles	UA-A	Total	Sacks	TFL
Reid, Tyler	5-1	5.5	0.0	0.0
Reynolds, Cade	4-1	4.5	0.0	0.5
Williford, Reid	3-0	3.0	0.0	0.0
Stewart, Colin	2-2	3.0	1.0	1.5

Qtr	Time	Scoring Play	V-H
1st	06:54	CPA - Patterson, L. 4 yd run (Seibert, Mac kick), 10-80 5:13	0 - 7
2nd	11:32	LIPSCOMB - Green, Daniel 8 yd pass from Richesson, L. (Young, Ryan kick), 4-29 0:35	7 - 7
	06:50	CPA - Patterson, L. 3 yd run (Seibert, Mac kick), 10-83 4:53	7 - 14
	00:53	CPA - Patterson, L. 1 yd run (Seibert, Mac kick), 10-65 3:58	7 - 21
3rd	10:36	LIPSCOMB - Broome, Alex 4 yd run (Young, Ryan kick), 5-64 1:16	14 - 21
	05:04	CPA - Law, Cade 1 yd run (Seibert, Mac kick), 12-80 5:37	14 - 28
	04:27	LIPSCOMB - Broome, Alex 2 yd run (Young, Ryan kick), 4-55 0:38	21 - 28

Play-by-Play Summary (4th quarter)
Lipscomb Academy vs CPA (Dec 03, 2020 at Cookeville, TN)

2-9	CPA 44	Start of 4th quarter, clock 12:00.	
2-9	CPA 44	Law, Cade rush for 5 yards to the CPA49, out-of-bounds (Miller, Eli), PENALTY CPA holding (Enoch, David) 10 yards to the CPA34, NO PLAY.	
2-19	CPA 34	Law, Cade pass incomplete to Patterson, L. (Longwell, Bryan).	
3-19	CPA 34	Law, Cade rush for 6 yards to the CPA40.	
4-13	CPA 40	Seibert, Mac punt -5 yards to the CPA35, downed.	

9 plays, 30 yards, 5:21

LIPSCOMB ACADEMY drive start at 11:00.

1-10	CPA 35	Broome, Alex rush for 3 yards to the CPA32 (Myers, Brewer;Collier, George).	
2-7	CPA 32	Richesson, L. pass complete to Broome, Alex for 3 yards to the CPA29, out-of-bounds (Shipman, Scott).	
3-4	CPA 29	Richesson, L. pass complete to Green, Daniel for 7 yards to the CPA22, 1ST DOWN LIPSCOMB (Whiteside, S.).	P11
1-10	CPA 22	Richesson, L. pass complete to Broome, Alex for 22 yards to the CPA0, 1ST DOWN LIPSCOMB, TOUCHDOWN, clock 09:49.	P12
1-G	CPA 03	PENALTY LIPSCOMB false start 5 yards to the CPA8.	
1-G	CPA 08	PENALTY CPA encroachment 4 yards to the CPA4.	
1-G	CPA 04	Young, Ryan kick attempt good.	

CPA 28, Lipscomb Academy 28

1-G	Lipscomb 40	PENALTY LIPSCOMB unsportsmanlike conduct (Green, Daniel) 15 yards to the LIPSCOMB25.	

4 plays, 35 yards, 1:15

Young, Ryan kickoff 56 yards to the CPA19, Reid, Tyler return 7 yards to the CPA26 (Ford, Braden).

CPA drive start at 09:45.

1-10	CPA 26	Law, Cade rush for 6 yards to the CPA32 (Miller, Eli;Longwell, Bryan).	
2-4	CPA 32	Patterson, L. rush for 4 yards to the CPA36, 1ST DOWN CPA (Larkin, Zach;Miller, Eli).	R23
1-10	CPA 36	Patterson, L. rush for 3 yards to the CPA39 (Watkins, Tyrin).	
2-7	CPA 39	Law, Cade rush for loss of 2 yards to the CPA37 (Fisher, Sam;Longwell, Bryan).	
3-9	CPA 37	Law, Cade rush for 18 yards to the LIPSCOMB45, 1ST DOWN CPA, out-of-bounds (Taylor, Tate).	R24
1-10	Lipscomb 45	Patterson, L. rush for 3 yards to the LIPSCOMB42 (Taylor, Tate).	
2-7	Lipscomb 42	Patterson, L. rush for 9 yards to the LIPSCOMB33, 1ST DOWN CPA (Berris, Willie;Bornstein, B.).	R25
1-10	Lipscomb 33	Law, Cade rush for 5 yards to the LIPSCOMB28 (Jackson, Jordan;Allen, Chase).	
2-5	Lipscomb 28	Patterson, L. rush for 4 yards to the LIPSCOMB24 (High, Hunter;Rubin, Josh).	
3-1	Lipscomb 24	Law, Cade pass complete to Williford, Reid for 9 yards to the LIPSCOMB15, 1ST DOWN CPA, out-of-bounds (Berris, Willie).	P26
1-10	Lipscomb 15	Law, Cade rush for 5 yards to the LIPSCOMB10 (Taylor, Tate).	
2-5	Lipscomb 10	Patterson, L. rush for 4 yards to the LIPSCOMB6 (Jackson, Jordan;Fisher, Sam).	
3-1	Lipscomb 06	Law, Cade rush for 1 yard to the LIPSCOMB5, 1ST DOWN CPA (High, Hunter).	R27
1-G	Lipscomb 05	Law, Cade rush for 2 yards to the LIPSCOMB3 (Page, Chazan;Miller, Eli).	
2-G	Lipscomb 03	Timeout Lipscomb Academy, clock 02:35.	
2-G	Lipscomb 03	Law, Cade pass complete to Reynolds, Cade for 3 yards to the LIPSCOMB0, TOUCHDOWN, clock 02:31.	
1-G	Lipscomb 03	Seibert, Mac kick attempt good.	

CPA 35, Lipscomb Academy 28

1-G	CPA 40	PENALTY CPA unsportsmanlike conduct (Reynolds, Cade) 15 yards to the CPA25.	

15 plays, 74 yards, 7:23

Seibert, Mac kickoff 53 yards to the LIPSCOMB22, Berris, Willie return 33 yards to the CPA45, out-of-bounds (Seibert, Mac).

LIPSCOMB ACADEMY drive start at 02:22.

1-10	CPA 45	Richesson, L. pass intercepted by Williford, Reid at the CPA40, Williford, Reid return 7 yards to the CPA47 (Berris, Willie) (Reynolds, Cade).	

1 play, 0 yards, 0:06

CPA drive start at 02:16.

1-10	CPA 47	Patterson, L. rush for 8 yards to the LIPSCOMB45 (High, Hunter).	
2-2	Lipscomb 45	Timeout Lipscomb Academy, clock 02:08.	
2-2	Lipscomb 45	Patterson, L. rush for 2 yards to the LIPSCOMB43, 1ST DOWN CPA (Taylor, Tate).	R28
1-10	Lipscomb 43	Timeout Lipscomb Academy, clock 02:02.	
1-10	Lipscomb 43	Patterson, L. rush for 5 yards to the LIPSCOMB38 (Jackson, Jordan;Longwell, Bryan).	
2-5	Lipscomb 38	Patterson, L. rush for 4 yards to the LIPSCOMB34 (Lyles, Jaden;Taylor, Tate).	
3-1	Lipscomb 34	TEAM rush for loss of 5 yards to the LIPSCOMB39.	
		End of game, clock 00:00.	

5 plays, 14 yards, 2:16

FINAL SCORE: CPA 35, Lipscomb Academy 28

Play-by-Play Summary (4th quarter)
Lipscomb Academy vs CPA (Dec 03, 2020 at Cookeville, TN)

		Time	1st Downs				Conversions				
Quarter Summary	Score	Poss	R	P	X	T	3rd	4th	Rushing	Passing	Penalties
Lipscomb Academy	7	01:21	0	2	0	2	1-1	0-0	1-3	3-4-1-32	2-20
CPA	7	10:39	5	1	0	6	3-5	0-0	19-82	2-3-0-12	3-29

Quickie Statistics (4th quarter)
Lipscomb Academy vs CPA (Dec 03, 2020 at Cookeville, TN)

	LIPSCOMB	CPA
Score	28	35
FIRST DOWNS	12	28
RUSHES-YARDS (NET)	11-53	72-424
PASSING YDS (NET)	229	36
Passes Att-Comp-Int	23-17-1	6-5-0
TOTAL OFFENSE PLAYS-YARDS	34-282	78-460
Fumble Returns-Yards	0-0	0-0
Punt Returns-Yards	0-0	0-0
Kickoff Returns-Yards	5-133	3-16
Interception Returns-Yards	0-0	1-7
Punts (Number-Avg)	3-41.0	2-24.0
Fumbles-Lost	0-0	1-1
Penalties-Yards	8-59	8-76
Possession Time	08:44	39:08
Third-Down Conversions	3 of 6	7 of 10
Fourth-Down Conversions	0 of 0	0 of 0

Lipscomb Academy

Rushing	No.	Gain	Loss	Net	TD	Lg	Avg
Broome, Alex	7	29	2	27	2	14	3.9
Richesson, L.	4	28	2	26	0	22	6.5

Passing	C-A-I	Yds	TD	Long	Sack
Richesson, L.	17-23-1	229	2	30	1

Receiving	No.	Yards	TD	Long
Dawson, Beau	7	120	0	30
Broome, Alex	4	43	1	22
Baker, Coleman	2	17	0	18
Green, Daniel	2	15	1	8

Punting	No.	Yds	Avg	Long	In20	TB
Taylor, Tate	3	123	41.0	47	2	0

Punt Returns	No.	Yards	TD	Long

Kick Returns	No.	Yards	TD	Long
Berris, Willie	3	89	0	33
Broome, Alex	2	44	0	25

Tackles	UA-A	Total	Sacks	TFL
Taylor, Tate	9-6	12.0	0.0	0.0
Berris, Willie	5-6	8.0	0.0	0.0
Jackson, Jordan	4-6	7.0	0.0	0.0
Lyles, Jaden	4-6	7.0	0.0	0.0

CPA

Rushing	No.	Gain	Loss	Net	TD	Lg	Avg
Patterson, L.	34	191	0	191	3	34	5.6
Law, Cade	25	170	2	168	1	23	6.7
Reid, Tyler	11	64	0	64	0	21	5.8
Hays, Will	1	6	0	6	0	6	6.0

Passing	C-A-I	Yds	TD	Long	Sack
Law, Cade	5-6-0	36	1	11	0

Receiving	No.	Yards	TD	Long
Williford, Reid	3	22	0	9
Kail, Andersen	1	11	0	11
Reynolds, Cade	1	3	1	3

Punting	No.	Yds	Avg	Long	In20	TB
Seibert, Mac	2	48	24.0	53	0	0

Punt Returns	No.	Yards	TD	Long

Kick Returns	No.	Yards	TD	Long
Reid, Tyler	2	16	0	9
Beck, Parker	1	0	0	0

Tackles	UA-A	Total	Sacks	TFL
Reid, Tyler	5-1	5.5	0.0	0.0
Reynolds, Cade	4-1	4.5	0.0	0.5
Williford, Reid	3-0	3.0	0.0	0.0
Stewart, Colin	2-2	3.0	1.0	1.5

Qtr	Time	Scoring Play	V-H
1st	06:54	CPA - Patterson, L. 4 yd run (Seibert, Mac kick), 10-80 5:13	0 - 7
2nd	11:32	LIPSCOMB - Green, Daniel 8 yd pass from Richesson, L. (Young, Ryan kick), 4-29 0:35	7 - 7
	06:50	CPA - Patterson, L. 3 yd run (Seibert, Mac kick), 10-83 4:53	7 - 14
	00:53	CPA - Patterson, L. 1 yd run (Seibert, Mac kick), 10-65 3:58	7 - 21
3rd	10:36	LIPSCOMB - Broome, Alex 4 yd run (Young, Ryan kick), 5-64 1:16	14 - 21
	05:04	CPA - Law, Cade 1 yd run (Seibert, Mac kick), 12-80 5:37	14 - 28
	04:27	LIPSCOMB - Broome, Alex 2 yd run (Young, Ryan kick), 4-55 0:38	21 - 28
4th	09:49	LIPSCOMB - Broome, Alex 22 yd pass from Richesson, L. (Young, Ryan kick), 4-35 1:15	28 - 28
	02:31	CPA - Reynolds, Cade 3 yd pass from Law, Cade (Seibert, Mac kick), 15-74 7:23	28 - 35

Quickie Statistics (Final)
Lipscomb Academy vs CPA (Dec 03, 2020 at Cookeville, TN)

	LIPSCOMB	CPA
Score	28	35
FIRST DOWNS	12	28
RUSHES-YARDS (NET)	11-53	72-424
PASSING YDS (NET)	229	36
Passes Att-Comp-Int	23-17-1	6-5-0
TOTAL OFFENSE PLAYS-YARDS	34-282	78-460
Fumble Returns-Yards	0-0	0-0
Punt Returns-Yards	0-0	0-0
Kickoff Returns-Yards	5-133	3-16
Interception Returns-Yards	0-0	1-7
Punts (Number-Avg)	3-41.0	2-24.0
Fumbles-Lost	0-0	1-1
Penalties-Yards	8-59	8-76
Possession Time	09:14	38:46
Third-Down Conversions	3 of 6	7 of 10
Fourth-Down Conversions	0 of 0	0 of 0
Red-Zone Scores-Chances	3-3	5-5

Lipscomb Academy

Rushing	No.	Gain	Loss	Net	TD	Lg	Avg
Broome, Alex	7	29	2	27	2	14	3.9
Richesson, L.	4	28	2	26	0	22	6.5

Passing	C-A-I	Yds	TD	Long	Sack
Richesson, L.	17-23-1	229	2	30	1

Receiving	No.	Yards	TD	Long
Dawson, Beau	7	120	0	30
Broome, Alex	4	43	1	22
Baker, Coleman	2	17	0	18
Green, Daniel	2	15	1	8

Punting	No.	Yds	Avg	Long	In20	TB
Taylor, Tate	3	123	41.0	47	2	0

Punt Returns	No.	Yards	TD	Long

Kick Returns	No.	Yards	TD	Long
Berris, Willie	3	89	0	33
Broome, Alex	2	44	0	25

Tackles	UA-A	Total	Sacks	TFL
Taylor, Tate	9-6	12.0	0.0	0.0
Berris, Willie	5-6	8.0	0.0	0.0
Jackson, Jordan	4-6	7.0	0.0	0.0
Lyles, Jaden	4-6	7.0	0.0	0.0

CPA

Rushing	No.	Gain	Loss	Net	TD	Lg	Avg
Patterson, L.	34	191	0	191	3	34	5.6
Law, Cade	25	170	2	168	1	23	6.7
Reid, Tyler	11	64	0	64	0	21	5.8
Hays, Will	1	6	0	6	0	6	6.0

Passing	C-A-I	Yds	TD	Long	Sack
Law, Cade	5-6-0	36	1	11	0

Receiving	No.	Yards	TD	Long
Williford, Reid	3	22	0	9
Kail, Andersen	1	11	0	11
Reynolds, Cade	1	3	1	3

Punting	No.	Yds	Avg	Long	In20	TB
Seibert, Mac	2	48	24.0	53	0	0

Punt Returns	No.	Yards	TD	Long

Kick Returns	No.	Yards	TD	Long
Reid, Tyler	2	16	0	9
Beck, Parker	1	0	0	0

Tackles	UA-A	Total	Sacks	TFL
Reid, Tyler	5-1	5.5	0.0	0.0
Reynolds, Cade	4-1	4.5	0.0	0.5
Williford, Reid	3-0	3.0	0.0	0.0
Stewart, Colin	2-2	3.0	1.0	1.5

Qtr	Time	Scoring Play	V-H
1st	06:54	CPA - Patterson, L. 4 yd run (Seibert, Mac kick), 10-80 5:06	0 - 7
2nd	11:32	LIPSCOMB - Green, Daniel 8 yd pass from Richesson, L. (Young, Ryan kick), 4-29 0:34	7 - 7
	06:50	CPA - Patterson, L. 3 yd run (Seibert, Mac kick), 10-83 4:41	7 - 14
	00:53	CPA - Patterson, L. 1 yd run (Seibert, Mac kick), 10-65 3:58	7 - 21
3rd	10:36	LIPSCOMB - Broome, Alex 4 yd run (Young, Ryan kick), 5-64 1:16	14 - 21
	05:04	CPA - Law, Cade 1 yd run (Seibert, Mac kick), 12-80 5:32	14 - 28
	04:27	LIPSCOMB - Broome, Alex 2 yd run (Young, Ryan kick), 4-55 0:32	21 - 28
4th	09:49	LIPSCOMB - Broome, Alex 22 yd pass from Richesson, L. (Young, Ryan kick), 4-35 1:11	28 - 28
	02:31	CPA - Reynolds, Cade 3 yd pass from Law, Cade (Seibert, Mac kick), 15-74 7:14	28 - 35

2019 Division II Class AA State Football Playoffs

November 8 - December 5, 2019

First Round

E #1 Knoxville Grace (8-2) 35
Game 101
Fri. Nov. 8 7:00 PM
M #5 Goodpasture (4-6) 20

M #4 Lipscomb Academy (5-5) 41
Game 102
Fri. Nov. 8 7:00 PM
E #3 Boyd Buchanan (8-2) 27

M #1 CPA (4-6) 35
Game 103
Fri. Nov. 8 7:00 PM
E #5 Knoxville Webb (3-6) 0

E #2 Chattanooga Christian (6-3) 42
Game 104
Fri. Nov. 8 7:00 PM
E #4 CAK (8-2) 10

W #1 ECS (9-1) 45
Game 105
Fri. Nov. 8 7:00 PM
W #6 Harding Academy (2-8) 7

M #3 BGA (7-3) 49
Game 106
Fri. Nov. 8 7:00 PM
W #3 FACS (5-5) 6

M #2 FRA (7-3) 48
Game 107
Fri. Nov. 8 7:00 PM
W #5 Northpoint Christian (3-7) 12

W #2 Lausanne (5-4) 19
Game 108
Fri. Nov. 8 7:00 PM
W #4 St. George's (4-6) 17

Quarterfinals

Knoxville Grace 21
Game 201
Fri. Nov. 15 7:00 PM
Lipscomb Academy 45

CPA 35
Game 202
Fri. Nov. 15 7:00 PM
Chattanooga Christian 14

ECS 13
Game 203
Fri. Nov. 15 7:00 PM
BGA 9

FRA 21
Game 204
Fri. Nov. 15 7:00 PM
Lausanne 42

Semifinals

Lipscomb Academy 7
Game 301
Fri. Nov. 22 7:00 PM
CPA 24

ECS 45
Game 302
Fri. Nov. 22 7:00 PM
Lausanne 24

Championship

CPA 14
Game 401
Thu. Dec. 5 3:00 PM
TN Tech Univ.
ECS 17

ECS
STATE CHAMPION

Notes:
All times are local time. The higher seed will host. If the #1 East and #1 Middle teams meet in the semifinals, the Middle #1 will host. If #2 Middle and #2 West meet in the quarterfinals, #2 West will host.

2018 Division II Class AA State Football Playoffs

November 2 - November 30, 2018

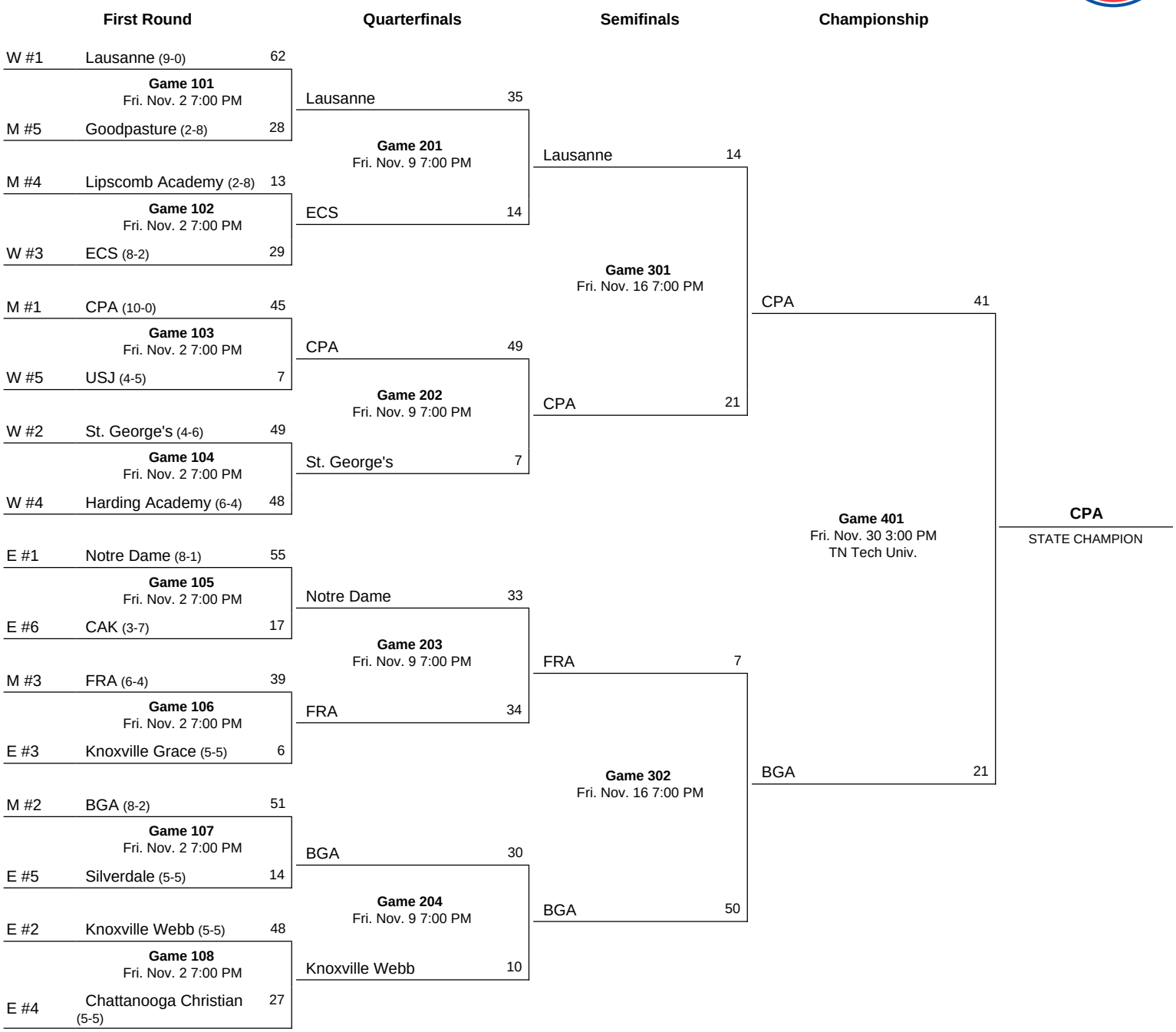

Notes:
All times are local time. The higher seed will host. If #1 West and #1 Middle meet in the semifinals, #1 Middle will host. If #2 Middle and #2 East meet in the quarterfinals, #2 East will host.

2017 Division II Class AA State Football Playoffs

November 3 - December 2, 2017

First Round

Game 101 Fri. Nov. 3 7:00 PM
- E #1 Notre Dame (8-1) 34
- M #5 Lipscomb Academy (1-9) 7

Game 102 Fri. Nov. 3 7:00 PM
- M #4 Goodpasture (1-9) 14
- E #3 Knoxville Grace (6-4) 49

Game 103 Fri. Nov. 3 7:00 PM
- M #1 CPA (8-2) 44
- E #5 CAK (2-8) 7

Game 104 Fri. Nov. 3 7:00 PM
- E #2 Knoxville Webb (6-3) 42
- E #4 Chattanooga Christian (5-5) 21

Game 105 Fri. Nov. 3 7:00 PM
- W #1 Lausanne (9-0) 35
- W #6 Northpoint Christian (5-5) 0

Game 106 Fri. Nov. 3 7:00 PM
- M #3 FRA (4-6) 17
- W #3 St. George's (4-6) 6

Game 107 Sat. Nov. 4 1:00 PM
- M #2 BGA (9-1) 54
- W #5 Harding Academy (3-7) 14

Game 108 Fri. Nov. 3 7:00 PM
- W #2 USJ (6-4) 35
- W #4 ECS (4-6) 17

Quarterfinals

Game 201 Fri. Nov. 10 7:00 PM
- Notre Dame 32
- Knoxville Grace 29

Game 202 Fri. Nov. 10 7:00 PM
- CPA 42
- Knoxville Webb 7

Game 203 Fri. Nov. 10 7:00 PM
- Lausanne 35
- FRA 21

Game 204 Fri. Nov. 10 7:00 PM
- BGA 48
- USJ 10

Semifinals

Game 301 Fri. Nov. 17 7:00 PM
- Notre Dame 42
- CPA 20

Game 302 Fri. Nov. 17 7:00 PM
- Lausanne 42
- BGA 21

Championship

Game 401 Sat. Dec. 2 3:00 PM TN Tech Univ.
- Notre Dame 13
- Lausanne 41

Lausanne
STATE CHAMPION

Notes:
All times are local time. The higher seed will host. If #1 East and #1 Middle meet in the semifinals, #1 East will host. If #2 Middle and #2 West meet in the quarterfinals, #2 Middle will Host.

2016 Class 4A State Football Playoffs

November 4 - December 3, 2016

First Round

R1 #1	Greeneville (10-0)	70
R2 #4	Knoxville Carter (3-7)	0
R2 #2	Knoxville Central (8-2)	42
R1 #3	Grainger (6-4)	0
R2 #3	Knoxville Fulton (6-4)	60
R1 #2	Sullivan East (9-1)	0
R1 #4	Cherokee (6-4)	6
R2 #1	Knoxville Catholic (9-1)	71
R3 #1	Stone Memorial (10-0)	8
R4 #4	Spring Hill (5-5)	28
R4 #2	Page (6-3)	34
R3 #3	Chattanooga Central (3-7)	7
R4 #3	Giles Co. (7-3)	42
R3 #2	Hixson (6-4)	14
R3 #4	East Hamilton (5-5)	0
R4 #1	Marshall Co. (9-1)	46
R5 #1	Pearl Cohn (9-1)	70
R6 #4	Kenwood (3-7)	0
R6 #2	Clarksville Northwest (6-4)	39
R5 #3	Macon Co. (8-2)	56
R6 #3	Hillwood (4-6)	14
R5 #2	Maplewood (7-3)	47
R5 #4	Springfield (5-5)	27
R6 #1	Lipscomb Academy (7-2)	14
R7 #1	Haywood Co. (9-1)	60
R8 #4	Millington (2-8)	7
R8 #2	Memphis East (8-2)	49
R7 #3	J. North Side (7-3)	0
R8 #3	Craigmont (2-8)	12
R7 #2	Lexington (8-2)	37
R7 #4	Hardin Co. (7-3)	3
R8 #1	Ridgeway (7-3)	34

Game 101 Fri. Nov. 4 7 PM
Game 102 Fri. Nov. 4 7 PM
Game 103 Fri. Nov. 4 7 PM
Game 104 Fri. Nov. 4 7 PM
Game 105 Fri. Nov. 4 7 PM
Game 106 Fri. Nov. 4 7 PM
Game 107 Fri. Nov. 4 7 PM
Game 108 Fri. Nov. 4 7 PM
Game 109 Fri. Nov. 4 7 PM
Game 110 Fri. Nov. 4 7 PM
Game 111 Fri. Nov. 4 7 PM
Game 112 Fri. Nov. 4 7 PM
Game 113 Fri. Nov. 4 7 PM
Game 114 Fri. Nov. 4 7 PM
Game 115 Fri. Nov. 4 7 PM
Game 116 Fri. Nov. 4 7 PM

Second Round

Greeneville	14
Knoxville Central	16
Knoxville Fulton	46
Knoxville Catholic	25
Spring Hill	45
Page	31
Giles Co.	0
Marshall Co.	45
Pearl Cohn	47
Macon Co.	14
Maplewood	24
Springfield	27
Haywood Co.	21
Memphis East	28
Lexington	24
Ridgeway	31

Game 201 Fri. Nov. 11 7 PM
Game 202 Fri. Nov. 11 7 PM
Game 203 Fri. Nov. 11 7 PM
Game 204 Fri. Nov. 11 7 PM
Game 205 Fri. Nov. 11 7 PM
Game 206 Fri. Nov. 11 7 PM
Game 207 Fri. Nov. 11 7 PM
Game 208 Fri. Nov. 11 7 PM

Quarterfinals

Knoxville Central	20
Knoxville Fulton	6
Spring Hill	13
Marshall Co.	53
Pearl Cohn	31
Springfield	0
Memphis East	20
Ridgeway	12

Game 301 Fri. Nov. 18 7 PM
Game 302 Fri. Nov. 18 7 PM
Game 303 Fri. Nov. 18 7 PM
Game 304 Fri. Nov. 18 7 PM

Semifinals

Knoxville Central	31
Marshall Co.	24
Pearl Cohn	13
Memphis East	14

Game 401 Fri. Nov. 25 7 PM
Game 402 Fri. Nov. 25 7 PM

Championship

Knoxville Central	3
Memphis East	27

Game 501
Sat. Dec. 3 3 PM
TN Tech Univ.

Memphis East
STATE CHAMPION

Notes:
All times are local time. In the first and second rounds the higher seeded team shall be the host school. In the third round and semifinals in even-numbered years the bottom team in each bracket shall be the host team. If two teams from the same region meet in the third round, the team seeded higher in the region standings shall host.

2015 Class 4A State Football Playoffs

November 6 - December 5, 2015

First Round

R1 #1	Greeneville (9-1)	24
	Game 101 Fri. Nov. 6 7 PM	
R2 #4	Knoxville Carter (4-6)	0
R2 #2	Knoxville Central (8-2)	53
	Game 102 Fri. Nov. 6 7 PM	
R1 #3	Sullivan East (8-2)	7
R2 #3	Knoxville Catholic (6-4)	50
	Game 103 Fri. Nov. 6 7 PM	
R1 #2	Seymour (7-3)	7
R1 #4	Cherokee (6-4)	0
	Game 104 Fri. Nov. 6 7 PM	
R2 #1	Knoxville Fulton (9-1)	56
R3 #1	Stone Memorial (10-0)	46
	Game 105 Fri. Nov. 6 7 PM	
R4 #4	Giles Co. (3-7)	21
R4 #2	Page (7-3)	7
	Game 106 Fri. Nov. 6 7 PM	
R3 #3	East Hamilton (6-4)	32
R4 #3	Lawrence Co. (3-7)	13
	Game 107 Fri. Nov. 6 7 PM	
R3 #2	Livingston Academy (6-4)	42
R3 #4	Cumberland Co. (5-5)	7
	Game 108 Fri. Nov. 6 7 PM	
R4 #1	Marshall Co. (9-1)	54
R5 #1	Pearl Cohn (6-4)	40
	Game 109 Fri. Nov. 6 7 PM	
R6 #4	Montgomery Central (5-5)	0
R6 #2	Lipscomb Academy (7-3)	14
	Game 110 Fri. Nov. 6 7 PM	
R5 #3	Maplewood (3-7)	7
R6 #3	Hillwood (5-5)	26
	Game 111 Fri. Nov. 6 7 PM	
R5 #2	Springfield (7-3)	47
R5 #4	Portland (4-6)	20
	Game 112 Fri. Nov. 6 7 PM	
R6 #1	Kenwood (7-3)	26
R7 #1	J. North Side (8-2)	45
	Game 113 Fri. Nov. 6 7 PM	
R8 #4	Craigmont (1-9)	6
R8 #2	Ridgeway (6-4)	26
	Game 114 Fri. Nov. 6 7 PM	
R7 #3	Lexington (8-2)	31
R8 #3	Millington (3-7)	14
	Game 115 Fri. Nov. 6 7 PM	
R7 #2	Hardin Co. (9-1)	35
R7 #4	Haywood Co. (6-4)	13
	Game 116 Fri. Nov. 6 7 PM	
R8 #1	Memphis East (9-1)	24

Second Round

Greeneville	27
Game 201 Fri. Nov. 13 7 PM	
Knoxville Central	17
Knoxville Catholic	28
Game 202 Fri. Nov. 13 7 PM	
Knoxville Fulton	25
Stone Memorial	16
Game 203 Fri. Nov. 13 7 PM	
East Hamilton	28
Livingston Academy	13
Game 204 Fri. Nov. 13 7 PM	
Marshall Co.	49
Pearl Cohn	28
Game 205 Fri. Nov. 13 7 PM	
Lipscomb Academy	17
Springfield	36
Game 206 Fri. Nov. 13 7 PM	
Kenwood	7
J. North Side	6
Game 207 Fri. Nov. 13 7 PM	
Lexington	30
Hardin Co.	16
Game 208 Fri. Nov. 13 7 PM	
Memphis East	40

Quarterfinals

Greeneville	21
Game 301 Fri. Nov. 20 7 PM	
Knoxville Catholic	35
East Hamilton	7
Game 302 Fri. Nov. 20 7 PM	
Marshall Co.	17
Pearl Cohn	33
Game 303 Fri. Nov. 20 7 PM	
Springfield	3
Lexington	21
Game 304 Fri. Nov. 20 7 PM	
Memphis East	42

Semifinals

Knoxville Catholic	54
Game 401 Fri. Nov. 27 7 PM	
Marshall Co.	35
Pearl Cohn	27
Game 402 Fri. Nov. 27 7 PM	
Memphis East	14

Championship

Knoxville Catholic	48
Game 501 Sat. Dec. 5 3 PM TN Tech Univ.	
Pearl Cohn	8

Knoxville Catholic

STATE CHAMPION

Notes:

All times are local time. In the first and second rounds the higher seeded team shall be the host school. In the third round and semifinals in odd-numbered years the top team in each bracket shall be the host team. If two teams from the same region meet in the third round, the team seeded higher in the region standings shall host.

2014 Class 3A Football Playoffs

November 7 - December 5, 2014

First Round

#1	Alcoa (9-1)	62
	Game 101 Fri. Nov. 7 7 PM	
#8	Johnson Co. (4-6)	14
#4	Gatlinburg-Pittman (7-3)	52
	Game 102 Fri. Nov. 7 7 PM	
#5	Sweetwater (6-4)	23
#3	Pigeon Forge (7-3)	49
	Game 103 Fri. Nov. 7 7 PM	
#6	West Greene (6-4)	6
#7	CAK (5-5)	42
	Game 104 Fri. Nov. 7 7 PM	
#2	Chuckey-Doak (7-3)	6
#1	Notre Dame (9-1)	55
	Game 105 Fri. Nov. 7 7 PM	
#8	Chattanooga Christian (4-6)	14
#4	Upperman (6-4)	34
	Game 106 Fri. Nov. 7 7 PM	
#5	York Institute (5-5)	7
#3	Red Bank (6-4)	29
	Game 107 Fri. Nov. 7 7 PM	
#6	Bledsoe Co. (5-5)	14
#7	Grundy Co. (5-5)	14
	Game 108 Fri. Nov. 7 7 PM	
#2	McMinn Central (8-2)	43
#1	CPA (10-0)	54
	Game 109 Fri. Nov. 7 7 PM	
#8	Harpeth (4-6)	0
#4	Westmoreland (8-2)	35
	Game 110 Fri. Nov. 7 7 PM	
#5	Fairview (7-3)	6
#3	East Nashville (8-2)	14
	Game 111 Fri. Nov. 7 7 PM	
#6	Lipscomb Academy (7-3)	24
#7	Cascade (4-6)	7
	Game 112 Fri. Nov. 7 7 PM	
#2	White House Heritage (9-1)	47
#1	Camden (8-2)	41
	Game 113 Fri. Nov. 7 7 PM	
#8	Lewis Co. (4-6)	0
#4	Westview (8-2)	14
	Game 114 Fri. Nov. 7 7 PM	
#5	Milan (7-3)	28
#3	Manassas (7-3)	25
	Game 115 Fri. Nov. 7 7 PM	
#6	Hickman Co. (7-3)	27
#7	Fairley (5-5)	0
	Game 116 Fri. Nov. 7 7 PM	
#2	Waverly (8-2)	51

Second Round

Alcoa	49	**Game 201** Fri. Nov. 14 7 PM
Gatlinburg-Pittman	14	
Pigeon Forge	15	**Game 202** Fri. Nov. 14 7 PM
CAK	26	
Notre Dame	55	**Game 203** Fri. Nov. 14 7 PM
Upperman	7	
Red Bank	7	**Game 204** Fri. Nov. 14 7 PM
McMinn Central	30	
CPA	48	**Game 205** Fri. Nov. 14 7 PM
Westmoreland	29	
Lipscomb Academy	20	**Game 206** Fri. Nov. 14 7 PM
White House Heritage	10	
Camden	10	**Game 207** Fri. Nov. 14 7 PM
Milan	41	
Hickman Co.	51	**Game 208** Fri. Nov. 14 7 PM
Waverly	30	

Quarterfinals

Alcoa	35	**Game 301** Fri. Nov. 21 7 PM
CAK	14	
Notre Dame	48	**Game 302** Fri. Nov. 21 7 PM
McMinn Central	7	
CPA	40	**Game 303** Fri. Nov. 21 7 PM
Lipscomb Academy	0	
Milan	38	**Game 304** Fri. Nov. 21 7 PM
Hickman Co.	0	

Semifinals

Alcoa	28	**Game 401** Fri. Nov. 28 7 PM
Notre Dame	19	
CPA	40	**Game 402** Fri. Nov. 28 7 PM
Milan	6	

Championship

Alcoa	0	**Game 501** Fri. Dec. 5 3:30 PM BlueCross Bowl @ TN Tech
CPA	7	

CPA

STATE CHAMPION

Notes:

2013 Class 3A Football Playoffs

November 8 - December 6, 2013

First Round

#1	Alcoa (9-1)	45
	Game 101 Fri. Nov. 8 7 PM	
#8	York Institute (4-6)	7
#4	Sullivan North (6-4)	27
	Game 102 Fri. Nov. 8 7 PM	
#5	Pigeon Forge (5-5)	34
#3	Gatlinburg-Pittman (8-2)	21
	Game 103 Fri. Nov. 8 7 PM	
#6	CAK (4-6)	56
#7	Johnson Co. (4-6)	23
	Game 104 Fri. Nov. 8 7 PM	
#2	Chuckey-Doak (7-3)	20
#1	Upperman (10-0)	56
	Game 105 Fri. Nov. 8 7 PM	
#8	Grundy Co. (4-6)	20
#4	Smith Co. (6-4)	7
	Game 106 Fri. Nov. 8 7 PM	
#5	Tyner (4-6)	20
#3	Notre Dame (7-3)	38
	Game 107 Fri. Nov. 8 7 PM	
#6	Cascade (7-3)	14
#7	Sequatchie Co. (5-5)	7
	Game 108 Fri. Nov. 8 7 PM	
#2	Polk Co. (8-2)	49
#1	CPA (10-0)	42
	Game 109 Fri. Nov. 8 7 PM	
#8	White House Heritage (5-5)	7
#4	East Nashville (8-2)	22
	Game 110 Fri. Nov. 8 7 PM	
#5	Lipscomb Academy (8-2)	21
#3	Westmoreland (8-2)	30
	Game 111 Fri. Nov. 8 7 PM	
#6	East Hickman (7-3)	21
#7	Harpeth (6-4)	28
	Game 112 Fri. Nov. 8 7 PM	
#2	Fairview (9-1)	52
#1	Lewis Co. (10-0)	41
	Game 113 Fri. Nov. 8 7 PM	
#8	Fairley (4-6)	0
#4	Camden (6-4)	35
	Game 114 Fri. Nov. 8 7 PM	
#5	Manassas (6-4)	13
#3	Hickman Co. (7-3)	34
	Game 115 Fri. Nov. 8 7 PM	
#6	South Gibson (4-6)	20
#7	Jackson Central-Merry (4-6)	13
	Game 116 Fri. Nov. 8 7 PM	
#2	Westview (7-3)	19

Second Round

Alcoa	61	**Game 201** Fri. Nov. 15 7 PM
Pigeon Forge	13	
CAK	56	**Game 202** Fri. Nov. 15 7 PM
Johnson Co.	19	
Upperman	70	**Game 203** Fri. Nov. 15 7 PM
Tyner	49	
Notre Dame	24	**Game 204** Fri. Nov. 15 7 PM
Polk Co.	14	
CPA	38	**Game 205** Fri. Nov. 15 7 PM
East Nashville	14	
Westmoreland	20	**Game 206** Fri. Nov. 15 7 PM
Fairview	41	
Lewis Co.	32	**Game 207** Fri. Nov. 15 7 PM
Camden	20	
Hickman Co.	0	**Game 208** Fri. Nov. 15 7 PM
Westview	32	

Quarterfinals

Alcoa	42	**Game 301** Fri. Nov. 22 7 PM
CAK	14	
Upperman	19	**Game 302** Fri. Nov. 22 7 PM
Notre Dame	10	
CPA	35	**Game 303** Fri. Nov. 22 7 PM
Fairview	20	
Lewis Co.	14	**Game 304** Fri. Nov. 22 7 PM
Westview	10	

Semifinals

Alcoa	75	**Game 401** Fri. Nov. 29 7 PM
Upperman	18	
CPA	36	**Game 402** Fri. Nov. 29 7 PM
Lewis Co.	28	

Championship

Alcoa	25	**Game 501** Fri. Dec. 6 3:30 PM BlueCross Bowl @ TN Tech
CPA	7	

Alcoa

STATE CHAMPION

Notes:

2012 Class 4A Football Playoffs

November 2 - December 1, 2012

First Round

#1 Livingston Academy (9-1) 35
Game 101 Fri. Nov. 2 7 PM
#8 Grainger (4-6) 7

#4 DeKalb Co. (9-1) 39
Game 102 Fri. Nov. 2 7 PM
#5 Sequoyah (6-4) 21

#3 Greeneville (7-3) 49
Game 103 Fri. Nov. 2 7 PM
#6 Gibbs (6-4) 0

#7 Knoxville Carter (5-5) 0
Game 104 Fri. Nov. 2 7 PM
#2 Knoxville Fulton (8-2) 55

#1 Giles Co. (10-0) 48
Game 105 Fri. Nov. 2 7 PM
#8 Lipscomb Academy (5-5) 7

#4 Notre Dame (8-2) 31
Game 106 Fri. Nov. 2 7 PM
#5 Hixson (7-3) 6

#3 Signal Mountain (7-3) 41
Game 107 Fri. Nov. 2 7 PM
#6 Page (6-4) 42

#7 Marshall Co. (5-5) 0
Game 108 Fri. Nov. 2 7 PM
#2 East Hamilton (9-1) 38

#1 Lexington (9-1) 42
Game 109 Fri. Nov. 2 7 PM
#8 J. South Side (4-6) 6

#4 Liberty Magnet (6-4) 48
Game 110 Fri. Nov. 2 7 PM
#5 Sycamore (7-3) 13

#3 Maplewood (6-4) 15
Game 111 Fri. Nov. 2 7 PM
#6 Crockett Co. (6-4) 3

#7 Chester Co. (5-5) 10
Game 112 Fri. Nov. 2 7 PM
#2 White House (5-5) 24

#1 Covington (10-0) 55
Game 113 Fri. Nov. 2 7 PM
#8 Hillcrest (4-6) 0

#4 Sheffield (6-4) 20
Game 114 Fri. Nov. 2 7 PM
#5 Raleigh Egypt (5-5) 18

#3 Trezevant (8-2) 26
Game 115 Fri. Nov. 2 7 PM
#6 Dyersburg (9-1) 0

#7 Fairley (6-4) 12
Game 116 Fri. Nov. 2 7 PM
#2 Mitchell (8-2) 30

Second Round

Livingston Academy 37
Game 201 Fri. Nov. 9 7 PM
DeKalb Co. 14

Greeneville 14
Game 202 Fri. Nov. 9 7 PM
Knoxville Fulton 42

Giles Co. 47
Game 203 Fri. Nov. 9 7 PM
Notre Dame 7

Page 14
Game 204 Fri. Nov. 9 7 PM
East Hamilton 35

Lexington 18
Game 205 Fri. Nov. 9 7 PM
Liberty Magnet 42

Maplewood 22
Game 206 Fri. Nov. 9 7 PM
White House 23

Covington 42
Game 207 Fri. Nov. 9 7 PM
Sheffield 6

Trezevant 36
Game 208 Fri. Nov. 9 7 PM
Mitchell 6

Quarterfinals

Livingston Academy 14
Game 301 Fri. Nov. 16 7 PM
Knoxville Fulton 35

Giles Co. 22
Game 302 Fri. Nov. 16 7 PM
East Hamilton 16

Liberty Magnet 27
Game 303 Fri. Nov. 16 7 PM
White House 23

Covington 23
Game 304 Fri. Nov. 16 7 PM
Trezevant 18

Semifinals

Knoxville Fulton 41
Game 401 Fri. Nov. 23 7 PM
Giles Co. 27

Liberty Magnet 14
Game 402 Fri. Nov. 23 7 PM
Covington 34

Championship

Knoxville Fulton 39
Game 501 Sat. Dec. 1 3:30 PM BlueCross Bowl @ TN Tech
Covington 14

Knoxville Fulton
STATE CHAMPION

Notes:

2010 Class 4A Football Playoffs

November 5 - December 4, 2010

First Round

#1	Greeneville (10-0)	47
	Game 101 Fri. Nov. 5 7 PM	
#8	East Ridge (4-6)	9
#4	Knoxville Fulton (6-4)	20
	Game 102 Fri. Nov. 5 7 PM	
#5	Chattanooga Central (6-4)	7
#3	Claiborne (4-3)	13
	Game 103 Fri. Nov. 5 7 PM	
#6	Scott (6-4)	19
#7	Sequoyah (4-6)	6
	Game 104 Fri. Nov. 5 7 PM	
#2	Gibbs (9-1)	28
#1	Maplewood (9-1)	35
	Game 105 Fri. Nov. 5 7 PM	
#8	Marshall Co. (4-6)	2
#4	Red Bank (6-4)	27
	Game 106 Fri. Nov. 5 7 PM	
#5	Page (6-4)	23
#3	David Lipscomb (7-3)	28
	Game 107 Fri. Nov. 5 7 PM	
#6	Macon Co. (5-5)	21
#7	Livingston Academy (5-5)	10
	Game 108 Fri. Nov. 5 7 PM	
#2	Giles Co. (8-2)	28
#1	Liberty Magnet (8-2)	56
	Game 109 Fri. Nov. 5 7 PM	
#8	Bolivar Central (4-6)	21
#4	Montgomery Central (6-4)	7
	Game 110 Fri. Nov. 5 7 PM	
#5	White House (5-5)	38
#3	Greenbrier (6-4)	12
	Game 111 Fri. Nov. 5 7 PM	
#6	Chester Co. (5-5)	7
#7	Creek Wood (4-6)	21
	Game 112 Fri. Nov. 5 7 PM	
#2	Lexington (8-2)	42
#1	Trezevant (9-1)	48
	Game 113 Fri. Nov. 5 7 PM	
#8	Covington (5-5)	6
#4	Hillcrest (7-3)	8
	Game 114 Fri. Nov. 5 7 PM	
#5	Sheffield (6-4)	11
#3	Crockett Co. (7-3)	19
	Game 115 Fri. Nov. 5 7 PM	
#6	Kingsbury (5-5)	35
#7	Obion Co. (5-5)	28
	Game 116 Fri. Nov. 5 7 PM	
#2	Ripley (7-3)	34

Second Round

Greeneville	35	**Game 201** Fri. Nov. 12 7 PM
Knoxville Fulton	0	
Scott	45	**Game 202** Fri. Nov. 12 7 PM
Gibbs	48	
Maplewood	20	**Game 203** Fri. Nov. 12 7 PM
Red Bank	15	
David Lipscomb	28	**Game 204** Fri. Nov. 12 7 PM
Giles Co.	24	
Liberty Magnet	20	**Game 205** Fri. Nov. 12 7 PM
White House	28	
Greenbrier	6	**Game 206** Fri. Nov. 12 7 PM
Lexington	42	
Trezevant	40	**Game 207** Fri. Nov. 12 7 PM
Sheffield	0	
Kingsbury	31	**Game 208** Fri. Nov. 12 7 PM
Ripley	18	

Quarterfinals

Greeneville	42	**Game 301** Fri. Nov. 19 7 PM
Gibbs	3	
Maplewood	45	**Game 302** Fri. Nov. 19 7 PM
David Lipscomb	20	
White House	6	**Game 303** Fri. Nov. 19 7 PM
Lexington	28	
Trezevant	30	**Game 304** Fri. Nov. 19 7 PM
Kingsbury	14	

Semifinals

Greeneville	17	**Game 401** Fri. Nov. 26 7 PM
Maplewood	7	
Lexington	7	**Game 402** Fri. Nov. 26 7 PM
Trezevant	26	

Championship

Greeneville	60	**Game 501** Sat. Dec. 4 3:30 PM BlueCross Bowl @ TN Tech
Trezevant	12	

Greeneville

STATE CHAMPION

Notes:

2009 Class 4A Football Playoffs

November 6 - December 5, 2009

First Round

#1 Red Bank (10-0) 48
Game 101 Fri. Nov. 6 7 PM
#7 Gibbs (6-4) 8

#4 Knoxville Fulton (7-3) 30
Game 102 Fri. Nov. 6 7 PM
#5 East Ridge (7-3) 14

#3 Claiborne (8-2) 20
Game 103 Fri. Nov. 6 7 PM
#6 Brainerd (7-3) 26

#8 Chattanooga Central (5-5) 6
Game 104 Fri. Nov. 6 7 PM
#2 Greeneville (7-3) 42

#1 Maplewood (6-4) 28
Game 105 Fri. Nov. 6 7 PM
#8 Scott (4-6) 7

#4 Greenbrier (6-4) 25
Game 106 Fri. Nov. 6 7 PM
#5 DeKalb Co. (6-4) 41

#3 Livingston Academy (7-3) 41
Game 107 Fri. Nov. 6 7 PM
#6 Stone Memorial (3-7) 0

#7 Whites Creek (7-3) 42
Game 108 Fri. Nov. 6 7 PM
#2 White House (6-4) 6

#1 Giles Co. (9-1) 45
Game 109 Fri. Nov. 6 7 PM
#8 Chester Co. (5-5) 20

#4 David Lipscomb (7-3) 28
Game 110 Fri. Nov. 6 7 PM
#5 J. South Side (7-3) 8

#3 Spring Hill (8-2) 8
Game 111 Fri. Nov. 6 7 PM
#6 Lexington (7-3) 31

#7 Page (6-4) 33
Game 112 Fri. Nov. 6 7 PM
#2 Creek Wood (9-1) 30

#1 Liberty Magnet (9-1) 19
Game 113 Fri. Nov. 6 7 PM
#8 Trezevant (6-4) 6

#4 Fairley (6-4) 34
Game 114 Fri. Nov. 6 7 PM
#6 Obion Co. (6-4) 28

#3 Crockett Co. (9-1) 34
Game 115 Fri. Nov. 6 7 PM
#5 Kingsbury (4-6) 14

#7 Dyersburg (5-5) 20
Game 116 Fri. Nov. 6 7 PM
#2 Sheffield (7-3) 36

Second Round

Red Bank 55
Game 201 Fri. Nov. 13 7 PM
Knoxville Fulton 22

Brainerd 22
Game 202 Fri. Nov. 13 7 PM
Greeneville 38

Maplewood 56
Game 203 Fri. Nov. 13 7 PM
DeKalb Co. 30

Livingston Academy 10
Game 204 Fri. Nov. 13 7 PM
Whites Creek 32

Giles Co. 32
Game 205 Fri. Nov. 13 7 PM
David Lipscomb 6

Lexington 21
Game 206 Fri. Nov. 13 7 PM
Page 14

Liberty Magnet 35
Game 207 Fri. Nov. 13 7 PM
Fairley 12

Crockett Co. 30
Game 208 Fri. Nov. 13 7 PM
Sheffield 12

Quarterfinals

Red Bank 13
Game 301 Fri. Nov. 20 7 PM
Greeneville 14

Maplewood 3
Game 302 Fri. Nov. 20 7 PM
Whites Creek 12

Giles Co. 36
Game 303 Fri. Nov. 20 7 PM
Lexington 10

Liberty Magnet 41
Game 304 Fri. Nov. 20 7 PM
Crockett Co. 28

Semifinals

Greeneville 21
Game 401 Fri. Nov. 27 7 PM
Whites Creek 14

Giles Co. 28
Game 402 Fri. Nov. 27 7 PM
Liberty Magnet 14

Championship

Greeneville 14
Game 501 Sat. Dec. 5 3:30 PM BlueCross Bowl @ TN Tech
Giles Co. 21

Giles Co.
STATE CHAMPION

Notes:

2008 Class 3A Football Playoffs

November 7 - December 6, 2008

First Round

R3 #1	Howard (9-1)	20	**Game 3101** Fri. Nov. 7 7 PM
R4 #4	Sycamore (6-4)	34	
R4 #2	Station Camp (7-3)	14	**Game 3102** Fri. Nov. 7 7 PM
R3 #3	Polk Co. (8-2)	7	
R3 #2	McMinn Central (9-1)	14	**Game 3103** Fri. Nov. 7 7 PM
R4 #3	DeKalb Co. (8-2)	28	
R3 #4	East Ridge (6-4)	0	**Game 3104** Fri. Nov. 7 7 PM
R4 #1	White House (9-1)	39	
R1 #1	Seymour (8-2)	14	**Game 3105** Fri. Nov. 7 7 PM
R2 #4	Kingston (7-3)	20	
R2 #2	Austin-East (8-2)	60	**Game 3106** Fri. Nov. 7 7 PM
R1 #3	Grainger (4-5)	6	
R1 #2	Knoxville Carter (6-4)	21	**Game 3107** Fri. Nov. 7 7 PM
R2 #3	Anderson Co. (7-3)	22	
R1 #4	Gibbs (3-7)	0	**Game 3108** Fri. Nov. 7 7 PM
R2 #1	Knoxville Catholic (10-0)	59	
R7 #1	Haywood (8-2)	49	**Game 3109** Fri. Nov. 7 7 PM
R8 #4	Hillcrest (3-7)	8	
R8 #2	Mitchell (6-4)	40	**Game 3110** Fri. Nov. 7 7 PM
R7 #3	Crockett Co. (7-3)	20	
R7 #2	Dyersburg (8-2)	44	**Game 3111** Fri. Nov. 7 7 PM
R8 #3	Trezevant	20	
R7 #4	Dyer Co. (4-6)	7	**Game 3112** Fri. Nov. 7 7 PM
R8 #1	Sheffield (7-3)	14	
R5 #1	David Lipscomb (10-0)	48	**Game 3113** Fri. Nov. 7 7 PM
R6 #4	Chester Co. (5-4)	14	
R6 #2	Lexington (6-4)	24	**Game 3114** Fri. Nov. 7 7 PM
R5 #3	Marshall Co. (8-2)	20	
R5 #2	Giles Co. (8-2)	46	**Game 3115** Fri. Nov. 7 7 PM
R6 #3	McNairy Central (6-4)	26	
R5 #4	Page (6-4)	10	**Game 3116** Fri. Nov. 7 7 PM
R6 #1	J. South Side (9-1)	7	

Second Round

Sycamore	7	**Game 3201** Fri. Nov. 14 7 PM
Station Camp	31	
DeKalb Co.	20	**Game 3202** Fri. Nov. 14 7 PM
White House	42	
Kingston	14	**Game 3203** Fri. Nov. 14 7 PM
Austin-East	20	
Anderson Co.	13	**Game 3204** Fri. Nov. 14 7 PM
Knoxville Catholic	17	
Haywood	6	**Game 3205** Fri. Nov. 14 7 PM
Mitchell	27	
Dyersburg	23	**Game 3206** Fri. Nov. 14 7 PM
Sheffield	18	
David Lipscomb	41	**Game 3207** Fri. Nov. 14 7 PM
Lexington	6	
Giles Co.	13	**Game 3208** Fri. Nov. 14 7 PM
Page	6	

Quarterfinals

Station Camp	12	**Game 3301** Fri. Nov. 21 7 PM
White House	35	
Austin-East	0	**Game 3302** Fri. Nov. 21 7 PM
Knoxville Catholic	45	
Mitchell	41	**Game 3303** Fri. Nov. 21 7 PM
Dyersburg	35	
David Lipscomb	17	**Game 3304** Fri. Nov. 21 7 PM
Giles Co.	16	

Semifinals

White House	31	**Game 3401** Fri. Nov. 28 7 PM
Knoxville Catholic	38	
Mitchell	31	**Game 3402** Fri. Nov. 28 7 PM
David Lipscomb	25	

Championship

Knoxville Catholic	28	**Game 3501** Sat. Dec. 6 12 PM BlueCross Bowl @ MTSU
Mitchell	18	

Knoxville Catholic

STATE CHAMPION

Notes:

2007 Class 3A Football Playoffs

November 9 - December 8, 2007

First Round

R3 #1 McMinn Central (9-1) 10
Game 101 Fri. Nov. 9 7 PM
R4 #4 Greenbrier (5-5) 13

R4 #2 White House (7-3) 31
Game 102 Fri. Nov. 9 7 PM
R3 #3 Polk Co. (7-3) 3

R3 #2 Howard (8-2) 0
Game 103 Fri. Nov. 9 7 PM
R4 #3 Pearl Cohn (8-2) 26

R3 #4 Meigs Co. (7-3) 12
Game 104 Fri. Nov. 9 7 PM
R4 #1 Station Camp (9-1) 51

R1 #1 Knoxville Carter (7-3) 33
Game 105 Fri. Nov. 9 7 PM
R2 #4 Anderson Co. (7-3) 54

R2 #2 Knoxville Fulton (8-2) 26
Game 106 Fri. Nov. 9 7 PM
R1 #3 Rutledge (7-3) 0

R1 #2 Seymour (8-2) 10
Game 107 Fri. Nov. 9 7 PM
R2 #3 Austin-East (7-3) 21

R1 #4 Gibbs (3-7) 17
Game 108 Fri. Nov. 9 7 PM
R2 #1 Knoxville Catholic (10-0) 26

R7 #1 Dyer Co. (9-1) 42
Game 109 Fri. Nov. 9 7 PM
R8 #4 Frayser (1-9) 6

R8 #2 Sheffield (7-3) 6
Game 110 Fri. Nov. 9 7 PM
R7 #3 Haywood (8-2) 13

R7 #2 Dyersburg (9-1) 49
Game 111 Fri. Nov. 9 7 PM
R8 #3 Trezevant (4-6) 26

R7 #4 Ripley (5-5) 7
Game 112 Fri. Nov. 9 7 PM
R8 #1 Mitchell (7-3) 29

R5 #1 David Lipscomb (9-1) 35
Game 113 Fri. Nov. 9 7 PM
R6 #4 McNairy Central (8-2) 7

R6 #2 J. South Side (8-2) 14
Game 114 Fri. Nov. 9 7 PM
R5 #3 Marshall Co. (7-3) 21

R5 #2 Giles Co. (8-2) 7
Game 115 Fri. Nov. 9 7 PM
R6 #3 Bolivar Central (6-3) 35

R5 #4 Cheatham Co. (4-6) 28
Game 116 Fri. Nov. 9 7 PM
R6 #1 Fayette Ware (6-4) 34

Second Round

Greenbrier 7
Game 201 Fri. Nov. 16 7 PM
White House 36

Pearl Cohn 13
Game 202 Fri. Nov. 16 7 PM
Station Camp 7

Anderson Co. 0
Game 203 Fri. Nov. 16 7 PM
Knoxville Fulton 24

Austin-East 26
Game 204 Fri. Nov. 16 7 PM
Knoxville Catholic 25

Dyer Co. 0
Game 205 Fri. Nov. 16 7 PM
Haywood 20

Dyersburg 31
Game 206 Fri. Nov. 16 7 PM
Mitchell 40

David Lipscomb 32
Game 207 Fri. Nov. 16 7 PM
Marshall Co. 14

Bolivar Central 48
Game 208 Fri. Nov. 16 7 PM
Fayette Ware 20

Quarterfinals

White House 7
Game 301 Fri. Nov. 23 7 PM
Pearl Cohn 14

Knoxville Fulton 26
Game 302 Fri. Nov. 23 7 PM
Austin-East 6

Haywood 14
Game 303 Fri. Nov. 23 7 PM
Mitchell 16

David Lipscomb 38
Game 304 Fri. Nov. 23 7 PM
Bolivar Central 20

Semifinals

Pearl Cohn 16
Game 401 Fri. Nov. 30 7 PM
Knoxville Fulton 44

Mitchell 18
Game 402 Fri. Nov. 30 7 PM
David Lipscomb 20

Championship

Knoxville Fulton 24
Game 501 Sat. Dec. 8 12 PM BlueCross Bowl @ MTSU
David Lipscomb 32

David Lipscomb
STATE CHAMPION

Notes:

Scoring Summary

Scoring Summary (Final)
2007 Blue Cross Bowl
David Lipscomb vs Fulton (Dec 8, 2007 at Murfreesboro, TN)

David Lipscomb (14-1) vs. Fulton (12-3)
Date: Dec 8, 2007 Site: Murfreesboro, TN Stadium: Floyd
Attendance:

Score by Quarters	**1**	**2**	**3**	**4**	**Score**
David Lipscomb.....	14	3	7	8	- 32
Fulton.....	6	6	6	6	- 24

Scoring Summary:

1st 08:23 DLHS - Moneypenny, R. 1 yd run (Lehning, Kyle kick)
5 plays, 23 yards, TOP 1:55, DLHS 7 - FHS 0
06:57 FHS - Cobb, Terrence 57 yd pass from Blair, Jonathan (Blair, Jonathan rush failed)
3 plays, 66 yards, TOP 1:26, DLHS 7 - FHS 6
02:02 DLHS - Rogers, Zach 4 yd run (Lehning, Kyle kick)
6 plays, 43 yards, TOP 2:25, DLHS 14 - FHS 6
2nd 06:44 FHS - Cobb, Terrence 10 yd run (Blair, Jonathan pass failed)
9 plays, 73 yards, TOP 4:12, DLHS 14 - FHS 12
03:42 DLHS - Lehning, Kyle 25 yd field goal
6 plays, 56 yards, TOP 3:02, DLHS 17 - FHS 12
3rd 05:24 FHS - Cobb, Terrence 3 yd run (Blair, Jonathan pass failed)
9 plays, 79 yards, TOP 4:21, DLHS 17 - FHS 18
03:38 DLHS - Holt, Jeremy 41 yd run (Lehning, Kyle kick)
4 plays, 82 yards, TOP 1:46, DLHS 24 - FHS 18
4th 02:01 DLHS - Moneypenny, R. 3 yd run (Holt, Jeremy rush)
11 plays, 47 yards, TOP 5:58, DLHS 32 - FHS 18
00:05 FHS - Cobb, Terrence 1 yd run (Cobb, Terrence rush failed)
11 plays, 80 yards, TOP 1:56, DLHS 32 - FHS 24

Kickoff time: 12:08 PM End of Game: 2:40 Total elapsed time: 2:32
Officials: Referee: Eddie Kessler; Umpire: Ron Tharpe; Linesman: Mike Hays;
Line judge: Manlo Hodge; Back judge: Richard Hazelwd; Field judge: ECO Earl Faulk;
Scorer: Layman/Morris;
Temperature: 59 Wind: Calm Weather: Foggy

Offensive MVP: Terrence Cobb (FHS)
Defensive MVP: Evan Webb (DLHS)

Team Statistics

Team Statistics (Final)
2007 Blue Cross Bowl
David Lipscomb vs Fulton (Dec 8, 2007 at Murfreesboro, TN)

	DLHS	FHS
FIRST DOWNS.....	**15**	**18**
Rushing.....	11	11
Passing.....	1	6
Penalty.....	3	1
NET YARDS RUSHING.....	**241**	**188**
Rushing Attempts.....	49	37
Average Per Rush.....	4.9	5.1
Rushing Touchdowns.....	4	3
Yards Gained Rushing.....	258	223
Yards Lost Rushing.....	17	35
NET YARDS PASSING.....	**38**	**161**
Completions-Attempts-Int....	1-4-1	10-18-3
Average Per Attempt.....	9.5	8.9
Average Per Completion.....	38.0	16.1
Passing Touchdowns.....	0	1
TOTAL OFFENSE YARDS.....	**279**	**349**
Total offense plays.....	53	55
Average Gain Per Play.....	5.3	6.3
Fumbles: Number-Lost.....	0-0	4-1
Penalties: Number-Yards.....	5-36	10-79
PUNTS-YARDS.....	2-90	0-0
Average Yards Per Punt.....	45.0	0.0
Net Yards Per Punt.....	45.0	0.0
Inside 20.....	0	0
50+ Yards.....	0	0
Touchbacks.....	0	0
Fair catch.....	0	0
KICKOFFS-YARDS.....	6-244	4-191
Average Yards Per Kickoff...	40.7	47.8
Net Yards Per Kickoff.....	28.0	36.8
Touchbacks.....	1	0
Punt returns: Number-Yards-TD.	0-0-0	0-0-0
Average Per Return.....	0.0	0.0
Kickoff returns: Number-Yds-TD	4-44-0	5-56-0
Average Per Return.....	11.0	11.2
Interceptions: Number-Yds-TD..	3-33-0	1-26-0
Fumble Returns: Number-Yds-TD.	0-0-0	0-0-0
Miscellaneous Yards.....	0	0
Possession Time.....	24:24	23:31
1st Quarter.....	7:44	4:16
2nd Quarter.....	4:06	7:54
3rd Quarter.....	6:36	5:24
4th Quarter.....	5:58	5:57
Third-Down Conversions.....	3 of 10	5 of 8
Fourth-Down Conversions.....	1 of 2	1 of 3
Red-Zone Scores-Chances.....	4-5	3-3
Sacks By: Number-Yards.....	1-5	1-6
PAT Kicks.....	3-3	0-0
Field Goals.....	1-1	0-0

Individual Statistics

Individual Statistics (Final)
2007 Blue Cross Bowl
David Lipscomb vs Fulton (Dec 8, 2007 at Murfreesboro, TN)

David Lipscomb

Rushing	No	Gain	Loss	Net	TD	Lg	Avg
Holt, Jeremy	22	139	6	133	1	41	6.0
Rogers, Zach	10	84	2	82	1	44	8.2
Moneypenny, R.	12	24	0	24	2	7	2.0
Simpson, Caleb	2	11	6	5	0	11	2.5
TEAM	3	0	3	-3	0	0	-1.0
Totals...	49	258	17	241	4	44	4.9

Passing	Att-Cmp-Int	Yds	TD	Long	Sack
Simpson, Caleb	4-1-1	38	0	38	1
Totals...	4-1-1	38	0	38	1

Receiving	No.	Yds	TD	Long
Rogers, Zach	1	38	0	38
Totals...	1	38	0	38

Punting	No.	Yds	Avg	Long	In20	TB
Tenpenny, M.	2	90	45.0	48	0	0
Totals...	2	90	45.0	48	0	0

	Punts			Kickoffs			Intercept		
All Returns	No.	Yds.	Lg	No.	Yds.	Lg	No.	Yds.	Lg
Rogers, Zach	0	0	0	0	0	0	2	18	18
Moneypenny, R.	0	0	0	2	26	14	0	0	0
Davis, Kevin	0	0	0	1	3	3	0	0	0
Webb, Evan	0	0	0	0	0	0	1	15	15
Saggio, M.	0	0	0	1	15	15	0	0	0
Totals...	0	0	0	4	44	15	3	33	18

Field goal attempts

Lehning, Kyle 2nd 03:42 25 yds - Good

Kickoffs	No.	Yds	TB	OB	Avg
Lehning, Kyle	6	244	1	0	40.7

Fulton

Rushing	No	Gain	Loss	Net	TD	Lg	Avg
Cobb, Terrence	24	156	1	155	3	33	6.5
Stokes, Bubba	6	26	0	26	0	14	4.3
Wilcox, Derek	4	19	0	19	0	7	4.8
Blair, Jonathan	2	3	5	-2	0	3	-1.0
TEAM	1	0	29	-29	0	0	-29.0
Humphrey, D.	0	19	0	19	0	0	0.0
Totals...	37	223	35	188	3	33	5.1

Passing	Att-Cmp-Int	Yds	TD	Long	Sack
Blair, Jonathan	16-10-2	161	1	57	1
Wilcox, Derek	1-0-1	0	0	0	0
TEAM	1-0-0	0	0	0	0
Totals...	18-10-3	161	1	57	1

Receiving	No.	Yds	TD	Long
Smith, Vic	4	81	0	26
Humphrey, D.	3	21	0	21
Cobb, Terrence	2	61	1	57
Tyson, Ken	1	-2	0	0
Totals...	10	161	1	57

Punting	No.	Yds	Avg	Long	In20	TB
Totals...	0	0	0.0	0	0	0

	Punts			Kickoffs			Intercept		
All Returns	No.	Yds.	Lg	No.	Yds.	Lg	No.	Yds.	Lg
Smith, Vic	0	0	0	1	20	20	0	0	0
Humphrey, D.	0	0	0	4	36	17	1	26	26
Totals...	0	0	0	5	56	20	1	26	26

Field goal attempts

Kickoffs	No.	Yds	TB	OB	Avg
Williams, J.	4	191	0	0	47.8

FUMBLES: David Lipscomb-None. Fulton-Smith, Vic 1-0; Cobb, Terrence 1-1; TEAM 1-0; Humphrey, D. 1-0.

Drive Chart

Drive Chart (Final)
2007 Blue Cross Bowl
David Lipscomb vs Fulton (Dec 8, 2007 at Murfreesboro, TN)

	Drive Started				Drive Ended				Consumed	
Team	**Qtr**	**Spot**	**Time**	**Obtained**	**Spot**	**Time**	**How Lost**		**Pl-Yds**	**TOP**
DLHS	1st	F23	10:18	Downs	F00	08:23	*TOUCHDOWN		5-23	1:55#
DLHS	1st	D33	06:57	Kickoff	D26	04:35	Punt		3--7	2:22
DLHS	1st	F43	04:27	Interception	F00	02:02	*TOUCHDOWN		6-43	2:25#
DLHS	1st	F43	01:02	Interception	F29	10:56	Interception		5-14	2:06
DLHS	2nd	D36	06:44	Kickoff	F08	03:42	*FIELD GOAL		6-56	3:02#
DLHS	3rd	D21	12:00	Kickoff	D38	09:45	Punt		5-17	2:15
DLHS	3rd	D18	05:24	Kickoff	F00	03:38	*TOUCHDOWN		4-82	1:46
DLHS	3rd	F44	03:24	Fumble	F14	00:49	Downs		6-30	2:35#
DLHS	4th	F47	07:59	Downs	F00	02:01	*TOUCHDOWN		11-47	5:58#
DLHS	4th	F49	00:05	Kickoff	D50	00:00			1--1	0:00
FHS	1st	F33	12:00	Kickoff	F23	10:18	Downs		4--10	1:42
FHS	1st	F34	08:23	Kickoff	D00	06:57	*TOUCHDOWN		3-66	1:26
FHS	1st	F16	04:35	Punt	F16	04:27	Interception		1-0	0:08
FHS	1st	F36	02:02	Kickoff	F42	01:02	Interception		2-6	1:00
FHS	2nd	F27	10:56	Interception	D00	06:44	*TOUCHDOWN		9-73	4:12#
FHS	2nd	F25	03:42	Kickoff	D43	00:56	Interception		6-32	2:46
FHS	2nd	F40	00:56	Interception	F40	00:00	End of half		2-0	0:56
FHS	3rd	F21	09:45	Punt	D00	05:24	*TOUCHDOWN		9-79	4:21#
FHS	3rd	F44	03:38	Kickoff	F44	03:24	Fumble		1-0	0:14
FHS	3rd	F15	00:49	Downs	F48	07:59	Downs		9-33	4:50
FHS	4th	F20	02:01	Kickoff	D00	00:05	*TOUCHDOWN		11-80	1:56#

DLHS	**1st Qtr**	**2nd Qtr**	**3rd Qtr**	**4th Qtr**	**1st Half**	**2nd Half**	**Total**
Time of possession	07:44	04:06	06:36	05:58	11:50	12:34	24:24
3rd Down Conversions	1/3	0/2	1/3	1/2	1/5	2/5	3/10
Avg Field Position	F44	D36	D31	F47	F48	D37	D45
4th Down Conversions	1/1	0/0	0/1	0/0	1/1	0/1	1/2

FHS	**1st Qtr**	**2nd Qtr**	**3rd Qtr**	**4th Qtr**	**1st Half**	**2nd Half**	**Total**
Time of possession	04:16	07:54	05:24	05:57	12:10	11:21	23:31
3rd Down Conversions	0/1	2/2	1/1	2/4	2/3	3/5	5/8
Avg Field Position	F29	F30	F26	F20	F30	F25	F28
4th Down Conversions	0/1	0/0	0/0	1/2	0/1	1/2	1/3

Drive Chart (By Quarter)

		Drive Started			Drive Ended			Consumed	
Team	**Qtr**	**Spot**	**Time**	**Obtained**	**Spot**	**Time**	**How Lost**	**Pl-Yds**	**TOP**
FHS	1st	F33	12:00	Kickoff	F23	10:18	Downs	4--10	1:42
DLHS	1st	F23	10:18	Downs	F00	08:23	*TOUCHDOWN	5-23	1:55#
FHS	1st	F34	08:23	Kickoff	D00	06:57	*TOUCHDOWN	3-66	1:26
DLHS	1st	D33	06:57	Kickoff	D26	04:35	Punt	3--7	2:22
FHS	1st	F16	04:35	Punt	F16	04:27	Interception	1-0	0:08
DLHS	1st	F43	04:27	Interception	F00	02:02	*TOUCHDOWN	6-43	2:25#
FHS	1st	F36	02:02	Kickoff	F42	01:02	Interception	2-6	1:00
DLHS	1st	F43	01:02	Interception	F29	10:56	Interception	5-14	2:06
FHS	2nd	F27	10:56	Interception	D00	06:44	*TOUCHDOWN	9-73	4:12#
DLHS	2nd	D36	06:44	Kickoff	F08	03:42	*FIELD GOAL	6-56	3:02#
FHS	2nd	F25	03:42	Kickoff	D43	00:56	Interception	6-32	2:46
FHS	2nd	F40	00:56	Interception	F40	00:00	End of half	2-0	0:56
DLHS	3rd	D21	12:00	Kickoff	D38	09:45	Punt	5-17	2:15
FHS	3rd	F21	09:45	Punt	D00	05:24	*TOUCHDOWN	9-79	4:21#
DLHS	3rd	D18	05:24	Kickoff	F00	03:38	*TOUCHDOWN	4-82	1:46
FHS	3rd	F44	03:38	Kickoff	F44	03:24	Fumble	1-0	0:14
DLHS	3rd	F44	03:24	Fumble	F14	00:49	Downs	6-30	2:35#
FHS	3rd	F15	00:49	Downs	F48	07:59	Downs	9-33	4:50
DLHS	4th	F47	07:59	Downs	F00	02:01	*TOUCHDOWN	11-47	5:58#
FHS	4th	F20	02:01	Kickoff	D00	00:05	*TOUCHDOWN	11-80	1:56#
DLHS	4th	F49	00:05	Kickoff	D50	00:00		1--1	0:00

Defensive Statistics

Defensive Statistics (Final)
2007 Blue Cross Bowl
David Lipscomb vs Fulton (Dec 8, 2007 at Murfreesboro, TN)

David Lipscomb

##	Player	Solo	Ast	Tot	TFL/Yds	FF	FR-Yd	Intc	BrUp	Blkd	Sack/Yds	QH
42	Webb, Evan	11	3	14	2.0/11	1	1-0	1-15	.	.	.	.
44	Saggio, M.	5	5	10	0.5/1	1	.	.	1	.	.	.
32	Tenpenny, M.	1	6	7	1.0/1	.	.	.	.	.	.	.
66	Cannon, B.	4	1	5	.	.	.	.	1	.	.	.
13	Lehning, Kyle	3	1	4	1.0/5	.	.	.	.	.	.	.
35	Brewer, Ben	3	1	4	.	.	.	.	.	.	.	.
30	Daniel, H.	2	2	4	1.0/5	.	.	.	.	.	1.0/5	.
40	Dorris, Daniel	1	2	3	.	.	.	.	.	.	.	.
28	Moneypenny, R.	2	.	2	.	.	.	.	.	.	.	.
68	Lehmer, Zack	2	.	2	.	.	.	.	.	.	.	.
27	Davis, Kevin	1	1	2	.	.	.	.	.	.	.	.
21	Rogers, Zach	1	1	2	.	.	.	2-18	.	.	.	.
85	Stevens, W.	1	.	1	.	.	.	.	.	.	.	.
23	Holt, Jeremy	.	1	1	0.5/1	.	.	.	.	.	.	.
79	Hudson, Dallon	.	.	.	.	.	.	.	1	.	.	.

Fulton

##	Player	Solo	Ast	Tot	TFL/Yds	FF	FR-Yd	Intc	BrUp	Blkd	Sack/Yds	QH
6	Wilcox, Derek	8	2	10	1.0/2	.	.	.	.	.	.	.
11	Siler, Jabriel	5	2	7	.	.	.	.	.	.	.	.
55	Gamble, Gary	5	1	6	.	.	.	.	.	.	.	.
27	Stokes, Bubba	1	5	6	.	.	.	.	.	.	.	.
4	Smith, Vic	4	1	5	.	.	.	.	.	.	.	.
44	Crawford, Devin	3	2	5	.	.	.	.	.	.	.	.
3	Cobb, Terrence	3	.	3	.	.	.	.	.	.	.	.
2	Tyson, Ken	2	1	3	1.0/2	.	.	.	.	.	.	.
28	Golliday, Marco	2	.	2	.	.	.	.	.	.	.	.
9	Humphrey, D.	2	.	2	.	.	.	1-26	.	.	.	.
80	Barfield, A.	1	1	2	.	.	.	.	.	.	.	.
26	Hamilton, A.	1	.	1	1.0/6	.	.	.	.	.	1.0/6	.
56	Cason, Mychal	1	.	1	.	.	.	.	.	.	.	.
16	Williams, J.	1	.	1	.	.	.	.	.	.	.	.
57	Miller, Aaron	1	.	1	.	.	.	.	.	.	.	.
24	Matthews, S.	1	.	1	1.0/4	.	.	.	.	.	.	.
12	McKinney, Juan	.	1	1	.	.	.	.	.	.	.	.

Participation Report

Participation Report (Final)
2007 Blue Cross Bowl
David Lipscomb vs Fulton (Dec 8, 2007 at Murfreesboro, TN)

David Lipscomb: 11-Simpson, Caleb, 13-Lehning, Kyle, 21-Rogers, Zach, 23-Holt, Jeremy, 27-Davis, Kevin, 28-Moneypenny, R., 30-Daniel, H., 32-Tenpenny, M., 35-Brewer, Ben, 40-Dorris, Daniel, 42-Webb, Evan, 44-Saggio, M., 66-Cannon, B., 68-Lehmer, Zack, 79-Hudson, Dallon, 85-Stevens, W..

Fulton: 2-Tyson, Ken, 3-Cobb, Terrence, 4-Smith, Vic, 6-Wilcox, Derek, 9-Humphrey, D., 10-Blair, Jonathan, 11-Siler, Jabriel, 12-McKinney, Juan, 16-Williams, J., 24-Matthews, S., 26-Hamilton, A., 27-Stokes, Bubba, 28-Golliday, Marco, 44-Crawford, Devin, 55-Gamble, Gary, 56-Cason, Mychal, 57-Miller, Aaron, 80-Barfield, A..

Box Score

Box Score (Final)
David Lipscomb vs Fulton (Dec 8, 2007 at Murfreesboro, TN)

Score by Quarters	1	2	3	4	Score	
David Lipscomb.....	14	3	7	8	- 32	Record: (14-1)
Fulton.....	6	6	6	6	- 24	Record: (12-3)

Scoring Summary:

1st 08:23 DLHS - Moneypenny, R. 1 yd run (Lehning, Kyle kick), 5-23 1:55, DLHS 7 - FHS 0
06:57 FHS - Cobb, Terrence 57 yd pass from Blair, Jonathan (Blair, Jonathan rush failed), 3-66 1:26, DLHS 7 - FHS 6
02:02 DLHS - Rogers, Zach 4 yd run (Lehning, Kyle kick), 6-43 2:25, DLHS 14 - FHS 6
2nd 06:44 FHS - Cobb, Terrence 10 yd run (Blair, Jonathan pass failed), 9-73 4:12, DLHS 14 - FHS 12
03:42 DLHS - Lehning, Kyle 25 yd field goal, 6-56 3:02, DLHS 17 - FHS 12
3rd 05:24 FHS - Cobb, Terrence 3 yd run (Blair, Jonathan pass failed), 9-79 4:21, DLHS 17 - FHS 18
03:38 DLHS - Holt, Jeremy 41 yd run (Lehning, Kyle kick), 4-82 1:46, DLHS 24 - FHS 18
4th 02:01 DLHS - Moneypenny, R. 3 yd run (Holt, Jeremy rush), 11-47 5:58, DLHS 32 - FHS 18
00:05 FHS - Cobb, Terrence 1 yd run (Cobb, Terrence rush failed), 11-80 1:56, DLHS 32 - FHS 24

	DLHS	FHS
FIRST DOWNS.....	**15**	**18**
RUSHES-YARDS (NET).....	**49-241**	**37-188**
PASSING YDS (NET).....	**38**	**161**
Passes Att-Comp-Int.....	4-1-1	18-10-3
TOTAL OFFENSE PLAYS-YARDS.....	**53-279**	**55-349**
Fumble Returns-Yards.....	0-0	0-0
Punt Returns-Yards.....	0-0	0-0
Kickoff Returns-Yards.....	4-44	5-56
Interception Returns-Yards....	3-33	1-26
Punts (Number-Avg).....	2-45.0	0-0.0
Fumbles-Lost.....	0-0	4-1
Penalties-Yards.....	5-36	10-79
Possession Time.....	24:24	23:31
Third-Down Conversions.....	3 of 10	5 of 8
Fourth-Down Conversions.....	1 of 2	1 of 3
Red-Zone Scores-Chances.....	4-5	3-3
Sacks By: Number-Yards.....	1-5	1-6

RUSHING: David Lipscomb-Holt, Jeremy 22-133; Rogers, Zach 10-82; Moneypenny, R. 12-24; Simpson, Caleb 2-5; TEAM 3-minus 3. Fulton-Cobb, Terrence 24-155; Stokes, Bubba 6-26; Wilcox, Derek 4-19; Blair, Jonathan 2-minus 2; TEAM 1-minus 29; Humphrey, D. 0-19.

PASSING: David Lipscomb-Simpson, Caleb 1-4-1-38. Fulton-Blair, Jonathan 10-16-2-161; Wilcox, Derek 0-1-1-0; TEAM 0-1-0-0.

RECEIVING: David Lipscomb-Rogers, Zach 1-38. Fulton-Smith, Vic 4-81; Humphrey, D. 3-21; Cobb, Terrence 2-61; Tyson, Ken 1-minus 2.

INTERCEPTIONS: David Lipscomb-Rogers, Zach 2-18; Webb, Evan 1-15. Fulton-Humphrey, D. 1-26.

FUMBLES: David Lipscomb-None. Fulton-Humphrey, D. 1-0; Cobb, Terrence 1-1; TEAM 1-0; Smith, Vic 1-0.

Stadium: Floyd Attendance: 0
Kickoff time: 12:08 PM End of Game: 2:40 Total elapsed time: 2:32
Officials: Referee: Eddie Kessler; Umpire: Ron Tharpe; Linesman: Mike Hays; Line judge: Manlo Hodge; Back judge: Richard Hazelwd; Field judge: ECO Earl Faulk;
Scorer: Layman/Morris;
Temperature: 59 Wind: Calm Weather: Foggy

Offensive MVP: Terrence Cobb (FHS)
Defensive MVP: Evan Webb (DLHS)

David Lipscomb vs Fulton (Dec 8, 2007 at Murfreesboro, TN)

SACKS (UA-A): David Lipscomb-Daniel, H. 1-0. Fulton-Hamilton, A. 1-0.

TACKLES (UA-A): David Lipscomb-Webb, Evan 11-3; Saggio, M. 5-5; Tenpenny, M. 1-6; Cannon, B. 4-1; Brewer, Ben 3-1; Lehning, Kyle 3-1; Daniel, H. 2-2; Dorris, Daniel 1-2; Moneypenny, R. 2-0; Lehmer, Zack 2-0; Davis, Kevin 1-1; Rogers, Zach 1-1; Stevens, W. 1-0; Holt, Jeremy 0-1. Fulton-Wilcox, Derek 8-2; Siler, Jabriel 5-2; Gamble, Gary 5-1; Stokes, Bubba 1-5; Smith, Vic 4-1; Crawford, Devin 3-2; Cobb, Terrence 3-0; Tyson, Ken 2-1; Golliday, Marco 2-0; Humphrey, D. 2-0; Barfield, A. 1-1; Cason, Mychal 1-0; Miller, Aaron 1-0; Matthews, S. 1-0; Williams, J. 1-0; Hamilton, A. 1-0; McKinney, Juan 0-1.

Player participation:

David Lipscomb: 11-Simpson, Caleb, 13-Lehning, Kyle, 21-Rogers, Zach, 23-Holt, Jeremy, 27-Davis, Kevin, 28-Moneypenny, R.,
30-Daniel, H., 32-Tenpenny, M., 35-Brewer, Ben, 40-Dorris, Daniel, 42-Webb, Evan, 44-Saggio, M., 66-Cannon, B., 68-Lehmer, Zack,
79-Hudson, Dallon, 85-Stevens, W..

Fulton: 2-Tyson, Ken, 3-Cobb, Terrence, 4-Smith, Vic, 6-Wilcox, Derek, 9-Humphrey, D., 10-Blair, Jonathan, 11-Siler, Jabriel,
12-McKinney, Juan, 16-Williams, J., 24-Matthews, S., 26-Hamilton, A., 27-Stokes, Bubba, 28-Golliday, Marco, 44-Crawford, Devin,
55-Gamble, Gary, 56-Cason, Mychal, 57-Miller, Aaron, 80-Barfield, A..

Play-by-Play Summary (1st Quarter)

```
               Lehning, Kyle kickoff 44 yards to the FHS16, Humphrey, D. return 17 yards to
               the FHS33 (Moneypenny, R.).
      F 1-10 F33   Cobb, Terrence rush for 1 yard to the FHS34 (Webb, Evan;Brewer, Ben).
      F 2-9  F34   Cobb, Terrence rush for loss of 1 yard to the FHS33 (Saggio,
                   M.;Tenpenny, M.).
      F 3-10 F33   Blair, Jonathan pass incomplete to Humphrey, D..
      F 4-10 F33   TEAM rush to the FHS33, fumble by TEAM recovered by FHS Humphrey, D. at
                   FHS4, Humphrey, D. for 19 yards to the FHS23 (Webb, Evan), PENALTY FHS
                   illegal block declined.
--------------- 4 plays, minus 10 yards, TOP 01:42 ---------------

  D 1-10 F23   DAVID LIPSCOMB drive start at 10:18.
  D 1-10 F23   Holt, Jeremy rush for no gain to the FHS23 (Siler, Jabriel).
  D 2-10 F23   Rogers, Zach rush for 15 yards to the FHS8, 1ST DOWN DLHS (Siler,
               Jabriel).
  D 1-G  F08   Moneypenny, R. rush for 7 yards to the FHS1 (Crawford, Devin).
  D 2-G  F01   Moneypenny, R. rush for no gain to the FHS1 (Crawford, Devin;Tyson, Ken).
  D 3-G  F01   Moneypenny, R. rush for 1 yard to the FHS0, TOUCHDOWN, clock 08:23.
               Lehning, Kyle kick attempt good.

                                    ==========================
                                    DAVID LIPSCOMB 7, FULTON 0
                                    ==========================

--------------- 5 plays, 23 yards, TOP 01:55 ---------------

               Lehning, Kyle kickoff 39 yards to the FHS21, Humphrey, D. return 13 yards to
               the FHS34 (Dorris, Daniel).
      F 1-10 F34   FULTON drive start at 08:23.
      F 1-10 F34   Stokes, Bubba rush for 14 yards to the FHS48, 1ST DOWN FHS (Webb,
                   Evan).
      F 1-10 F48   Blair, Jonathan pass complete to Humphrey, D. for loss of 5 yards to the
                   FHS43 (Lehning, Kyle).
      F 2-15 F43   Blair, Jonathan pass complete to Cobb, Terrence for 57 yards to the
                   DLHS0, 1ST DOWN FHS, TOUCHDOWN, clock 06:57.
                   Blair, Jonathan rush attempt failed, PENALTY FHS holding
                   declined.

                                    ==========================
                                    DAVID LIPSCOMB 7, FULTON 6
                                    ==========================

--------------- 3 plays, 66 yards, TOP 01:26 ---------------

                   Williams, J. kickoff 42 yards to the DLHS18, Saggio, M. return 15 yards
                   to the DLHS33 (Williams, J.).
  D 1-10 D33   DAVID LIPSCOMB drive start at 06:57.
  D 1-10 D33   Moneypenny, R. rush for no gain to the DLHS33 (Cobb, Terrence).
  D 2-10 D33   Holt, Jeremy rush for loss of 4 yards to the DLHS29 (Matthews, S.).
  D 3-14 D29   PENALTY DLHS delay of game 5 yards to the DLHS24.
  D 3-19 D24   Moneypenny, R. rush for 2 yards to the DLHS26 (Gamble, Gary).
  D 4-17 D26   Tenpenny, M. punt 48 yards to the FHS26, downed, PENALTY FHS illegal
               block 10 yards to the FHS16, 1st and 10, FHS ball on FHS16.
--------------- 3 plays, minus 7 yards, TOP 02:22 ---------------

      F 1-10 F16   FULTON drive start at 04:35.
      F 1-10 F16   Blair, Jonathan pass intercepted by Rogers, Zach at the FHS43, Rogers,
                   Zach return 0 yards to the FHS43.
--------------- 1 plays, 0 yards, TOP 00:08 ---------------

  D 1-10 F43   DAVID LIPSCOMB drive start at 04:27.
  D 1-10 F43   Holt, Jeremy rush for 2 yards to the FHS41 (Smith, Vic), PENALTY FHS face
               mask 15 yards to the FHS26, 1ST DOWN DLHS.
  D 1-10 F26   1st and 10.
  D 1-10 F26   Holt, Jeremy rush for 14 yards to the FHS12, 1ST DOWN DLHS (Wilcox,
               Derek).
  D 1-10 F12   Moneypenny, R. rush for 4 yards to the FHS8 (Wilcox, Derek).
```

D 2-6 F08 Moneypenny, R. rush for no gain to the FHS8 (Gamble, Gary).
D 3-6 F08 Holt, Jeremy rush for 1 yard to the FHS7 (Humphrey, D.).
D 4-5 F07 *PENALTY FHS Encroachment 3 yards to the FHS4*.
D 4-2 F04 Timeout David Lipscomb, clock 02:10.
D 4-2 F04 Rogers, Zach rush for 4 yards to the FHS0, **1ST DOWN DLHS**, TOUCHDOWN, clock 02:02.
Lehning, Kyle kick attempt good.

==========
DAVID LIPSCOMB 14, FULTON 6
==========

---------- 6 plays, 43 yards, TOP 02:25 ----------

Lehning, Kyle kickoff 44 yards to the FHS16, Smith, Vic return 20 yards to the FHS36 (Dorris, Daniel;Saggio, M.).
F 1-10 F36 FULTON drive start at 02:02.
F 1-10 F36 Cobb, Terrence rush for 6 yards to the FHS42 (Saggio, M.).
F 2-4 F42 Blair, Jonathan pass intercepted by Webb, Evan at the DLHS42, Webb, Evan return 15 yards to the FHS43 (Cason, Mychal).
---------- 2 plays, 6 yards, TOP 01:00 ----------

D 1-10 F43 DAVID LIPSCOMB drive start at 01:02.
D 1-10 F43 Moneypenny, R. rush for 4 yards to the FHS39 (Wilcox, Derek;Crawford, Devin).
D 2-6 F39 Holt, Jeremy rush for loss of 2 yards to the FHS41 (Wilcox, Derek).

====END OF 1st QUARTER=====
DAVID LIPSCOMB 14, FULTON 6
==========

Play-by-Play Summary (2nd quarter)

D 3-8 F41 Start of 2nd quarter, clock 12:00.
D 3-8 F41 Simpson, Caleb pass incomplete to Rogers, Zach (Smith, Vic), *PENALTY FHS holding 10 yards to the FHS31,* ***1ST DOWN DLHS***, NO PLAY.
D 1-10 F31 Holt, Jeremy rush for 2 yards to the FHS29 (Crawford, Devin).
D 2-8 F29 Simpson, Caleb pass incomplete to Tenpenny, M..
D 3-8 F29 Simpson, Caleb pass intercepted by Humphrey, D. at the FHS1, Humphrey, D. return 26 yards to the FHS27 (Moneypenny, R.).

---------- 5 plays, 14 yards, TOP 02:06 ----------

F 1-10 F27 FULTON drive start at 10:56.
F 1-10 F27 Stokes, Bubba rush for 4 yards to the FHS31 (Lehmer, Zack).
F 2-6 F31 Cobb, Terrence rush for 11 yards to the FHS42, **1ST DOWN FHS** (Webb, Evan), *PENALTY DLHS personal foul 15 yards to the DLHS43,* ***1ST DOWN FHS***.
F 1-10 D43 1st and 10.
F 1-10 D43 Cobb, Terrence rush for 1 yard to the DLHS42 (Lehning, Kyle;Saggio, M.).
F 2-9 D42 Cobb, Terrence rush for 8 yards to the DLHS34 (Brewer, Ben).
F 3-1 D34 Cobb, Terrence rush for 7 yards to the DLHS27, **1ST DOWN FHS** (Saggio, M.).
F 1-10 D27 Stokes, Bubba rush for 2 yards to the DLHS25 (Webb, Evan).
F 2-8 D25 Stokes, Bubba rush for 1 yard to the DLHS24 (Cannon, B.).
F 3-7 D24 Timeout Fulton, clock 07:18.
F 3-7 D24 Blair, Jonathan pass complete to Smith, Vic for 14 yards to the DLHS10, **1ST DOWN FHS** (Webb, Evan).
F 1-G D10 Cobb, Terrence rush for 10 yards to the DLHS0, TOUCHDOWN, clock 06:44.
Blair, Jonathan pass attempt failed.

==========
DAVID LIPSCOMB 14, FULTON 12
==========

---------- 9 plays, 73 yards, TOP 04:12 ----------

Williams, J. kickoff 42 yards to the DLHS18, Davis, Kevin return 3 yards to the DLHS21 (Barfield, A.), *PENALTY FHS personal foul 15 yards to the DLHS36*, 1st and 10, DLHS ball on DLHS36.
D 1-10 D36 DAVID LIPSCOMB drive start at 06:44.
D 1-10 D36 *PENALTY DLHS false start 5 yards to the DLHS31*.
D 1-15 D31 Rogers, Zach rush for 44 yards to the FHS25, **1ST DOWN DLHS** (Cobb, Terrence).
D 1-10 F25 Holt, Jeremy rush for 10 yards to the FHS15, **1ST DOWN DLHS** (Siler, Jabriel).
D 1-10 F15 Moneypenny, R. rush for 2 yards to the FHS13 (Gamble, Gary).
D 2-8 F13 Simpson, Caleb sacked for loss of 6 yards to the FHS19 (Hamilton, A.).
D 3-14 F19 Simpson, Caleb rush for 11 yards to the FHS8 (Golliday, Marco).
D 4-3 F08 Timeout David Lipscomb, clock 03:47.
D 4-3 F08 Lehning, Kyle field goal attempt from 25 GOOD, clock 03:42.

==========
DAVID LIPSCOMB 17, FULTON 12
==========

---------- 6 plays, 56 yards, TOP 03:02 ----------

Lehning, Kyle kickoff 28 yards to the FHS32, Humphrey, D. return 0 yards to the FHS32, fumble by Humphrey, D. recovered by FHS Humphrey, D. at FHS23, Humphrey, D. for 2 yards to the FHS25 (Davis, Kevin;Daniel, H.).
F 1-10 F25 FULTON drive start at 03:42, FHS ball on FHS25.
F 1-10 F25 Blair, Jonathan pass complete to Smith, Vic to the FHS42, fumble forced by Saggio, M., fumble by Smith, Vic recovered by FHS Tyson, Ken at FHS41, **1ST DOWN FHS**.
F 1-10 F41 Cobb, Terrence rush for no gain to the FHS41 (Daniel, H.).
F 2-10 F41 Timeout Fulton, clock 02:22.
F 2-10 F41 Cobb, Terrence rush for 10 yards to the DLHS49, **1ST DOWN FHS** (Lehning, Kyle).
F 1-10 D49 Cobb, Terrence rush for 16 yards to the DLHS33, **1ST DOWN FHS** (Webb, Evan).
F 1-10 D33 Blair, Jonathan sacked for loss of 5 yards to the DLHS38 (Daniel, H.),

PENALTY FHS intentional grounding 5 yards to the DLHS43.
F 2-20 D43 2nd and 20.
F 2-20 D43 Wilcox, Derek pass intercepted by Rogers, Zach at the DLHS5, Rogers, Zach return 18 yards to the DLHS23 (Humphrey, D.).

---------- 6 plays, 32 yards, TOP 02:46 ----------

D 1-10 D23 DAVID LIPSCOMB drive start at 00:56.
D 1-10 D23 TEAM rush for loss of 1 yard to the DLHS22.
D 2-11 D22 TEAM rush for loss of 1 yard to the DLHS21.
D 3-12 D21 End of half, clock 00:00.

=====END OF 2nd QUARTER=====
DAVID LIPSCOMB 17, FULTON 12
==========

Play-by-Play Summary (3rd quarter)

```
  D 3-12 D21   Start of 3rd quarter, clock 12:00.
  D 3-12 D21   FHS ball on FHS40.
--------------- 2 plays, 0 yards, TOP 00:56 ---------------

                   Williams, J. kickoff 53 yards to the DLHS7, Moneypenny, R. return 14
                   yards to the DLHS21 (Golliday, Marco).
  D 1-10 D21   DAVID LIPSCOMB drive start at 12:00.
  D 1-10 D21   PENALTY FHS Encroachment 5 yards to the DLHS26.
  D 1-5  D26   Holt, Jeremy rush for 8 yards to the DLHS34, 1ST DOWN DLHS (Crawford,
               Devin).
  D 1-10 D34   Rogers, Zach rush for 1 yard to the DLHS35 (Smith, Vic), PENALTY DLHS
               holding 10 yards to the DLHS25.
  D 1-19 D25   1st and 19.
  D 1-19 D25   Holt, Jeremy rush for 9 yards to the DLHS34 (Siler, Jabriel;Stokes, Bubba).
  D 2-10 D34   Holt, Jeremy rush for 4 yards to the DLHS38 (Wilcox, Derek).
  D 3-6  D38   Simpson, Caleb pass incomplete to Rogers, Zach.
  D 4-6  D38   Tenpenny, M. punt 42 yards to the FHS20, downed.
--------------- 5 plays, 17 yards, TOP 02:15 ---------------

      F 1-10 F20   FULTON drive start at 09:45.
      F 1-10 F20   FHS ball on FHS21.
      F 1-10 F21   Cobb, Terrence rush for 2 yards to the FHS23 (Saggio, M.).
      F 2-8  F23   Blair, Jonathan rush for 3 yards to the FHS26 (Tenpenny, M.;Daniel, H.).
      F 3-5  F26   Cobb, Terrence rush for 9 yards to the FHS35, 1ST DOWN FHS
                   (Cannon, B.).
      F 1-10 F35   Wilcox, Derek rush for 2 yards to the FHS37 (Tenpenny, M.).
      F 2-8  F37   Cobb, Terrence rush for 33 yards to the DLHS30, 1ST DOWN FHS
                   (Dorris, Daniel;Webb, Evan).
      F 1-10 D30   Wilcox, Derek rush for 5 yards to the DLHS25 (Saggio, M.).
      F 2-5  D25   Wilcox, Derek rush for 7 yards to the DLHS18, 1ST DOWN FHS (Webb,
                   Evan).
      F 1-10 D18   Cobb, Terrence rush for 15 yards to the DLHS3, 1ST DOWN FHS
                   (Brewer, Ben).
      F 1-G  D03   Timeout Fulton, clock 05:29.
      F 1-G  D03   Cobb, Terrence rush for 3 yards to the DLHS0, TOUCHDOWN, clock 05:24.
      F 1-G  D02   PENALTY FHS false start 6 yards to the DLHS8.
                   Blair, Jonathan pass attempt failed.

                                  ============================
                                  DAVID LIPSCOMB 17, FULTON 18
                                  ============================

--------------- 9 plays, 79 yards, TOP 04:21 ---------------

                   Williams, J. kickoff 54 yards to the DLHS6, Moneypenny, R. return 12
                   yards to the DLHS18 (McKinney, Juan;Barfield, A.).
  D 1-10 D18   DAVID LIPSCOMB drive start at 05:24.
  D 1-10 D18   Holt, Jeremy rush for 5 yards to the DLHS23 (Gamble, Gary;Stokes, Bubba).
  D 2-5  D23   Rogers, Zach rush for loss of 2 yards to the DLHS21 (Tyson, Ken).
  D 3-7  D21   Simpson, Caleb pass complete to Rogers, Zach for 38 yards to the FHS41,
               1ST DOWN DLHS (Smith, Vic).
  D 1-10 F41   Holt, Jeremy rush for 41 yards to the FHS0, 1ST DOWN DLHS, TOUCHDOWN,
               clock 03:38.
               Lehning, Kyle kick attempt good.

                                  ============================
                                  DAVID LIPSCOMB 24, FULTON 18
                                  ============================

--------------- 4 plays, 82 yards, TOP 01:46 ---------------

               Lehning, Kyle kickoff 29 yards to the FHS31, Humphrey, D. return 13 yards to
               the FHS44 (Stevens, W.).
      F 1-10 F44   FULTON drive start at 03:38.
      F 1-10 F44   Cobb, Terrence rush to the FHS43, fumble forced by Webb, Evan, fumble by
                   Cobb, Terrence recovered by DLHS Webb, Evan at FHS44.
--------------- 1 plays, 0 yards, TOP 00:14 ---------------
```

D 1-10 F44 DAVID LIPSCOMB drive start at 03:24.
D 1-10 F44 Holt, Jeremy rush for 4 yards to the FHS40 (Wilcox, Derek).
D 2-6 F40 Holt, Jeremy rush for 17 yards to the FHS23, **1ST DOWN DLHS** (Siler, Jabriel).
D 1-10 F23 Rogers, Zach rush for 4 yards to the FHS19 (Smith, Vic;Stokes, Bubba).
D 2-6 F19 Holt, Jeremy rush for 3 yards to the FHS16 (Stokes, Bubba).
D 3-3 F16 Holt, Jeremy rush for 2 yards to the FHS14 (Tyson, Ken).
D 4-1 F14 Timeout David Lipscomb, clock 00:55.
D 4-1 F14 Moneypenny, R. rush for no gain to the FHS14 (Gamble, Gary).
---------- 6 plays, 30 yards, TOP 02:35 ----------

F 1-10 F14 FULTON drive start at 00:49.
F 1-10 F14 FHS ball on FHS15.
F 1-10 F15 Cobb, Terrence rush for 9 yards to the FHS24 (Tenpenny, M.;Saggio, M.).
F 2-1 F24 Cobb, Terrence rush for 4 yards to the FHS28, **1ST DOWN FHS** (Cannon, B.).

=====END OF 3rd QUARTER=====
DAVID LIPSCOMB 24, FULTON 18
==========

Play-by-Play Summary (4th quarter)

```
      F 1-10 F28   Start of 4th quarter, clock 12:00.
      F 1-10 F28   Cobb, Terrence rush for 4 yards to the FHS32 (Webb, Evan).
      F 2-6  F32   Stokes, Bubba rush for 3 yards to the FHS35 (Brewer, Ben).
      F 3-3  F35   Cobb, Terrence rush for 5 yards to the FHS40, 1ST DOWN FHS (Webb, Evan).
      F 1-10 F40   Wilcox, Derek rush for 5 yards to the FHS45 (Webb, Evan;Cannon, B.).
      F 2-5  F45   Stokes, Bubba rush for 2 yards to the FHS47 (Saggio, M.;Tenpenny, M.).
      F 3-3  F47   Cobb, Terrence rush for no gain to the FHS47 (Webb, Evan).
      F 4-3  F47   Cobb, Terrence rush for 1 yard to the FHS48 (Rogers, Zach;Tenpenny, M.).
--------------- 9 plays, 33 yards, TOP 04:50 ---------------

  D 1-10 F48   DAVID LIPSCOMB drive start at 07:59.
  D 1-10 F48   DLHS ball on FHS47.
  D 1-10 F47   Holt, Jeremy rush for 3 yards to the FHS44 (Cobb, Terrence).
  D 2-7  F44   Rogers, Zach rush for 1 yard to the FHS43 (Wilcox, Derek).
  D 3-6  F43   Holt, Jeremy rush for 1 yard to the FHS42 (Smith, Vic).
  D 4-5  F42   PENALTY FHS Encroachment 5 yards to the FHS37, 1ST DOWN DLHS.
  D 1-10 F37   Holt, Jeremy rush for 3 yards to the FHS34 (Wilcox, Derek;Stokes, Bubba).
  D 2-7  F34   Rogers, Zach rush for 9 yards to the FHS25, 1ST DOWN DLHS (Siler, Jabriel).
  D 1-10 F25   Holt, Jeremy rush for 4 yards to the FHS21 (Wilcox, Derek).
  D 2-6  F21   PENALTY FHS Encroachment 5 yards to the FHS16.
  D 2-1  F16   Moneypenny, R. rush for 1 yard to the FHS15, 1ST DOWN DLHS (Gamble, Gary).
  D 1-10 F15   Rogers, Zach rush for 2 yards to the FHS13 (Wilcox, Derek).
  D 2-8  F13   Rogers, Zach rush for 4 yards to the FHS9 (Miller, Aaron).
  D 3-4  F09   Holt, Jeremy rush for 6 yards to the FHS3, 1ST DOWN DLHS (Stokes,Bubba;Siler, Jabriel).
  D 1-G  F03   Moneypenny, R. rush for 3 yards to the FHS0, TOUCHDOWN, clock 02:01.
               Holt, Jeremy rush attempt good.
                                  ============================
                                  DAVID LIPSCOMB 32, FULTON 18
                                  ============================
--------------- 11 plays, 47 yards, TOP 05:58 ---------------

               Lehning, Kyle kickoff 60 yards to the FHS0, touchback.
      F 1-10 F20   FULTON drive start at 02:01.
      F 1-10 F20   Blair, Jonathan pass complete to Humphrey, D. for 5 yards to the FHS25
                   (Lehmer, Zack).
      F 2-5  F25   Blair, Jonathan pass complete to Tyson, Ken for loss of 2 yards to the
                   FHS23 (Tenpenny, M.;Holt, Jeremy).
      F 3-7  F23   Timeout Fulton, clock 01:10.
      F 3-7  F23   Blair, Jonathan pass complete to Humphrey, D. for 21 yards to the FHS44,
                   1ST DOWN FHS (Lehning, Kyle).
      F 1-10 F44   Blair, Jonathan pass incomplete to Smith, Vic (Saggio, M.).
      F 2-10 F44   Blair, Jonathan pass complete to Smith, Vic for 25 yards to the DLHS31,
                   1ST DOWN FHS (Davis, Kevin).
      F 1-10 D31   Blair, Jonathan pass incomplete to Smith, Vic (Hudson, Dallon).
      F 2-10 D31   Blair, Jonathan pass complete to Cobb, Terrence for 4 yards to the
                   DLHS27 (Cannon, B.).
      F 3-6  D27   Timeout Fulton, clock 00:31.
      F 3-6  D27   Blair, Jonathan pass incomplete to Tyson, Ken (Cannon, B.).
      F 4-6  D27   Blair, Jonathan pass complete to Smith, Vic for 26 yards to the DLHS1,
                   1ST DOWN FHS (Rogers, Zach).
      F 1-G  D01   TEAM pass incomplete.
      F 2-G  D01   Cobb, Terrence rush for 1 yard to the DLHS0, TOUCHDOWN, clock 00:05.
                   Blair, Jonathan pass attempt failed, PENALTY DLHS pass interference 1
                   yards to the DLHS1, NO PLAY.
                   Cobb, Terrence rush attempt failed.
                                  ============================
                                  DAVID LIPSCOMB 32, FULTON 24
                                  ============================
--------------- 11 plays, 80 yards, TOP 01:56 ---------------

                   Williams, J. kickoff 9 yards to the FHS49, on-side kick, recovered by
                   DLHS on FHS49.
  D 1-10 F49   DAVID LIPSCOMB drive start at 00:05.
  D 1-10 F49   TEAM rush for loss of 1 yard to the 50 yardline.
--------------- 1 plays, minus 1 yards, TOP 00:00 ---------------
                                  ============================
                                  DAVID LIPSCOMB 32, FULTON 24
                                  ============================
```

Play Breakdown Summary

Play Breakdown Summary (Final)
2007 Blue Cross Bowl
David Lipscomb vs Fulton (Dec 8, 2007 at Murfreesboro, TN)

David Lipscomb Down	RUN	PASS	Total
OVERALL.....	48	5	53
1ST DOWN.....	25	0	25
2ND DOWN-SHORT...	2	0	2
2ND DOWN-MIDDLE..	5	0	5
2ND DOWN-LONG....	7	2	9
3RD DOWN-SHORT...	1	0	1
3RD DOWN-MIDDLE..	2	0	2
3RD DOWN-LONG....	4	3	7
4TH DOWN.....	2	0	2

Fulton Down	RUN	PASS	Total
OVERALL.....	36	19	55
1ST DOWN.....	18	8	26
2ND DOWN-SHORT...	2	0	2
2ND DOWN-MIDDLE..	4	2	6
2ND DOWN-LONG....	6	4	10
3RD DOWN-SHORT...	1	0	1
3RD DOWN-MIDDLE..	2	0	2
3RD DOWN-LONG....	1	4	5
4TH DOWN.....	2	1	3

David Lipscomb Formation	RUN	PASS	Total
.....	48	5	53

Fulton Formation	RUN	PASS	Total
.....	36	19	55

Play Breakdown

Play Breakdown (Final)
2007 Blue Cross Bowl
David Lipscomb vs Fulton (Dec 8, 2007 at Murfreesboro, TN)

David Lipscomb (Sorted by Play type)

1ST DOWN RUN (25 RUN, 0 PASS)

1-10 F15 #21 2 [ ]
1-10 F23 #21 4 [ ]
1-15 D31 #21 44 [ ]
1-10 D34 #21 1 [ ]
1-10 F41 #23 41 [ ]
1-10 D18 #23 5 [ ]
1-10 F26 #23 14 [ ]
1-10 F44 #23 4 [ ]
1-10 F31 #23 2 [ ]
1-19 D25 #23 9 [ ]
1-5 D26 #23 8 [ ]
1-10 F43 #23 2 [ ]
1-10 F47 #23 3 [ ]
1-10 F37 #23 3 [ ]
1-10 F25 #23 4 [ ]
1-10 F25 #23 10 [ ]
1-10 F23 #23 0 [ ]
1-10 F12 #28 4 [ ]
1-10 D33 #28 0 [ ]
1-3 F03 #28 3 [ ]
1-8 F08 #28 7 [ ]
1-10 F15 #28 2 [ ]
1-10 F43 #28 4 [ ]
1-10 F49 #TM -1 [ ]
1-10 D23 #TM -1 [ ]

1ST DOWN PASS

2ND-SHORT RUN (2 RUN, 0 PASS)

2-1 F16 #28 1 [ ]
2-1 F01 #28 0 [ ]

2ND-SHORT PASS

2ND-MIDDLE RUN (5 RUN, 0 PASS)

2-5 D23 #21 -2 [ ]
2-6 F39 #23 -2 [ ]
2-6 F19 #23 3 [ ]
2-6 F40 #23 17 [ ]
2-6 F08 #28 0 [ ]

2ND-MIDDLE PASS

2ND-LONG RUN (7 RUN, 2 PASS)

2ND-LONG PASS

```
2-8  F13 #21   4 [    ]                                    2-8  F29 #11 to #32     - [    ]
2-7  F44 #21   1 [    ]                                    2-8  F13 #11 to #    SACK [    ]
2-7  F34 #21   9 [    ]
2-10 F23 #21  15 [    ]
2-10 D34 #23   4 [    ]
2-10 D33 #23  -4 [    ]
2-11 D22 #TM  -1 [    ]

3RD-SHORT RUN  (1 RUN, 0 PASS)                             3RD-SHORT PASS
3-1  F01 #28   1 [    ]

3RD-MIDDLE RUN  (2 RUN, 0 PASS)                            3RD-MIDDLE PASS
3-3  F16 #23   2 [    ]
3-4  F09 #23   6 [    ]

3RD-LONG RUN  (4 RUN, 3 PASS)                              3RD-LONG PASS
3-14 F19 #11  11 [    ]                                    3-7  D21 #11 to #21    38 [    ]
3-6  F08 #23   1 [    ]                                    3-6  D38 #11 to #21     - [    ]
3-6  F43 #23   1 [    ]                                    3-8  F29 #11 to #9    INT [    ]
3-19 D24 #28   2 [    ]

4TH DOWN RUN  (2 RUN, 0 PASS)                              4TH DOWN PASS
4-2  F04 #21   4 [    ]
4-1  F14 #28   0 [    ]
```

Play Breakdown

Play Breakdown (Final)
2007 Blue Cross Bowl
David Lipscomb vs Fulton (Dec 8, 2007 at Murfreesboro, TN)

Fulton (Sorted by Play type)

```
1ST DOWN RUN  (18 RUN, 8 PASS)                             1ST DOWN PASS
1-10 D27 #27   2 [    ]                                    1-10 F16 #10 to #21   INT [    ]
1-10 F27 #27   4 [    ]                                    1-10 F25 #10 to #4     17 [    ]
1-10 F34 #27  14 [    ]                                    1-10 F44 #10 to #4      - [    ]
1-10 F41 #3    0 [    ]                                    1-10 D31 #10 to #4      - [    ]
1-10 F36 #3    6 [    ]                                    1-10 F48 #10 to #9     -5 [    ]
1-3  D03 #3    3 [    ]                                    1-10 F20 #10 to #9      5 [    ]
1-10 D18 #3   15 [    ]                                    1-1  D01 #TM to #       - [    ]
1-10 F15 #3    9 [    ]                                    1-10 D33 #10 to #    SACK [    ]
1-10 F28 #3    4 [    ]
1-10 D49 #3   16 [    ]
1-10 F21 #3    2 [    ]
1-10 F44 #3   -1 [    ]
1-10 F33 #3    1 [    ]
1-10 D10 #3   10 [    ]
1-10 D43 #3    1 [    ]
1-10 D30 #6    5 [    ]
1-10 F40 #6    5 [    ]
1-10 F35 #6    2 [    ]

2ND-SHORT RUN  (2 RUN, 0 PASS)                             2ND-SHORT PASS
2-1  D01 #3    1 [    ]
2-1  F24 #3    4 [    ]

2ND-MIDDLE RUN  (4 RUN, 2 PASS)                            2ND-MIDDLE PASS
2-6  F32 #27   3 [    ]                                    2-5  F25 #10 to #2     -2 [    ]
2-5  F45 #27   2 [    ]                                    2-4  F42 #10 to #42   INT [    ]
2-6  F31 #3   11 [    ]
2-5  D25 #6    7 [    ]

2ND-LONG RUN  (6 RUN, 4 PASS)                              2ND-LONG PASS
2-8  F23 #10   3 [    ]                                    2-20 D43 #6  to #21   INT [    ]
2-8  D25 #27   1 [    ]                                    2-10 D31 #10 to #3      4 [    ]
2-10 F41 #3   10 [    ]                                    2-15 F43 #10 to #3     57 [    ]
2-9  F34 #3   -1 [    ]                                    2-10 F44 #10 to #4     25 [    ]
2-9  D42 #3    8 [    ]
2-8  F37 #3   33 [    ]
```

3RD-SHORT RUN (1 RUN, 0 PASS)
3-1 D34 #3 7 [ ]

3RD-MIDDLE RUN (2 RUN, 0 PASS)
3-3 F35 #3 5 [ ]
3-3 F47 #3 0 [ ]

3RD-LONG RUN (1 RUN, 4 PASS)
3-5 F26 #3 9 [ ]

4TH DOWN RUN (2 RUN, 1 PASS)
4-3 F47 #3 1 [ ]
4-10 F33 #TM 0 [ ]

3RD-SHORT PASS

3RD-MIDDLE PASS

3RD-LONG PASS
3-6 D27 #10 to #2 - [ ]
3-7 D24 #10 to #4 14 [ ]
3-10 F33 #10 to #9 - [ ]
3-7 F23 #10 to #9 21 [ ]

4TH DOWN PASS
4-6 D27 #10 to #4 26 [ ]

2006 Class 3A Football Playoffs

November 3 - December 2, 2006

Notes:

Scoring Summary

Scoring Summary (Final)
2006 Blue Cross Bowl
Fulton vs David Lipscomb (Dec. 2, 2006 at Murfreesboro, TN)

Fulton (14-1) vs. David Lipscomb (13-2)
Date: Dec. 2, 2006 Site: Murfreesboro, TN Stadium: Floyd
Attendance: 4217

Score by Quarters	**1**	**2**	**3**	**4**	**Score**
Fulton.....	0	8	8	8	- 24
David Lipscomb.....	0	0	8	6	- 14

Scoring Summary:

2nd 03:22 FHS - Cobb, Terrence 47 yd fumble recovery (Smith, Victor pass from Stinson, Jock)
FHS 8 - DLHS 0
3rd 02:48 FHS - Rogan, Dennis 18 yd run (Smith, Victor pass from Stinson, Jock)
6 plays, 58 yards, TOP 3:02, FHS 16 - DLHS 0
01:42 DLHS - Lehning, Ben 84 yd pass from Hunt, Brad (Moneypenny, R. rush)
2 plays, 80 yards, TOP 1:06, FHS 16 - DLHS 8
4th 03:57 FHS - Rogan, Dennis 7 yd run (Mathis, J. pass from Stinson, Jock)
8 plays, 63 yards, TOP 4:29, FHS 24 - DLHS 8
02:51 DLHS - Elrod, Matt 1 yd run (Moneypenny, R. rush failed)
5 plays, 72 yards, TOP 1:06, FHS 24 - DLHS 14

Kickoff time: 12:07 PM End of Game: 2:30 PM Total elapsed time: 2:23
Officials: Referee: Marron Hopkins; Umpire: Bill Bell; Linesman: Allen Young;
Line judge: John Dawson; Back judge: Scott Hopper; Field judge: Joe West ECO;
Scorer: Layman/Morris;
Temperature: 41 Wind: W 8 Weather: Sunny

Offensive MVP: Dennis Rogan (FHS)
Defensive MVP: Terrence Cobb (FHS)

Team Statistics

Team Statistics (Final)
2006 Blue Cross Bowl
Fulton vs David Lipscomb (Dec. 2, 2006 at Murfreesboro, TN)

	FHS	DLHS
FIRST DOWNS.....	**16**	**13**
Rushing.....	15	9
Passing.....	1	4
Penalty.....	0	0
NET YARDS RUSHING.....	**289**	**143**
Rushing Attempts.....	44	40
Average Per Rush.....	6.6	3.6
Yards Gained Rushing.....	296	203
Yards Lost Rushing.....	7	60
NET YARDS PASSING.....	**33**	**132**
Completions-Attempts-Int....	2-9-2	8-13-0
Average Per Attempt.....	3.7	10.2
Average Per Completion.....	16.5	16.5
TOTAL OFFENSE YARDS.....	**322**	**275**
Total offense plays.....	53	53
Average Gain Per Play.....	6.1	5.2
Fumbles: Number-Lost.....	3-1	3-1
Penalties: Number-Yards.....	6-55	4-33
PUNTS-YARDS.....	1-43	4-119
Average Yards Per Punt.....	43.0	29.8
Net Yards Per Punt.....	39.0	29.8
Inside 20.....	0	1
50+ Yards.....	0	0
Touchbacks.....	0	0
Fair catch.....	0	0
KICKOFFS-YARDS.....	4-193	2-56
Average Yards Per Kickoff...	48.2	28.0
Net Yards Per Kickoff.....	34.5	18.5
Touchbacks.....	0	0
Punt returns: Number-Yards-TD.	0-0-0	1-4-0
Average Per Return.....	0.0	4.0
Kickoff returns: Number-Yds-TD	2-19-0	4-55-0
Average Per Return.....	9.5	13.8
Interceptions: Number-Yds-TD..	0-0-0	2-18-0
Fumble Returns: Number-Yds-TD.	1-47-1	0-0-0
Miscellaneous Yards.....	0	0
Possession Time.....	23:21	24:39
1st Quarter.....	3:20	8:40
2nd Quarter.....	1:45	10:15
3rd Quarter.....	9:23	2:37
4th Quarter.....	8:53	3:07
Third-Down Conversions.....	6 of 10	3 of 10
Fourth-Down Conversions.....	0 of 1	1 of 3
Red-Zone Scores-Chances.....	2-4	1-1
Sacks By: Number-Yards.....	5-39	0-0
PAT Kicks.....	0-0	0-0
Field Goals.....	0-0	0-0

Individual Statistics

Individual Statistics (Final)
2006 Blue Cross Bowl
Fulton vs David Lipscomb (Dec. 2, 2006 at Murfreesboro, TN)

Fulton

Rushing	No	Gain	Loss	Net	TD	Lg	Avg
Rogan, Dennis	33	213	5	208	2	23	6.3
Freeney, Dennis	4	33	0	33	0	16	8.2
Winters, B.	4	31	0	31	0	15	7.8
Stokes, Bubba	1	18	0	18	0	16	18.0
Stinson, Jock	1	1	0	1	0	0	1.0
TEAM	1	0	2	-2	0	0	-2.0
Totals...	44	296	7	289	2	23	6.6

Passing	Att-Cmp-Int	Yds	TD	Long	Sack
Stinson, Jock	8-2-1	33	0	21	0
Rogan, Dennis	1-0-1	0	0	0	0
Totals...	9-2-2	33	0	21	0

Receiving	No.	Yds	TD	Long
Freeney, Dennis	1	21	0	21
Smith, Victor	1	12	0	12
Totals...	2	33	0	21

Punting	No.	Yds	Avg	Long	In20	TB
Freeney, Dennis	1	43	43.0	43	0	0
Totals...	1	43	43.0	43	0	0

All Returns	Punts			Kickoffs			Intercept		
	No.	Yds.	Lg	No.	Yds.	Lg	No.	Yds.	Lg
Rogan, Dennis	0	0	0	2	19	18	0	0	0
Totals...	0	0	0	2	19	18	0	0	0

Field goal attempts

Kickoffs	No.	Yds	TB	OB	Avg
Rogan, Dennis	4	193	0	0	48.2

David Lipscomb

Rushing	No	Gain	Loss	Net	TD	Lg	Avg
Elrod, Matt	15	117	4	113	1	59	7.5
Moneypenny, R.	10	65	0	65	0	22	6.5
Davis, Kevin	5	15	1	14	0	7	2.8
Holt, Jeremy	4	7	9	-2	0	4	-0.5
Hunt, Brad	6	0	46	-46	0	0	-7.7
Seamon, B.	0	-1	0	-1	0	0	0.0
Totals...	40	203	60	143	1	59	3.6

Passing	Att-Cmp-Int	Yds	TD	Long	Sack
Hunt, Brad	13-8-0	132	1	84	5
Totals...	13-8-0	132	1	84	5

Receiving	No.	Yds	TD	Long
Elrod, Matt	6	44	0	11
Lehning, Ben	1	84	1	84
Prady, Connor	1	4	0	4
Totals...	8	132	1	84

Punting	No.	Yds	Avg	Long	In20	TB
Lehning, Ben	4	119	29.8	32	1	0
Totals...	4	119	29.8	32	1	0

All Returns	Punts			Kickoffs			Intercept		
	No.	Yds.	Lg	No.	Yds.	Lg	No.	Yds.	Lg
Prady, Connor	1	4	4	0	0	0	0	0	0
Rogers, Zach	0	0	0	0	0	0	1	18	18
Scott, Thomas	0	0	0	0	0	0	1	0	0
Davis, Kevin	0	0	0	4	55	21	0	0	0
Totals...	1	4	4	4	55	21	2	18	18

Field goal attempts

Kickoffs	No.	Yds	TB	OB	Avg
Lyons, Daniel	2	56	0	0	28.0

FUMBLES: Fulton-Rogan, Dennis 1-0; Stinson, Jock 1-0; Stokes, Bubba 1-1. David Lipscomb-Hunt, Brad 2-1; Davis, Kevin 1-0.

Drive Chart

Drive Chart (Final)
2006 Blue Cross Bowl
Fulton vs David Lipscomb (Dec. 2, 2006 at Murfreesboro, TN)

	Drive Started				Drive Ended			Consumed	
Team	**Qtr**	**Spot**	**Time**	**Obtained**	**Spot**	**Time**	**How Lost**	**Pl-Yds**	**TOP**
FHS	1st	F38	05:30	Downs	D27	03:42	Fumble	5-35	1:48
FHS	1st	F47	01:32	Punt	D39	11:51	Interception	6-14	1:41
FHS	2nd	F18	06:35	Punt	F22	04:59	Punt	3-4	1:36
FHS	2nd	D47	03:22	Fumble	D47	03:22	*TOUCHDOWN	0-0	0:00
FHS	2nd	F49	00:00	Downs	F49	00:00	End of half	0-0	0:00
FHS	3rd	F33	12:00	Kickoff	D27	07:21	Interception	10-40	4:39
FHS	3rd	F42	05:50	Punt	D00	02:48	*TOUCHDOWN	6-58	3:02#
FHS	3rd	F50	01:42	Kickoff	D32	10:27	Downs	7-18	3:15#
FHS	4th	F37	08:26	Punt	D00	03:57	*TOUCHDOWN	8-63	4:29#
FHS	4th	F47	02:51	Kickoff	D13	00:00	End of half	8-40	2:51#
DLHS	1st	D27	12:00	Kickoff	F38	05:30	Downs	12-35	6:30
DLHS	1st	D27	03:42	Fumble	D22	01:32	Punt	3--5	2:10
DLHS	2nd	D25	11:51	Interception	F43	06:35	Punt	10-32	5:16
DLHS	2nd	D39	04:59	Punt	D47	03:22	Fumble	4-8	1:37
DLHS	2nd	D27	03:22	Kickoff	F49	00:00	Downs	10-24	3:22
DLHS	3rd	D40	12:00	Possession	D40	12:00	Kickoff	0-0	0:00
DLHS	3rd	D25	07:21	Interception	D27	05:50	Punt	3-2	1:31
DLHS	3rd	D20	02:48	Kickoff	F00	01:42	*TOUCHDOWN	2-80	1:06
DLHS	4th	D32	10:27	Downs	D31	08:26	Punt	4--1	2:01
DLHS	4th	D28	03:57	Kickoff	F00	02:51	*TOUCHDOWN	5-72	1:06#

FHS	**1st Qtr**	**2nd Qtr**	**3rd Qtr**	**4th Qtr**	**1st Half**	**2nd Half**	**Total**
Time of possession	03:20	01:45	09:23	08:53	05:05	18:16	23:21
3rd Down Conversions	1/1	0/2	3/4	2/3	1/3	5/7	6/10
Avg Field Position	F42	F18	F41	F42	F34	F41	F39
4th Down Conversions	0/0	0/0	0/0	0/1	0/0	0/1	0/1

DLHS	**1st Qtr**	**2nd Qtr**	**3rd Qtr**	**4th Qtr**	**1st Half**	**2nd Half**	**Total**
Time of possession	08:40	10:15	02:37	03:07	18:55	05:44	24:39
3rd Down Conversions	0/3	2/4	0/1	1/2	2/7	1/3	3/10
Avg Field Position	D27	D30	D22	D30	D29	D26	D27
4th Down Conversions	1/2	0/1	0/0	0/0	1/3	0/0	1/3

Drive Chart (By Quarter)

	Drive Started				Drive Ended			Consumed	
Team	**Qtr**	**Spot**	**Time**	**Obtained**	**Spot**	**Time**	**How Lost**	**Pl-Yds**	**TOP**
DLHS	1st	D27	12:00	Kickoff	F38	05:30	Downs	12-35	6:30
FHS	1st	F38	05:30	Downs	D27	03:42	Fumble	5-35	1:48
DLHS	1st	D27	03:42	Fumble	D22	01:32	Punt	3--5	2:10
FHS	1st	F47	01:32	Punt	D39	11:51	Interception	6-14	1:41
DLHS	2nd	D25	11:51	Interception	F43	06:35	Punt	10-32	5:16
FHS	2nd	F18	06:35	Punt	F22	04:59	Punt	3-4	1:36
DLHS	2nd	D39	04:59	Punt	D47	03:22	Fumble	4-8	1:37
FHS	2nd	D47	03:22	Fumble	D47	03:22	*TOUCHDOWN	0-0	0:00
DLHS	2nd	D27	03:22	Kickoff	F49	00:00	Downs	10-24	3:22
FHS	2nd	F49	00:00	Downs	F49	00:00	End of half	0-0	0:00
DLHS	3rd	D40	12:00	Possession	D40	12:00	Kickoff	0-0	0:00
FHS	3rd	F33	12:00	Kickoff	D27	07:21	Interception	10-40	4:39
DLHS	3rd	D25	07:21	Interception	D27	05:50	Punt	3-2	1:31
FHS	3rd	F42	05:50	Punt	D00	02:48	*TOUCHDOWN	6-58	3:02#
DLHS	3rd	D20	02:48	Kickoff	F00	01:42	*TOUCHDOWN	2-80	1:06
FHS	3rd	F50	01:42	Kickoff	D32	10:27	Downs	7-18	3:15#
DLHS	4th	D32	10:27	Downs	D31	08:26	Punt	4--1	2:01
FHS	4th	F37	08:26	Punt	D00	03:57	*TOUCHDOWN	8-63	4:29#
DLHS	4th	D28	03:57	Kickoff	F00	02:51	*TOUCHDOWN	5-72	1:06#
FHS	4th	F47	02:51	Kickoff	D13	00:00	End of half	8-40	2:51#

Defensive Statistics

Defensive Statistics (Final)
2006 Blue Cross Bowl
Fulton vs David Lipscomb (Dec. 2, 2006 at Murfreesboro, TN)

Fulton

##	Player	Solo	Ast	Tot	TFL/Yds	FF	FR-Yd	Intc	BrUp	Blkd	Sack/Yds	QH
7	Freeney, Dennis	6	4	10	.	.	.	.	.	.	.	.
4	Smith, Victor	6	3	9	.	.	.	.	1	.	.	.
42	Mathis, J.	5	3	8	2.5/15	.	.	.	1	.	3/15	.
44	Gildner, Blake	6	1	7	2.0/11	.	.	.	.	.	.	.
27	Stokes, Bubba	4	2	6	1.0/11	.	.	.	.	.	1/11	.
21	Winters, B.	3	3	6	2.5/4	.	.	.	.	.	.	.
3	Cobb, Terrence	3	2	5	1.5/13	1	1-47	.	.	.	2/13	.
99	Hamilton, A.	2	2	4	1.5/3	.	.	.	.	.	.	.
2	Tyson, Ken	2	1	3	.	.	.	.	.	.	.	.
13	Mattress, T.	1	1	2	.	.	.	.	.	.	.	.
9	Humphrey, D.	1	.	1	.	.	.	.	1	.	.	.
51	Kennedy, Chase	1	.	1	.	.	.	.	.	.	.	.

David Lipscomb

##	Player	Solo	Ast	Tot	TFL/Yds	FF	FR-Yd	Intc	BrUp	Blkd	Sack/Yds	QH
44	Lehning, Ben	6	6	12	.	.	.	.	.	.	.	.
13	Prady, Connor	8	.	8	.	1	.	.	2	.	.	.
50	Binkley, Dale	3	5	8	1.0/1	.	.	.	.	.	.	.
32	Tenpenny, M.	2	5	7	0.5/1	.	.	.	.	.	.	.
42	Webb, Evan	2	5	7	0.5/2	1	.	.	.	.	.	.
40	Elrod, Matt	2	2	4	1.0/1	.	.	.	1	.	.	.
35	Stevens, C.	.	3	3	.	.	1-0	.	.	.	.	.
21	Rogers, Zach	2	.	2	.	.	.	1-18	.	.	.	.
55	Hudson, Donnie	1	1	2	.	.	.	.	.	.	.	.
15	Scott, Thomas	1	1	2	.	.	.	1-0	.	.	.	.
22	Wood, Burton	.	2	2	.	.	.	.	.	.	.	.
10	Johnson, G.	1	.	1	.	.	.	.	.	.	.	.
81	Dorris, Daniel	.	1	1	.	.	.	.	.	.	.	.
66	Cannon, Brandon	.	1	1	.	.	.	.	.	.	.	.

Play-by-Play Summary (1st Quarter)

```
               Rogan, Dennis kickoff 51 yards to the DLHS9, Davis, Kevin return 18 yards to
               the DLHS27 (Mathis, J.;Mattress, T.).
      D 1-10 D27   PENALTY FHS offside 5 yards to the DLHS32.
      D 1-5  D32   Elrod, Matt rush for 4 yards to the DLHS36 (Smith, Victor).
      D 2-1  D36   Elrod, Matt rush for 9 yards to the DLHS45, 1ST DOWN DLHS (Smith,
                   Victor;Freeney, Dennis).
      D 1-10 D45   Moneypenny, R. rush for 9 yards to the FHS46 (Gildner, Blake).
      D 2-1  F46   Elrod, Matt rush for 8 yards to the FHS38, 1ST DOWN DLHS (Smith,
                   Victor).
      D 1-10 F38   Holt, Jeremy rush for 3 yards to the FHS35 (Smith, Victor).
      D 2-7  F35   Moneypenny, R. rush for 2 yards to the FHS33 (Cobb, Terrence).
      D 3-5  F33   Elrod, Matt rush for 4 yards to the FHS29 (Freeney, Dennis;Hamilton,
                   A.).
      D 4-1  F29   Elrod, Matt rush for 5 yards to the FHS24, 1ST DOWN DLHS (Stokes,
                   Bubba;Smith, Victor).
      D 1-10 F24   Davis, Kevin rush for 2 yards to the FHS22 (Tyson, Ken;Smith, Victor).
      D 2-8  F22   Elrod, Matt rush for 3 yards to the FHS19 (Gildner, Blake).
      D 3-5  F19   PENALTY DLHS false start 6 yards to the FHS25.
      D 3-11 F25   Elrod, Matt rush for loss of 2 yards to the FHS27 (Hamilton, A.).
      D 4-13 F27   Hunt, Brad sacked for loss of 11 yards to the FHS38 (Stokes, Bubba).
--------------- 12 plays, 35 yards, TOP 06:30 ---------------

  F 1-10 F38   FULTON drive start at 05:30 (1st).
  F 1-10 F38   Rogan, Dennis rush for 4 yards to the FHS42 (Rogers, Zach).
  F 2-6  F42   Rogan, Dennis rush for 5 yards to the FHS47 (Binkley, Dale).
  F 3-1  F47   Timeout David Lipscomb, clock 04:19.
  F 3-1  F47   Rogan, Dennis rush for 8 yards to the DLHS45, 1ST DOWN FHS (Binkley,
               Dale;Wood, Burton).
  F 1-10 D45   Stinson, Jock pass incomplete to Smith, Victor (Prady, Connor).
  F 2-10 D45   Stokes, Bubba rush to the DLHS29, fumble forced by Prady, Connor, fumble by
               Stokes, Bubba recovered by DLHS Stevens, C. at DLHS27.
--------------- 5 plays, 35 yards, TOP 01:48 ---------------

      D 1-10 D27   DAVID LIPSCOMB drive start at 03:42 (1st).
      D 1-10 D27   Holt, Jeremy rush for loss of 7 yards to the DLHS20 (Gildner, Blake).
      D 2-17 D20   Hunt, Brad sacked for loss of 9 yards to the DLHS11 (Mathis, J.;Cobb,
                   Terrence).
      D 3-26 D11   Elrod, Matt rush for 11 yards to the DLHS22 (Freeney, Dennis;Cobb,
                   Terrence).
      D 4-15 D22   Lehning, Ben punt 31 yards to the FHS47, downed.
--------------- 3 plays, minus 5 yards, TOP 02:10 ---------------

  F 1-10 F47   FULTON drive start at 01:32 (1st).
  F 1-10 F47   Rogan, Dennis rush for 14 yards to the DLHS39, 1ST DOWN FHS (Lehning,
               Ben).
  F 1-10 D39   Rogan, Dennis rush for 11 yards to the DLHS28, 1ST DOWN FHS

               (Tenpenny, M.).
  F 1-10 D28   Rogan, Dennis rush for 1 yard to the DLHS27 (Stevens, C.;Lehning, Ben),
               PENALTY FHS holding 10 yards to the DLHS37.
  F 1-19 D37   1st and 19.
  F 1-19 D37   Rogan, Dennis rush for loss of 3 yards to the DLHS40 (Webb, Evan;Tenpenny,
               M.).
  F 2-22 D40   Freeney, Dennis rush for 1 yard to the DLHS39 (Lehning, Ben).

                                        ====END OF 1st QUARTER====
                                        FULTON 0, DAVID LIPSCOMB 0
                                        ==========================
```

Play-by-Play Summary (2nd quarter)

```
  F 3-21 D39   Start of 2nd quarter, clock 12:00.
  F 3-21 D39   Rogan, Dennis pass intercepted by Scott, Thomas at the DLHS25, Scott, Thomas
               return 0 yards to the DLHS25 (Freeney, Dennis).
--------------- 6 plays, 14 yards, TOP 01:41 ---------------

      D 1-10 D25   DAVID LIPSCOMB drive start at 11:51 (2nd).
      D 1-10 D25   Elrod, Matt rush for 2 yards to the DLHS27 (Stokes, Bubba).
      D 2-8  D27   Moneypenny, R. rush for 9 yards to the DLHS36, 1ST DOWN DLHS
                   (Freeney, Dennis).
      D 1-10 D36   Davis, Kevin rush for 1 yard to the DLHS37 (Mathis, J.).
      D 2-9  D37   Elrod, Matt rush for 5 yards to the DLHS42 (Freeney, Dennis).
      D 3-4  D42   Elrod, Matt rush for 4 yards to the DLHS46, 1ST DOWN DLHS
                   (Stokes, Bubba).
      D 1-10 D46   Holt, Jeremy rush for 4 yards to the 50 yardline (Cobb, Terrence).
      D 2-6  D50   Davis, Kevin rush for 7 yards to the FHS43, 1ST DOWN DLHS (Tyson,
                   Ken).
      D 1-10 F43   Davis, Kevin rush for loss of 1 yard to the FHS44 (Winters, B.).
      D 2-11 F44   Moneypenny, R. rush for 1 yard to the FHS43 (Mathis, J.;Winters, B.).
      D 3-10 F43   Timeout David Lipscomb, clock 06:49.
      D 3-10 F43   Hunt, Brad pass incomplete to Lehning, Ben.
      D 4-10 F43   Lehning, Ben punt 25 yards to the FHS18, downed.
--------------- 10 plays, 32 yards, TOP 05:16 ---------------

  F 1-10 F18   FULTON drive start at 06:35 (2nd).
  F 1-10 F18   Rogan, Dennis rush for 1 yard to the FHS19 (Binkley, Dale;Webb, Evan).
  F 2-9  F19   Winters, B. rush for 3 yards to the FHS22 (Lehning, Ben).
  F 3-6  F22   Stinson, Jock pass incomplete to Humphrey, D..
  F 4-6  F22   Freeney, Dennis punt 43 yards to the DLHS35, Prady, Connor return 4 yards to
               the DLHS39 (Gildner, Blake).
--------------- 3 plays, 4 yards, TOP 01:36 ---------------

      D 1-10 D39   DAVID LIPSCOMB drive start at 04:59 (2nd).
      D 1-10 D39   Moneypenny, R. rush for 22 yards to the FHS39, 1ST DOWN DLHS

                   (Freeney, Dennis).
      D 1-10 F39   Moneypenny, R. rush for no gain to the FHS39 (Smith, Victor), PENALTY
                   DLHS holding 12 yards to the DLHS49.
      D 1-22 D49   1st and 22.
      D 1-22 D49   Moneypenny, R. rush for 5 yards to the FHS46 (Winters, B.).
      D 2-17 F46   Hunt, Brad rush to the 50 yardline, fumble by Hunt, Brad recovered by
                   FHS Cobb, Terrence at DLHS47, Cobb, Terrence for 47 yards to the DLHS0,
                   TOUCHDOWN, clock 03:22.
--------------- 4 plays, 8 yards, TOP 01:37 ---------------

               Stinson, Jock pass attempt to Smith, Victor good.

                                    ==========================
                                    FULTON 8, DAVID LIPSCOMB 0
                                    ==========================


               Rogan, Dennis kickoff 54 yards to the DLHS6, Davis, Kevin return 21 yards to
               the DLHS27 (Gildner, Blake;Stokes, Bubba).
      D 1-10 D27   DAVID LIPSCOMB drive start at 03:22 (2nd).
      D 1-10 D27   Hunt, Brad pass complete to Elrod, Matt for 9 yards to the DLHS36
                   (Tyson, Ken).
      D 2-1  D36   Moneypenny, R. rush for 2 yards to the DLHS38, 1ST DOWN DLHS
                   (Freeney, Dennis;Winters, B.).
      D 1-10 D38   Hunt, Brad pass complete to Elrod, Matt for 11 yards to the DLHS49,
                   1ST DOWN DLHS (Mattress, T.).
      D 1-10 D49   Davis, Kevin rush for 5 yards to the FHS46 (Mathis, J.).
      D 2-5  F46   Hunt, Brad pass incomplete to Rogers, Zach (Humphrey, D.).
      D 3-5  F46   Hunt, Brad pass complete to Elrod, Matt for 10 yards to the FHS36,
                   1ST DOWN DLHS (Stokes, Bubba).
      D 1-10 F36   Hunt, Brad sacked for loss of 9 yards to the FHS45 (Cobb, Terrence),
                   fumble by Hunt, Brad recovered by DLHS Seamon, B. at FHS45, Seamon, B. for
                   loss of 1 yard to the FHS46.
      D 2-20 F46   Hunt, Brad sacked for loss of 7 yards to the DLHS47 (Mathis, J.),
```

PENALTY DLHS intentional grounding 5 yards to the DLHS42.
D 3-32 D42 3rd and 32.
D 3-32 D42 Holt, Jeremy rush for loss of 2 yards to the DLHS40 (Hamilton, A.;Winters, B.).
D 4-34 D40 Timeout Fulton, clock 00:03.
D 4-34 D40 Timeout Fulton, clock 00:03.
D 4-34 D40 Moneypenny, R. rush for 11 yards to the FHS49 (Smith, Victor).
---------- 10 plays, 24 yards, TOP 03:22 ----------

F 1-10 F49 FULTON drive start at 00:00 (2nd).
F 1-10 F49 End of half, clock 00:00.

====END OF 2nd QUARTER====
FULTON 8, DAVID LIPSCOMB 0
==========

Play-by-Play Summary (3rd quarter)

```
  F 1-10 F49   Start of 3rd quarter, clock 12:00.
  F 1-10 F49   Change of possession, DLHS ball on DLHS40, 1st and 10.

      D 1-10 D40   DAVID LIPSCOMB drive start at 12:00 (3rd).

                   Lyons, Daniel kickoff 28 yards to the FHS32, Rogan, Dennis return 1
                   yards to the FHS33 (Dorris, Daniel;Tenpenny, M.).
  F 1-10 F33   FULTON drive start at 12:00 (3rd).
  F 1-10 F33   Rogan, Dennis rush for 3 yards to the FHS36 (Lehning, Ben;Binkley, Dale).
  F 2-7  F36   Rogan, Dennis rush for 6 yards to the FHS42 (Tenpenny, M.;Lehning, Ben).
  F 3-1  F42   Rogan, Dennis rush for 11 yards to the DLHS47, 1ST DOWN FHS (Prady,
               Connor).
  F 1-10 D47   Rogan, Dennis rush for 2 yards to the DLHS45 (Lehning, Ben).
  F 2-8  D45   Rogan, Dennis rush for 1 yard to the DLHS44 (Lehning, Ben;Stevens, C.).
  F 3-7  D44   Stinson, Jock pass complete to Freeney, Dennis for 21 yards to the DLHS23,
               1ST DOWN FHS (Elrod, Matt).
  F 1-10 D23   Rogan, Dennis rush for loss of 1 yard to the DLHS24 (Elrod, Matt),
               PENALTY FHS illegal block 15 yards to the DLHS39.
  F 1-26 D39   1st and 26.
  F 1-26 D39   Stinson, Jock pass complete to Smith, Victor for 12 yards to the DLHS27
               (Scott, Thomas).
  F 2-14 D27   Stinson, Jock pass incomplete to Mathis, J..
  F 3-14 D27   Stinson, Jock pass intercepted by Rogers, Zach at the DLHS7, Rogers, Zach
               return 18 yards to the DLHS25 (Kennedy, Chase).
--------------- 10 plays, 40 yards, TOP 04:39 ---------------

      D 1-10 D25   DAVID LIPSCOMB drive start at 07:21 (3rd).
      D 1-10 D25   Moneypenny, R. rush for 4 yards to the DLHS29 (Gildner, Blake).
      D 2-6  D29   Elrod, Matt rush for loss of 2 yards to the DLHS27 (Winters, B.).
      D 3-8  D27   Hunt, Brad pass incomplete to Davis, Kevin (Smith, Victor).
      D 4-8  D27   Lehning, Ben punt 31 yards to the FHS42, out-of-bounds.
--------------- 3 plays, 2 yards, TOP 01:31 ---------------

  F 1-10 F42   FULTON drive start at 05:50 (3rd).
  F 1-10 F42   Winters, B. rush for 15 yards to the DLHS43, 1ST DOWN FHS (Prady,
               Connor).
  F 1-10 D43   Rogan, Dennis rush for 2 yards to the DLHS41 (Hudson, Donnie;Stevens, C.).
  F 2-8  D41   PENALTY FHS false start 5 yards to the DLHS46.
  F 2-13 D46   Rogan, Dennis rush for 7 yards to the DLHS39 (Tenpenny, M.;Wood, Burton).
  F 3-6  D39   Freeney, Dennis rush for 16 yards to the DLHS23, 1ST DOWN FHS (Prady,
               Connor).
  F 1-10 D23   Rogan, Dennis rush for 5 yards to the DLHS18 (Hudson, Donnie).
  F 2-5  D18   Rogan, Dennis rush for 18 yards to the DLHS0, 1ST DOWN FHS,
               TOUCHDOWN, clock 02:48.
               Stinson, Jock pass attempt to Smith, Victor good.

                                    ==========================
                                    FULTON 16, DAVID LIPSCOMB 0
                                    ==========================

--------------- 6 plays, 58 yards, TOP 03:02 ---------------

               Rogan, Dennis kickoff 43 yards to the DLHS17, Davis, Kevin return 0 yards to
               the DLHS17, fumble by Davis, Kevin recovered by DLHS Davis, Kevin at DLHS20.
      D 1-10 D20   DAVID LIPSCOMB drive start at 02:48 (3rd), DLHS ball on DLHS20.
      D 1-10 D20   Hunt, Brad pass complete to Elrod, Matt for loss of 4 yards to the
                   DLHS16 (Gildner, Blake).
      D 2-14 D16   Hunt, Brad pass complete to Lehning, Ben for 84 yards to the FHS0,
                   1ST DOWN DLHS, TOUCHDOWN, clock 01:42.
                   Moneypenny, R. rush attempt good.

                                    ==========================
                                    FULTON 16, DAVID LIPSCOMB 8
                                    ==========================

--------------- 2 plays, 80 yards, TOP 01:06 ---------------
```

Lyons, Daniel kickoff 28 yards to the FHS32, Rogan, Dennis return 18 yards to the 50 yardline (Johnson, G.).

F 1-10 F50 FULTON drive start at 01:42 (3rd).

F 1-10 F50 Rogan, Dennis rush for 21 yards to the DLHS29, **1ST DOWN FHS** (Prady, Connor).

F 1-10 D29 Rogan, Dennis rush for 4 yards to the DLHS25 (Binkley, Dale).

F 2-6 D25 Winters, B. rush for 8 yards to the DLHS17, **1ST DOWN FHS** (Webb, Evan).

====END OF 3rd QUARTER=====
FULTON 16, DAVID LIPSCOMB 8
==========

Play-by-Play Summary (4th quarter)

```
  F 1-10 D17   Start of 4th quarter, clock 12:00.
  F 1-10 D17   Rogan, Dennis rush for loss of 1 yard to the DLHS18 (Binkley, Dale).
  F 2-11 D18   Stinson, Jock rush to the DLHS18, fumble by Stinson, Jock recovered by FHS
               Stinson, Jock at DLHS18, Stinson, Jock for 1 yard to the DLHS17.
  F 3-10 D17   Stinson, Jock pass incomplete to Tyson, Ken (Prady, Connor).
  F 4-10 D17   PENALTY FHS unsportsmanlike conduct 15 yards to the DLHS32.
  F 4-25 D32   Stinson, Jock pass incomplete to Freeney, Dennis (Elrod, Matt).
--------------- 7 plays, 18 yards, TOP 03:15 ---------------

      D 1-10 D32   DAVID LIPSCOMB drive start at 10:27 (4th).
      D 1-10 D32   Hunt, Brad pass complete to Elrod, Matt for 10 yards to the DLHS42
                   (Smith, Victor), PENALTY DLHS illegal block 10 yards to the DLHS32.
      D 1-10 D32   1st and 10.
      D 1-10 D32   Elrod, Matt rush for 2 yards to the DLHS34 (Hamilton, A.).
      D 2-8  D34   Hunt, Brad sacked for loss of 3 yards to the DLHS31 (Mathis, J.).
      D 3-11 D31   Hunt, Brad pass incomplete to Elrod, Matt (Mathis, J.).
      D 4-11 D31   Lehning, Ben punt 32 yards to the FHS37, downed.
--------------- 4 plays, minus 1 yards, TOP 02:01 ---------------

  F 1-10 F37   FULTON drive start at 08:26 (4th).
  F 1-10 F37   Rogan, Dennis rush for 13 yards to the 50 yardline, 1ST DOWN FHS
               (Lehning, Ben).
  F 1-10 F50   Rogan, Dennis rush for 4 yards to the DLHS46 (Lehning, Ben;Elrod, Matt).
  F 2-6  D46   Winters, B. rush for 5 yards to the DLHS41 (Binkley, Dale;Webb, Evan).
  F 3-1  D41   Rogan, Dennis rush for 5 yards to the DLHS36, 1ST DOWN FHS (Rogers,
               Zach).
  F 1-10 D36   Rogan, Dennis rush for 8 yards to the DLHS28 (Webb, Evan;Tenpenny, M.).
  F 2-2  D28   PENALTY FHS false start 5 yards to the DLHS33.
  F 2-7  D33   Rogan, Dennis rush for 23 yards to the DLHS10, 1ST DOWN FHS (Prady,
               Connor).
  F 1-G  D10   Rogan, Dennis rush for 3 yards to the DLHS7 (Tenpenny, M.).
  F 2-G  D07   Rogan, Dennis rush for 7 yards to the DLHS0, TOUCHDOWN, clock 03:57.
               Stinson, Jock pass attempt to Mathis, J. good.

                                    ==========================
                                    FULTON 24, DAVID LIPSCOMB 8
                                    ==========================

--------------- 8 plays, 63 yards, TOP 04:29 ---------------

               Rogan, Dennis kickoff 45 yards to the DLHS15, Davis, Kevin return 13 yards
               to the DLHS28 (Mathis, J.).
      D 1-10 D28   DAVID LIPSCOMB drive start at 03:57 (4th).
      D 1-10 D28   Hunt, Brad pass incomplete to Prady, Connor.
      D 2-10 D28   Hunt, Brad pass complete to Elrod, Matt for 8 yards to the DLHS36
                   (Freeney, Dennis).
      D 3-2  D36   Hunt, Brad pass complete to Prady, Connor for 4 yards to the DLHS40,
                   1ST DOWN DLHS (Humphrey, D.).
      D 1-10 D40   Elrod, Matt rush for 59 yards to the FHS1, 1ST DOWN DLHS

                   (Freeney, Dennis).
      D 1-G  F01   Elrod, Matt rush for 1 yard to the FHS0, TOUCHDOWN, clock 02:51.
                   Moneypenny, R. rush attempt failed.

                                    ===========================
                                    FULTON 24, DAVID LIPSCOMB 14
                                    ===========================

--------------- 5 plays, 72 yards, TOP 01:06 ---------------

                   Lyons, Daniel kickoff 12 yards to the FHS48, on-side kick, recovered by
                   FHS on FHS47.
  F 1-10 F47   FULTON drive start at 02:51 (4th).
  F 1-10 F47   Rogan, Dennis rush to the FHS46, fumble forced by Webb, Evan, fumble by
               Rogan, Dennis recovered by FHS Rogan, Dennis at FHS47.
  F 2-10 F47   Timeout David Lipscomb, clock 02:38.
  F 2-10 F47   Freeney, Dennis rush for 2 yards to the FHS49 (Binkley, Dale;Scott, Thomas).
  F 3-8  F49   Timeout David Lipscomb, clock 02:29.
```

F 3-8 F49 Freeney, Dennis rush for 14 yards to the DLHS37, **1ST DOWN FHS** (Prady, Connor).
F 1-10 D37 Rogan, Dennis rush for 9 yards to the DLHS28 (Prady, Connor).
F 2-1 D28 Rogan, Dennis rush for 3 yards to the DLHS25, **1ST DOWN FHS** (Lehning, Ben).
F 1-10 D25 Timeout David Lipscomb, clock 01:18.
F 1-10 D25 Rogan, Dennis rush for 5 yards to the DLHS20 (Lehning, Ben;Webb, Evan).
F 2-5 D20 Rogan, Dennis rush for 9 yards to the DLHS11, **1ST DOWN FHS** (Cannon, Brandon;Elrod, Matt).
F 1-10 D11 TEAM rush for loss of 2 yards to the DLHS13.
F 2-12 D13 End of game, clock 00:00.
---------- 8 plays, 40 yards, TOP 02:51 ----------

=========FINAL SCORE========
FULTON 24, DAVID LIPSCOMB 14
==========

Play Breakdown Summary

Play Breakdown Summary (Final)
2006 Blue Cross Bowl
Fulton vs David Lipscomb (Dec. 2, 2006 at Murfreesboro, TN)

Fulton

Down	RUN	PASS	Total
OVERALL.....	44	9	53
1ST DOWN.....	23	2	25
2ND DOWN-SHORT...	1	0	1
2ND DOWN-MIDDLE..	5	0	5
2ND DOWN-LONG....	10	1	11
3RD DOWN-SHORT...	3	0	3
3RD DOWN-MIDDLE..	0	0	0
3RD DOWN-LONG....	2	5	7
4TH DOWN.....	0	1	1

David Lipscomb

Down	RUN	PASS	Total
OVERALL.....	35	18	53
1ST DOWN.....	17	6	23
2ND DOWN-SHORT...	3	0	3
2ND DOWN-MIDDLE..	2	1	3
2ND DOWN-LONG....	6	5	11
3RD DOWN-SHORT...	0	1	1
3RD DOWN-MIDDLE..	1	0	1
3RD DOWN-LONG....	4	4	8
4TH DOWN.....	2	1	3

Fulton

Formation	RUN	PASS	Total
.....	44	9	53

David Lipscomb

Formation	RUN	PASS	Total
.....	35	18	53

Play Breakdown

Play Breakdown (Final)
2006 Blue Cross Bowl
Fulton vs David Lipscomb (Dec. 2, 2006 at Murfreesboro, TN)

Fulton (Sorted by Play type)

1ST DOWN RUN (23 RUN, 2 PASS)
1-10 F42 #21 15 [ ]
1-10 D39 #6 11 [ ]
1-10 D17 #6 -1 [ ]
1-10 D28 #6 1 [ ]
1-10 D23 #6 5 [ ]
1-10 D25 #6 5 [ ]
1-10 F38 #6 4 [ ]
1-10 D37 #6 9 [ ]
1-10 F37 #6 13 [ ]
1-10 F50 #6 4 [ ]
1-19 D37 #6 -3 [ ]
1-10 D36 #6 8 [ ]
1-10 D43 #6 2 [ ]
1-10 F47 #6 -1 [ ]
1-10 D23 #6 -1 [ ]
1-10 F18 #6 1 [ ]
1-10 D47 #6 2 [ ]
1-10 F33 #6 3 [ ]
1-10 F47 #6 14 [ ]
1-10 D29 #6 4 [ ]
1-10 F50 #6 21 [ ]
1-10 D10 #6 3 [ ]
1-10 D11 #TM -2 [ ]

1ST DOWN PASS
1-10 D45 #5 to #4 - [ ]
1-26 D39 #5 to #4 12 [ ]

2ND-SHORT RUN (1 RUN, 0 PASS)
2-1 D28 #6 3 [ ]

2ND-SHORT PASS

2ND-MIDDLE RUN (5 RUN, 0 PASS)
2-6 D25 #21 8 [ ]
2-6 D46 #21 5 [ ]
2-5 D18 #6 18 [ ]
2-5 D20 #6 9 [ ]
2-6 F42 #6 5 [ ]

2ND-MIDDLE PASS

2ND-LONG RUN (10 RUN, 1 PASS)
2-9 F19 #21 3 [ ]
2-10 D45 #27 16 [ ]
2-11 D18 #5 0 [ ]
2-13 D46 #6 7 [ ]

2ND-LONG PASS
2-14 D27 #5 to #42 - [ ]

```
2-7  D33 #6   23 [    ]
2-7  D07 #6    7 [    ]
2-8  D45 #6    1 [    ]
2-7  F36 #6    6 [    ]
2-22 D40 #7    1 [    ]
2-10 F47 #7    2 [    ]

3RD-SHORT RUN  (3 RUN, 0 PASS)                                  3RD-SHORT PASS
3-1  F47 #6    8 [    ]
3-1  D41 #6    5 [    ]
3-1  F42 #6   11 [    ]

3RD-MIDDLE RUN  (0 RUN, 0 PASS)                                 3RD-MIDDLE PASS

3RD-LONG RUN  (2 RUN, 5 PASS)                                   3RD-LONG PASS
3-8  F49 #7   14 [    ]                                         3-21 D39 #6  to #15   INT [    ]
3-6  D39 #7   16 [    ]                                         3-10 D17 #5  to #2      - [    ]
                                                                3-14 D27 #5  to #21   INT [    ]
                                                                3-7  D44 #5  to #7     21 [    ]
                                                                3-6  F22 #5  to #9      - [    ]

4TH DOWN RUN  (0 RUN, 1 PASS)                                   4TH DOWN PASS
                                                                4-25 D32 #5  to #7      - [    ]
```

Play Breakdown

```
                                Play Breakdown (Final)
                                2006 Blue Cross Bowl
                   Fulton vs David Lipscomb (Dec. 2, 2006 at Murfreesboro, TN)

                                David Lipscomb (Sorted by Play type)

1ST DOWN RUN  (17 RUN, 6 PASS)                                  1ST DOWN PASS
1-10 F38 #23   3 [    ]                                         1-10 D28 #12 to #13     - [    ]
1-10 D46 #23   4 [    ]                                         1-10 D20 #12 to #40    -4 [    ]
1-10 D27 #23  -7 [    ]                                         1-10 D32 #12 to #40    10 [    ]
1-10 D36 #27   1 [    ]                                         1-10 D38 #12 to #40    11 [    ]
1-10 F43 #27  -1 [    ]                                         1-10 D27 #12 to #40     9 [    ]
1-10 F24 #27   2 [    ]                                         1-10 F36 #12 to #       - [    ]
1-10 D49 #27   5 [    ]
1-10 D45 #28   9 [    ]
1-22 D49 #28   5 [    ]
1-10 F39 #28   0 [    ]
1-10 D39 #28  22 [    ]
1-10 D25 #28   4 [    ]
1-10 D32 #40   2 [    ]
1-10 D25 #40   2 [    ]
1-10 D40 #40  59 [    ]
1-1  F01 #40   1 [    ]
1-5  D32 #40   4 [    ]

2ND-SHORT RUN  (3 RUN, 0 PASS)                                  2ND-SHORT PASS
2-1  D36 #28   2 [    ]
2-1  F46 #40   8 [    ]
2-1  D36 #40   9 [    ]

2ND-MIDDLE RUN  (2 RUN, 1 PASS)                                 2ND-MIDDLE PASS
2-6  D50 #27   7 [    ]                                         2-5  F46 #12 to #21     - [    ]
2-6  D29 #40  -2 [    ]

2ND-LONG RUN  (6 RUN, 5 PASS)                                   2ND-LONG PASS
2-17 F46 #12  -4 [    ]                                         2-10 D28 #12 to #40     8 [    ]
2-8  D27 #28   9 [    ]                                         2-14 D16 #12 to #44    84 [    ]
2-11 F44 #28   1 [    ]                                         2-17 D20 #12 to #    SACK [    ]
2-7  F35 #28   2 [    ]                                         2-8  D34 #12 to #    SACK [    ]
2-8  F22 #40   3 [    ]                                         2-20 F46 #12 to #    SACK [    ]
2-9  D37 #40   5 [    ]

3RD-SHORT RUN  (0 RUN, 1 PASS)                                  3RD-SHORT PASS
                                                                3-2  D36 #12 to #13     4 [    ]
```

```
3RD-MIDDLE RUN  (1 RUN, 0 PASS)
3-4  D42 #40   4 [    ]

3RD-LONG RUN  (4 RUN, 4 PASS)
3-32 D42 #23  -2 [    ]
3-26 D11 #40  11 [    ]
3-11 F25 #40  -2 [    ]
3-5  F33 #40   4 [    ]

4TH DOWN RUN  (2 RUN, 1 PASS)
4-34 D40 #28  11 [    ]
4-1  F29 #40   5 [    ]
```

```
3RD-MIDDLE PASS

3RD-LONG PASS
3-8  D27 #12 to #27     - [    ]
3-11 D31 #12 to #40     - [    ]
3-5  F46 #12 to #40    10 [    ]
3-10 F43 #12 to #44     - [    ]

4TH DOWN PASS
4-13 F27 #12 to #    SACK [    ]
```

2005 Class 3A Football Playoffs

November 4 - December 2, 2005

First Round

R1 #1	Knoxville Carter (9-1)	24
	Game 101 Fri. Nov. 4 7 PM	
R2 #4	Livingston Academy (5-5)	27
R2 #2	Austin-East (6-4)	55
	Game 102 Fri. Nov. 4 7 PM	
R1 #3	Pigeon Forge (5-5)	7
R1 #2	Seymour (7-3)	7
	Game 103 Fri. Nov. 4 7 PM	
R2 #3	Knoxville Fulton (7-3)	39
R1 #4	Claiborne (5-5)	26
	Game 104 Fri. Nov. 4 7 PM	
R2 #1	Knoxville Catholic (9-1)	70
R3 #1	Notre Dame (10-0)	39
	Game 105 Fri. Nov. 4 7 PM	
R4 #4	Macon Co. (5-5)	0
R4 #2	Pearl Cohn (8-2)	41
	Game 106 Fri. Nov. 4 7 PM	
R3 #3	East Ridge (6-4)	25
R3 #2	Polk Co. (8-2)	3
	Game 107 Fri. Nov. 4 7 PM	
R4 #3	White House (5-5)	10
R3 #4	Meigs Co. (7-3)	0
	Game 108 Fri. Nov. 4 7 PM	
R4 #1	Greenbrier (8-2)	21
R5 #1	David Lipscomb (9-1)	48
	Game 109 Fri. Nov. 4 7 PM	
R6 #4	Chester Co. (5-5)	12
R6 #2	Liberty Magnet (7-3)	9
	Game 110 Fri. Nov. 4 7 PM	
R5 #3	Cheatham Co. (8-2)	20
R5 #2	Creek Wood (8-2)	33
	Game 111 Fri. Nov. 4 7 PM	
R6 #3	J. South Side (6-4)	20
R5 #4	Marshall Co. (5-5)	28
	Game 112 Fri. Nov. 4 7 PM	
R6 #1	Lexington (10-0)	62
R7 #1	Dyersburg (10-0)	23
	Game 113 Fri. Nov. 4 7 PM	
R8 #4	Sheffield (2-8)	26
R8 #2	Mitchell (6-4)	21
	Game 114 Fri. Nov. 4 7 PM	
R7 #3	Crockett Co. (7-2)	22
R7 #2	Covington (8-2)	21
	Game 115 Fri. Nov. 4 7 PM	
R8 #3	Frayser (6-3)	0
R7 #4	Haywood (5-5)	12
	Game 116 Fri. Nov. 4 7 PM	
R8 #1	Trezevant (8-2)	7

Second Round

Livingston Academy	18	
Game 201 Fri. Nov. 11 7 PM		
Austin-East	15	
Knoxville Fulton	20	
Game 202 Fri. Nov. 11 7 PM		
Knoxville Catholic	21	
Notre Dame	31	
Game 203 Fri. Nov. 11 7 PM		
Pearl Cohn	7	
White House	14	
Game 204 Fri. Nov. 11 7 PM		
Greenbrier	7	
David Lipscomb	13	
Game 205 Fri. Nov. 11 7 PM		
Cheatham Co.	3	
Creek Wood	21	
Game 206 Fri. Nov. 11 7 PM		
Lexington	24	
Sheffield	14	
Game 207 Fri. Nov. 11 7 PM		
Crockett Co.	24	
Covington	20	
Game 208 Fri. Nov. 11 7 PM		
Haywood	17	

Quarterfinals

Livingston Academy	24	
Game 301 Fri. Nov. 18 7 PM		
Knoxville Catholic	20	
Notre Dame	14	
Game 302 Fri. Nov. 18 7 PM		
White House	13	
David Lipscomb	28	
Game 303 Fri. Nov. 18 7 PM		
Lexington	0	
Crockett Co.	7	
Game 304 Fri. Nov. 18 7 PM		
Covington	25	

Semifinals

Livingston Academy	48	
Game 401 Fri. Nov. 25 7 PM		
Notre Dame	34	
David Lipscomb	23	
Game 402 Fri. Nov. 25 7 PM		
Covington	7	

Championship

Livingston Academy	28	
Game 501 Sat. Dec. 3 12 PM BlueCross Bowl @ MTSU		
David Lipscomb	13	

Livingston Academy

STATE CHAMPION

Notes:

Scoring Summary

Scoring Summary (Final)
2005 Blue Cross Bowl
David Lipscomb vs Livingston Academy (12/3/05 at Murfreesboro, TN)

David Lipscomb (13-2) vs. Livingston Academy (10-5)
Date: 12/3/05 Site: Murfreesboro, TN Stadium: Floyd Stadium
Attendance: 4132

Score by Quarters	**1**	**2**	**3**	**4**	**Score**
David Lipscomb.....	0	7	6	0	- 13
Livingston Academy..	7	14	0	7	- 28

Scoring Summary:

1st 06:05 LAHS - Peterman, Jake 6 yd pass from Cates, Wilson (McGill, J. kick)
7 plays, 65 yards, TOP 4:16, DLHS 0 - LAHS 7
2nd 11:21 LAHS - Vaughn, Jamey 3 yd run (McGill, J. kick)
7 plays, 85 yards, TOP 2:57, DLHS 0 - LAHS 14
08:56 LAHS - Vaughn, Jamey 4 yd run (McGill, J. kick)
3 plays, 46 yards, TOP 0:43, DLHS 0 - LAHS 21
06:43 DLHS - Hillin, Ford 37 yd pass from Smith, Clay (Hull, Jason kick)
5 plays, 71 yards, TOP 2:13, DLHS 7 - LAHS 21
3rd 01:13 DLHS - Elrod, Matt 3 yd run (Hull, Jason kick failed)
7 plays, 71 yards, TOP 3:12, DLHS 13 - LAHS 21
4th 00:25 LAHS - Cates, Wilson 1 yd run (McGill, J. kick)
9 plays, 46 yards, TOP 4:57, DLHS 13 - LAHS 28

Kickoff time: 12:07 PM End of Game: 2:24 Total elapsed time: 2:17
Officials: Referee: Sam Justus; Umpire: Greg Rhines; Linesman: Larry Williams;
Line judge: Edd Manfull; Back judge: Craig Price; Field judge: T. Whittemorr;
Scorer: Morris/Layman;
Temperature: 43 Wind: S 7 mph Weather: Overcast

Offensive MVP: #8 Wilson Cates (LA)
Defensive MVP: #43 Braden Binkely (DL)

Team Statistics

Team Statistics (Final)
2005 Blue Cross Bowl
David Lipscomb vs Livingston Academy (12/3/05 at Murfreesboro, TN)

	DLHS	LAHS
FIRST DOWNS.....	**11**	**20**
Rushing.....	9	17
Passing.....	2	3
Penalty.....	0	0
NET YARDS RUSHING.....	**184**	**306**
Rushing Attempts.....	35	47
Average Per Rush.....	5.3	6.5
Yards Gained Rushing.....	195	311
Yards Lost Rushing.....	11	5
NET YARDS PASSING.....	**75**	**65**
Completions-Attempts-Int....	5-11-0	3-6-0
Average Per Attempt.....	6.8	10.8
Average Per Completion.....	15.0	21.7
TOTAL OFFENSE YARDS.....	**259**	**371**
Total offense plays.....	46	53
Average Gain Per Play.....	5.6	7.0
Fumbles: Number-Lost.....	0-0	0-0
Penalties: Number-Yards.....	4-25	2-19
PUNTS-YARDS.....	2-68	1-58
Average Yards Per Punt.....	34.0	58.0
Net Yards Per Punt.....	34.0	58.0
Inside 20.....	0	1
50+ Yards.....	0	1
Touchbacks.....	0	0
Fair catch.....	1	0
KICKOFFS-YARDS.....	3-155	5-238
Average Yards Per Kickoff...	51.7	47.6
Net Yards Per Kickoff.....	40.3	31.4
Touchbacks.....	0	0
Punt returns: Number-Yards-TD.	0-0-0	0-0-0
Average Per Return.....	0.0	0.0
Kickoff returns: Number-Yds-TD	5-81-0	2-34-0
Average Per Return.....	16.2	17.0
Interceptions: Number-Yds-TD..	0-0-0	0-0-0
Fumble Returns: Number-Yds-TD.	0-0-0	0-0-0
Miscellaneous Yards.....	0	0
Possession Time.....	20:00	28:00
1st Quarter.....	5:26	6:34
2nd Quarter.....	5:14	6:46
3rd Quarter.....	3:12	8:48
4th Quarter.....	6:08	5:52
Third-Down Conversions.....	3 of 10	4 of 8
Fourth-Down Conversions.....	1 of 3	1 of 3
Red-Zone Scores-Chances.....	1-2	4-4
Sacks By: Number-Yards.....	0-0	1-8
PAT Kicks.....	1-2	4-4
Field Goals.....	0-0	0-0

Individual Statistics

Individual Statistics (Final)
2005 Blue Cross Bowl
David Lipscomb vs Livingston Academy (12/3/05 at Murfreesboro, TN)

David Lipscomb

Rushing	No	Gain	Loss	Net	TD	Lg	Avg
Elrod, Matt	17	136	1	135	1	44	7.9
Davis, Kevin	9	38	0	38	0	8	4.2
Smith, Clay	9	21	10	11	0	7	1.2
Totals...	35	195	11	184	1	44	5.3

Passing	Att-Cmp-Int	Yds	TD	Long	Sack
Smith, Clay	11-5-0	75	1	37	1
Totals...	11-5-0	75	1	37	1

Receiving	No.	Yds	TD	Long
Neelley, Blake	2	21	0	15
Elrod, Matt	2	17	0	9
Hillin, Ford	1	37	1	37
Totals...	5	75	1	37

Punting	No.	Yds	Avg	Long	In20
Lehning, Ben	2	68	34.0	36	0
Totals...	2	68	34.0	36	0

	Punts			Kickoffs			Intercept		
All Returns	No.	Yds.	Lg	No.	Yds.	Lg	No.	Yds.	Lg
Neelley, Blake	0	0	0	1	15	15	0	0	0
Davis, Kevin	0	0	0	4	66	18	0	0	0
Totals...	0	0	0	5	81	18	0	0	0

Field goal attempts

Livingston Academy

Rushing	No	Gain	Loss	Net	TD	Lg	Avg
Reeder, Jake	16	116	0	116	0	30	7.2
Cates, Wilson	19	108	5	103	1	15	5.4
Vaughn, Jamey	12	87	0	87	2	24	7.2
Totals...	47	311	5	306	3	30	6.5

Passing	Att-Cmp-Int	Yds	TD	Long	Sack
Cates, Wilson	6-3-0	65	1	33	0
Totals...	6-3-0	65	1	33	0

Receiving	No.	Yds	TD	Long
Holt, Levi	1	33	0	33
Livingston, T.	1	26	0	26
Peterman, Jake	1	6	1	6
Totals...	3	65	1	33

Punting	No.	Yds	Avg	Long	In20
Cates, Wilson	1	58	58.0	58	1
Totals...	1	58	58.0	58	1

	Punts			Kickoffs			Intercept		
All Returns	No.	Yds.	Lg	No.	Yds.	Lg	No.	Yds.	Lg
Cates, Wilson	0	0	0	2	34	18	0	0	0
Totals...	0	0	0	2	34	18	0	0	0

Field goal attempts

FUMBLES: David Lipscomb-None. Livingston Academy-None.

Drive Chart

Drive Chart (Final)
2005 Blue Cross Bowl
David Lipscomb vs Livingston Academy (12/3/05 at Murfreesboro, TN)

	Drive Started				Drive Ended			Consumed	
Team	**Qtr**	**Spot**	**Time**	**Obtained**	**Spot**	**Time**	**How Lost**	**Pl-Yds**	**TOP**
DLHS	1st	D27	12:00	Kickoff	D30	10:21	Punt	3-3	01:39
DLHS	1st	D25	06:05	Kickoff	L16	02:18	Downs	10-59	03:47#
DLHS	2nd	D35	11:21	Kickoff	D14	09:39	Punt	3--21	01:42
DLHS	2nd	D29	08:56	Kickoff	L00	06:43	*TOUCHDOWN	5-71	02:13
DLHS	2nd	D21	01:19	Downs	D24	00:00	End of half	3-3	01:19
DLHS	3rd	D29	04:25	Downs	L00	01:13	*TOUCHDOWN	7-71	03:12#
DLHS	4th	D01	11:05	Punt	D46	05:22	Downs	12-45	05:43
DLHS	4th	D27	00:25	Kickoff	D35	00:00	End of half	3-8	00:25
LAHS	1st	L40	12:00	Possession	L40	12:00	Kickoff	0-0	00:00
LAHS	1st	L35	10:21	Punt	D00	06:05	*TOUCHDOWN	7-65	04:16#
LAHS	1st	L15	02:18	Downs	D00	11:21	*TOUCHDOWN	7-85	02:57#
LAHS	2nd	D46	09:39	Punt	D00	08:56	*TOUCHDOWN	3-46	00:43#
LAHS	2nd	L24	06:43	Kickoff	D22	01:19	Downs	10-54	05:24
LAHS	3rd	L10	12:00	Kickoff	D29	04:25	Downs	14-61	07:35
LAHS	3rd	L32	01:13	Kickoff	L41	11:05	Punt	3-9	02:08
LAHS	4th	D46	05:22	Downs	D00	00:25	*TOUCHDOWN	9-46	04:57#

DLHS	**1st Qtr**	**2nd Qtr**	**3rd Qtr**	**4th Qtr**	**1st Half**	**2nd Half**	**Total**
Time of possession	05:26	05:14	03:12	06:08	10:40	09:20	20:00
3rd Down Conversions	1/3	0/2	1/1	1/4	1/5	2/5	3/10
Avg Field Position	D26	D28	D29	D14	D27	D19	D24
4th Down Conversions	0/1	0/0	0/0	1/2	0/1	1/2	1/3

LAHS	**1st Qtr**	**2nd Qtr**	**3rd Qtr**	**4th Qtr**	**1st Half**	**2nd Half**	**Total**
Time of possession	06:34	06:46	08:48	05:52	13:20	14:40	28:00
3rd Down Conversions	1/1	0/1	2/3	1/3	1/2	3/6	4/8
Avg Field Position	L25	L39	L21	D46	L32	L32	L32
4th Down Conversions	0/0	0/1	0/1	1/1	0/1	1/2	1/3

Drive Chart (By Quarter)

	Drive Started				Drive Ended			Consumed	
Team	**Qtr**	**Spot**	**Time**	**Obtained**	**Spot**	**Time**	**How Lost**	**Pl-Yds**	**TOP**
LAHS	1st	L40	12:00	Possession	L40	12:00	Kickoff	0-0	00:00
DLHS	1st	D27	12:00	Kickoff	D30	10:21	Punt	3-3	01:39
LAHS	1st	L35	10:21	Punt	D00	06:05	*TOUCHDOWN	7-65	04:16#
DLHS	1st	D25	06:05	Kickoff	L16	02:18	Downs	10-59	03:47#
LAHS	1st	L15	02:18	Downs	D00	11:21	*TOUCHDOWN	7-85	02:57#
DLHS	2nd	D35	11:21	Kickoff	D14	09:39	Punt	3--21	01:42
LAHS	2nd	D46	09:39	Punt	D00	08:56	*TOUCHDOWN	3-46	00:43#
DLHS	2nd	D29	08:56	Kickoff	L00	06:43	*TOUCHDOWN	5-71	02:13
LAHS	2nd	L24	06:43	Kickoff	D22	01:19	Downs	10-54	05:24
DLHS	2nd	D21	01:19	Downs	D24	00:00	End of half	3-3	01:19
LAHS	3rd	L10	12:00	Kickoff	D29	04:25	Downs	14-61	07:35
DLHS	3rd	D29	04:25	Downs	L00	01:13	*TOUCHDOWN	7-71	03:12#
LAHS	3rd	L32	01:13	Kickoff	L41	11:05	Punt	3-9	02:08
DLHS	4th	D01	11:05	Punt	D46	05:22	Downs	12-45	05:43
LAHS	4th	D46	05:22	Downs	D00	00:25	*TOUCHDOWN	9-46	04:57#
DLHS	4th	D27	00:25	Kickoff	D35	00:00	End of half	3-8	00:25

Defensive Statistics

Defensive Statistics (Final)
2005 Blue Cross Bowl
David Lipscomb vs Livingston Academy (12/3/05 at Murfreesboro, TN)

David Lipscomb

##	Player	Solo	Ast	Tot	TFL/Yds	FF	FR-Yd	Intc	BrUp	Blkd	Sack/Yds	QH
43	Binkley, Braden	14	2	16	.	.	.	.	1	.	/	.
40	Elrod, Matt	4	5	9	.	.	.	.	.	.	/	.
44	Lehning, Ben	1	6	7	.	.	.	.	.	.	/	.
50	Binkley, Dale	4	2	6	.	.	.	.	.	.	/	.
84	Hudson, D.	3	3	6	.	.	.	.	.	.	/	.
30	Neelley, Blake	3	2	5	.	.	.	.	1	.	/	.
77	Cook, Hayden	3	1	4	.	.	.	.	.	.	/	.
35	Stevens, Charle	2	.	2	.	.	.	.	.	.	/	.
53	Tenpenny, M.	.	2	2	.	.	.	.	.	.	/	.
22	Wood, Burton	1	.	1	.	.	.	.	.	.	/	.
70	Spain, Shane	.	1	1	.	.	.	.	.	.	/	.

Livingston Academy

##	Player	Solo	Ast	Tot	TFL/Yds	FF	FR-Yd	Intc	BrUp	Blkd	Sack/Yds	QH
8	Cates, Wilson	8	3	11	.	.	.	.	1	.	/	.
1	Peterman, Jake	4	4	8	.	.	.	.	1	.	/	.
22	Vaughn, Jamey	2	5	7	1.0/8	.	.	.	.	.	1/8	.
29	Reeder, Jake	2	4	6	.	.	.	.	.	.	/	.
13	Stephens, J.	2	4	6	.	.	.	.	.	.	/	.
11	Looper, Dustin	2	2	4	1.0/1	.	.	.	.	.	/	.
5	Holt, Levi	2	1	3	.	.	.	.	.	.	/	.
76	Peece, J.	1	2	3	0.5/0	.	.	.	.	.	/	.
52	Beaty, Curtis	1	2	3	.	.	.	.	.	.	/	.
58	Ford, Wade	2	.	2	.	.	.	.	.	.	/	.
56	Bowman, Ryan	.	2	2	0.5/1	.	.	.	.	.	/	.
44	Shokoui, Cody	1	.	1	1.0/1	.	.	.	.	.	/	.
7	Reynolds, Joe	.	1	1	.	.	.	.	.	.	/	.

Quickie Statistics

Quickie Statistics (Final)
David Lipscomb vs Livingston Academy (12/3/05 at Murfreesboro, TN)

	DLHS	LAHS
Score.....	13	28
FIRST DOWNS.....	**11**	**20**
RUSHES-YARDS (NET).....	**35-184**	**47-306**
PASSING YDS (NET).....	**75**	**65**
Passes Att-Comp-Int.....	11-5-0	6-3-0
TOTAL OFFENSE PLAYS-YARDS.....	**46-259**	**53-371**
Fumble Returns-Yards.....	0-0	0-0
Punt Returns-Yards.....	0-0	0-0
Kickoff Returns-Yards.....	5-81	2-34
Interception Returns-Yards....	0-0	0-0
Punts (Number-Avg).....	2-34.0	1-58.0
Fumbles-Lost.....	0-0	0-0
Penalties-Yards.....	4-25	2-19
Possession Time.....	20:00	28:00
Third-Down Conversions.....	3 of 10	4 of 8
Fourth-Down Conversions.....	1 of 3	1 of 3
Red-Zone Scores-Chances.....	1-2	4-4

David Lipscomb

Rushing	No	Yds	TD	Lg	Avg
Elrod, Matt	17	135	1	44	7.9
Davis, Kevin	9	38	0	8	4.2
Smith, Clay	9	11	0	7	1.2

Passing	Att	Cmp	Int	Yds	TD	Lng
Smith, Clay	11	5	0	75	1	37

Receiving	No.	Yds	TD	Long
Neelley, Blake	2	21	0	15
Elrod, Matt	2	17	0	9
Hillin, Ford	1	37	1	37

Punting	No.	Avg	Long	I20
Lehning, Ben	2	34.0	36	0

Punt returns	No.	Yds	TD	Long

Kick returns	No.	Yds	TD	Long
Davis, Kevin	4	66	0	18
Neelley, Blake	1	15	0	15

Livingston Academy

Rushing	No	Yds	TD	Lg	Avg
Reeder, Jake	16	116	0	30	7.2
Cates, Wilson	19	103	1	15	5.4
Vaughn, Jamey	12	87	2	24	7.2

Passing	Att	Cmp	Int	Yds	TD	Lng
Cates, Wilson	6	3	0	65	1	33

Receiving	No.	Yds	TD	Long
Holt, Levi	1	33	0	33
Livingston, T.	1	26	0	26
Peterman, Jake	1	6	1	6

Punting	No.	Avg	Long	I20
Cates, Wilson	1	58.0	58	1

Punt returns	No.	Yds	TD	Long

Kick returns	No.	Yds	TD	Long
Cates, Wilson	2	34	0	18

Team	Qtr	Time	Scoring play	Conversion	Plays-Yards	TOP	DLHS - LAHS
LAHS	1st	06:05	Peterman, Jake 6 yd pass from Cates, Wilson	McGill, J. kick	7-65	4:16	0 - 7
LAHS	2nd	11:21	Vaughn, Jamey 3 yd run	McGill, J. kick	7-85	2:57	0 - 14
LAHS	2nd	08:56	Vaughn, Jamey 4 yd run	McGill, J. kick	3-46	0:43	0 - 21
DLHS	2nd	06:43	Hillin, Ford 37 yd pass from Smith, Clay	Hull, Jason kick	5-71	2:13	7 - 21
DLHS	3rd	01:13	Elrod, Matt 3 yd run	Hull, Jason kick failed	7-71	3:12	13 - 21
LAHS	4th	00:25	Cates, Wilson 1 yd run	McGill, J. kick	9-46	4:57	13 - 28

Play-by-Play Summary (1st Quarter)

```
  D 1-10 D40   Change of possession, LAHS ball on LAHS40, 1st and 10.


                   McGill, J. kickoff 50 yards to the DLHS10, Davis, Kevin return 17 yards
                   to the DLHS27 (Stephens, J.;Looper, Dustin).
  D 1-10 D27   DAVID LIPSCOMB drive start at 12:00 (1st).
  D 1-10 D27   Elrod, Matt rush for 1 yard to the DLHS28 (Ford, Wade).
  D 2-9  D28   Davis, Kevin rush for 2 yards to the DLHS30 (Looper, Dustin).
  D 3-7  D30   Smith, Clay pass incomplete to Hillin, Ford.
  D 4-7  D30   Lehning, Ben punt 36 yards to the LAHS34, downed.
--------------- 3 plays, 3 yards, TOP 01:39 ---------------

      L 1-10 L34   LIVINGSTON ACADEMY drive start at 10:21 (1st).
      L 1-10 L34   LAHS ball on LAHS35.
      L 1-10 L35   PENALTY DLHS offside 5 yards to the LAHS40.
      L 1-5  L40   Cates, Wilson rush for 9 yards to the LAHS49, 1ST DOWN LAHS
                   (Elrod, Matt).
      L 1-10 L49   Cates, Wilson pass complete to Livingston, T. for 26 yards to the
                   DLHS25, 1ST DOWN LAHS (Elrod, Matt).
      L 1-10 D25   Reeder, Jake rush for no gain to the DLHS25 (Binkley, Braden).
      L 2-10 D25   Vaughn, Jamey rush for 14 yards to the DLHS11, 1ST DOWN LAHS
                   (Neelley, Blake).
      L 1-10 D11   Reeder, Jake rush for 3 yards to the DLHS8 (Lehning, Ben;Elrod, Matt).
      L 2-7  D08   Cates, Wilson rush for 2 yards to the DLHS6 (Elrod, Matt;Lehning, Ben).
      L 3-5  D06   Cates, Wilson pass complete to Peterman, Jake for 6 yards to the DLHS0,
                   1ST DOWN LAHS, TOUCHDOWN, clock 06:05.
                   McGill, J. kick attempt good.

                              ======================================
                              DAVID LIPSCOMB 0, LIVINGSTON ACADEMY 7
                              ======================================

--------------- 7 plays, 65 yards, TOP 04:16 ---------------

                   McGill, J. kickoff 50 yards to the DLHS10, Neelley, Blake return 15
                   yards to the DLHS25 (Peterman, Jake;Reynolds, Joe).
  D 1-10 D25   DAVID LIPSCOMB drive start at 06:05 (1st).
  D 1-10 D25   Elrod, Matt rush for 4 yards to the DLHS29 (Cates, Wilson;Reeder, Jake).
  D 2-6  D29   Smith, Clay rush for 2 yards to the DLHS31 (Cates, Wilson).
  D 3-4  D31   Elrod, Matt rush for 22 yards to the LAHS47, 1ST DOWN DLHS (Cates,
               Wilson).
  D 1-10 L47   Elrod, Matt rush for 12 yards to the LAHS35, 1ST DOWN DLHS (Cates,
               Wilson;Peterman, Jake).
  D 1-10 L35   Davis, Kevin rush for 8 yards to the LAHS27 (Cates, Wilson).
  D 2-2  L27   Elrod, Matt rush for 2 yards to the LAHS25, 1ST DOWN DLHS (Beaty,
               Curtis;Reeder, Jake).
  D 1-10 L25   Smith, Clay rush for loss of 1 yard to the LAHS26 (Shokoui, Cody).
  D 2-11 L26   Davis, Kevin rush for 2 yards to the LAHS24 (Holt, Levi).
  D 3-9  L24   Smith, Clay pass complete to Neelley, Blake for 6 yards to the LAHS18
               (Peterman, Jake).
  D 4-3  L18   Smith, Clay rush for 2 yards to the LAHS16 (Peterman, Jake;Cates, Wilson).
--------------- 10 plays, 59 yards, TOP 03:47 ---------------

      L 1-10 L16   LIVINGSTON ACADEMY drive start at 02:18 (1st).
      L 1-10 L16   LAHS ball on LAHS15.
      L 1-10 L15   Cates, Wilson rush for 15 yards to the LAHS30, 1ST DOWN LAHS
                   (Wood, Burton).
      L 1-10 L30   Reeder, Jake rush for 4 yards to the LAHS34 (Binkley, Braden).
      L 2-6  L34   Cates, Wilson rush for 8 yards to the LAHS42, 1ST DOWN LAHS
                   (Elrod, Matt).
      L 1-10 L42   Reeder, Jake rush for 19 yards to the DLHS39, 1ST DOWN LAHS
                   (Lehning, Ben;Neelley, Blake).
      L 1-10 D39   Reeder, Jake rush for 3 yards to the DLHS36 (Binkley, Braden).

                              ==========END OF 1st QUARTER==========
                              DAVID LIPSCOMB 0, LIVINGSTON ACADEMY 7
                              ======================================
```

Play-by-Play Summary (2nd quarter)

```
      L 2-7  D36   Start of 2nd quarter, clock 12:00.
      L 2-7  D36   Cates, Wilson pass complete to Holt, Levi for 33 yards to the DLHS3,
                   1ST DOWN LAHS (Binkley, Braden).
      L 1-G  D03   Vaughn, Jamey rush for 3 yards to the DLHS0, TOUCHDOWN, clock 11:21.
                   McGill, J. kick attempt good.

                            ========================================
                            DAVID LIPSCOMB 0, LIVINGSTON ACADEMY 14
                            ========================================

--------------- 7 plays, 85 yards, TOP 02:57 ---------------

                   McGill, J. kickoff 43 yards to the DLHS17, Davis, Kevin return 18 yards
                   to the DLHS35 (Vaughn, Jamey;Stephens, J.).
  D 1-10 D35   DAVID LIPSCOMB drive start at 11:21 (2nd).
  D 1-10 D35   Smith, Clay rush for no gain to the DLHS35 (Beaty, Curtis).
  D 2-10 D35   Davis, Kevin rush for 7 yards to the DLHS42 (Holt, Levi), PENALTY DLHS
               personal foul 15 yards to the DLHS27.
  D 2-18 D27   1st and 10.
  D 1-10 D27   3rd and 18.
  D 3-18 D27   PENALTY DLHS IS 5 yards to the DLHS22.
  D 3-23 D22   Smith, Clay sacked for loss of 8 yards to the DLHS14 (Vaughn, Jamey).
  D 4-31 D14   Lehning, Ben punt 32 yards to the DLHS46, fair catch by Cates, Wilson.
--------------- 3 plays, minus 21 yards, TOP 01:42 ---------------

      L 1-10 D46   LIVINGSTON ACADEMY drive start at 09:39 (2nd).
      L 1-10 D46   Cates, Wilson rush for 12 yards to the DLHS34, 1ST DOWN LAHS
                   (Binkley, Braden).
      L 1-10 D34   Reeder, Jake rush for 30 yards to the DLHS4, 1ST DOWN LAHS
                   (Neelley, Blake).
      L 1-G  D04   Timeout Livingston Academy, clock 09:03.
      L 1-G  D04   Vaughn, Jamey rush for 4 yards to the DLHS0, TOUCHDOWN, clock 08:56.
                   McGill, J. kick attempt good.

                            ========================================
                            DAVID LIPSCOMB 0, LIVINGSTON ACADEMY 21
                            ========================================

--------------- 3 plays, 46 yards, TOP 00:43 ---------------

                   McGill, J. kickoff 44 yards to the DLHS16, Davis, Kevin return 13 yards
                   to the DLHS29 (Stephens, J.).
  D 1-10 D29   DAVID LIPSCOMB drive start at 08:56 (2nd).
  D 1-10 D29   Smith, Clay pass complete to Elrod, Matt for 9 yards to the DLHS38 (Vaughn,
               Jamey).
  D 2-1  D38   Elrod, Matt rush for 2 yards to the DLHS40, 1ST DOWN DLHS (Peece,
               J.).
  D 1-10 D40   Davis, Kevin rush for 8 yards to the DLHS48 (Peterman, Jake).
  D 2-2  D48   Smith, Clay pass complete to Neelley, Blake for 15 yards to the LAHS37,
               1ST DOWN DLHS.
  D 1-10 L37   Smith, Clay pass complete to Hillin, Ford for 37 yards to the LAHS0, 1ST
               DOWN DLHS, TOUCHDOWN, clock 06:43.
               Hull, Jason kick attempt good.

                            ========================================
                            DAVID LIPSCOMB 7, LIVINGSTON ACADEMY 21
                            ========================================

--------------- 5 plays, 71 yards, TOP 02:13 ---------------

               Hull, Jason kickoff 36 yards to the LAHS24, fair catch by Livingston, T..
      L 1-10 L24   LIVINGSTON ACADEMY drive start at 06:43 (2nd).
      L 1-10 L24   Reeder, Jake rush for 1 yard to the LAHS25 (Binkley, Braden).
      L 2-9  L25   Vaughn, Jamey rush for 18 yards to the LAHS43, 1ST DOWN LAHS
                   (Lehning, Ben;Binkley, Dale).
      L 1-10 L43   Vaughn, Jamey rush for 11 yards to the DLHS46, 1ST DOWN LAHS
                   (Hudson, D.).
      L 1-10 D46   Reeder, Jake rush for no gain to the DLHS46 (Binkley, Braden).
```

L 2-10 D46 Reeder, Jake rush for 15 yards to the DLHS31, **1ST DOWN LAHS** (Binkley, Braden).
L 1-10 D31 Vaughn, Jamey rush for no gain to the DLHS31 (Binkley, Dale), *PENALTY LAHS holding 10 yards to the DLHS41*.
L 1-20 D41 1st and 20.
L 1-20 D41 Cates, Wilson rush for 15 yards to the DLHS26 (Lehning, Ben;Elrod, Matt).
L 2-5 D26 Cates, Wilson rush for 1 yard to the DLHS25 (Binkley, Dale).
L 3-4 D25 Cates, Wilson pass incomplete to Holt, Levi (Neelley, Blake).
L 4-4 D25 Timeout Livingston Academy, clock 01:31.
L 4-4 D25 Cates, Wilson rush for 3 yards to the DLHS22 (Hudson, D.).
---------- 10 plays, 54 yards, TOP 05:24 ----------

D 1-10 D22 DAVID LIPSCOMB drive start at 01:19 (2nd).
D 1-10 D22 DLHS ball on DLHS21.
D 1-10 D21 Elrod, Matt rush for 4 yards to the DLHS25 (Reeder, Jake).
D 2-6 D25 Smith, Clay rush for loss of 1 yard to the DLHS24 (Looper, Dustin).
D 3-7 D24 Smith, Clay pass incomplete to Neelley, Blake.
D 4-7 D24 End of 1st half, clock 00:00.

==========END OF 2nd QUARTER==========
DAVID LIPSCOMB 7, LIVINGSTON ACADEMY 21
==========

Play-by-Play Summary (3rd quarter)

```
  D 4-7  D24   Start of 3rd quarter, clock 12:00.
--------------- 3 plays, 3 yards, TOP 01:19 ---------------

               Hull, Jason kickoff 73 yards to the LAHS3, Cates, Wilson return 16 yards to
               the LAHS19 (Spain, Shane;Binkley, Braden), PENALTY LAHS illegal block 9
               yards to the LAHS10, 1st and 10, LAHS ball on LAHS10.
      L 1-10 L10   LIVINGSTON ACADEMY drive start at 12:00 (3rd).
      L 1-10 L10   Reeder, Jake rush for 5 yards to the LAHS15 (Cook, Hayden).
      L 2-5  L15   Cates, Wilson rush for 11 yards to the LAHS26, 1ST DOWN LAHS
                   (Binkley, Dale).
      L 1-10 L26   Cates, Wilson pass incomplete to Peterman, Jake.
      L 2-10 L26   Vaughn, Jamey rush for 24 yards to the 50 yardline, 1ST DOWN LAHS
                   (Elrod, Matt;Neelley, Blake).
      L 1-10 L50   Cates, Wilson rush for 5 yards to the DLHS45 (Binkley, Braden).
      L 2-5  D45   Reeder, Jake rush for 4 yards to the DLHS41 (Stevens, Charle).
      L 3-1  D41   Vaughn, Jamey rush for 2 yards to the DLHS39, 1ST DOWN LAHS
                   (Lehning, Ben).
      L 1-10 D39   Cates, Wilson rush for 4 yards to the DLHS35 (Cook, Hayden;Elrod, Matt).
      L 2-6  D35   Reeder, Jake rush for 3 yards to the DLHS32 (Tenpenny, M.;Hudson, D.).
      L 3-3  D32   Cates, Wilson rush for 6 yards to the DLHS26, 1ST DOWN LAHS
                   (Neelley, Blake).
      L 1-10 D26   Reeder, Jake rush for 2 yards to the DLHS24 (Hudson, D.).
      L 2-8  D24   Vaughn, Jamey rush for no gain to the DLHS24 (Binkley, Braden).
      L 3-8  D24   Cates, Wilson rush for loss of 5 yards to the DLHS29.
      L 4-13 D29   Cates, Wilson pass incomplete to Peterman, Jake (Binkley, Braden).
--------------- 14 plays, 61 yards, TOP 07:35 ---------------

  D 1-10 D29   DAVID LIPSCOMB drive start at 04:25 (3rd).
  D 1-10 D29   Elrod, Matt rush for 5 yards to the DLHS34 (Reeder, Jake).
  D 2-5  D34   Davis, Kevin rush for 3 yards to the DLHS37 (Cates, Wilson).
  D 3-2  D37   Elrod, Matt rush for 44 yards to the LAHS19, 1ST DOWN DLHS (Peterman,
               Jake).
  D 1-10 L19   Smith, Clay rush for 7 yards to the LAHS12 (Cates, Wilson).
  D 2-3  L12   Elrod, Matt rush for 6 yards to the LAHS6, 1ST DOWN DLHS (Beaty,
               Curtis;Vaughn, Jamey).
  D 1-G  L06   Smith, Clay rush for 3 yards to the LAHS3 (Stephens, J.).
  D 2-G  L03   Elrod, Matt rush for 3 yards to the LAHS0, TOUCHDOWN, clock 01:13.
               Hull, Jason kick attempt failed.

                           ========================================
                           DAVID LIPSCOMB 13, LIVINGSTON ACADEMY 21
                           ========================================

--------------- 7 plays, 71 yards, TOP 03:12 ---------------

               Hull, Jason kickoff 46 yards to the LAHS14, Cates, Wilson return 18 yards to
               the LAHS32 (Binkley, Braden).
      L 1-10 L32   LIVINGSTON ACADEMY drive start at 01:13 (3rd).
      L 1-10 L32   Cates, Wilson rush for 1 yard to the LAHS33 (Lehning, Ben;Binkley,
                   Braden).
      L 2-9  L33   Cates, Wilson rush for 2 yards to the LAHS35 (Binkley, Braden).

                           ===========END OF 3rd QUARTER===========
                           DAVID LIPSCOMB 13, LIVINGSTON ACADEMY 21
                           ========================================
```

Play-by-Play Summary (4th quarter)

```
      L 3-7  L35   Start of 4th quarter, clock 12:00.
      L 3-7  L35   Vaughn, Jamey rush for 6 yards to the LAHS41 (Binkley, Braden).
      L 4-1  L41   Cates, Wilson punt 58 yards to the DLHS1, downed.
--------------- 3 plays, 9 yards, TOP 02:08 ---------------

  D 1-10 D01   DAVID LIPSCOMB drive start at 11:05 (4th).
  D 1-10 D01   Smith, Clay pass incomplete to Hillin, Ford (Peterman, Jake), PENALTY
               DLHS pass interference 0 yards to the DLHS1, NO PLAY.
  D 2-10 D01   Elrod, Matt rush for 22 yards to the DLHS23, 1ST DOWN DLHS (Peterman,
               Jake).
  D 1-10 D23   Davis, Kevin rush for 7 yards to the DLHS30 (Cates, Wilson).
  D 2-3  D30   Elrod, Matt rush for 2 yards to the DLHS32 (Bowman, Ryan;Vaughn, Jamey).
  D 3-1  D32   Elrod, Matt rush for 2 yards to the DLHS34, 1ST DOWN DLHS (Vaughn,
               Jamey;Peece, J.).
  D 1-10 D34   Smith, Clay rush for 7 yards to the DLHS41 (Cates, Wilson).
  D 2-3  D41   Davis, Kevin rush for no gain to the DLHS41 (Stephens, J.;Reeder, Jake).
  D 3-3  D41   Davis, Kevin rush for 1 yard to the DLHS42 (Stephens, J.;Holt, Levi).
  D 4-2  D42   Timeout David Lipscomb, clock 06:59.
  D 4-2  D42   Elrod, Matt rush for 3 yards to the DLHS45, 1ST DOWN DLHS (Peterman,
               Jake;Reeder, Jake).
  D 1-10 D45   Elrod, Matt rush for 2 yards to the DLHS47 (Ford, Wade).
  D 2-8  D47   Smith, Clay pass incomplete to Hillin, Ford (Cates, Wilson).
  D 3-8  D47   Elrod, Matt rush for loss of 1 yard to the DLHS46 (Bowman, Ryan;Peece, J.).
  D 4-9  D46   Timeout David Lipscomb, clock 05:28.
  D 4-9  D46   Smith, Clay pass incomplete to Lehning, Ben.
--------------- 12 plays, 45 yards, TOP 05:43 ---------------

      L 1-10 D46   LIVINGSTON ACADEMY drive start at 05:22 (4th).
      L 1-10 D46   Reeder, Jake rush for 20 yards to the DLHS26, 1ST DOWN LAHS
                   (Elrod, Matt).
      L 1-10 D26   Reeder, Jake rush for 1 yard to the DLHS25 (Tenpenny, M.;Hudson, D.).
      L 2-9  D25   Cates, Wilson rush for 4 yards to the DLHS21 (Binkley, Dale).
      L 3-5  D21   Cates, Wilson rush for 2 yards to the DLHS19 (Binkley, Dale;Hudson, D.).
      L 4-3  D19   Timeout Livingston Academy, clock 02:52.
      L 4-3  D19   Timeout Livingston Academy, clock 02:52.
      L 4-3  D19   Cates, Wilson rush for 7 yards to the DLHS12, 1ST DOWN LAHS
                   (Binkley, Braden).
      L 1-10 D12   Reeder, Jake rush for 6 yards to the DLHS6 (Stevens, Charle).
      L 2-4  D06   Vaughn, Jamey rush for 2 yards to the DLHS4 (Cook, Hayden).
      L 3-2  D04   Vaughn, Jamey rush for 3 yards to the DLHS1, 1ST DOWN LAHS (Cook,
                   Hayden).
      L 1-G  D01   Cates, Wilson rush for 1 yard to the DLHS0, TOUCHDOWN, clock 00:25.
                   McGill, J. kick attempt good.

                           ========================================
                           DAVID LIPSCOMB 13, LIVINGSTON ACADEMY 28
                           ========================================

--------------- 9 plays, 46 yards, TOP 04:57 ---------------

                   McGill, J. kickoff 51 yards to the DLHS9, Davis, Kevin return 18 yards
                   to the DLHS27 (Looper, Dustin;Vaughn, Jamey).
  D 1-10 D27   DAVID LIPSCOMB drive start at 00:25 (4th).
  D 1-10 D27   Timeout Livingston Academy, clock 00:19.
  D 1-10 D27   Smith, Clay pass incomplete to Neelley, Blake (Peterman, Jake).
  D 2-10 D27   Smith, Clay pass complete to Elrod, Matt for 8 yards to the DLHS35 (Cates,
               Wilson).
  D 3-2  D35   Smith, Clay pass incomplete to Hillin, Ford.
  D 4-2  D35   End of 2nd half, clock 00:00.
--------------- 3 plays, 8 yards, TOP 00:25 ---------------

                           ===============FINAL SCORE==============
                           DAVID LIPSCOMB 13, LIVINGSTON ACADEMY 28
                           ========================================
```

Play Breakdown Summary

Play Breakdown Summary (Final)
2005 Blue Cross Bowl
David Lipscomb vs Livingston Academy (12/3/05 at Murfreesboro, TN)

David Lipscomb

Down	RUN	PASS	Total
OVERALL.....	34	12	46
1ST DOWN.....	14	3	17
2ND DOWN-SHORT...	6	1	7
2ND DOWN-MIDDLE..	3	0	3
2ND DOWN-LONG....	4	2	6
3RD DOWN-SHORT...	2	1	3
3RD DOWN-MIDDLE..	2	0	2
3RD DOWN-LONG....	1	4	5
4TH DOWN.....	2	1	3

Livingston Academy

Down	RUN	PASS	Total
OVERALL.....	47	6	53
1ST DOWN.....	25	2	27
2ND DOWN-SHORT...	0	0	0
2ND DOWN-MIDDLE..	6	0	6
2ND DOWN-LONG....	8	1	9
3RD DOWN-SHORT...	2	0	2
3RD DOWN-MIDDLE..	1	1	2
3RD DOWN-LONG....	3	1	4
4TH DOWN.....	2	1	3

David Lipscomb

Formation	RUN	PASS	Total
.....	34	12	46

Livingston Academy

Formation	RUN	PASS	Total
.....	47	6	53

Play Breakdown

Play Breakdown (Final)
2005 Blue Cross Bowl
David Lipscomb vs Livingston Academy (12/3/05 at Murfreesboro, TN)

David Lipscomb (Sorted by Play type)

1ST DOWN RUN (14 RUN, 3 PASS)

1-10	L25 #25	-1	[ ]
1-6	L06 #25	3	[ ]
1-10	L19 #25	7	[ ]
1-10	D34 #25	7	[ ]
1-10	D35 #25	0	[ ]
1-10	L35 #27	8	[ ]
1-10	D23 #27	7	[ ]
1-10	D40 #27	8	[ ]
1-10	D45 #40	2	[ ]
1-10	D25 #40	4	[ ]
1-10	L47 #40	12	[ ]
1-10	D21 #40	4	[ ]
1-10	D29 #40	5	[ ]
1-10	D27 #40	1	[ ]

1ST DOWN PASS

1-10	L37 #25 to #24	37	[ ]
1-10	D27 #25 to #30	-	[ ]
1-10	D29 #25 to #40	9	[ ]

2ND-SHORT RUN (6 RUN, 1 PASS)

2-3	D41 #27	0	[ ]
2-3	D30 #40	2	[ ]
2-2	L27 #40	2	[ ]
2-3	L03 #40	3	[ ]
2-1	D38 #40	2	[ ]
2-3	L12 #40	6	[ ]

2ND-SHORT PASS

2-2	D48 #25 to #30	15	[ ]

2ND-MIDDLE RUN (3 RUN, 0 PASS)

2-6	D25 #25	-1	[ ]
2-6	D29 #25	2	[ ]
2-5	D34 #27	3	[ ]

2ND-MIDDLE PASS

2ND-LONG RUN (4 RUN, 2 PASS)

2-11	L26 #27	2	[ ]
2-10	D35 #27	7	[ ]
2-9	D28 #27	2	[ ]
2-10	D01 #40	22	[ ]

2ND-LONG PASS

2-8	D47 #25 to #24	-	[ ]
2-10	D27 #25 to #40	8	[ ]

3RD-SHORT RUN (2 RUN, 1 PASS)

3-1	D32 #40	2	[ ]
3-2	D37 #40	44	[ ]

3RD-SHORT PASS

3-2	D35 #25 to #24	-	[ ]

```
3RD-MIDDLE RUN  (2 RUN, 0 PASS)                                  3RD-MIDDLE PASS
3-3  D41 #27   1 [    ]
3-4  D31 #40  22 [    ]

3RD-LONG RUN  (1 RUN, 4 PASS)                                    3RD-LONG PASS
3-8  D47 #40  -1 [    ]                                          3-7  D30 #25 to #24     - [    ]
                                                                 3-9  L24 #25 to #30     6 [    ]
                                                                 3-7  D24 #25 to #30     - [    ]
                                                                 3-23 D22 #25 to #    SACK [    ]

4TH DOWN RUN  (2 RUN, 1 PASS)                                    4TH DOWN PASS
4-3  L18 #25   2 [    ]                                          4-9  D46 #25 to #44     - [    ]
4-2  D42 #40   3 [    ]
```

Play Breakdown

```
                                   Play Breakdown (Final)
                                    2005 Blue Cross Bowl
                   David Lipscomb vs Livingston Academy (12/3/05 at Murfreesboro, TN)

                                Livingston Academy (Sorted by Play type)

1ST DOWN RUN  (25 RUN, 2 PASS)                                   1ST DOWN PASS
1-4  D04 #22   4 [    ]                                          1-10 L26 #8  to #1      - [    ]
1-10 D31 #22   0 [    ]                                          1-10 L49 #8  to #33    26 [    ]
1-3  D03 #22   3 [    ]
1-10 L43 #22  11 [    ]
1-10 L42 #29  19 [    ]
1-10 D12 #29   6 [    ]
1-10 D25 #29   0 [    ]
1-10 D46 #29   0 [    ]
1-10 D26 #29   2 [    ]
1-10 D11 #29   3 [    ]
1-10 D34 #29  30 [    ]
1-10 D46 #29  20 [    ]
1-10 L24 #29   1 [    ]
1-10 L10 #29   5 [    ]
1-10 D26 #29   1 [    ]
1-10 L30 #29   4 [    ]
1-10 D39 #29   3 [    ]
1-10 L32 #8    1 [    ]
1-10 L15 #8   15 [    ]
1-1  D01 #8    1 [    ]
1-5  L40 #8    9 [    ]
1-10 D46 #8   12 [    ]
1-10 D39 #8    4 [    ]
1-10 L50 #8    5 [    ]
1-20 D41 #8   15 [    ]

2ND-SHORT RUN  (0 RUN, 0 PASS)                                   2ND-SHORT PASS

2ND-MIDDLE RUN  (6 RUN, 0 PASS)                                  2ND-MIDDLE PASS
2-4  D06 #22   2 [    ]
2-6  D35 #29   3 [    ]
2-5  D45 #29   4 [    ]
2-5  D26 #8    1 [    ]
2-6  L34 #8    8 [    ]
2-5  L15 #8   11 [    ]

2ND-LONG RUN  (8 RUN, 1 PASS)                                    2ND-LONG PASS
2-8  D24 #22   0 [    ]                                          2-7  D36 #8  to #5     33 [    ]
2-10 D25 #22  14 [    ]
2-10 L26 #22  24 [    ]
2-9  L25 #22  18 [    ]
2-10 D46 #29  15 [    ]
2-9  D25 #8    4 [    ]
2-9  L33 #8    2 [    ]
2-7  D08 #8    2 [    ]

3RD-SHORT RUN  (2 RUN, 0 PASS)                                   3RD-SHORT PASS
3-2  D04 #22   3 [    ]
```

3-1 D41 #22   2 [   ]

3RD-MIDDLE RUN (1 RUN, 1 PASS)
3-3 D32 #8   6 [   ]

3RD-LONG RUN (3 RUN, 1 PASS)
3-7 L35 #22   6 [   ]
3-5 D21 #8   2 [   ]
3-8 D24 #8   -5 [   ]

4TH DOWN RUN (2 RUN, 1 PASS)
4-3 D19 #8   7 [   ]
4-4 D25 #8   3 [   ]

3RD-MIDDLE PASS
3-4 D25 #8 to #5   - [   ]

3RD-LONG PASS
3-5 D06 #8 to #1   6 [   ]

4TH DOWN PASS
4-13 D29 #8 to #1   - [   ]

2004 Class 2A Football Playoffs

November 5 - December 4, 2004

First Round

R1 #1	Gatlinburg-Pittman (8-2)	33	**Game 101** Fri. Nov. 5 7 PM
R2 #4	Wartburg Central (4-6)	27	
R2 #2	Rockwood (9-1)	31	**Game 102** Fri. Nov. 5 7 PM
R1 #3	South Greene (7-3)	12	
R1 #2	Happy Valley (7-3)	10	**Game 103** Fri. Nov. 5 7 PM
R2 #3	Sweetwater (7-3)	13	
R1 #4	Hampton (4-6)	13	**Game 104** Fri. Nov. 5 7 PM
R2 #1	Alcoa (9-1)	44	
R3 #1	Tyner (9-1)	29	**Game 105** Fri. Nov. 5 7 PM
R4 #4	Station Camp (5-5)	6	
R4 #2	Goodpasture (7-3)	48	**Game 106** Fri. Nov. 5 7 PM
R3 #3	Meigs Co. (6-4)	8	
R3 #2	Polk Co. (8-2)	7	**Game 107** Fri. Nov. 5 7 PM
R4 #3	East Robertson (6-4)	12	
R3 #4	Marion Co. (7-3)	21	**Game 108** Fri. Nov. 5 7 PM
R4 #1	David Lipscomb (9-1)	41	
R5 #1	Fairview (8-2)	41	**Game 109** Fri. Nov. 5 7 PM
R6 #4	Adamsville (6-4)	0	
R6 #2	Camden (9-1)	32	**Game 110** Fri. Nov. 5 7 PM
R5 #3	Lewis Co. (6-4)	0	
R5 #2	Cheatham Co. (7-3)	50	**Game 111** Fri. Nov. 5 7 PM
R6 #3	McKenzie (5-5)	28	
R5 #4	Loretto (5-5)	0	**Game 112** Fri. Nov. 5 7 PM
R6 #1	Huntingdon (8-2)	35	
R7 #1	Westview (8-2)	35	**Game 113** Fri. Nov. 5 7 PM
R8 #4	Manassas (4-6)	6	
R8 #2	Mitchell (8-2)	20	**Game 114** Fri. Nov. 5 7 PM
R7 #3	Milan (6-4)	23	
R7 #2	Humboldt (8-2)	29	**Game 115** Fri. Nov. 5 7 PM
R8 #3	Treadwell (6-4)	32	
R7 #4	Dresden (5-5)	27	**Game 116** Fri. Nov. 5 7 PM
R8 #1	Memphis Carver (9-1)	52	

Second Round

Gatlinburg-Pittman	5	**Game 201** Fri. Nov. 12 7 PM
Rockwood	10	
Sweetwater	14	**Game 202** Fri. Nov. 12 7 PM
Alcoa	35	
Tyner	19	**Game 203** Fri. Nov. 12 7 PM
Goodpasture	48	
East Robertson	20	**Game 204** Fri. Nov. 12 7 PM
David Lipscomb	40	
Fairview	6	**Game 205** Fri. Nov. 12 7 PM
Camden	35	
Cheatham Co.	0	**Game 206** Fri. Nov. 12 7 PM
Huntingdon	14	
Westview	7	**Game 207** Fri. Nov. 12 7 PM
Milan	25	
Treadwell	24	**Game 208** Fri. Nov. 12 7 PM
Memphis Carver	32	

Quarterfinals

Rockwood	3	**Game 301** Fri. Nov. 19 7 PM
Alcoa	46	
Goodpasture	7	**Game 302** Fri. Nov. 19 7 PM
David Lipscomb	35	
Camden	6	**Game 303** Fri. Nov. 19 7 PM
Huntingdon	26	
Milan	30	**Game 304** Fri. Nov. 19 7 PM
Memphis Carver	28	

Semifinals

Alcoa	35	**Game 401** Fri. Nov. 26 7 PM
David Lipscomb	14	
Huntingdon	12	**Game 402** Fri. Nov. 26 7 PM
Milan	7	

Championship

Alcoa	52	**Game 501** Fri. Dec. 3 7 PM BlueCross Bowl @ MTSU
Huntingdon	41	

Alcoa

STATE CHAMPION

Notes:

2003 Class 2A Football Playoffs

November 7 - December 5, 2003

First Round

R1 #1	Gatlinburg-Pittman (8-2)	23
Game 101 Fri. Nov. 7 7 PM		
R2 #4	Sweetwater (5-5)	27
R2 #2	Alcoa (7-3)	52
Game 102 Fri. Nov. 7 7 PM		
R1 #3	Cumberland Gap (6-4)	22
R1 #2	Happy Valley (9-1)	7
Game 103 Fri. Nov. 7 7 PM		
R2 #3	Rockwood (8-2)	35
R1 #4	South Greene (6-4)	6
Game 104 Fri. Nov. 7 7 PM		
R2 #1	Oliver Springs (8-2)	34
R3 #1	Tyner (9-1)	40
Game 105 Fri. Nov. 7 7 PM		
R4 #4	Westmoreland (5-5)	0
R4 #2	Goodpasture (8-2)	48
Game 106 Fri. Nov. 7 7 PM		
R3 #3	Sequatchie Co. (5-5)	12
R3 #2	Marion Co. (6-4)	15
Game 107 Fri. Nov. 7 7 PM		
R4 #3	Houston Co. (5-5)	39
R3 #4	Polk Co. (7-3)	0
Game 108 Fri. Nov. 7 7 PM		
R4 #1	David Lipscomb (10-0)	41
R5 #1	Lewis Co. (10-0)	13
Game 109 Fri. Nov. 7 7 PM		
R6 #4	Camden (6-4)	12
R6 #2	McKenzie (8-2)	35
Game 110 Fri. Nov. 7 7 PM		
R5 #3	Cheatham Co. (8-2)	14
R5 #2	Fairview (6-4)	8
Game 111 Fri. Nov. 7 7 PM		
R6 #3	Chester Co. (8-2)	35
R5 #4	Harpeth (5-5)	12
Game 112 Fri. Nov. 7 7 PM		
R6 #1	Huntingdon (9-1)	60
R7 #1	Milan (10-0)	56
Game 113 Fri. Nov. 7 7 PM		
R8 #4	Westwood (3-7)	8
R8 #2	Mitchell (7-3)	12
Game 114 Fri. Nov. 7 7 PM		
R7 #3	Humboldt (5-5)	9
R7 #2	Dresden (7-3)	19
Game 115 Fri. Nov. 7 7 PM		
R8 #3	Treadwell (5-5)	26
R7 #4	Peabody (5-5)	14
Game 116 Fri. Nov. 7 7 PM		
R8 #1	Memphis Carver (9-1)	58

Second Round

Sweetwater	13	
Game 201 Fri. Nov. 14 7 PM		
Alcoa	41	
Rockwood	7	
Game 202 Fri. Nov. 14 7 PM		
Oliver Springs	16	
Tyner	34	
Game 203 Fri. Nov. 14 7 PM		
Goodpasture	28	
Houston Co.	7	
Game 204 Fri. Nov. 14 7 PM		
David Lipscomb	42	
Lewis Co.	24	
Game 205 Fri. Nov. 14 7 PM		
McKenzie	7	
Chester Co.	0	
Game 206 Fri. Nov. 14 7 PM		
Huntingdon	47	
Milan	35	
Game 207 Fri. Nov. 14 7 PM		
Mitchell	6	
Treadwell	12	
Game 208 Fri. Nov. 14 7 PM		
Memphis Carver	44	

Quarterfinals

Alcoa	37	
Game 301 Fri. Nov. 21 7 PM		
Oliver Springs	13	
Tyner	6	
Game 302 Fri. Nov. 21 7 PM		
David Lipscomb	27	
Lewis Co.	6	
Game 303 Fri. Nov. 21 7 PM		
Huntingdon	35	
Milan	34	
Game 304 Fri. Nov. 21 7 PM		
Memphis Carver	12	

Semifinals

Alcoa	6	
Game 401 Fri. Nov. 28 7 PM		
David Lipscomb	55	
Huntingdon	34	
Game 402 Fri. Nov. 28 7 PM		
Milan	29	

Championship

David Lipscomb	14	
Game 501 Fri. Dec. 5 7 PM BlueCross Bowl @ MTSU		
Huntingdon	48	

Huntingdon

STATE CHAMPION

Notes:

Box Score

Box Score (Final)
Huntingdon vs David Lipscomb (Dec 05, 2003 at Murfreesboro, TN)

Score by Quarters	1	2	3	4	Score	
Huntingdon.....	14	13	14	7	- 48	Record: (14-1)
David Lipscomb.....	0	7	0	7	- 14	Record: (14-1)

Scoring Summary:

1st 07:22 HHS - Parish, Adam 1 yd run (Newsome, Mark kick), 8-22 3:50, HHS 7 - DLHS 0
00:13 HHS - Bell, Terrance 21 yd run (Newsome, Mark kick), 10-73 4:38, HHS 14 - DLHS 0
2nd 11:05 DLHS - Rogers, Austin 84 yd pass from Elrod, Burton (Robertson, C. kick), 3-78 1:08, HHS 14 - DLHS 7
10:18 HHS - Bell, Terrance 62 yd run (Newsome, Mark kick), 2-65 0:47, HHS 21 - DLHS 7
01:56 HHS - Bell, Terrance 1 yd run (Newsome, Mark kick failed), 3-14 1:07, HHS 27 - DLHS 7
3rd 09:55 HHS - Bell, Terrance 66 yd run (Newsome, Mark kick), 4-78 2:05, HHS 34 - DLHS 7
02:18 HHS - Bell, Terrance 25 yd run (Newsome, Mark kick), 5-50 2:14, HHS 41 - DLHS 7
4th 08:17 HHS - Bell, Terrance 4 yd run (Newsome, Mark kick), 11-59 5:17, HHS 48 - DLHS 7
00:39 DLHS - Robertson, C. 39 yd pass from Elrod, Burton (Robertson, C. kick), 2-39 0:16, HHS 48 - DLHS 14

	HHS	DLHS
FIRST DOWNS.....	**23**	**12**
RUSHES-YARDS (NET).....	**61-451**	**28-31**
PASSING YDS (NET).....	**13**	**215**
Passes Att-Comp-Int.....	2-1-0	24-7-6
TOTAL OFFENSE PLAYS-YARDS.....	**63-464**	**52-246**
Fumble Returns-Yards.....	0-0	0-0
Punt Returns-Yards.....	0-0	0-0
Kickoff Returns-Yards.....	2-35	8-193
Interception Returns-Yards....	6-45	0-0
Punts (Number-Avg).....	1-47.0	0-0.0
Fumbles-Lost.....	3-3	5-1
Penalties-Yards.....	4-29	2-20
Possession Time.....	29:27	18:33
Third-Down Conversions.....	7 of 10	3 of 8
Fourth-Down Conversions.....	1 of 2	1 of 4
Red-Zone Scores-Chances.....	3-3	0-3
Sacks By: Number-Yards.....	2-12	0-0

RUSHING: Huntingdon-Bell, Terrance 32-321; Geans, Kory 3-59; Donald, Chris 12-46; Weathers, P. 7-21; Newsome, Mark 1-10; Parish, Adam 3-2; Baker, Cody 1-minus 1; Crocker, Cody 1-minus 2; Noles, Josh 1-minus 5. David Lipscomb-Elrod, Burton 11-36; Robertson, C. 7-9; Wilkerson, Ja. 8-3; Rogers, Austin 1-minus 5; Wilkerson, John 1-minus 12.

PASSING: Huntingdon-Parish, Adam 1-2-0-13. David Lipscomb-Elrod, Burton 7-24-6-215.

RECEIVING: Huntingdon-White, Will 1-13. David Lipscomb-Robertson, C. 3-67; McGee, Tyler 2-46; Rogers, Austin 1-84; Pennington, T. 1-18.

INTERCEPTIONS: Huntingdon-Parish, Adam 1-0; Newsome, Mark 1-0; Weathers, P. 1-0; Hampton, Scott 1-30; Maddox, Andrew 1-15; Rich, Kenney 1-0. David Lipscomb-None.

FUMBLES: Huntingdon-Maddox, Andrew 1-1; Baker, Cody 1-1; Weathers, P. 1-1. David Lipscomb-Elrod, Burton 3-1; Wilkerson, Ja. 1-0; Robertson, C. 1-0.

Stadium: Floyd Stadium Attendance: 6213
Kickoff time: 7:07 pm End of Game: 9:39 Total elapsed time: 2:32
Officials: Referee: Donnie King; Umpire: Mike Garrett; Linesman: Charles Crouch;
Line judge: Gary Perry; Back judge: Jay Kritsich; Field judge: Garland Mazzei;
Side judge: (ECO); Scorer: Layman/Morris;
Temperature: 35 Wind: WNW 8mph Weather: Cloudy

Offensive MVP:Terrance Bell, Huntingdon HS
Defensive MVP:Brian Nellett, Huntingdon HS
Records set:Most Passes Intercepted (Team) Huntingdon (6),
Most Yards Rushing (Ind) T. Bell, (HHS) 321, Most TDs (6)tie

Huntingdon vs David Lipscomb (Dec 05, 2003 at Murfreesboro, TN)

SACKS (UA-A): Huntingdon-Carter, Adam 1-0; Donald, Chris 1-0. David Lipscomb-None.

TACKLES (UA-A): Huntingdon-Nellett, Brian 4-2; Hampton, Scott 4-0; Porter, Kenneth 3-1; Rich, Kenney 3-1; Geans, Kory 2-2; Belew, Cale 1-3; Hastings, H. 1-3; Wright, Stephen 1-2; Townes, Desmond 1-2; Newsome, Mark 2-0; Hillsman, K. 2-0; Weathers, P. 1-1; Donald, Chris 1-0; White, Will 1-0; Carter, Adam 1-0; Nellett, A. 0-1; Wallace, Nathan 0-1; Wallace, Terry 0-1. David Lipscomb-Blankenship, R. 7-8; Binkley, Braden 6-6; Taylor, Madison 4-5; Heffington, J. 3-5; Bland, Adam 3-3; Rogers, Austin 2-4; Valentine, Adam 1-5; Abbasnezhad, D. 3-2; Robertson, C. 4-0; Lehning, Clay 1-2; McGee, Tyler 2-0; Tidwell, B. 1-1; Autry, Harley 0-1.

Player participation:

Huntingdon: 10-Parish, Adam, 12-Baker, Cody, 13-Hastings, H., 16-Maddox, Andrew, 18-Crocker, Cody, 19-Donald, Chris,
20-Bell, Terrance, 22-Porter, Kenneth, 23-Weathers, P., 25-Rich, Kenney, 27-Perez, Jorge, 31-Noles, Josh, 32-Geans, Kory,
34-Wright, Stephen, 40-Townes, Desmond, 43-Hampton, Scott, 45-Newsome, Mark, 51-Wallace, Terry, 53-Carter, Adam, 55-Hillsman, K.,
74-Wallace, Nathan, 75-Belew, Cale, 80-Nellett, Brian, 88-Nellett, A., 90-White, Will.

David Lipscomb: 11-Elrod, Burton, 13-Blankenship, R., 17-McGee, Tyler, 21-Rogers, Austin, 23-Robertson, C., 30-Lehning, Clay,
37-Wilkerson, John, 41-Wilkerson, Ja., 43-Binkley, Braden, 44-Taylor, Madison, 45-Bland, Adam, 54-Valentine, Adam,
60-Tidwell, B., 66-Heffington, J., 67-Autry, Harley, 77-Abbasnezhad, D., 88-Pennington, T..

Scoring Summary

Scoring Summary (Final)
2003 Blue Cross Bowl
Huntingdon vs David Lipscomb (Dec 05, 2003 at Murfreesboro, TN)

Huntingdon (14-1) vs. David Lipscomb (14-1)
Date: Dec 05, 2003 Site: Murfreesboro, TN Stadium: Floyd Stadium
Attendance: 6213

Score by Quarters	**1**	**2**	**3**	**4**	**Score**
Huntingdon.....	14	13	14	7	- 48
David Lipscomb.....	0	7	0	7	- 14

Scoring Summary:

1st 07:22 HHS - Parish, Adam 1 yd run (Newsome, Mark kick)
8 plays, 22 yards, TOP 3:50, HHS 7 - DLHS 0
00:13 HHS - Bell, Terrance 21 yd run (Newsome, Mark kick)
10 plays, 73 yards, TOP 4:38, HHS 14 - DLHS 0
2nd 11:05 DLHS - Rogers, Austin 84 yd pass from Elrod, Burton (Robertson, C. kick)
3 plays, 78 yards, TOP 1:08, HHS 14 - DLHS 7
10:18 HHS - Bell, Terrance 62 yd run (Newsome, Mark kick)
2 plays, 65 yards, TOP 0:47, HHS 21 - DLHS 7
01:56 HHS - Bell, Terrance 1 yd run (Newsome, Mark kick failed)
3 plays, 14 yards, TOP 1:07, HHS 27 - DLHS 7
3rd 09:55 HHS - Bell, Terrance 66 yd run (Newsome, Mark kick)
4 plays, 78 yards, TOP 2:05, HHS 34 - DLHS 7
02:18 HHS - Bell, Terrance 25 yd run (Newsome, Mark kick)
5 plays, 50 yards, TOP 2:14, HHS 41 - DLHS 7
4th 08:17 HHS - Bell, Terrance 4 yd run (Newsome, Mark kick)
11 plays, 59 yards, TOP 5:17, HHS 48 - DLHS 7
00:39 DLHS - Robertson, C. 39 yd pass from Elrod, Burton (Robertson, C. kick)
2 plays, 39 yards, TOP 0:16, HHS 48 - DLHS 14

Kickoff time: 7:07 pm End of Game: 9:39 Total elapsed time: 2:32
Officials: Referee: Donnie King; Umpire: Mike Garrett; Linesman: Charles Crouch;
Line judge: Gary Perry; Back judge: Jay Kritsich; Field judge: Garland Mazzei;
Side judge: (ECO); Scorer: Layman/Morris;
Temperature: 35 Wind: WNW 8mph Weather: Cloudy

Offensive MVP:Terrance Bell, Huntingdon HS
Defensive MVP:Brian Nellett, Huntingdon HS
Records set:Most Passes Intercepted (Team) Huntingdon (6),
Most Yards Rushing (Ind) T. Bell, (HHS) 321, Most TDs (6)tie

Team Statistics

Team Statistics (Final)
2003 Blue Cross Bowl
Huntingdon vs David Lipscomb (Dec 05, 2003 at Murfreesboro, TN)

	HHS	DLHS
FIRST DOWNS.....	**23**	**12**
Rushing.....	21	4
Passing.....	1	7
Penalty.....	1	1
Rushing Attempts.....	61	28
Yards Gained Rushing.....	478	89
Yards Lost Rushing.....	27	58
NET YARDS RUSHING.....	**451**	**31**
NET YARDS PASSING.....	**13**	**215**
Passes Attempted.....	2	24
Passes Completed.....	1	7
Had Intercepted.....	0	6
TOTAL OFFENSIVE PLAYS.....	**63**	**52**
TOTAL NET YARDS.....	**464**	**246**
Average Gain Per Play.....	7.4	4.7
Fumbles: Number-Lost.....	3-3	5-1
Penalties: Number-Yards.....	4-29	2-20
Number of Punts-Yards.....	1-47	0-0
Average Per Punt.....	47.0	0.0
Punt Returns: Number-Yards....	0-0	0-0
Kickoff Returns: Number-Yards.	2-35	8-193
Interceptions: Number-Yards...	6-45	0-0
Fumble Returns: Number-Yards..	0-0	0-0
Miscellaneous Yards.....	0	0
Possession Time.....	29:27	18:33
Third-Down Conversions.....	7 of 10	3 of 8
Fourth-Down Conversions.....	1 of 2	1 of 4
Red-Zone Scores-Chances.....	3-3	0-3
Sacks By: Number-Yards.....	2-12	0-0

Individual Statistics

Individual Statistics (Final)
2003 Blue Cross Bowl
Huntingdon vs David Lipscomb (Dec 05, 2003 at Murfreesboro, TN)

Huntingdon

Rushing	No	Gain	Loss	Net	TD	Lg	Avg
Bell, Terrance	32	325	4	321	6	66	10.0
Geans, Kory	3	59	0	59	0	22	19.7
Donald, Chris	12	49	3	46	0	18	3.8
Weathers, P.	7	33	12	21	0	17	3.0
Newsome, Mark	1	10	0	10	0	10	10.0
Parish, Adam	3	2	0	2	1	1	0.7
Baker, Cody	1	0	1	-1	0	0	-1.0
Crocker, Cody	1	0	2	-2	0	0	-2.0
Noles, Josh	1	0	5	-5	0	0	-5.0
Totals...	61	478	27	451	7	66	7.4

Passing	Att-Cmp-Int	Yds	TD	Long	Sack
Parish, Adam	2-1-0	13	0	13	0
Totals...	2-1-0	13	0	13	0

Receiving	No.	Yds	TD	Long
White, Will	1	13	0	13
Totals...	1	13	0	13

Punting	No.	Yds	Avg	Long	In20
Nellett, Brian	1	47	47.0	47	0
Totals...	1	47	47.0	47	0

	Punts			Kickoffs			Intercept		
All Returns	No.	Yds.	Lg	No.	Yds.	Lg	No.	Yds.	Lg
Weathers, P.	0	0	0	1	16	16	1	0	0
Newsome, Mark	0	0	0	0	0	0	1	0	0
Hampton, Scott	0	0	0	0	0	0	1	30	30
Rich, Kenney	0	0	0	0	0	0	1	0	0
Porter, Kenneth	0	0	0	1	19	19	0	0	0
Maddox, Andrew	0	0	0	0	0	0	1	15	15
Parish, Adam	0	0	0	0	0	0	1	0	0
Totals...	0	0	0	2	35	19	6	45	30

Field goal attempts

David Lipscomb

Rushing	No	Gain	Loss	Net	TD	Lg	Avg
Elrod, Burton	11	54	18	36	0	13	3.3
Robertson, C.	7	19	10	9	0	7	1.3
Wilkerson, Ja.	8	16	13	3	0	6	0.4
Rogers, Austin	1	0	5	-5	0	0	-5.0
Wilkerson, John	1	0	12	-12	0	0	-12.0
Totals...	28	89	58	31	0	13	1.1

Passing	Att-Cmp-Int	Yds	TD	Long	Sack
Elrod, Burton	24-7-6	215	2	84	2
Totals...	24-7-6	215	2	84	2

Receiving	No.	Yds	TD	Long
Robertson, C.	3	67	1	39
McGee, Tyler	2	46	0	27
Rogers, Austin	1	84	1	84
Pennington, T.	1	18	0	18
Totals...	7	215	2	84

Punting	No.	Yds	Avg	Long	In20
Totals...	0	0	0.0	0	0

	Punts			Kickoffs			Intercept		
All Returns	No.	Yds.	Lg	No.	Yds.	Lg	No.	Yds.	Lg
Robertson, C.	0	0	0	1	14	14	0	0	0
Lehning, Clay	0	0	0	6	159	64	0	0	0
Wilkerson, Ja.	0	0	0	1	20	20	0	0	0
Totals...	0	0	0	8	193	64	0	0	0

Field goal attempts

FUMBLES: Huntingdon-Maddox, Andrew 1-1; Baker, Cody 1-1; Weathers, P. 1-1. David Lipscomb-Elrod, Burton 3-1; Wilkerson, Ja. 1-0; Robertson, C. 1-0.

Drive Chart

Drive Chart (Final)
2003 Blue Cross Bowl
Huntingdon vs David Lipscomb (Dec 05, 2003 at Murfreesboro, TN)

	Drive Started				Drive Ended				Consumed	
Team	**Qtr**	**Spot**	**Time**	**Obtained**	**Spot**	**Time**	**How Lost**		**Pl-Yds**	**TOP**
HHS	1st	D22	11:12	Fumble	D00	07:22	*TOUCHDOWN		8-22	03:50#
HHS	1st	H27	04:51	Interception	D00	00:13	*TOUCHDOWN		10-73	04:38
HHS	2nd	H35	11:05	Kickoff	D00	10:18	*TOUCHDOWN		2-65	00:47
HHS	2nd	H17	06:17	Downs	D47	04:33	Punt		4-36	01:44
HHS	2nd	D14	03:03	Downs	D00	01:56	*TOUCHDOWN		3-14	01:07#
HHS	3rd	H22	12:00	Kickoff	D00	09:55	*TOUCHDOWN		4-78	02:05
HHS	3rd	H25	09:39	Interception	D33	05:52	Downs		7-42	03:47
HHS	3rd	H50	04:32	Downs	D00	02:18	*TOUCHDOWN		5-50	02:14
HHS	3rd	H41	01:34	Interception	D00	08:17	*TOUCHDOWN		11-59	05:17#
HHS	4th	D43	07:21	Interception	D32	06:03	Fumble		3-11	01:18
HHS	4th	H21	00:00	Interception	H21	03:07	Fumble		0-0	00:00#
HHS	4th	H12	02:56	Interception	H39	00:55	Fumble		5-27	02:01
HHS	4th	H19	00:39	Kickoff	H17	00:00	End of half		1--2	00:39
DLHS	1st	D32	12:00	Kickoff	D22	11:12	Fumble		2--10	00:48
DLHS	1st	D35	07:22	Kickoff	D47	04:51	Interception		6-12	02:31
DLHS	1st	D22	00:13	Kickoff	H00	11:05	*TOUCHDOWN		3-78	01:08
DLHS	2nd	D23	10:18	Kickoff	H17	06:17	Downs		11-60	04:01#
DLHS	2nd	D20	04:33	Punt	D14	03:03	Downs		4--6	01:30
DLHS	2nd	D19	01:56	Kickoff	D36	12:00	End of half		4-17	01:56
DLHS	3rd	D32	09:55	Kickoff	D32	09:39	Interception		1-0	00:16
DLHS	3rd	D33	05:52	Downs	H49	04:32	Downs		5-18	01:20
DLHS	3rd	H32	02:18	Kickoff	H22	01:34	Interception		3-10	00:44#
DLHS	4th	D19	08:17	Kickoff	D13	07:21	Interception		2--6	00:56
DLHS	4th	D32	06:03	Fumble	H19	03:07	Interception		8-49	02:56#
DLHS	4th	H21	03:07	Fumble	H21	02:56	Interception		1-0	00:11
DLHS	4th	H39	00:55	Fumble	H00	00:39	*TOUCHDOWN		2-39	00:16

HHS	**1st Qtr**	**2nd Qtr**	**3rd Qtr**	**4th Qtr**	**1st Half**	**2nd Half**	**Total**
Time of possession	08:28	03:38	09:40	07:41	12:06	17:21	29:27
3rd Down Conversions	4/4	0/1	2/3	1/2	4/5	3/5	7/10
Avg Field Position	D48	H46	H34	H29	H48	H32	H39
4th Down Conversions	0/0	0/0	0/1	1/1	0/0	1/2	1/2

DLHS	**1st Qtr**	**2nd Qtr**	**3rd Qtr**	**4th Qtr**	**1st Half**	**2nd Half**	**Total**
Time of possession	03:32	08:22	02:20	04:19	11:54	06:39	18:33
3rd Down Conversions	1/2	1/3	0/1	1/2	2/5	1/3	3/8
Avg Field Position	D29	D20	D44	D47	D25	D46	D36
4th Down Conversions	0/0	0/2	0/1	1/1	0/2	1/2	1/4

Drive Chart (By Quarter)

		Drive Started			Drive Ended			Consumed	
Team	**Qtr**	**Spot**	**Time**	**Obtained**	**Spot**	**Time**	**How Lost**	**Pl-Yds**	**TOP**
DLHS	1st	D32	12:00	Kickoff	D22	11:12	Fumble	2--10	00:48
HHS	1st	D22	11:12	Fumble	D00	07:22	*TOUCHDOWN	8-22	03:50#
DLHS	1st	D35	07:22	Kickoff	D47	04:51	Interception	6-12	02:31
HHS	1st	H27	04:51	Interception	D00	00:13	*TOUCHDOWN	10-73	04:38
DLHS	1st	D22	00:13	Kickoff	H00	11:05	*TOUCHDOWN	3-78	01:08
HHS	2nd	H35	11:05	Kickoff	D00	10:18	*TOUCHDOWN	2-65	00:47
DLHS	2nd	D23	10:18	Kickoff	H17	06:17	Downs	11-60	04:01#
HHS	2nd	H17	06:17	Downs	D47	04:33	Punt	4-36	01:44
DLHS	2nd	D20	04:33	Punt	D14	03:03	Downs	4--6	01:30
HHS	2nd	D14	03:03	Downs	D00	01:56	*TOUCHDOWN	3-14	01:07#
DLHS	2nd	D19	01:56	Kickoff	D36	12:00	End of half	4-17	01:56
HHS	3rd	H22	12:00	Kickoff	D00	09:55	*TOUCHDOWN	4-78	02:05
DLHS	3rd	D32	09:55	Kickoff	D32	09:39	Interception	1-0	00:16
HHS	3rd	H25	09:39	Interception	D33	05:52	Downs	7-42	03:47
DLHS	3rd	D33	05:52	Downs	H49	04:32	Downs	5-18	01:20
HHS	3rd	H50	04:32	Downs	D00	02:18	*TOUCHDOWN	5-50	02:14
DLHS	3rd	H32	02:18	Kickoff	H22	01:34	Interception	3-10	00:44#
HHS	3rd	H41	01:34	Interception	D00	08:17	*TOUCHDOWN	11-59	05:17#
DLHS	4th	D19	08:17	Kickoff	D13	07:21	Interception	2--6	00:56
HHS	4th	D43	07:21	Interception	D32	06:03	Fumble	3-11	01:18
DLHS	4th	D32	06:03	Fumble	H19	03:07	Interception	8-49	02:56#
HHS	4th	H21	00:00	Interception	H21	03:07	Fumble	0-0	00:00#
DLHS	4th	H21	03:07	Fumble	H21	02:56	Interception	1-0	00:11
HHS	4th	H12	02:56	Interception	H39	00:55	Fumble	5-27	02:01
DLHS	4th	H39	00:55	Fumble	H00	00:39	*TOUCHDOWN	2-39	00:16
HHS	4th	H19	00:39	Kickoff	H17	00:00	End of half	1--2	00:39

Defensive Statistics

Defensive Statistics (Final)
2003 Blue Cross Bowl
Huntingdon vs David Lipscomb (Dec 05, 2003 at Murfreesboro, TN)

Huntingdon

##	Player	Solo	Ast	Tot	TFL/Yds	FF	FR-Yd	Intc	BrUp	Blkd	Sack/Yds	QH
80	Nellett, Brian	4	2	6	.	1	1-0	.	.	.	/	.
43	Hampton, Scott	4	.	4	.	.	.	1-30	.	.	/	.
22	Porter, Kenneth	3	1	4	1.0/4	.	.	.	1	.	/	.
25	Rich, Kenney	3	1	4	0.5/3	.	.	1-0	.	.	/	.
32	Geans, Kory	2	2	4	0.5/1	.	.	.	.	.	/	.
75	Belew, Cale	1	3	4	0.5/1	1	.	.	.	.	/	.
13	Hastings, H.	1	3	4	1.0/4	.	.	.	.	.	/	.
34	Wright, Stephen	1	2	3	0.5/2	.	.	.	.	.	/	.
40	Townes, Desmond	1	2	3	0.5/1	.	.	.	.	.	/	.
45	Newsome, Mark	2	.	2	1.0/12	.	.	1-0	1	.	/	.
55	Hillsman, K.	2	.	2	.	.	.	.	.	.	/	.
23	Weathers, P.	1	1	2	.	.	.	1-0	1	.	/	.
90	White, Will	1	.	1	.	.	.	.	.	.	/	.
53	Carter, Adam	1	.	1	1.0/6	.	.	.	.	.	1/6	.
19	Donald, Chris	1	.	1	1.0/6	.	.	.	.	.	1/6	.
88	Nellett, A.	.	1	1	.	.	.	.	.	.	/	.
74	Wallace, Nathan	.	1	1	0.5/3	.	.	.	.	.	/	.
51	Wallace, Terry	.	1	1	.	.	.	.	.	.	/	.
10	Parish, Adam	.	.	.	.	.	.	1-0	.	.	/	.
16	Maddox, Andrew	.	.	.	.	.	.	1-15	.	.	/	.

David Lipscomb

##	Player	Solo	Ast	Tot	TFL/Yds	FF	FR-Yd	Intc	BrUp	Blkd	Sack/Yds	QH
13	Blankenship, R.	7	8	15	1.5/4	.	.	.	.	.	/	.
43	Binkley, Braden	6	6	12	3.0/5	1	.	.	.	.	/	.
44	Taylor, Madison	4	5	9	1.0/1	.	.	.	.	.	/	.
66	Heffington, J.	3	5	8	1.0/2	.	.	.	.	.	/	.
45	Bland, Adam	3	3	6	1.0/2	.	1-0	.	.	.	/	.
21	Rogers, Austin	2	4	6	.	.	.	.	.	.	/	.
54	Valentine, Adam	1	5	6	1.0/6	.	.	.	.	.	/	.
77	Abbasnezhad, D.	3	2	5	0.5/1	.	.	.	.	.	/	.
23	Robertson, C.	4	.	4	.	1	1-0	.	.	.	/	.
30	Lehning, Clay	1	2	3	.	.	.	.	.	.	/	.
17	McGee, Tyler	2	.	2	.	.	.	.	.	.	/	.
60	Tidwell, B.	1	1	2	.	.	1-0	.	.	.	/	.
67	Autry, Harley	.	1	1	.	.	.	.	.	.	/	.

Play-by-Play Summary (1st Quarter)

```
               Newsome, Mark kickoff 50 yards to the DLHS10, Lehning, Clay return 22 yards
               to the DLHS32 (Hastings, H.;Porter, Kenneth).
      D 1-10 D32   Rogers, Austin rush for loss of 5 yards to the DLHS27 (Hastings,
                   H.;Wright, Stephen).
      D 2-15 D27   Elrod, Burton rush to the DLHS23, fumble forced by Nellett, Brian,
                   fumble by Elrod, Burton recovered by HHS Nellett, Brian at DLHS22.
--------------- 2 plays, minus 10 yards, TOP 00:48 ---------------

  H 1-10 D22   HUNTINGDON drive start at 11:12 (1st).
  H 1-10 D22   Bell, Terrance rush for 3 yards to the DLHS19 (Abbasnezhad, D.).
  H 2-7  D19   Donald, Chris rush for 4 yards to the DLHS15 (Taylor, Madison;Valentine, Adam).
  H 3-3  D15   Bell, Terrance rush for 4 yards to the DLHS11, 1ST DOWN HHS (Abbasnezhad, D.).
  H 1-10 D11   Weathers, P. rush for 9 yards to the DLHS2 (Lehning, Clay).
  H 2-1  D02   Bell, Terrance rush for no gain to the DLHS2 (Binkley, Braden).
  H 3-1  D02   Parish, Adam rush for 1 yard to the DLHS1, 1ST DOWN HHS (Heffington, J.).
  H 1-G  D01   Parish, Adam rush for no gain to the DLHS1 (Autry, Harley;Valentine, Adam).
  H 2-G  D01   Parish, Adam rush for 1 yard to the DLHS0, TOUCHDOWN, clock 07:22.
               Newsome, Mark kick attempt good.
                                  ==============================
                                  HUNTINGDON 7, DAVID LIPSCOMB 0
                                  ==============================
--------------- 8 plays, 22 yards, TOP 03:50 ---------------

               Newsome, Mark kickoff 50 yards to the DLHS10, Lehning, Clay return 25 yards
               to the DLHS35 (Geans, Kory).
      D 1-10 D35   DAVID LIPSCOMB drive start at 07:22 (1st).
      D 1-10 D35   Wilkerson, Ja. rush for 1 yard to the DLHS36 (Nellett, Brian;Belew, Cale).
      D 2-9  D36   Robertson, C. rush for 4 yards to the DLHS40 (Hampton, Scott).
      D 3-5  D40   Elrod, Burton pass complete to Robertson, C. for 11 yards to the HHS49,
                   1ST DOWN DLHS (Newsome, Mark).
      D 1-10 H49   Robertson, C. rush to the DLHS46, fumble by Robertson, C. recovered by
                   DLHS Robertson, C. at DLHS47.
      D 2-14 D47   Elrod, Burton pass incomplete to Robertson, C..
      D 3-14 D47   Elrod, Burton pass intercepted by Newsome, Mark at the HHS27, Newsome,
                   Mark return 0 yards to the HHS27 (Robertson, C.).
--------------- 6 plays, 12 yards, TOP 02:31 ---------------

  H 1-10 H27   HUNTINGDON drive start at 04:51 (1st).
  H 1-10 H27   Weathers, P. rush for loss of 1 yard to the HHS26 (Binkley, Braden).
  H 2-11 H26   Bell, Terrance rush for 7 yards to the HHS33 (Binkley, Braden;Heffington, J.).
  H 3-4  H33   Bell, Terrance rush for 5 yards to the HHS38, 1ST DOWN HHS
               (Blankenship, R.;Bland, Adam).
  H 1-10 H38   Bell, Terrance rush for 5 yards to the HHS43 (Blankenship, R.).
  H 2-5  H43   Donald, Chris rush for 4 yards to the HHS47 (Binkley, Braden;Taylor, Madison).
  H 3-1  H47   Bell, Terrance rush for 2 yards to the HHS49, 1ST DOWN HHS (Bland,
               Adam;Blankenship, R.).
  H 1-10 H49   Donald, Chris rush for 18 yards to the DLHS33, 1ST DOWN HHS (Rogers,
               Austin;Lehning, Clay).
  H 1-10 D33   Timeout David Lipscomb, clock 01:15.
  H 1-10 D33   Donald, Chris rush for 8 yards to the DLHS25 (Blankenship, R.;Heffington, J.).
  H 2-2  D25   Bell, Terrance rush for 4 yards to the DLHS21, 1ST DOWN HHS.
  H 1-10 D21   Bell, Terrance rush for 21 yards to the DLHS0, 1ST DOWN HHS,TOUCHDOWN, clock 00:13.
               Newsome, Mark kick attempt good.
                                  ==============================
                                  HUNTINGDON 14, DAVID LIPSCOMB 0
                                  ==============================
--------------- 10 plays, 73 yards, TOP 04:38 ---------------

               Newsome, Mark kickoff 50 yards to the DLHS10, Lehning, Clay return 12 yards
               to the DLHS22 (Hampton, Scott).
      D 1-10 D22   DAVID LIPSCOMB drive start at 00:13 (1st).
      D 1-10 D22   Robertson, C. rush for loss of 4 yards to the DLHS18 (Porter, Kenneth).

                                  ======END OF 1st QUARTER=======
                                  HUNTINGDON 14, DAVID LIPSCOMB 0
                                  ==============================
```

Play-by-Play Summary (2nd quarter)

```
      D 2-14 D18   Start of 2nd quarter, clock 12:00.
      D 2-14 D18   Wilkerson, Ja. rush for loss of 2 yards to the DLHS16 (Belew,
                   Cale;Geans, Kory).
      D 3-16 D16   Elrod, Burton pass complete to Rogers, Austin for 84 yards to the HHS0,
                   1ST DOWN DLHS, TOUCHDOWN, clock 11:05.
                   Robertson, C. kick attempt good.

                                 ================================
                                 HUNTINGDON 14, DAVID LIPSCOMB 7
                                 ================================

--------------- 3 plays, 78 yards, TOP 01:08 ---------------

                   McGee, Tyler kickoff 31 yards to the HHS29, out-of-bounds, HHS ball on
                   HHS35.
  H 1-10 H35   HUNTINGDON drive start at 11:05 (2nd).
  H 1-10 H35   Donald, Chris rush for 3 yards to the HHS38 (Tidwell, B.;Abbasnezhad, D.).
  H 2-7  H38   Bell, Terrance rush for 62 yards to the DLHS0, 1ST DOWN HHS,
               TOUCHDOWN, clock 10:18.
               Newsome, Mark kick attempt good.

                                 ================================
                                 HUNTINGDON 21, DAVID LIPSCOMB 7
                                 ================================

--------------- 2 plays, 65 yards, TOP 00:47 ---------------

               Newsome, Mark kickoff 57 yards to the DLHS3, Lehning, Clay return 20 yards
               to the DLHS23 (Geans, Kory).
      D 1-10 D23   DAVID LIPSCOMB drive start at 10:18 (2nd).
      D 1-10 D23   Robertson, C. rush for 6 yards to the DLHS29 (Hillsman, K.).
      D 2-4  D29   Elrod, Burton rush for 6 yards to the DLHS35, 1ST DOWN DLHS.
      D 1-10 D35   Elrod, Burton pass complete to Robertson, C. for 17 yards to the HHS48,
                   1ST DOWN DLHS (Nellett, Brian).
      D 1-10 H48   Timeout Huntingdon, clock 08:54.
      D 1-10 H48   Elrod, Burton rush for 9 yards to the HHS39 (Nellett, Brian).
      D 2-1  H39   Robertson, C. rush for 7 yards to the HHS32, 1ST DOWN DLHS
                   (Weathers, P.;Townes, Desmond).
      D 1-10 H32   Wilkerson, Ja. rush for 6 yards to the HHS26 (Hastings, H.).
      D 2-4  H26   Elrod, Burton rush for 13 yards to the HHS13, 1ST DOWN DLHS
                   (Porter, Kenneth).
      D 1-10 H13   Elrod, Burton pass incomplete to Rogers, Austin (Newsome, Mark).
      D 2-10 H13   Wilkerson, Ja. rush for 2 yards to the HHS11 (Porter, Kenneth).
      D 3-8  H11   Elrod, Burton pass incomplete to Rogers, Austin (Weathers, P.).
      D 4-8  H11   Timeout David Lipscomb, clock 06:23.
      D 4-8  H11   Elrod, Burton sacked for loss of 6 yards to the HHS17 (Donald, Chris).
--------------- 11 plays, 60 yards, TOP 04:01 ---------------

  H 1-10 H17   HUNTINGDON drive start at 06:17 (2nd).
  H 1-10 H17   Bell, Terrance rush for 13 yards to the HHS30, 1ST DOWN HHS (Rogers,
               Austin).
  H 1-10 H30   PENALTY DLHS personal foul 15 yards to the HHS45, 1ST DOWN
               HHS.
  H 1-10 H45   Donald, Chris rush for no gain to the HHS45 (Bland, Adam;Heffington, J.).
  H 2-10 H45   Weathers, P. rush for 7 yards to the DLHS48 (Heffington, J.;Blankenship,
               R.).
  H 3-3  D48   Bell, Terrance rush for 1 yard to the DLHS47 (Binkley, Braden).
  H 4-2  D47   Timeout Huntingdon, clock 04:43.
  H 4-2  D47   Nellett, Brian punt 47 yards to the DLHS0, touchback.
--------------- 4 plays, 36 yards, TOP 01:44 ---------------

      D 1-10 D20   DAVID LIPSCOMB drive start at 04:33 (2nd).
      D 1-10 D20   Wilkerson, Ja. rush for 1 yard to the DLHS21 (Belew, Cale;Geans, Kory).
      D 2-9  D21   Elrod, Burton rush for 6 yards to the DLHS27 (Nellett, Brian).
      D 3-3  D27   Elrod, Burton rush to the DLHS26, fumble forced by Belew, Cale, fumble
                   by Elrod, Burton recovered by DLHS Arney, Jay at DLHS26.
      D 4-4  D26   Wilkerson, John rush for loss of 12 yards to the DLHS14 (Newsome, Mark).
--------------- 4 plays, minus 6 yards, TOP 01:30 ---------------
```

H 1-10 D14 HUNTINGDON drive start at 03:03 (2nd).
H 1-10 D14 Donald, Chris rush for no gain to the DLHS14 (Taylor, Madison).
H 2-10 D14 Parish, Adam pass complete to White, Will for 13 yards to the DLHS1, **1ST DOWN HHS** (Lehning, Clay;Taylor, Madison).
H 1-G D01 Bell, Terrance rush for 1 yard to the DLHS0, TOUCHDOWN, clock 01:56.
Newsome, Mark kick attempt failed.

==========
HUNTINGDON 27, DAVID LIPSCOMB 7
==========

---------- 3 plays, 14 yards, TOP 01:07 ----------

Newsome, Mark kickoff 57 yards to the DLHS3, Lehning, Clay return 16 yards to the DLHS19 (Hampton, Scott).
D 1-10 D19 DAVID LIPSCOMB drive start at 01:56 (2nd).
D 1-10 D19 Elrod, Burton rush for 9 yards to the DLHS28 (Wright, Stephen).
D 2-1 D28 Wilkerson, Ja. rush for 3 yards to the DLHS31, **1ST DOWN DLHS** (Nellett, Brian;Wright, Stephen).
D 1-10 D31 Robertson, C. rush for 2 yards to the DLHS33 (Townes, Desmond).
D 2-8 D33 Wilkerson, Ja. rush for 3 yards to the DLHS36 (Hillsman, K.).
D 3-5 D36 End of 1st half, clock 00:00.

======END OF 2nd QUARTER=======
HUNTINGDON 27, DAVID LIPSCOMB 7
==========

Play-by-Play Summary (3rd quarter)

```
      D 3-5  D36   Start of 3rd quarter, clock 12:00.
--------------- 4 plays, 17 yards, TOP 01:56 ---------------

                   McGee, Tyler kickoff 58 yards to the HHS6, Weathers, P. return 16 yards
                   to the HHS22 (McGee, Tyler).
  H 1-10 H22   HUNTINGDON drive start at 12:00 (3rd).
  H 1-10 H22   Bell, Terrance rush for loss of 2 yards to the HHS20 (Heffington, J.).
  H 2-12 H20   Donald, Chris rush for loss of 1 yard to the HHS19 (Binkley, Braden).
  H 3-13 H19   Bell, Terrance rush for 15 yards to the HHS34, 1ST DOWN HHS
               (Blankenship, R.).
  H 1-10 H34   Bell, Terrance rush for 66 yards to the DLHS0, 1ST DOWN HHS,
               TOUCHDOWN, clock 09:55.
               Newsome, Mark kick attempt good.

                                  ==============================
                                  HUNTINGDON 34, DAVID LIPSCOMB 7
                                  ==============================

--------------- 4 plays, 78 yards, TOP 02:05 ---------------

               Newsome, Mark kickoff 48 yards to the DLHS12, Wilkerson, Ja. return 20 yards
               to the DLHS32 (Rich, Kenney).
      D 1-10 D32   DAVID LIPSCOMB drive start at 09:55 (3rd).
      D 1-10 D32   Elrod, Burton pass intercepted by Weathers, P. at the HHS25, Weathers,
                   P. return 0 yards to the HHS25 (McGee, Tyler).
--------------- 1 plays, 0 yards, TOP 00:16 ---------------

  H 1-10 H25   HUNTINGDON drive start at 09:39 (3rd).
  H 1-10 H25   Donald, Chris rush for loss of 2 yards to the HHS23 (Bland, Adam).
  H 2-12 H23   Bell, Terrance rush for 28 yards to the DLHS49, 1ST DOWN HHS (Rogers,
               Austin).
  H 1-10 D49   Bell, Terrance rush for 16 yards to the DLHS33, 1ST DOWN HHS (Taylor,
               Madison;Binkley, Braden).
  H 1-10 D33   Donald, Chris rush for 1 yard to the DLHS32 (Heffington, J.).
  H 2-9  D32   Bell, Terrance rush for no gain to the DLHS32 (Binkley, Braden).
  H 3-9  D32   Bell, Terrance rush for loss of 1 yard to the DLHS33 (Taylor, Madison).
  H 4-10 D33   Parish, Adam pass incomplete to Weathers, P..
--------------- 7 plays, 42 yards, TOP 03:47 ---------------

      D 1-10 D33   DAVID LIPSCOMB drive start at 05:52 (3rd).
      D 1-10 D33   Elrod, Burton pass complete to McGee, Tyler for 19 yards to the HHS48,
                   1ST DOWN DLHS (Weathers, P.).
      D 1-10 H48   Elrod, Burton pass incomplete to Rogers, Austin.
      D 2-10 H48   PENALTY HHS delay of game 5 yards to the HHS43.
      D 2-5  H43   Elrod, Burton pass incomplete to Rogers, Austin.
      D 3-5  H43   Elrod, Burton sacked for loss of 6 yards to the HHS49 (Carter, Adam).
      D 4-11 H49   Elrod, Burton pass incomplete to Robertson, C..
--------------- 5 plays, 18 yards, TOP 01:20 ---------------

  H 1-10 H49   HUNTINGDON drive start at 04:32 (3rd).
  H 1-10 H49   HHS ball on 50 yardline.
  H 1-10 H50   Bell, Terrance rush for 8 yards to the DLHS42 (Taylor, Madison).
  H 2-2  D42   Bell, Terrance rush for 10 yards to the DLHS32, 1ST DOWN HHS
               (Blankenship, R.).
  H 1-10 D32   Bell, Terrance rush for 7 yards to the DLHS25 (Robertson, C.).
  H 2-3  D25   Bell, Terrance rush for no gain to the DLHS25 (Abbasnezhad, D.).
  H 3-3  D25   Bell, Terrance rush for 25 yards to the DLHS0, 1ST DOWN HHS,
               TOUCHDOWN, clock 02:18.
               Newsome, Mark kick attempt good.

                                  ==============================
                                  HUNTINGDON 41, DAVID LIPSCOMB 7
                                  ==============================

--------------- 5 plays, 50 yards, TOP 02:14 ---------------

               Newsome, Mark kickoff 56 yards to the DLHS4, Lehning, Clay return 64 yards
               to the HHS32 (White, Will).
```

D 1-10 H32 DAVID LIPSCOMB drive start at 02:18 (3rd).
D 1-10 H32 Elrod, Burton pass incomplete to Robertson, C. (Porter, Kenneth).
D 2-10 H32 Elrod, Burton pass incomplete to Rogers, Austin (Maddox, Andrew), *PENALTY HHS pass interference 15 yards to the HHS17,* ***1ST DOWN DLHS***, NO PLAY.
D 1-10 H17 Elrod, Burton pass incomplete to McGee, Tyler.
D 2-10 H17 *PENALTY DLHS false start 5 yards to the HHS22*.
D 2-15 H22 Elrod, Burton pass intercepted by Hampton, Scott at the HHS11, Hampton, Scott return 30 yards to the HHS41 (Valentine, Adam).

---------- 3 plays, 10 yards, TOP 00:44 ----------

H 1-10 H41 HUNTINGDON drive start at 01:34 (3rd).
H 1-10 H41 Bell, Terrance rush for 7 yards to the HHS48 (Taylor, Madison;Valentine, Adam).
H 2-3 H48 Donald, Chris rush for 11 yards to the DLHS41, **1ST DOWN HHS** (Robertson, C.).
H 1-10 D41 Bell, Terrance rush for 2 yards to the DLHS39 (Tidwell, B.).
H 2-8 D39 Weathers, P. rush for 17 yards to the DLHS22, **1ST DOWN HHS** (Blankenship, R.).

======END OF 3rd QUARTER=======
HUNTINGDON 41, DAVID LIPSCOMB 7
==========

Play-by-Play Summary (4th quarter)

```
  H 1-10 D22   Start of 4th quarter, clock 12:00.
  H 1-10 D22   Donald, Chris rush for no gain to the DLHS22 (Heffington, J.;Binkley,
               Braden).
  H 2-10 D22   Bell, Terrance rush for 4 yards to the DLHS18 (Blankenship, R.).
  H 3-6  D18   Newsome, Mark rush for 10 yards to the DLHS8, 1ST DOWN HHS (Taylor,
               Madison).
  H 1-G  D08   Bell, Terrance rush for loss of 1 yard to the DLHS9 (Blankenship, R.).
  H 2-G  D09   Bell, Terrance rush for 5 yards to the DLHS4 (Blankenship, R.;Rogers,
               Austin).
  H 3-G  D04   Bell, Terrance rush for no gain to the DLHS4 (Bland, Adam).
  H 4-G  D04   Bell, Terrance rush for 4 yards to the DLHS0, TOUCHDOWN, clock 08:17.
               Newsome, Mark kick attempt good.

                                 ==============================
                                 HUNTINGDON 48, DAVID LIPSCOMB 7
                                 ==============================

--------------- 11 plays, 59 yards, TOP 05:17 ---------------

               Newsome, Mark kickoff 55 yards to the DLHS5, Robertson, C. return 14 yards
               to the DLHS19 (Hampton, Scott).
      D 1-10 D19   DAVID LIPSCOMB drive start at 08:17 (4th).
      D 1-10 D19   Wilkerson, Ja. rush to the DLHS16, fumble by Wilkerson, Ja. recovered by
                   DLHS Elrod, Burton at DLHS8, Elrod, Burton for 5 yards to the DLHS13 (Rich,
                   Kenney;Wallace, Nathan).
      D 2-16 D13   Elrod, Burton pass intercepted by Parish, Adam at the DLHS43, Parish,
                   Adam return 0 yards to the DLHS43.
--------------- 2 plays, minus 6 yards, TOP 00:56 ---------------

  H 1-10 D43   HUNTINGDON drive start at 07:21 (4th).
  H 1-10 D43   Noles, Josh rush for loss of 5 yards to the DLHS48 (Valentine, Adam;Binkley,
               Braden).
  H 2-15 D48   Geans, Kory rush for 17 yards to the DLHS31, 1ST DOWN HHS
               (Blankenship, R.;Rogers, Austin).
  H 1-10 D31   Baker, Cody rush to the DLHS31, fumble by Baker, Cody recovered by DLHS
               Bland, Adam at DLHS32.
--------------- 3 plays, 11 yards, TOP 01:18 ---------------

      D 1-10 D32   DAVID LIPSCOMB drive start at 06:03 (4th).
      D 1-10 D32   Elrod, Burton pass incomplete to Rogers, Austin.
      D 2-10 D32   Robertson, C. rush for loss of 2 yards to the DLHS30 (Hastings,
                   H.;Townes, Desmond).
      D 3-12 D30   Elrod, Burton pass complete to McGee, Tyler for 27 yards to the HHS43,
                   1ST DOWN DLHS (Rich, Kenney).
      D 1-10 H43   Elrod, Burton pass incomplete to Rogers, Austin.
      D 2-10 H43   Elrod, Burton rush to the HHS36, fumble by Elrod, Burton recovered by
                   DLHS Robertson, C. at HHS39.
      D 3-6  H39   Elrod, Burton rush for 2 yards to the HHS37 (Wallace, Terry;Nellett,
                   A.).
      D 4-4  H37   Elrod, Burton pass complete to Pennington, T. for 18 yards to the HHS19,
                   1ST DOWN DLHS (Rich, Kenney).
      D 1-10 H19   Elrod, Burton pass intercepted by Maddox, Andrew at the HHS6, Maddox,
                   Andrew return 15 yards to the HHS21, fumble forced by Robertson, C., fumble
                   by Maddox, Andrew recovered by DLHS Robertson, C. at HHS21.
--------------- 8 plays, 49 yards, TOP 02:56 ---------------

      D 1-10 H21   DAVID LIPSCOMB drive start at 03:07 (4th).
      D 1-10 H21   Elrod, Burton pass intercepted by Rich, Kenney at the HHS12, Rich,
                   Kenney return 0 yards to the HHS12.
--------------- 1 plays, 0 yards, TOP 00:11 ---------------

  H 1-10 H12   HUNTINGDON drive start at 02:56 (4th).
  H 1-10 H12   Weathers, P. rush for loss of 2 yards to the HHS10 (Binkley,
               Braden;Abbasnezhad, D.).
  H 2-12 H10   Geans, Kory rush for 22 yards to the HHS32, 1ST DOWN HHS
               (Blankenship, R.;Rogers, Austin).
  H 1-10 H32   PENALTY HHS false start 4 yards to the HHS28.
  H 1-14 H28   Weathers, P. rush for loss of 6 yards to the HHS22 (Valentine,
```

Adam;Blankenship, R.).
H 2-20 H22 Geans, Kory rush for 20 yards to the HHS42, **1ST DOWN HHS** (Blankenship, R.).
H 1-10 H42 Weathers, P. rush to the HHS39, fumble forced by Binkley, Braden, fumble by Weathers, P. recovered by DLHS Tidwell, B. at HHS39.
---------- 5 plays, 27 yards, TOP 02:01 ----------

D 1-10 H39 DAVID LIPSCOMB drive start at 00:55 (4th).
D 1-10 H39 Elrod, Burton pass incomplete to Rogers, Austin.
D 2-10 H39 Elrod, Burton pass complete to Robertson, C. for 39 yards to the HHS0, **1ST DOWN DLHS**, TOUCHDOWN, clock 00:39.
Robertson, C. kick attempt good.

==========
HUNTINGDON 48, DAVID LIPSCOMB 14
==========

D 1-G D40 *PENALTY HHS offside 5 yards to the DLHS45*.
---------- 2 plays, 39 yards, TOP 00:16 ----------

McGee, Tyler kickoff 55 yards to the HHS0, Porter, Kenneth return 19 yards to the HHS19 (Bland, Adam).
H 1-10 H19 HUNTINGDON drive start at 00:39 (4th).
H 1-10 H19 Crocker, Cody rush for loss of 2 yards to the HHS17.
H 2-12 H17 End of 2nd half, clock 00:00.
---------- 1 plays, minus 2 yards, TOP 00:39 ----------

==========FINAL SCORE==========
HUNTINGDON 48, DAVID LIPSCOMB 14
==========

2002 Class 2A Football Playoffs

November 8 - December 6, 2002

Notes:

Box Score

Box Score (Final)
David Lipscomb vs Mitchell (Dec 06, 2002 at Murfreesboro, TN)

Score by Quarters	**1**	**2**	**3**	**4**	**Score**	
David Lipscomb.....	6	15	0	7	- 28	Record: (13-2)
Mitchell.....	0	0	0	0	- 0	Record: (12-3)

Scoring Summary:
1st 01:40 DLHS - Robertson, C. 7 yd run (Smith, Keith kick failed), 15-72 8:03, DLHS 6 - MITCH 0
2nd 10:17 DLHS - Robertson, C. 19 yd run (Robertson, C. rush), 4-30 2:20, DLHS 14 - MITCH 0
05:22 DLHS - Stinson, Reed 43 yd interception return (Smith, Keith kick), , DLHS 21 - MITCH 0
4th 02:37 DLHS - Santiago, Anton 9 yd run (Smith, Keith kick), 1-9 0:05, DLHS 28 - MITCH 0

	DLHS	MITCH
FIRST DOWNS.....	**10**	**5**
RUSHES-YARDS (NET).....	**46-161**	**18--20**
PASSING YDS (NET).....	**33**	**115**
Passes Att-Comp-Int.....	3-1-0	27-12-2
TOTAL OFFENSE PLAYS-YARDS.....	**49-194**	**45-95**
Fumble Returns-Yards.....	0-0	0-0
Punt Returns-Yards.....	1--1	3--1
Kickoff Returns-Yards.....	1-2	5-47
Interception Returns-Yards....	2-73	0-0
Punts (Number-Avg).....	5-33.0	6-29.5
Fumbles-Lost.....	2-0	1-0
Penalties-Yards.....	10-51	10-67
Possession Time.....	25:02	21:23
Third-Down Conversions.....	2 of 10	2 of 11
Fourth-Down Conversions.....	1 of 2	0 of 2
Red-Zone Scores-Chances.....	3-3	0-0
Sacks By: Number-Yards.....	3-22	2-12

RUSHING: David Lipscomb-Santiago, Anton 18-84; Robertson, C. 14-68; Elrod, Burton 11-14; TEAM
3-minus 5. Mitchell-Covington, M. 8-3; Franklin, Sam 3-minus 2; Collington, M. 1-minus 3; Ware,
Jonathan 6-minus 18.

PASSING: David Lipscomb-Elrod, Burton 1-3-0-33. Mitchell-Ware, Jonathan 12-27-2-115.

RECEIVING: David Lipscomb-Stinson, Reed 1-33. Mitchell-Collington, M. 3-36; Covington, M. 3-19; Ware, Lorenzo 2-25; Medlock, O. 2-14; Williams, L. 1-13; Meeks, A. 1-8.

INTERCEPTIONS: David Lipscomb-Stinson, Reed 1-43; Santiago, Anton 1-30. Mitchell-None.

FUMBLES: David Lipscomb-Elrod, Burton 1-0; Wood, Elliott 1-0. Mitchell-Covington, M. 1-0.

Stadium: Floyd Attendance: 2600
Kickoff time: 7:06 PM End of Game: 9:46 Total elapsed time: 2:40
Officials: Referee: Robert Cupples; Umpire: Joey Harrison;
Linesman: G. Hazelwood; Line judge: B. Blakemoore; Back judge: Darryl Lewis;
Field judge: ECO Tom White; Scorer: Layman/Morris;
Temperature: 32 Wind: N 1 MPH Weather: Cold

Offensive MVP: #23 Cutler Robinson - David Lipscomb H.S.
Defensive MVP: #10 Reed Stinson - David Lipscomb H.S.
New Record: Fewest Rushing Yards Allowed:-20, David Lipscomb
H.S.

David Lipscomb vs Mitchell (Dec 06, 2002 at Murfreesboro, TN)

SACKS (UA-A): David Lipscomb-Abbasnezhad, D. 0-2; Walker, David 0-2; Valentine, Adam 1-0. Mitchell-Clear, Marcus 1-0; Hampton, L. 1-0.

TACKLES (UA-A): David Lipscomb-Martin, Seth 6-2; Taylor, Madison 3-4; Santiago, Anton 5-0; Binkley, Chris 4-0; Valentine, Adam 2-2; Walker, David 0-4; Lehning, Clay 1-2; Abbasnezhad, D. 1-2;
French, Gavin 2-0; Stinson, Reed 1-1; Jenkins, P. 0-2; Seamon, Justin 1-0; Nowers, Michael 1-0;
Whitfield, R. 0-1. Mitchell-Hampton, L. 8-2; Jones, Johnny 8-1; Wallace, C. 6-1; Crowder, R. 5-1;
Branch, Brandon 3-1; Faulkner, A. 2-1; Hailey, Germany 1-2; Clear, Marcus 2-0; Gordon, N. 1-1;
Jackson, Cortez 1-0; Collington, M. 1-0; Bassett, Shawn 1-0.

Game Starters:

David Lipscomb

POS	##	OFFENSE
QB	11	Elrod, Burton
TB	23	Robertson, C.
HB	43	Santiago, Anton
SE	10	Stinson, Reed
WB	22	Wood, Elliott
C	59	Adams, Travis
RG	50	Seamon, Justin
LG	60	Tidwell, B.
LT	79	Coke, Trey
RT	67	Fridrichsen, J.
TE	84	Whitfield, R.

POS	##	DEFENSE
DE	84	Whitfield, R.
DE	54	Valentine, Adam
DT	77	Abbasnezhad, D.
N	88	Walker, David
LB	44	Taylor, Madison
LB	90	Martin, Seth
LB	43	Santiago, Anton
CB	34	French, Gavin
CB	15	Binkley, Chris
S	13	Blankenship, R.
S	30	Lehning, Clay

Mitchell

POS	##	OFFENSE
WR	2	Scott, Marlando
QB	5	Ware, Jonathan
WR	8	Collington, M.
RB	22	Covington, M.
WR	28	Medlock, O.
WR	29	Williams, L.
OG	50	Sherrod, Karl
OT	53	Thorn, Joshua
OT	57	Collins, Thomas
C	58	Taylor, Lance
OT	61	Hassell, D.

POS	##	DEFENSE
DB	1	Branch, Brandon
DE	3	Clear, Marcus
DB	4	Jackson, Cortez
DB	6	Bassett, Shawn
ES	15	Gordon, N.
LB	33	Jones, Johnny
DE	34	Faulkner, A.
NG	40	Hailey, Germany
LB	45	Crowder, R.
LB	46	Wallace, C.
DT	51	Howard, L.

Player participation:

David Lipscomb: 18-Jenkins, P., 20-Nowers, Michael, 33-Smith, Keith.

Mitchell: 19-Meeks, A., 36-Bolton, Demond, 42-Franklin, Sam, 56-Hampton, L., 81-Ware, Lorenzo.

Scoring Summary

Scoring Summary (Final)
David Lipscomb vs Mitchell (Dec 06, 2002 at Murfreesboro, TN)

David Lipscomb (13-2) vs. Mitchell (12-3)
Date: Dec 06, 2002 Site: Murfreesboro, TN Stadium: Floyd
Attendance: 2600

Score by Quarters	**1**	**2**	**3**	**4**	**Score**
David Lipscomb.....	6	15	0	7	- 28
Mitchell.....	0	0	0	0	- 0

Scoring Summary:

1st 01:40 DLHS - Robertson, C. 7 yd run (Smith, Keith kick failed)
15 plays, 72 yards, TOP 8:03, DLHS 6 - MITCH 0
2nd 10:17 DLHS - Robertson, C. 19 yd run (Robertson, C. rush)
4 plays, 30 yards, TOP 2:20, DLHS 14 - MITCH 0
05:22 DLHS - Stinson, Reed 43 yd interception return (Smith, Keith kick)
DLHS 21 - MITCH 0
4th 02:37 DLHS - Santiago, Anton 9 yd run (Smith, Keith kick)
1 play, 9 yards, TOP 0:05, DLHS 28 - MITCH 0

Kickoff time: 7:06 PM End of Game: 9:46 Total elapsed time: 2:40
Officials: Referee: Robert Cupples; Umpire: Joey Harrison;
Linesman: G. Hazelwood; Line judge: B. Blakemoore; Back judge: Darryl Lewis;
Field judge: ECO Tom White; Scorer: Layman/Morris;
Temperature: 32 Wind: N 1 MPH Weather: Cold

Offensive MVP: #23 Cutler Robinson - David Lipscomb H.S.
Defensive MVP: #10 Reed Stinson - David Lipscomb H.S.
New Record: Fewest Rushing Yards Allowed:-20, David Lipscomb H.S.

Team Statistics

Team Statistics (Final)
David Lipscomb vs Mitchell (Dec 06, 2002 at Murfreesboro, TN)

	DLHS	MITCH
FIRST DOWNS.....	**10**	**5**
Rushing.....	8	1
Passing.....	1	4
Penalty.....	1	0
Rushing Attempts.....	46	18
Yards Gained Rushing.....	190	21
Yards Lost Rushing.....	29	41
NET YARDS RUSHING.....	**161**	**-20**
NET YARDS PASSING.....	**33**	**115**
Passes Attempted.....	3	27
Passes Completed.....	1	12
Had Intercepted.....	0	2
TOTAL OFFENSIVE PLAYS.....	**49**	**45**
TOTAL NET YARDS.....	**194**	**95**
Average Gain Per Play.....	4.0	2.1
Fumbles: Number-Lost.....	2-0	1-0
Penalties: Number-Yards.....	10-51	10-67
Number of Punts-Yards.....	5-165	6-177
Average Per Punt.....	33.0	29.5
Punt Returns: Number-Yards....	1--1	3--1
Kickoff Returns: Number-Yards.	1-2	5-47
Interceptions: Number-Yards...	2-73	0-0
Fumble Returns: Number-Yards..	0-0	0-0
Miscellaneous Yards.....	0	0
Possession Time.....	25:02	21:23
Third-Down Conversions.....	2 of 10	2 of 11
Fourth-Down Conversions.....	1 of 2	0 of 2
Red-Zone Scores-Chances.....	3-3	0-0
Sacks By: Number-Yards.....	3-22	2-12

Individual Statistics

Individual Statistics (Final)
David Lipscomb vs Mitchell (Dec 06, 2002 at Murfreesboro, TN)

David Lipscomb

Rushing	No	Gain	Loss	Net	TD	Lg	Avg
Santiago, Anton	18	84	0	84	1	19	4.7
Robertson, C.	14	73	5	68	2	19	4.9
Elrod, Burton	11	33	19	14	0	15	1.3
TEAM	3	0	5	-5	0	0	-1.7
Totals...	46	190	29	161	3	19	3.5

Passing	Att-Cmp-Int	Yds	TD	Long	Sck
Elrod, Burton	3-1-0	33	0	33	2
Totals...	3-1-0	33	0	33	2

Receiving	No.	Yds	TD	Long
Stinson, Reed	1	33	0	33
Totals...	1	33	0	33

Punting	No.	Yds	Avg	Long	In20
Binkley, Chris	5	165	33.0	36	1
Totals...	5	165	33.0	36	1

	Punts			Kickoffs			Intercept		
All Returns	No.	Yds.	Lg	No.	Yds.	Lg	No.	Yds.	Lg
Stinson, Reed	0	0	0	0	0	0	1	43	43
Jenkins, P.	0	0	0	1	2	2	0	0	0
Wood, Elliott	1	-1	0	0	0	0	0	0	0
Santiago, Anton	0	0	0	0	0	0	1	30	30
Totals...	1	-1	0	1	2	2	2	73	43

Field goal attempts

Mitchell

Rushing	No	Gain	Loss	Net	TD	Lg	Avg
Covington, M.	8	11	8	3	0	3	0.4
Franklin, Sam	3	3	5	-2	0	3	-0.7
Collington, M.	1	0	3	-3	0	0	-3.0
Ware, Jonathan	6	7	25	-18	0	5	-3.0
Totals...	18	21	41	-20	0	5	-1.1

Passing	Att-Cmp-Int	Yds	TD	Long	Sck
Ware, Jonathan	27-12-2	115	0	24	3
Totals...	27-12-2	115	0	24	3

Receiving	No.	Yds	TD	Long
Collington, M.	3	36	0	19
Covington, M.	3	19	0	24
Ware, Lorenzo	2	25	0	20
Medlock, O.	2	14	0	7
Williams, L.	1	13	0	13
Meeks, A.	1	8	0	8
Totals...	12	115	0	24

Punting	No.	Yds	Avg	Long	In20
Covington, M.	5	172	34.4	49	1
TEAM	1	5	5.0	5	0
Totals...	6	177	29.5	49	1

	Punts			Kickoffs			Intercept		
All Returns	No.	Yds.	Lg	No.	Yds.	Lg	No.	Yds.	Lg
Collington, M.	0	0	0	2	11	9	0	0	0
Covington, M.	0	0	0	1	17	17	0	0	0
Williams, L.	0	0	0	1	4	4	0	0	0
Branch, Brandon	1	-1	0	0	0	0	0	0	0
Gordon, N.	2	0	0	0	0	0	0	0	0
Franklin, Sam	0	0	0	1	15	15	0	0	0
Totals...	3	-1	0	5	47	17	0	0	0

Field goal attempts

FUMBLES: David Lipscomb-Elrod, Burton 1-0; Wood, Elliott 1-0. Mitchell-Covington, M. 1-0.

Drive Chart

Drive Chart (Final)
David Lipscomb vs Mitchell (Dec 06, 2002 at Murfreesboro, TN)

	Drive Started				Drive Ended				Consumed	
Team	**Qtr**	**Spot**	**Time**	**Obtained**	**Spot**	**Time**	**How Lost**		**Pl-Yds**	**TOP**
DLHS	1st	D28	09:43	Punt	M00	01:40	*TOUCHDOWN		15-72	08:03#
DLHS	1st	M30	00:37	Punt	M00	10:17	*TOUCHDOWN		4-30	02:20#
DLHS	2nd	D47	08:17	Punt	D50	06:22	Punt		3-3	01:55
DLHS	2nd	M00	05:22	Interception	M00	05:22	*TOUCHDOWN		0-0	00:00
DLHS	2nd	D37	03:14	Punt	D28	01:02	Punt		3--9	02:12
DLHS	3rd	D31	12:00	Kickoff	D44	09:32	Punt		6-13	02:28
DLHS	3rd	D24	05:28	Punt	M31	01:24	Downs		8-45	04:04
DLHS	4th	D01	10:04	Punt	D06	08:15	Punt		3-5	01:49
DLHS	4th	D39	07:50	Downs	D39	05:44	Punt		3-0	02:06
DLHS	4th	M09	02:42	Interception	M00	02:37	*TOUCHDOWN		1-9	00:05#
DLHS	4th	M48	01:35	Downs	D47	00:00			3--5	00:00
MITCH	1st	M33	12:00	Kickoff	M37	09:43	Punt		3-4	02:17
MITCH	1st	M24	01:40	Kickoff	M25	00:37	Punt		3-1	01:03
MITCH	2nd	M39	10:17	Kickoff	M27	08:17	Punt		3--12	02:00
MITCH	2nd	M17	06:22	Punt	M14	05:22	Interception		2--3	01:00
MITCH	2nd	M42	05:22	Kickoff	M38	03:14	Punt		3--4	02:08
MITCH	2nd	M36	01:02	Punt	M39	12:00	End of half		4-3	01:02
MITCH	3rd	M20	09:32	Punt	M38	05:28	Punt		6-18	04:04
MITCH	3rd	M31	01:24	Downs	M50	10:04	Punt		6-19	03:20
MITCH	4th	D34	08:15	Punt	D39	07:50	Downs		4--5	00:25
MITCH	4th	M28	05:44	Punt	M49	02:42	Interception		5-21	03:02
MITCH	4th	M33	02:37	Kickoff	M48	01:35	Downs		6-15	01:02

DLHS	**1st Qtr**	**2nd Qtr**	**3rd Qtr**	**4th Qtr**	**1st Half**	**2nd Half**	**Total**
Time of possession	08:40	05:50	06:32	04:00	14:30	10:32	25:02
3rd Down Conversions	2/3	0/2	0/2	0/3	2/5	0/5	2/10
Avg Field Position	D49	D42	D27	D43	D45	D37	D40
4th Down Conversions	1/1	0/0	0/1	0/0	1/1	0/1	1/2

MITCH	**1st Qtr**	**2nd Qtr**	**3rd Qtr**	**4th Qtr**	**1st Half**	**2nd Half**	**Total**
Time of possession	03:20	06:10	05:28	06:25	09:30	11:53	21:23
3rd Down Conversions	0/2	0/2	2/3	0/4	0/4	2/7	2/11
Avg Field Position	M28	M33	M25	M42	M31	M35	M33
4th Down Conversions	0/0	0/0	0/0	0/2	0/0	0/2	0/2

Drive Chart (By Quarter)

		Drive Started			Drive Ended			Consumed	
Team	**Qtr**	**Spot**	**Time**	**Obtained**	**Spot**	**Time**	**How Lost**	**Pl-Yds**	**TOP**
MITCH	1st	M33	12:00	Kickoff	M37	09:43	Punt	3-4	02:17
DLHS	1st	D28	09:43	Punt	M00	01:40	*TOUCHDOWN	15-72	08:03#
MITCH	1st	M24	01:40	Kickoff	M25	00:37	Punt	3-1	01:03
DLHS	1st	M30	00:37	Punt	M00	10:17	*TOUCHDOWN	4-30	02:20#
MITCH	2nd	M39	10:17	Kickoff	M27	08:17	Punt	3--12	02:00
DLHS	2nd	D47	08:17	Punt	D50	06:22	Punt	3-3	01:55
MITCH	2nd	M17	06:22	Punt	M14	05:22	Interception	2--3	01:00
DLHS	2nd	M00	05:22	Interception	M00	05:22	*TOUCHDOWN	0-0	00:00
MITCH	2nd	M42	05:22	Kickoff	M38	03:14	Punt	3--4	02:08
DLHS	2nd	D37	03:14	Punt	D28	01:02	Punt	3--9	02:12
MITCH	2nd	M36	01:02	Punt	M39	12:00	End of half	4-3	01:02
DLHS	3rd	D31	12:00	Kickoff	D44	09:32	Punt	6-13	02:28
MITCH	3rd	M20	09:32	Punt	M38	05:28	Punt	6-18	04:04
DLHS	3rd	D24	05:28	Punt	M31	01:24	Downs	8-45	04:04
MITCH	3rd	M31	01:24	Downs	M50	10:04	Punt	6-19	03:20
DLHS	4th	D01	10:04	Punt	D06	08:15	Punt	3-5	01:49
MITCH	4th	D34	08:15	Punt	D39	07:50	Downs	4--5	00:25
DLHS	4th	D39	07:50	Downs	D39	05:44	Punt	3-0	02:06
MITCH	4th	M28	05:44	Punt	M49	02:42	Interception	5-21	03:02
DLHS	4th	M09	02:42	Interception	M00	02:37	*TOUCHDOWN	1-9	00:05#
MITCH	4th	M33	02:37	Kickoff	M48	01:35	Downs	6-15	01:02
DLHS	4th	M48	01:35	Downs	D47	00:00		3--5	00:00

Defensive Statistics

Defensive Statistics (Final)
David Lipscomb vs Mitchell (Dec 06, 2002 at Murfreesboro, TN)

David Lipscomb

##	Player	Solo	Ast	Tot	TFL/Yds	FF	FR-Yd	Intc	PD	Blkd	Sack/Yds	QH
90	Martin, Seth	6	2	8	3.0/7	1	.	.	1	.	/	.
44	Taylor, Madison	3	4	7	0.5/1	.	.	.	1	.	/	.
43	Santiago, Anton	5	.	5	.	.	.	1-30	2	.	/	.
15	Binkley, Chris	4	.	4	1.0/5	.	.	.	.	.	/	.
54	Valentine, Adam	2	2	4	1.5/8	.	.	.	.	.	1/7	.
88	Walker, David	.	4	4	1.5/8	.	.	.	.	.	2/7	.
77	Abbasnezhad, D.	1	2	3	2.0/13	.	.	.	.	.	2/8	.
30	Lehning, Clay	1	2	3	.	.	.	.	1	.	/	.
34	French, Gavin	2	.	2	1.0/3	.	.	.	.	.	/	.
10	Stinson, Reed	1	1	2	.	.	.	1-43	1	1	/	.
18	Jenkins, P.	.	2	2	.	.	.	.	.	.	/	.
20	Nowers, Michael	1	.	1	.	.	.	.	.	.	/	.
50	Seamon, Justin	1	.	1	.	.	.	.	.	.	/	.
84	Whitfield, R.	.	1	1	0.5/1	.	.	.	.	.	/	.

Mitchell

##	Player	Solo	Ast	Tot	TFL/Yds	FF	FR-Yd	Intc	PD	Blkd	Sack/Yds	QH
56	Hampton, L.	8	2	10	2.5/12	1	.	.	.	.	1/8	.
33	Jones, Johnny	8	1	9	0.5/0	.	.	.	.	.	/	.
46	Wallace, C.	6	1	7	2.0/6	.	.	.	.	.	/	.
45	Crowder, R.	5	1	6	.	.	.	.	.	.	/	.
1	Branch, Brandon	3	1	4	.	1	.	.	.	.	/	.
34	Faulkner, A.	2	1	3	.	.	.	.	.	.	/	.
40	Hailey, Germany	1	2	3	.	.	.	.	.	.	/	.
3	Clear, Marcus	2	.	2	1.0/4	.	.	.	.	.	1/4	.
15	Gordon, N.	1	1	2	.	.	.	.	1	.	/	.
6	Bassett, Shawn	1	.	1	.	.	.	.	.	.	/	.
8	Collington, M.	1	.	1	.	.	.	.	.	.	/	.
4	Jackson, Cortez	1	.	1	.	.	.	.	.	.	/	.

Quickie Statistics

Quickie Statistics (Final)
David Lipscomb vs Mitchell (Dec 06, 2002 at Murfreesboro, TN)

	DLHS	MITCH
Score.....	28	0
FIRST DOWNS.....	**10**	**5**
RUSHES-YARDS (NET).....	**46-161**	**18--20**
PASSING YDS (NET).....	**33**	**115**
Passes Att-Comp-Int.....	3-1-0	27-12-2
TOTAL OFFENSE PLAYS-YARDS.....	**49-194**	**45-95**
Fumble Returns-Yards.....	0-0	0-0
Punt Returns-Yards.....	1--1	3--1
Kickoff Returns-Yards.....	1-2	5-47
Interception Returns-Yards....	2-73	0-0
Punts (Number-Avg).....	5-33.0	6-29.5
Fumbles-Lost.....	2-0	1-0
Penalties-Yards.....	10-51	10-67
Possession Time.....	25:02	21:23
Third-Down Conversions.....	2 of 10	2 of 11
Fourth-Down Conversions.....	1 of 2	0 of 2
Red-Zone Scores-Chances.....	3-3	0-0

David Lipscomb

Rushing	No	Yds	TD	Lg	Avg
Santiago, Anton	18	84	1	19	4.7
Robertson, C.	14	68	2	19	4.9
Elrod, Burton	11	14	0	15	1.3
TEAM	3	-5	0	0	-1.7

Passing	Att	Cmp	Int	Yds	TD	Lng
Elrod, Burton	3	1	0	33	0	33

Receiving	No.	Yds	TD	Long
Stinson, Reed	1	33	0	33

Punting	No.	Avg	Long	I20
Binkley, Chris	5	33.0	36	1

Punt returns	No.	Yds	TD	Long
Wood, Elliott	1	-1	0	0

Kick returns	No.	Yds	TD	Long
Jenkins, P.	1	2	0	2

Mitchell

Rushing	No	Yds	TD	Lg	Avg
Covington, M.	8	3	0	3	0.4
Franklin, Sam	3	-2	0	3	-0.7
Collington, M.	1	-3	0	0	-3.0
Ware, Jonathan	6	-18	0	5	-3.0

Passing	Att	Cmp	Int	Yds	TD	Lng
Ware, Jonathan	27	12	2	115	0	24

Receiving	No.	Yds	TD	Long
Collington, M.	3	36	0	19
Covington, M.	3	19	0	24
Ware, Lorenzo	2	25	0	20
Medlock, O.	2	14	0	7

Punting	No.	Avg	Long	I20
Covington, M.	5	34.4	49	1
TEAM	1	5.0	5	0

Punt returns	No.	Yds	TD	Long
Gordon, N.	2	0	0	0
Branch, Brandon	1	-1	0	0

Kick returns	No.	Yds	TD	Long
Collington, M.	2	11	0	9
Franklin, Sam	1	15	0	15

Team	Qtr Time	Scoring play	Conversion	Plays-Yards	TOP	DL MITCH
DLHS	1st 01:40	Robertson, C. 7 yd run	Smith, Keith kick failed	15-72	8:03	6 - 0
DLHS	2nd 10:17	Robertson, C. 19 yd run	Robertson, C. rush	4-30	2:20	14 - 0
DLHS	2nd 05:22	Stinson, Reed 43 yd interception return	Smith, Keith kick			21 - 0
DLHS	4th 02:37	Santiago, Anton 9 yd run	Smith, Keith kick	1-9	0:05	28 - 0

Participation Report

Participation Report (Final)
David Lipscomb vs Mitchell (Dec 06, 2002 at Murfreesboro, TN)

David Lipscomb

POS	##	OFFENSE
QB	11	Elrod, Burton
TB	23	Robertson, C.
HB	43	Santiago, Anton
SE	10	Stinson, Reed
WB	22	Wood, Elliott
C	59	Adams, Travis
RG	50	Seamon, Justin
LG	60	Tidwell, B.
LT	79	Coke, Trey
RT	67	Fridrichsen, J.
TE	84	Whitfield, R.

POS	##	DEFENSE
DE	84	Whitfield, R.
DE	54	Valentine, Adam
DT	77	Abbasnezhad, D.
N	88	Walker, David
LB	44	Taylor, Madison
LB	90	Martin, Seth
LB	43	Santiago, Anton
CB	34	French, Gavin
CB	15	Binkley, Chris
S	13	Blankenship, R.
S	30	Lehning, Clay

Mitchell

POS	##	OFFENSE
WR	2	Scott, Marlando
QB	5	Ware, Jonathan
WR	8	Collington, M.
RB	22	Covington, M.
WR	28	Medlock, O.
WR	29	Williams, L.
OG	50	Sherrod, Karl
OT	53	Thorn, Joshua
OT	57	Collins, Thomas
C	58	Taylor, Lance
OT	61	Hassell, D.

POS	##	DEFENSE
DB	1	Branch, Brandon
DE	3	Clear, Marcus
DB	4	Jackson, Cortez
DB	6	Bassett, Shawn
ES	15	Gordon, N.
LB	33	Jones, Johnny
DE	34	Faulkner, A.
NG	40	Hailey, Germany
LB	45	Crowder, R.
LB	46	Wallace, C.
DT	51	Howard, L.

David Lipscomb: 18-Jenkins, P., 20-Nowers, Michael, 33-Smith, Keith.

Mitchell: 19-Meeks, A., 36-Bolton, Demond, 42-Franklin, Sam, 56-Hampton, L., 81-Ware, Lorenzo.

Play-by-Play Summary (1st Quarter)

```
                Robertson, C. kickoff 29 yards to the MITCH31, Collington, M. return 2 yards
                to the MITCH33 (Jenkins, P.;Valentine, Adam).
      M 1-10 M33   Ware, Jonathan pass complete to Ware, Lorenzo for 5 yards to the MITCH38
                   (Taylor, Madison).
      M 2-5  M38   Covington, M. rush for 2 yards to the MITCH40 (Taylor, Madison;Walker,
                   David).
      M 3-3  M40   PENALTY MITCH false start 5 yards to the MITCH35.
      M 3-8  M35   Covington, M. rush for 2 yards to the MITCH37 (Stinson, Reed).
      M 4-6  M37   Covington, M. punt 35 yards to the DLHS28, downed.
--------------- 3 plays, 4 yards, TOP 02:17 ---------------

  D 1-10 D28   DAVID LIPSCOMB drive start at 09:43 (1st).
  D 1-10 D28   Robertson, C. rush for 7 yards to the DLHS35 (Branch, Brandon).
  D 2-3  D35   Robertson, C. rush for 4 yards to the DLHS39, 1ST DOWN DLHS (Jones, Johnny).
  D 1-10 D39   Elrod, Burton rush for 15 yards to the MITCH46, 1ST DOWN DLHS (Gordon, N.).
  D 1-10 M46   PENALTY DLHS false start 5 yards to the DLHS49.
  D 1-15 D49   PENALTY DLHS false start 5 yards to the DLHS44.
  D 1-20 D44   Santiago, Anton rush for 5 yards to the DLHS49 (Jones, Johnny).
  D 2-15 D49   Elrod, Burton sacked for loss of 8 yards to the DLHS41 (Hampton, L.), fumble
               by Elrod, Burton recovered by DLHS Elrod, Burton at DLHS39.
  D 3-25 D39   Elrod, Burton pass complete to Stinson, Reed for 33 yards to the MITCH28,
               1ST DOWN DLHS (Jackson, Cortez).
  D 1-10 M28   Robertson, C. rush for 2 yards to the MITCH26 (Branch, Brandon).
  D 2-8  M26   Timeout Mitchell, clock 05:48.
  D 2-8  M26   Santiago, Anton rush for 5 yards to the MITCH21 (Wallace, C.).
  D 3-3  M21   Santiago, Anton rush for 2 yards to the MITCH19 (Hampton, L.).
  D 4-1  M19   Robertson, C. rush for 3 yards to the MITCH16, 1ST DOWN DLHS (Jones, Johnny).
  D 1-10 M16   Robertson, C. rush for 7 yards to the MITCH9 (Jones, Johnny).
  D 2-3  M09   Robertson, C. rush for 1 yard to the MITCH8 (Faulkner, A.).
  D 3-2  M08   Robertson, C. rush for 2 yards to the MITCH6, 1ST DOWN DLHS (Crowder, R.).
  D 1-G  M06   Elrod, Burton rush for loss of 1 yard to the MITCH7 (Hampton, L.;Jones,
               Johnny).
  D 2-G  M07   Robertson, C. rush for 7 yards to the MITCH0, TOUCHDOWN, clock 01:40.
               Smith, Keith kick attempt failed.

                                    ============================
                                    DAVID LIPSCOMB 6, MITCHELL 0
                                    ============================

--------------- 15 plays, 72 yards, TOP 08:03 ---------------

                Robertson, C. kickoff 43 yards to the MITCH17, Covington, M. return 17 yards
                to the MITCH34 (Valentine, Adam), PENALTY MITCH illegal block 10 yards to
                the MITCH24, 1st and 10, MITCH ball on MITCH24.
      M 1-10 M24   MITCHELL drive start at 01:40 (1st).
      M 1-10 M24   Covington, M. rush for 1 yard to the MITCH25 (Martin, Seth).
      M 2-9  M25   Ware, Jonathan pass incomplete to Williams, L..
      M 3-9  M25   Ware, Jonathan pass incomplete to Williams, L. (Lehning, Clay).
      M 4-9  M25   Covington, M. punt BLOCKED, recovered by DLHS Walker, David at MITCH30
                   (blocked by Stinson, Reed).
--------------- 3 plays, minus 9 yards, TOP 01:03 ---------------

  D 1-10 M30   DAVID LIPSCOMB drive start at 00:37 (1st).
  D 1-10 M30   Santiago, Anton rush for 3 yards to the MITCH27 (Jones, Johnny).

                                    =====END OF 1st QUARTER=====
                                    DAVID LIPSCOMB 6, MITCHELL 0
                                    ============================
```

Play-by-Play Summary (2nd quarter)

```
  D 2-7  M27   Start of 2nd quarter, clock 12:00.
  D 2-7  M27   Elrod, Burton rush for 3 yards to the MITCH24 (Faulkner, A.).
  D 3-4  M24   PENALTY MITCH offside 5 yards to the MITCH19, 1ST DOWN DLHS.
  D 1-10 M19   Santiago, Anton rush for no gain to the MITCH19 (Crowder, R.).
  D 2-10 M19   Robertson, C. rush for 19 yards to the MITCH0, 1ST DOWN DLHS,
               TOUCHDOWN, clock 10:17.
               Robertson, C. rush attempt good.

                                  ============================
                                  DAVID LIPSCOMB 14, MITCHELL 0
                                  ============================

--------------- 4 plays, 30 yards, TOP 02:20 ---------------

               Robertson, C. kickoff 25 yards to the MITCH35, Williams, L. return 4 yards
               to the MITCH39 (Seamon, Justin).
      M 1-10 M39   MITCHELL drive start at 10:17 (2nd).
      M 1-10 M39   Covington, M. rush for loss of 2 yards to the MITCH37 (Martin, Seth).
      M 2-12 M37   Covington, M. rush for loss of 5 yards to the MITCH32 (Binkley, Chris).
      M 3-17 M32   PENALTY MITCH false start 5 yards to the MITCH27.
      M 3-22 M27   Ware, Jonathan pass incomplete to Collington, M..
      M 4-22 M27   Covington, M. punt 26 yards to the DLHS47, downed.
--------------- 3 plays, minus 12 yards, TOP 02:00 ---------------

  D 1-10 D47   DAVID LIPSCOMB drive start at 08:17 (2nd).
  D 1-10 D47   Santiago, Anton rush for 1 yard to the DLHS48 (Hailey, Germany).
  D 2-9  D48   Robertson, C. rush for 1 yard to the DLHS49 (Crowder, R.).
  D 3-8  D49   Elrod, Burton rush for 1 yard to the 50 yardline (Wallace, C.).
  D 4-7  D50   PENALTY MITCH offside 5 yards to the MITCH45.
  D 4-2  M45   PENALTY DLHS delay of game 5 yards to the 50 yardline.
  D 4-7  D50   Binkley, Chris punt 33 yards to the MITCH17, downed.
--------------- 3 plays, 3 yards, TOP 01:55 ---------------

      M 1-10 M17   MITCHELL drive start at 06:22 (2nd).
      M 1-10 M17   Ware, Jonathan rush for loss of 3 yards to the MITCH14 (Martin,
                   Seth;Taylor, Madison).
      M 2-13 M14   Ware, Jonathan pass intercepted by Stinson, Reed at the MITCH43,
                   Stinson, Reed return 43 yards to the MITCH0, TOUCHDOWN, clock 05:22.
--------------- 2 plays, minus 3 yards, TOP 01:00 ---------------

               Smith, Keith kick attempt good.

                                  ============================
                                  DAVID LIPSCOMB 21, MITCHELL 0
                                  ============================


               Robertson, C. kickoff 33 yards to the MITCH27, Franklin, Sam return 15 yards
               to the MITCH42 (Taylor, Madison;Jenkins, P.).
      M 1-10 M42   MITCHELL drive start at 05:22 (2nd).
      M 1-10 M42   Covington, M. rush for 3 yards to the MITCH45 (Santiago, Anton).
      M 2-7  M45   Franklin, Sam rush for no gain to the MITCH45 (Santiago, Anton).
      M 3-7  M45   Ware, Jonathan sacked for loss of 7 yards to the MITCH38 (Abbasnezhad,
                   D.;Walker, David).
      M 4-14 M38   Covington, M. punt 24 yards to the DLHS38, Wood, Elliott return 0 yards
                   to the DLHS38, fumble forced by Branch, Brandon, fumble by Wood, Elliott
                   recovered by DLHS Taylor, Madison at DLHS37.
--------------- 3 plays, minus 4 yards, TOP 02:08 ---------------

  D 1-10 D37   DAVID LIPSCOMB drive start at 03:14 (2nd), DLHS ball on DLHS37.
  D 1-10 D37   Elrod, Burton rush for 1 yard to the DLHS38 (Jones, Johnny).
```

D 2-9 D38 Elrod, Burton rush for loss of 1 yard to the DLHS37 (Wallace, C.), *PENALTY DLHS holding declined*.
D 3-10 D37 Elrod, Burton sacked for loss of 4 yards to the DLHS33 (Clear, Marcus).
D 4-14 D33 *PENALTY DLHS delay of game 5 yards to the DLHS28*.
D 4-19 D28 Binkley, Chris punt 36 yards to the MITCH36, downed.
---------- 3 plays, minus 10 yards, TOP 02:12 ----------

M 1-10 M36 MITCHELL drive start at 01:02 (2nd).
M 1-10 M36 *PENALTY MITCH IS 6 yards to the MITCH30*.
M 1-16 M30 Ware, Jonathan pass complete to Collington, M. for 11 yards to the MITCH41 (Taylor, Madison).
M 2-5 M41 Ware, Jonathan rush for 5 yards to the MITCH46, **1ST DOWN MITCH** (Santiago, Anton).
M 1-10 M46 Timeout Mitchell, clock 00:28.
M 1-10 M46 Ware, Jonathan pass incomplete to Williams, L..
M 2-10 M46 Ware, Jonathan sacked for loss of 7 yards to the MITCH39 (Valentine, Adam).
M 3-17 M39 End of 1st half, clock 00:00.

=====END OF 2nd QUARTER======
DAVID LIPSCOMB 21, MITCHELL 0
==========

Play-by-Play Summary (3rd quarter)

```
      M 3-17 M39   Start of 3rd quarter, clock 12:00.
      M 3-17 M39   PENALTY MITCH offside 4 yards to the MITCH35.
--------------- 4 plays, 3 yards, TOP 01:02 ---------------

                   Bolton, Demond kickoff 36 yards to the DLHS29, Jenkins, P. return 2
                   yards to the DLHS31 (Bassett, Shawn).
  D 1-10 D31   DAVID LIPSCOMB drive start at 12:00 (3rd).
  D 1-10 D31   Santiago, Anton rush for 3 yards to the DLHS34 (Hampton, L.).
  D 2-7  D34   Robertson, C. rush for 10 yards to the DLHS44, 1ST DOWN DLHS (Jones,
               Johnny).
  D 1-10 D44   Santiago, Anton rush for 2 yards to the DLHS46 (Hampton, L.).
  D 2-8  D46   Santiago, Anton rush for 6 yards to the MITCH48 (Crowder, R.).
  D 3-2  M48   Santiago, Anton rush for 2 yards to the MITCH46 (Hampton, L.), PENALTY
               DLHS holding 10 yards to the DLHS44.
  D 3-10 D44   3rd and 10.
  D 3-10 D44   Elrod, Burton pass incomplete to Rogers, Austin.
  D 4-10 D44   Binkley, Chris punt 35 yards to the MITCH21, Branch, Brandon return -1 yards
               to the MITCH20 (Nowers, Michael).
--------------- 6 plays, 13 yards, TOP 02:28 ---------------

      M 1-10 M20   MITCHELL drive start at 09:32 (3rd).
      M 1-10 M20   Covington, M. rush for loss of 1 yard to the MITCH19 (Walker,
                   David;Martin, Seth).
      M 2-11 M19   Covington, M. rush to the MITCH20, fumble forced by Martin, Seth, fumble
                   by Covington, M. recovered by MITCH Covington, M. at MITCH22.
      M 3-8  M22   Ware, Jonathan pass complete to Ware, Lorenzo for 20 yards to the
                   MITCH42, 1ST DOWN MITCH (Martin, Seth).
      M 1-10 M42   Collington, M. rush for loss of 3 yards to the MITCH39 (French, Gavin).
      M 2-13 M39   Ware, Jonathan sacked for loss of 8 yards to the MITCH31 (Abbasnezhad,
                   D.;Walker, David).
      M 3-21 M31   Ware, Jonathan pass complete to Medlock, O. for 7 yards to the MITCH38
                   (Binkley, Chris).
      M 4-14 M38   Covington, M. punt 38 yards to the DLHS24, downed.
--------------- 6 plays, 18 yards, TOP 04:04 ---------------

  D 1-10 D24   DAVID LIPSCOMB drive start at 05:28 (3rd).
  D 1-10 D24   Elrod, Burton rush for 8 yards to the DLHS32 (Hampton, L.).
  D 2-2  D32   Santiago, Anton rush for 18 yards to the 50 yardline, 1ST DOWN DLHS
               (Wallace, C.).
  D 1-10 D50   Santiago, Anton rush for 5 yards to the MITCH45 (Hampton, L.;Crowder, R.),
               PENALTY DLHS holding 10 yards to the DLHS45.
  D 1-15 D45   1st and 15.
  D 1-15 D45   Santiago, Anton rush for 19 yards to the MITCH36, 1ST DOWN DLHS
               (Branch, Brandon;Gordon, N.).
  D 1-10 M36   Robertson, C. rush for 2 yards to the MITCH34 (Wallace, C.).
  D 2-8  M34   Elrod, Burton rush for loss of 3 yards to the MITCH37 (Hampton, L.).
  D 3-11 M37   Santiago, Anton rush for 1 yard to the MITCH36 (Hailey, Germany;Faulkner,
               A.).
  D 4-10 M36   Elrod, Burton rush for 5 yards to the MITCH31 (Clear, Marcus).
--------------- 8 plays, 45 yards, TOP 04:04 ---------------

      M 1-10 M31   MITCHELL drive start at 01:24 (3rd).
      M 1-10 M31   Ware, Jonathan rush for 2 yards to the MITCH33 (Santiago, Anton).
      M 2-8  M33   Franklin, Sam rush for 3 yards to the MITCH36 (Santiago, Anton).
      M 3-5  M36   Ware, Jonathan pass complete to Williams, L. for 13 yards to the
                   MITCH49, 1ST DOWN MITCH (Martin, Seth).

                                   =====END OF 3rd QUARTER======
                                   DAVID LIPSCOMB 21, MITCHELL 0
                                   ============================
```

Play-by-Play Summary (4th quarter)

```
      M 1-10 M49   Start of 4th quarter, clock 12:00.
      M 1-10 M49   Ware, Jonathan pass incomplete to Ware, Jonathan (Taylor, Madison).
      M 2-10 M49   Ware, Jonathan pass complete to Collington, M. for 6 yards to the DLHS45
                   (Binkley, Chris).
      M 3-4  D45   Franklin, Sam rush for loss of 5 yards to the 50 yardline (Abbasnezhad,
                   D.).
      M 4-9  M50   Covington, M. punt 49 yards to the DLHS1, downed.
--------------- 6 plays, 19 yards, TOP 03:20 ---------------

  D 1-10 D01   DAVID LIPSCOMB drive start at 10:04 (4th).
  D 1-10 D01   PENALTY DLHS false start 0 yards to the DLHS1.
  D 1-10 D01   Santiago, Anton rush for no gain to the DLHS1 (Hampton, L.).
  D 2-10 D01   Santiago, Anton rush for 1 yard to the DLHS2 (Hailey, Germany;Wallace, C.).
  D 3-9  D02   Timeout David Lipscomb, clock 08:42.
  D 3-9  D02   PENALTY DLHS false start 1 yards to the DLHS1.
  D 3-10 D01   Elrod, Burton pass incomplete to Stinson, Reed (Gordon, N.).
  D 4-10 D01   Binkley, Chris punt 32 yards to the DLHS33, downed, PENALTY MITCH
               roughing the kicker 5 yards to the DLHS6, NO PLAY.
  D 4-5  D06   Binkley, Chris punt 28 yards to the DLHS34, Gordon, N. return 0 yards to the
               DLHS34.
--------------- 3 plays, 5 yards, TOP 01:49 ---------------

      M 1-10 D34   MITCHELL drive start at 08:15 (4th).
      M 1-10 D34   PENALTY MITCH false start 5 yards to the DLHS39.
      M 1-15 D39   Ware, Jonathan pass incomplete to Collington, M..
      M 2-15 D39   Ware, Jonathan pass incomplete to Williams, L..
      M 3-15 D39   Ware, Jonathan pass incomplete to Covington, M..
      M 4-15 D39   Ware, Jonathan pass incomplete to Williams, L..
--------------- 4 plays, minus 5 yards, TOP 00:25 ---------------

  D 1-10 D39   DAVID LIPSCOMB drive start at 07:50 (4th).
  D 1-10 D39   Robertson, C. rush for loss of 5 yards to the DLHS34 (Wallace, C.),
               PENALTY DLHS holding declined.
  D 2-15 D34   Santiago, Anton rush for 2 yards to the DLHS36 (Crowder, R.).
  D 3-13 D36   Robertson, C. rush for 8 yards to the DLHS44 (Jones, Johnny).
  D 4-5  D44   PENALTY DLHS delay of game 5 yards to the DLHS39.
  D 4-10 D39   Binkley, Chris punt 33 yards to the MITCH28, Gordon, N. return 0 yards to
               the MITCH28 (Taylor, Madison).
--------------- 3 plays, 0 yards, TOP 02:06 ---------------

      M 1-10 M28   MITCHELL drive start at 05:44 (4th).
      M 1-10 M28   Ware, Jonathan pass complete to Covington, M. for loss of 2 yards to the
                   MITCH26 (Valentine, Adam;Whitfield, R.).
      M 2-12 M26   Ware, Jonathan pass complete to Covington, M. for 24 yards to the 50
                   yardline, 1ST DOWN MITCH (Taylor, Madison;Lehning, Clay).
      M 1-10 M50   Ware, Jonathan pass complete to Covington, M. for loss of 3 yards to the
                   MITCH47 (Martin, Seth).
      M 2-13 M47   Ware, Jonathan pass complete to Collington, M. to the DLHS28, fumble
                   forced by Stinson, Reed, fumble by Collington, M. recovered by MITCH
Ware,
                   Lorenzo at DLHS28, PENALTY MITCH illegal block 17 yards to the
                   MITCH30, NO PLAY.
      M 2-30 M30   Ware, Jonathan pass complete to Collington, M. for 19 yards to the
                   MITCH49 (Stinson, Reed;Lehning, Clay).
      M 3-11 M49   Ware, Jonathan pass intercepted by Santiago, Anton at the MITCH39,
                   Santiago, Anton return 30 yards to the MITCH9 (Collington, M.).
--------------- 5 plays, 21 yards, TOP 03:02 ---------------

  D 1-G  M09   DAVID LIPSCOMB drive start at 02:42 (4th).
  D 1-G  M09   Timeout Mitchell, clock 02:42.
  D 1-G  M09   Santiago, Anton rush for 9 yards to the MITCH0, TOUCHDOWN, clock 02:37.
```

Smith, Keith kick attempt good.

==========
DAVID LIPSCOMB 28, MITCHELL 0
==========

Robertson, C. kickoff 43 yards to the DLHS40, out-of-bounds, *PENALTY DLHS IP 5 yards to the DLHS35*, NO PLAY.

---------- 1 plays, 9 yards, TOP 00:05 ----------

Robertson, C. kickoff 41 yards to the MITCH24, Collington, M. return 9 yards to the MITCH33 (Lehning, Clay).

M 1-10 M33 MITCHELL drive start at 02:37 (4th).
M 1-10 M33 Ware, Jonathan pass complete to Meeks, A. for 8 yards to the MITCH41 (Binkley, Chris).
M 2-2 M41 Ware, Jonathan pass complete to Medlock, O. for 7 yards to the MITCH48, **1ST DOWN MITCH** (French, Gavin).
M 1-10 M48 Timeout Mitchell, clock 01:59.
M 1-10 M48 Ware, Jonathan pass incomplete to Meeks, A. (Santiago, Anton).
M 2-10 M48 Ware, Jonathan pass incomplete to Meeks, A..
M 3-10 M48 Ware, Jonathan pass incomplete to Meeks, A..
M 4-10 M48 Ware, Jonathan pass incomplete to Meeks, A. (Martin, Seth).

---------- 6 plays, 15 yards, TOP 01:02 ----------

D 1-10 M48 DAVID LIPSCOMB drive start at 01:35 (4th).
D 1-10 M48 TEAM rush for loss of 1 yard to the MITCH49.
D 2-11 M49 TEAM rush for loss of 2 yards to the DLHS49.
D 3-13 D49 TEAM rush for loss of 2 yards to the DLHS47.

---------- 3 plays, minus 5 yards, TOP 00:00 ----------

==========
DAVID LIPSCOMB 28, MITCHELL 0
==========

Play Breakdown Summary

Play Breakdown Summary (Final)
David Lipscomb vs Mitchell (Dec 06, 2002 at Murfreesboro, TN)

David Lipscomb

Down	RUN	PASS	Total
OVERALL.....	44	5	49
1ST DOWN.....	20	0	20
2ND DOWN-SHORT...	3	0	3
2ND DOWN-MIDDLE..	0	0	0
2ND DOWN-LONG....	12	1	13
3RD DOWN-SHORT...	2	0	2
3RD DOWN-MIDDLE..	1	0	1
3RD DOWN-LONG....	4	4	8
4TH DOWN.....	2	0	2

Mitchell

Down	RUN	PASS	Total
OVERALL.....	15	30	45
1ST DOWN.....	7	9	16
2ND DOWN-SHORT...	0	1	1
2ND DOWN-MIDDLE..	2	0	2
2ND DOWN-LONG....	4	9	13
3RD DOWN-SHORT...	0	0	0
3RD DOWN-MIDDLE..	1	0	1
3RD DOWN-LONG....	1	9	10
4TH DOWN.....	0	2	2

David Lipscomb

Formation	RUN	PASS	Total
.....	44	5	49

Mitchell

Formation	RUN	PASS	Total
.....	15	30	45

Play Breakdown

Play Breakdown (Final)
David Lipscomb vs Mitchell (Dec 06, 2002 at Murfreesboro, TN)

David Lipscomb (Sorted by Play type)

1ST DOWN RUN (20 RUN, 0 PASS)

1-6 M06 #11 -1 [ ]
1-10 D24 #11 8 [ ]
1-10 D39 #11 15 [ ]
1-10 D37 #11 1 [ ]
1-10 M28 #23 2 [ ]
1-10 D39 #23 -5 [ ]
1-10 M36 #23 2 [ ]
1-10 M16 #23 7 [ ]
1-10 D28 #23 7 [ ]
1-10 D31 #43 3 [ ]
1-10 D44 #43 2 [ ]
1-10 M19 #43 0 [ ]
1-15 D45 #43 19 [ ]
1-10 D50 #43 5 [ ]
1-10 D47 #43 1 [ ]
1-9 M09 #43 9 [ ]
1-20 D44 #43 5 [ ]
1-10 M30 #43 3 [ ]
1-10 D01 #43 0 [ ]
1-10 M48 #TM -1 [ ]

1ST DOWN PASS

2ND-SHORT RUN (3 RUN, 0 PASS)

2-3 M09 #23 1 [ ]
2-3 D35 #23 4 [ ]
2-2 D32 #43 18 [ ]

2ND-SHORT PASS

2ND-MIDDLE RUN (0 RUN, 0 PASS)

2ND-MIDDLE PASS

2ND-LONG RUN (12 RUN, 1 PASS)

2-7 M27 #11 3 [ ]
2-8 M34 #11 -3 [ ]
2-9 D38 #11 -1 [ ]
2-10 M19 #23 19 [ ]

2ND-LONG PASS

2-15 D49 # - [ ]

```
2-7  D34 #23  10 [    ]
2-9  D48 #23   1 [    ]
2-7  M07 #23   7 [    ]
2-8  D46 #43   6 [    ]
2-15 D34 #43   2 [    ]
2-8  M26 #43   5 [    ]
2-10 D01 #43   1 [    ]
2-11 M49 #TM  -2 [    ]

3RD-SHORT RUN  (2 RUN, 0 PASS)                                  3RD-SHORT PASS
3-2  M08 #23   2 [    ]
3-2  M48 #43   2 [    ]

3RD-MIDDLE RUN  (1 RUN, 0 PASS)                                 3RD-MIDDLE PASS
3-3  M21 #43   2 [    ]

3RD-LONG RUN  (4 RUN, 4 PASS)                                   3RD-LONG PASS
3-8  D49 #11   1 [    ]                                         3-25 D39 #10    33 [    ]
3-13 D36 #23   8 [    ]                                         3-10 D01 #10     - [    ]
3-11 M37 #43   1 [    ]                                         3-10 D44 #21     - [    ]
3-13 D49 #TM  -2 [    ]                                         3-10 D37 #    SACK [    ]

4TH DOWN RUN  (2 RUN, 0 PASS)                                   4TH DOWN PASS
4-10 M36 #11   5 [    ]
4-1  M19 #23   3 [    ]
```

Play Breakdown

```
                    Play Breakdown (Final)
          David Lipscomb vs Mitchell (Dec 06, 2002 at Murfreesboro, TN)

                    Mitchell (Sorted by Play type)

1ST DOWN RUN  (7 RUN, 9 PASS)                                   1ST DOWN PASS
1-10 M42 #22   3 [    ]                                         1-10 M48 #19     - [    ]
1-10 M39 #22  -2 [    ]                                         1-10 M33 #19     8 [    ]
1-10 M20 #22  -1 [    ]                                         1-10 M50 #22    -3 [    ]
1-10 M24 #22   1 [    ]                                         1-10 M28 #22    -2 [    ]
1-10 M31 #5    2 [    ]                                         1-10 M46 #29     - [    ]
1-10 M17 #5   -3 [    ]                                         1-10 M49 #5      - [    ]
1-10 M42 #8   -3 [    ]                                         1-15 D39 #8      - [    ]
                                                                1-16 M30 #8     11 [    ]
                                                                1-10 M33 #81     5 [    ]

2ND-SHORT RUN  (0 RUN, 1 PASS)                                  2ND-SHORT PASS
                                                                2-2  M41 #28     7 [    ]

2ND-MIDDLE RUN  (2 RUN, 0 PASS)                                 2ND-MIDDLE PASS
2-5  M38 #22   2 [    ]
2-5  M41 #5    5 [    ]

2ND-LONG RUN  (4 RUN, 9 PASS)                                   2ND-LONG PASS
2-12 M37 #22  -5 [    ]                                         2-13 M14 #     INT [    ]
2-11 M19 #22   1 [    ]                                         2-10 M48 #19     - [    ]
2-7  M45 #42   0 [    ]                                         2-12 M26 #22    24 [    ]
2-8  M33 #42   3 [    ]                                         2-15 D39 #29     - [    ]
                                                                2-9  M25 #29     - [    ]
                                                                2-10 M49 #8      6 [    ]
                                                                2-30 M30 #8     19 [    ]
                                                                2-13 M39 #    SACK [    ]
                                                                2-10 M46 #    SACK [    ]

3RD-SHORT RUN  (0 RUN, 0 PASS)                                  3RD-SHORT PASS
```

3RD-MIDDLE RUN (1 RUN, 0 PASS)

3-4 D45 #42 -5 [ ]

3RD-LONG RUN (1 RUN, 9 PASS)

3-8 M35 #22 2 [ ]

4TH DOWN RUN (0 RUN, 2 PASS)

3RD-MIDDLE PASS

3RD-LONG PASS

3-10 M48 #19 - [ ]
3-15 D39 #22 - [ ]
3-21 M31 #28 7 [ ]
3-9 M25 #29 - [ ]
3-5 M36 #29 13 [ ]
3-11 M49 # INT [ ]
3-22 M27 #8 - [ ]
3-8 M22 #81 20 [ ]
3-7 M45 # SACK [ ]

4TH DOWN PASS

4-10 M48 #19 - [ ]
4-15 D39 #29 - [ ]

2001 Class 2A Football Playoffs

November 2 - November 30, 2001

First Round

R1 #1	South Greene (9-1)	20
	Game 101 Fri. Nov. 2 7 PM	
R2 #4	Oliver Springs (7-3)	23
R2 #2	Sweetwater (8-2)	47
	Game 102 Fri. Nov. 2 7 PM	
R1 #3	Happy Valley (5-5)	19
R1 #2	Hampton (6-4)	0
	Game 103 Fri. Nov. 2 7 PM	
R2 #3	Wartburg Central (7-3)	12
R1 #4	Chuckey-Doak (4-6)	6
	Game 104 Fri. Nov. 2 7 PM	
R2 #1	Alcoa (9-1)	41
R3 #1	Tyner (8-2)	61
	Game 105 Fri. Nov. 2 7 PM	
R4 #4	East Robertson (4-6)	7
R4 #2	David Lipscomb (9-1)	28
	Game 106 Fri. Nov. 2 7 PM	
R3 #3	Meigs Co. (8-2)	7
R3 #2	Polk Co. (8-2)	14
	Game 107 Fri. Nov. 2 7 PM	
R4 #3	Westmoreland (5-5)	6
R3 #4	Tellico Plains (5-5)	12
	Game 108 Fri. Nov. 2 7 PM	
R4 #1	Goodpasture (7-2)	48
R5 #1	Lewis Co. (10-0)	40
	Game 109 Fri. Nov. 2 7 PM	
R6 #4	Camden (6-4)	0
R6 #2	Huntingdon (6-4)	7
	Game 110 Fri. Nov. 2 7 PM	
R5 #3	Harpeth (6-4)	10
R5 #2	Loretto (4-6)	19
	Game 111 Fri. Nov. 2 7 PM	
R6 #3	Riverside (5-5)	13
R5 #4	Fairview (5-5)	8
	Game 112 Fri. Nov. 2 7 PM	
R6 #1	McKenzie (10-0)	24
R7 #1	Westview (9-1)	42
	Game 113 Fri. Nov. 2 7 PM	
R8 #4	Booker T. Washington (3-6)	0
R8 #2	Oakhaven (6-4)	12
	Game 114 Fri. Nov. 2 7 PM	
R7 #3	Milan (7-3)	18
R7 #2	Humboldt (8-2)	45
	Game 115 Fri. Nov. 2 7 PM	
R8 #3	Memphis Westside (6-4)	0
R7 #4	Union City (7-2)	28
	Game 116 Fri. Nov. 2 7 PM	
R8 #1	Memphis Carver (8-2)	6

Second Round

Oliver Springs	7	
Game 201 Fri. Nov. 9 7 PM		
Sweetwater	13	
Wartburg Central	14	
Game 202 Fri. Nov. 9 7 PM		
Alcoa	49	
Tyner	34	
Game 203 Fri. Nov. 9 7 PM		
David Lipscomb	28	
Polk Co.	7	
Game 204 Fri. Nov. 9 7 PM		
Goodpasture	35	
Lewis Co.	35	
Game 205 Fri. Nov. 9 7 PM		
Harpeth	28	
Loretto	14	
Game 206 Fri. Nov. 9 7 PM		
McKenzie	47	
Westview	40	
Game 207 Fri. Nov. 9 7 PM		
Milan	21	
Humboldt	7	
Game 208 Fri. Nov. 9 7 PM		
Union City	13	

Quarterfinals

Sweetwater	28	
Game 301 Fri. Nov. 16 7 PM		
Alcoa	35	
Tyner	14	
Game 302 Fri. Nov. 16 7 PM		
Goodpasture	38	
Lewis Co.	14	
Game 303 Fri. Nov. 16 7 PM		
McKenzie	42	
Westview	41	
Game 304 Fri. Nov. 16 7 PM		
Union City	7	

Semifinals

Alcoa	13	
Game 401 Fri. Nov. 23 7 PM		
Goodpasture	17	
McKenzie	0	
Game 402 Fri. Nov. 23 7 PM		
Westview	35	

Championship

Goodpasture	14	
Game 501 Fri. Nov. 30 7 PM BlueCross Bowl @ MTSU		
Westview	0	

Goodpasture

STATE CHAMPION

Notes:

2000 Class 2A Football Playoffs

November 3 - December 1, 2000

First Round

R1 #1	Cloudland (10-0)	24	**Game 101** Fri. Nov. 3 7 PM
R2 #4	Oliver Springs (6-4)	20	
R2 #2	Austin-East (8-2)	14	**Game 102** Fri. Nov. 3 7 PM
R1 #3	Johnson Co. (8-2)	0	
R1 #2	South Greene (8-2)	22	**Game 103** Fri. Nov. 3 7 PM
R2 #3	Loudon (8-2)	24	
R1 #4	Chuckey-Doak (5-5)	0	**Game 104** Fri. Nov. 3 7 PM
R2 #1	Alcoa (10-0)	70	
R3 #1	Meigs Co. (9-1)	30	**Game 105** Fri. Nov. 3 7 PM
R4 #4	Smith Co. (7-3)	27	
R4 #2	David Lipscomb (7-3)	56	**Game 106** Fri. Nov. 3 7 PM
R3 #3	Marion Co. (7-3)	21	
R3 #2	Tyner (5-5)	21	**Game 107** Fri. Nov. 3 7 PM
R4 #3	Westmoreland (8-2)	28	
R3 #4	Sequatchie Co. (6-4)	7	**Game 108** Fri. Nov. 3 7 PM
R4 #1	Goodpasture (7-3)	35	
R5 #1	Harpeth (8-2)	47	**Game 109** Fri. Nov. 3 7 PM
R6 #4	Camden (6-4)	0	
R6 #2	McKenzie (9-1)	34	**Game 110** Fri. Nov. 3 7 PM
R5 #3	Richland (5-5)	12	
R5 #2	Lewis Co. (7-3)	44	**Game 111** Fri. Nov. 3 7 PM
R6 #3	Riverside (7-3)	29	
R5 #4	Houston Co. (7-3)	8	**Game 112** Fri. Nov. 3 7 PM
R6 #1	Huntingdon (7-3)	33	
R7 #1	Union City (10-0)	48	**Game 113** Fri. Nov. 3 7 PM
R8 #4	Booker T. Washington (5-5)	6	
R8 #2	Treadwell (5-5)	14	**Game 114** Fri. Nov. 3 7 PM
R7 #3	Peabody (4-6)	9	
R7 #2	Humboldt (6-4)	41	**Game 115** Fri. Nov. 3 7 PM
R8 #3	Memphis Carver (6-4)	6	
R7 #4	Gibson Co. (2-8)	8	**Game 116** Fri. Nov. 3 7 PM
R8 #1	Oakhaven (7-3)	44	

Second Round

Cloudland	8	**Game 201** Fri. Nov. 10 7 PM
Austin-East	26	
Loudon	2	**Game 202** Fri. Nov. 10 7 PM
Alcoa	26	
Meigs Co.	24	**Game 203** Fri. Nov. 10 7 PM
David Lipscomb	36	
Westmoreland	8	**Game 204** Fri. Nov. 10 7 PM
Goodpasture	28	
Harpeth	20	**Game 205** Fri. Nov. 10 7 PM
McKenzie	22	
Lewis Co.	3	**Game 206** Fri. Nov. 10 7 PM
Huntingdon	17	
Union City	41	**Game 207** Fri. Nov. 10 7 PM
Treadwell	20	
Humboldt	7	**Game 208** Fri. Nov. 10 7 PM
Oakhaven	13	

Quarterfinals

Austin-East	6	**Game 301** Fri. Nov. 17 7 PM
Alcoa	31	
David Lipscomb	6	**Game 302** Fri. Nov. 17 7 PM
Goodpasture	7	
McKenzie	6	**Game 303** Fri. Nov. 17 7 PM
Huntingdon	43	
Union City	34	**Game 304** Fri. Nov. 17 7 PM
Oakhaven	6	

Semifinals

Alcoa	21	**Game 401** Sat. Nov. 25 7 PM
Goodpasture	13	
Huntingdon	0	**Game 402** Sat. Nov. 25 7 PM
Union City	34	

Championship

Alcoa	27	**Game 501** Fri. Dec. 1 7 PM BlueCross Bowl @ MTSU
Union City	20	

Alcoa

STATE CHAMPION

Notes:

1999 Class 2A Football Playoffs

November 5 - December 3, 1999

First Round

R1 #1	Cloudland (10-0)	12
	Game 101 Fri. Nov. 5 7 PM	
R2 #4	Harriman (6-4)	28
R2 #2	Austin-East (7-3)	41
	Game 102 Fri. Nov. 5 7 PM	
R1 #3	South Greene (7-3)	0
R1 #2	Happy Valley (7-3)	14
	Game 103 Fri. Nov. 5 7 PM	
R2 #3	Alcoa (5-5)	34
R1 #4	Johnson Co. (5-5)	12
	Game 104 Fri. Nov. 5 7 PM	
R2 #1	Loudon (7-3)	32
R3 #1	Tyner (9-1)	38
	Game 105 Fri. Nov. 5 7 PM	
R4 #4	Westmoreland (6-4)	12
R4 #2	David Lipscomb (8-2)	35
	Game 106 Fri. Nov. 5 7 PM	
R3 #3	Meigs Co. (7-3)	14
R3 #2	Marion Co. (7-3)	14
	Game 107 Fri. Nov. 5 7 PM	
R4 #3	Goodpasture (7-3)	55
R3 #4	Bledsoe Co. (4-6)	12
	Game 108 Fri. Nov. 5 7 PM	
R4 #1	Smith Co. (8-2)	35
R5 #1	Harpeth (9-1)	47
	Game 109 Fri. Nov. 5 7 PM	
R6 #4	Camden (5-5)	0
R6 #2	Riverside (9-1)	14
	Game 110 Fri. Nov. 5 7 PM	
R5 #3	Houston Co. (8-2)	26
R5 #2	Lewis Co. (7-3)	8
	Game 111 Fri. Nov. 5 7 PM	
R6 #3	McKenzie (8-2)	6
R5 #4	Loretto (5-5)	20
	Game 112 Fri. Nov. 5 7 PM	
R6 #1	Huntingdon (6-4)	49
R7 #1	Union City (9-1)	62
	Game 113 Fri. Nov. 5 7 PM	
R8 #4	Booker T. Washington (5-5)	8
R8 #2	Oakhaven (8-2)	38
	Game 114 Fri. Nov. 5 7 PM	
R7 #3	Peabody (3-7)	22
R7 #2	Humboldt (5-5)	33
	Game 115 Fri. Nov. 5 7 PM	
R8 #3	Treadwell (4-6)	6
R7 #4	Gibson Co. (3-7)	7
	Game 116 Fri. Nov. 5 7 PM	
R8 #1	Memphis Carver (7-3)	43

Second Round

Harriman	25	**Game 201** Fri. Nov. 12 7 PM
Austin-East	21	
Alcoa	10	**Game 202** Fri. Nov. 12 7 PM
Loudon	21	
Tyner	35	**Game 203** Fri. Nov. 12 7 PM
David Lipscomb	14	
Goodpasture	49	**Game 204** Fri. Nov. 12 7 PM
Smith Co.	6	
Harpeth	43	**Game 205** Fri. Nov. 12 7 PM
Houston Co.	6	
Lewis Co.	20	**Game 206** Fri. Nov. 12 7 PM
Huntingdon	47	
Union City	22	**Game 207** Fri. Nov. 12 7 PM
Oakhaven	7	
Humboldt	40	**Game 208** Fri. Nov. 12 7 PM
Memphis Carver	14	

Quarterfinals

Harriman	42	**Game 301** Fri. Nov. 19 7 PM
Loudon	29	
Tyner	18	**Game 302** Fri. Nov. 19 7 PM
Goodpasture	21	
Harpeth	14	**Game 303** Fri. Nov. 19 7 PM
Huntingdon	45	
Union City	45	**Game 304** Fri. Nov. 19 7 PM
Humboldt	6	

Semifinals

Harriman	8	**Game 401** Fri. Nov. 26 7 PM
Goodpasture	35	
Huntingdon	17	**Game 402** Fri. Nov. 26 7 PM
Union City	10	

Championship

Goodpasture	31	**Game 501** Fri. Dec. 3 3:30 PM Clinic Bowl @ Vanderbilt
Huntingdon	6	

Goodpasture

STATE CHAMPION

Notes:

1998 Class 2A Football Playoffs

November 6 - December 4, 1998

First Round

R1 #1	South Greene (8-2)	27
	Game 101 Fri. Nov. 6 7 PM	
R2 #4	Sweetwater (4-6)	6
R2 #2	Harriman (7-3)	28
	Game 102 Fri. Nov. 6 7 PM	
R1 #3	Hampton (4-6)	7
R1 #2	Happy Valley (6-4)	7
	Game 103 Fri. Nov. 6 7 PM	
R2 #3	Rockwood (6-4)	14
R1 #4	Chuckey-Doak (5-5)	13
	Game 104 Fri. Nov. 6 7 PM	
R2 #1	Alcoa (8-2)	42
R3 #1	Tyner (8-2)	48
	Game 105 Fri. Nov. 6 7 PM	
R4 #4	Upperman (6-4)	11
R4 #2	Westmoreland (8-2)	27
	Game 106 Fri. Nov. 6 7 PM	
R3 #3	Meigs Co. (7-2)	26
R3 #2	Bledsoe Co. (7-3)	13
	Game 107 Fri. Nov. 6 7 PM	
R4 #3	Smith Co. (6-4)	7
R3 #4	Marion Co. (6-4)	0
	Game 108 Fri. Nov. 6 7 PM	
R4 #1	David Lipscomb (9-1)	28
R5 #1	Harpeth (9-1)	37
	Game 109 Fri. Nov. 6 7 PM	
R6 #4	McKenzie (6-4)	0
R6 #2	Milan (8-2)	56
	Game 110 Fri. Nov. 6 7 PM	
R5 #3	Richland (5-4)	21
R5 #2	Lewis Co. (9-1)	13
	Game 111 Fri. Nov. 6 7 PM	
R6 #3	Westview (8-2)	23
R5 #4	Loretto (6-4)	6
	Game 112 Fri. Nov. 6 7 PM	
R6 #1	Huntingdon (9-1)	44
R7 #1	Union City (9-4)	47
	Game 113 Fri. Nov. 6 7 PM	
R8 #4	Memphis Carver (4-5)	0
R8 #2	Mitchell (6-4)	26
	Game 114 Fri. Nov. 6 7 PM	
R7 #3	Humboldt (5-5)	35
R7 #2	Peabody (5-5)	35
	Game 115 Fri. Nov. 6 7 PM	
R8 #3	Treadwell (4-5)	6
R7 #4	Gibson Co. (1-9)	14
	Game 116 Fri. Nov. 6 7 PM	
R8 #1	Oakhaven (6-3)	24

Second Round

South Greene	7	
Game 201 Fri. Nov. 13 7 PM		
Harriman	28	
Rockwood	6	
Game 202 Fri. Nov. 13 7 PM		
Alcoa	34	
Tyner	24	
Game 203 Fri. Nov. 13 7 PM		
Westmoreland	12	
Bledsoe Co.	0	
Game 204 Fri. Nov. 13 7 PM		
David Lipscomb	21	
Harpeth	0	
Game 205 Fri. Nov. 13 7 PM		
Milan	26	
Westview	0	
Game 206 Fri. Nov. 13 7 PM		
Huntingdon	21	
Union City	28	
Game 207 Fri. Nov. 13 7 PM		
Humboldt	9	
Peabody	13	
Game 208 Fri. Nov. 13 7 PM		
Oakhaven	14	

Quarterfinals

Harriman	8	
Game 301 Fri. Nov. 20 7 PM		
Alcoa	24	
Tyner	6	
Game 302 Fri. Nov. 20 7 PM		
David Lipscomb	24	
Milan	17	
Game 303 Fri. Nov. 20 7 PM		
Huntingdon	13	
Union City	36	
Game 304 Fri. Nov. 20 7 PM		
Oakhaven	12	

Semifinals

Alcoa	0	
Game 401 Fri. Nov. 27 7 PM		
David Lipscomb	38	
Milan	10	
Game 402 Fri. Nov. 27 7 PM		
Union City	0	

Championship

David Lipscomb	6	
Game 501 Fri. Dec. 4 7 PM Clinic Bowl @ Vanderbilt		
Milan	16	

Milan

STATE CHAMPION

Notes:

Box Score

Box Score (Final)
David Lipscomb vs Milan (Dec 04, 1998 at Nashville, Tenn.)

Score by Quarters	1	2	3	4	Score	
David Lipscomb.....	6	0	0	0	- 6	Record: (13-2)
Milan.....	6	10	0	0	- 16	Record: (13-2)

Scoring Summary:

1st 08:34 MILAN - Kelton Roberson 6 yd run (Doc Roberson kick failed), 10 plays, 73 yards, TOP 3:26, DL 0 - MILAN 6
04:59 DL - Jonathan Shaub 2 yd run (Bryant Evans kick failed), 7 plays, 79 yards, TOP 3:35, DL 6 - MILAN 6
2nd 02:50 MILAN - Kelton Roberson 6 yd run (Doc Roberson kick), 11 plays, 80 yards, TOP 3:58, DL 6 - MILAN 13
00:00 MILAN - Doc Roberson 33 yd field goal, 4 plays, 20 yards, TOP 0:55, DL 6 - MILAN 16

	DL	MILAN
FIRST DOWNS.....	**13**	**17**
RUSHES-YARDS (NET).....	**37-246**	**44-205**
PASSING YDS (NET).....	**24**	**56**
Passes Att-Comp-Int.....	11-1-2	12-4-0
TOTAL OFFENSE PLAYS-YARDS.....	**48-270**	**56-261**
Fumble Returns-Yards.....	0-0	0-0
Punt Returns-Yards.....	1-4	1-8
Kickoff Returns-Yards.....	2-26	2-51
Interception Returns-Yards....	0-0	2-37
Punts (Number-Avg).....	3-35.3	4-30.8
Fumbles-Lost.....	2-0	0-0
Penalties-Yards.....	10-81	4-20
Possession Time.....	23:21	24:39
Sacks By: Number-Yards.....	0-0	3-30

RUSHING: David Lipscomb-Jonathan Shaub 21-196; Justin Chunn 12-76; Luke Smith 4-minus 26. Milan-Kelton Roberson 19-121; Kuenton Hodge 10-42; Lawrence Norman 6-23; Nick Dunlap 7-21; Matt Sims 2-minus 2.

PASSING: David Lipscomb-Luke Smith 1-11-2-24. Milan-Matt Sims 4-12-0-56.

RECEIVING: David Lipscomb-Justin Chunn 1-24. Milan-Victor Kidd 2-28; Doc Roberson 1-15; Kelton Roberson 1-13.

INTERCEPTIONS: David Lipscomb-None. Milan-Victor Kidd 1-37; Nick Dunlap 1-0.

Stadium: Vanderbilt Stadium Attendance: 5300
Kickoff time: 7:00 pm End of Game: 9:15 pm Total elapsed time: 2:15
Officials: Referee: Tom Scott; Umpire: Richard Truitt; Linesman: Bob Brengle; Line judge: J. Stookesbury; Back judge: Jeff Kidwell; Scorer: Brent Ross;
Temperature: 60 Wind: S 10-15 Weather: Night

Offensive MVP: Kelton Roberson, Milam
Defensive MVP: Gabe Underhill, David Lipscomb

David Lipscomb vs Milan (Dec 04, 1998 at Nashville, Tenn.)

SACKS (UA-A): David Lipscomb-None. Milan-Torey Perry 2-0; Kelton Roberson 1-0.

TACKLES (UA-A): David Lipscomb-Seth McInteer 7-5; Gabe Underhill 8-3; Ross Martin 3-1; Brandon Pardue 3-1; David Turner 3-1; Kyle Robinson 2-2; Clay Robinson 2-1; Johnathan Dodd 2-0; Kevin Craft 1-1; Jonathan Shaub 1-1; J. Kuykendall 1-0; Ben Miller 1-0; A. Buffington 1-0; Thomas Ford 1-0; M. Griffith 0-1; Taylor Brownlee 0-1. Milan-Matt McAdoo 5-4; Victor Kidd 6-1; Nick Dunlap 5-2; Robert Treadway 1-3; Kuenton Hodge 2-1; Michael Spinks 2-1; Lawrence Norman 1-2; Kelton Roberson 2-0; Torey Perry 2-0; Doc Roberson 1-1; Jon Hudspeth 1-0; Phillip Taylor 1-0; Justin Flake 1-0; Josh Arnold 0-1.

Player participation:

David Lipscomb: 11-Kevin Craft, 12-Jonathan Shaub, 15-David Turner, 17-M. Griffith, 25-Luke Smith, 32-Taylor Brownlee, 34-Clay Robinson, 35-Bryant Evans, 37-Gabe Underhill, 43-Kyle Robinson, 44-Justin Chunn, 50-Brandon Pardue, 60-Ross Martin, 62-Seth McInteer, 68-Thomas Ford, 71-A. Buffington, 72-Ben Miller, 83-J. Kuykendall, 86-Matt Sellers, 89-Charles Parker, 94-Johnathan Dodd.

Milan: 1-Victor Kidd, 12-Jon Hudspeth, 15-Nick Dunlap, 17-Matt McAdoo, 18-Matt Sims, 20-Torey Perry, 25-Doc Roberson, 26-Kelton Roberson, 27-Phillip Taylor, 30-Justin Flake, 32-Lawrence Norman, 42-Josh Arnold, 46-Kuenton Hodge, 64-Michael Spinks, 77-Robert Treadway.

Play-by-Play Summary (1st Quarter)

```
                Lipscomb wins toss and defers. Milan to kick and defend north goal.
  D 1-10 D40    DL ball on DL40.
  D 1-10 D40    Clock 12:00.

                Bryant Evans kickoff 57 yards to the MILAN3, Kelton Roberson return 24 yards
                to the MILAN27 (J. Kuykendall).
      M 1-10 M27   Matt Sims pass complete to Victor Kidd for 17 yards to the MILAN44,
                   1ST DOWN MILAN, out-of-bounds (Clay Robinson).
      M 1-10 M44   Kelton Roberson rush right for 7 yards to the DL49 (Jonathan Shaub).
      M 2-3  D49   Matt Sims pass incomplete.
      M 3-3  D49   Kuenton Hodge rush up middle for 5 yards to the DL44, 1ST DOWN
                   MILAN (Brandon Pardue).
      M 1-10 D44   Matt Sims pass incomplete to Doc Roberson.
      M 2-10 D44   Kelton Roberson rush for 10 yards to the DL34, 1ST DOWN MILAN
                   (Kyle Robinson).
      M 1-10 D34   Matt Sims pass complete to Doc Roberson for 15 yards to the DL19, 1ST
                   DOWN MILAN, out-of-bounds.
      M 1-10 D19   Kelton Roberson rush up middle for 1 yard to the DL18 (Brandon Pardue).
      M 2-9  D18   Nick Dunlap rush over left end for 12 yards to the DL6, 1ST DOWN
                   MILAN (Seth McInteer;David Turner).
      M 1-G  D06   Kelton Roberson rush right for 6 yards to the DL0, TOUCHDOWN, clock
                   08:34.
                   Doc Roberson kick attempt failed.

                                   ========================
                                   DAVID LIPSCOMB 0, MILAN 6
                                   ========================

--------------- 10 plays, 73 yards, TOP 03:26 ---------------

                   Kelton Roberson kickoff 52 yards to the DL8, M. Griffith return 13 yards
                   to the DL21 (Victor Kidd).
  D 1-10 D21    DAVID LIPSCOMB drive start at 08:34 (1st).
  D 1-10 D21    Jonathan Shaub rush up middle for 9 yards to the DL30 (Michael Spinks).
  D 2-1  D30    Jonathan Shaub rush right for 8 yards to the DL38, 1ST DOWN DL
                (Kelton Roberson).
  D 1-10 D38    Justin Chunn rush over left end for 21 yards to the MILAN41, 1ST DOWN
                DL (Victor Kidd).
  D 1-10 M41    Jonathan Shaub rush up middle for 11 yards to the MILAN30, 1ST DOWN
                DL (Victor Kidd).
  D 1-10 M30    Justin Chunn rush over left end for 21 yards to the MILAN9, 1ST DOWN
                DL (Nick Dunlap).
  D 1-G  M09    Jonathan Shaub rush over right guard for 7 yards to the MILAN2 (Matt
                McAdoo).
  D 2-G  M02    Jonathan Shaub rush over left guard for 2 yards to the MILAN0, TOUCHDOWN,
                clock 04:59.
                Bryant Evans kick attempt failed.

                                   ========================
                                   DAVID LIPSCOMB 6, MILAN 6
                                   ========================

--------------- 7 plays, 79 yards, TOP 03:35 ---------------

                Bryant Evans kickoff 50 yards to the MILAN10, Kelton Roberson return 27
                yards to the MILAN37 (Thomas Ford).
      M 1-10 M37   MILAN drive start at 04:59 (1st).
      M 1-10 M37   Kuenton Hodge rush over left tackle for 5 yards to the MILAN42 (Gabe
                   Underhill).
      M 2-5  M42   Kuenton Hodge rush up middle for 7 yards to the MILAN49, 1ST DOWN
```

MILAN (Taylor Brownlee;Kyle Robinson).
M 1-10 M49 Matt Sims pass incomplete to Victor Kidd.
M 2-10 M49 Kelton Roberson rush up middle for 5 yards to the DL46 (Gabe Underhill).
M 3-5 D46 Kelton Roberson rush left for 3 yards to the DL43 (Seth McInteer).
M 4-2 D43 Matt Sims punt 43 yards to the DL0, touchback.
---------- 5 plays, 20 yards, TOP 02:35 ----------

D 1-10 D20 DAVID LIPSCOMB drive start at 02:24 (1st).
D 1-10 D20 Jonathan Shaub rush over right tackle for 7 yards to the DL27 (Matt McAdoo).
D 2-3 D27 Jonathan Shaub rush up middle for no gain to the DL27 (Robert Treadway;Michael Spinks).
D 3-3 D27 Justin Chunn rush up middle for 1 yard to the DL28 (Matt McAdoo;Robert Treadway).
D 4-2 D28 *PENALTY MILAN offside 5 yards to the DL33,* ***1ST DOWN DL***.
D 1-10 D33 Jonathan Shaub rush up middle for 3 yards to the DL36 (Kuenton Hodge).

===END OF 1st QUARTER====
DAVID LIPSCOMB 6, MILAN 6
==========

Play-by-Play Summary (2nd quarter)

D 2-7 D36 Start of 2nd quarter, clock 12:00.
D 2-7 D36 Justin Chunn rush for loss of 3 yards to the DL33 (Robert Treadway), *PENALTY DL holding 13 yards to the DL23*, NO PLAY.
D 2-20 D23 Jonathan Shaub rush draw play for 23 yards to the DL46, **1ST DOWN DL** (Nick Dunlap).
D 1-10 D46 Jonathan Shaub rush up middle for 35 yards to the MILAN19, **1ST DOWN DL** (Doc Roberson;Nick Dunlap).
D 1-10 M19 *PENALTY DL illegal shift 5 yards to the MILAN24*.
D 1-15 M24 Justin Chunn rush up middle for 8 yards to the MILAN16 (Matt McAdoo).
D 2-7 M16 Justin Chunn rush over left end for 6 yards to the MILAN10 (Matt McAdoo).
D 3-1 M10 Jonathan Shaub rush over left tackle for 1 yard to the MILAN9, **1ST DOWN DL** (Matt McAdoo;Kuenton Hodge).
D 1-G M09 Justin Chunn rush for no gain to the MILAN9 (Justin Flake).
D 2-G M09 Justin Chunn rush up middle for 5 yards to the MILAN4 (Robert Treadway;Matt McAdoo).
D 3-G M04 Timeout David Lipscomb, clock 06:58.
D 3-G M04 *PENALTY DL false start 5 yards to the MILAN9*.
D 3-G M09 Luke Smith pass incomplete to M. Griffith.
D 4-G M09 Bryant Evans field goal attempt from 26 MISSED, spot at MILAN20, clock 06:48.
---------- 13 plays, 71 yards, TOP 07:36 ----------

M 1-10 M20 Matt Sims pass complete to Victor Kidd for 11 yards to the MILAN31, **1ST DOWN MILAN**, out-of-bounds.
M 1-10 M31 Matt Sims pass incomplete to Josh Arnold.
M 2-10 M31 Kuenton Hodge rush up middle for 7 yards to the MILAN38 (Johnathan Dodd).
M 3-3 M38 Timeout David Lipscomb, clock 06:13.
M 3-3 M38 Kelton Roberson rush over right tackle for 4 yards to the MILAN42, **1ST DOWN MILAN** (Gabe Underhill).
M 1-10 M42 Kuenton Hodge rush up middle for 8 yards to the MILAN50 (Seth McInteer;Gabe Underhill).
M 2-2 M50 Nick Dunlap rush right for no gain to the MILAN50 (Gabe Underhill;Kevin Craft).
M 3-2 M50 Timeout Milan, clock 04:29.
M 3-2 M50 Kuenton Hodge rush up middle for 3 yards to the DL47, **1ST DOWN MILAN** (Seth McInteer).
M 1-10 D47 Matt Sims pass complete to Kelton Roberson for 13 yards to the DL34, **1ST DOWN MILAN** (Gabe Underhill).
M 1-10 D34 Kelton Roberson rush over right guard for 26 yards to the DL8, **1ST DOWN MILAN**, out-of-bounds (David Turner).
M 1-G D08 Kelton Roberson rush left for 2 yards to the DL6 (Seth McInteer).
M 2-G D06 Kelton Roberson rush over right guard for 6 yards to the DL0, TOUCHDOWN, clock 02:50.
Doc Roberson kick attempt good.

==========
DAVID LIPSCOMB 6, MILAN 13
==========

---------- 11 plays, 80 yards, TOP 03:58 ----------

Kelton Roberson kickoff 55 yards to the DL5, David Turner return 13 yards to the DL18 (Jon Hudspeth).
D 1-10 D18 DAVID LIPSCOMB drive start at 02:50 (2nd).
D 1-10 D18 Justin Chunn rush for no gain to the DL18 (Robert Treadway).
D 2-10 D18 Justin Chunn rush over right end for 2 yards to the DL20 (Lawrence Norman).
D 3-8 D20 *PENALTY DL delay of game 5 yards to the DL15*.
D 3-13 D15 Luke Smith sacked for loss of 9 yards to the DL6 (Kelton Roberson).
D 4-22 D06 Timeout Milan, clock 01:06.
D 4-22 D06 *PENALTY DL false start 3 yards to the DL3*.
D 4-25 D03 Charles Parker punt 34 yards to the DL37, downed.
---------- 3 plays, minus 15 yards, TOP 01:55 ----------

M 1-10 D37 MILAN drive start at 00:55 (2nd).
M 1-10 D37 MILAN ball on DL36.
M 1-10 D36 Kuenton Hodge rush up middle for 10 yards to the DL26, **1ST DOWN MILAN** (Kyle Robinson).
M 1-10 D26 Matt Sims pass incomplete to Victor Kidd.
M 2-10 D26 Kelton Roberson rush up middle for loss of 5 yards to the DL31 (Gabe Underhill).
M 3-15 D31 Matt Sims pass incomplete to Victor Kidd, *PENALTY DL pass interference 15 yards to the DL16,* ***1ST DOWN MILAN***, NO PLAY.
M 1-10 D16 Timeout Milan, clock 00:01.
M 1-10 D16 Timeout David Lipscomb, clock 00:01.
M 1-10 D16 Doc Roberson field goal attempt from 33 GOOD, clock 00:00.

==========
DAVID LIPSCOMB 6, MILAN 16
==========

M 1-G M40 End of 1st half, clock 00:00.
Lipscomb to receive. Milan to kick and defend south goal.

====END OF 2nd QUARTER====
DAVID LIPSCOMB 6, MILAN 16
==========

Play-by-Play Summary (3rd quarter)

M 1-G M40 Start of 3rd quarter, clock 12:00, MILAN ball on MILAN40.

---------- 4 plays, 20 yards, TOP 00:55 ----------

Kelton Roberson kickoff 60 yards to the DL0, touchback.

D 1-10 D20 DAVID LIPSCOMB drive start at 12:00 (3rd).

D 1-10 D20 Jonathan Shaub rush over left end for 9 yards to the DL29 (Nick Dunlap).

D 2-1 D29 Luke Smith pass intercepted by Nick Dunlap at MILAN40, Nick Dunlap return 0 yards to the MILAN40.

---------- 2 plays, 9 yards, TOP 00:50 ----------

M 1-10 M40 MILAN drive start at 11:10 (3rd).

M 1-10 M40 Kuenton Hodge rush for loss of 2 yards to the MILAN38 (Brandon Pardue;Ross Martin).

M 2-12 M38 Kelton Roberson rush over right guard for 2 yards to the MILAN40 (Ross Martin).

M 3-10 M40 Kelton Roberson rush draw play for 6 yards to the MILAN46 (Seth McInteer).

M 4-4 M46 Matt Sims punt 39 yards to the DL15, David Turner return 4 yards to the DL19 (Lawrence Norman;Josh Arnold).

---------- 3 plays, 6 yards, TOP 01:58 ----------

D 1-10 D19 DAVID LIPSCOMB drive start at 09:12 (3rd).

D 1-10 D19 Jonathan Shaub rush left for 7 yards to the DL26 (Victor Kidd).

D 2-3 D26 Justin Chunn rush left for 8 yards to the DL34, **1ST DOWN DL** (Kuenton Hodge).

D 1-10 D34 *PENALTY DL illegal shift 5 yards to the DL29*.

D 1-15 D29 Jonathan Shaub rush over left guard for 14 yards to the DL43 (Nick Dunlap;Victor Kidd).

D 2-1 D43 Jonathan Shaub rush up middle for 2 yards to the DL45, **1ST DOWN DL** (Phillip Taylor).

D 1-10 D45 *PENALTY DL false start 5 yards to the DL40*.

D 1-15 D40 Justin Chunn rush to the DL39, fumble by Justin Chunn recovered by DL Justin Chunn at DL39.

D 2-16 D39 Jonathan Shaub rush over left guard for 19 yards to the MILAN42, **1ST DOWN DL** (Doc Roberson).

D 1-10 M42 Jonathan Shaub rush right for 5 yards to the MILAN37 (Nick Dunlap), *PENALTY DL holding 10 yards to the MILAN47*.

D 1-15 M47 1st and 15.

D 1-15 M47 Jonathan Shaub rush right for 3 yards to the MILAN44 (Matt McAdoo;Lawrence Norman).

D 2-12 M44 Justin Chunn rush over left end for 5 yards to the MILAN39 (Victor Kidd).

D 3-7 M39 Jonathan Shaub rush right for no gain to the MILAN39 (Victor Kidd).

D 4-7 M39 Charles Parker punt 30 yards to the MILAN9, downed.

---------- 10 plays, 42 yards, TOP 06:00 ----------

M 1-10 M09 MILAN drive start at 03:12 (3rd).

M 1-10 M09 Kelton Roberson rush over right tackle for 1 yard to the MILAN10 (Gabe Underhill).

M 2-9 M10 Kelton Roberson rush over left end for 7 yards to the MILAN17 (Seth McInteer).

M 3-2 M17 Kelton Roberson rush over right end for 3 yards to the MILAN20, **1ST DOWN MILAN** (Seth McInteer;M. Griffith).

M 1-10 M20 Kuenton Hodge rush for no gain to the MILAN20 (Gabe Underhill).

M 2-10 M20 Matt Sims pass incomplete to Doc Roberson (M. Griffith).

M 3-10 M20 Timeout Milan, clock 00:47.

M 3-10 M20 Kelton Roberson rush over left guard for 33 yards to the DL47, **1ST DOWN MILAN** (Kyle Robinson;Jonathan Shaub).

M 1-10 D47 Kelton Roberson rush up middle for 3 yards to the DL44 (Gabe Underhill;Seth McInteer).

====END OF 3rd QUARTER====

DAVID LIPSCOMB 6, MILAN 16

==========

Play-by-Play Summary (4th quarter)

M 2-7 D44 Start of 4th quarter, clock 12:00.
M 2-7 D44 Nick Dunlap rush left for 5 yards to the DL39 (Clay Robinson;Seth McInteer).
M 3-2 D39 Nick Dunlap rush up middle for 2 yards to the DL37, **1ST DOWN MILAN** (David Turner).
M 1-10 D37 *PENALTY MILAN false start 5 yards to the DL42*.
M 1-15 D42 Nick Dunlap rush right for 4 yards to the DL38 (Clay Robinson).
M 2-11 D38 Nick Dunlap rush left for no gain to the DL38 (Ben Miller).
M 3-11 D38 Matt Sims pass incomplete to Doc Roberson.
M 4-11 D38 Matt Sims punt 27 yards to the DL11, out-of-bounds.
---------- 12 plays, 53 yards, TOP 06:12 ----------

D 1-10 D11 DAVID LIPSCOMB drive start at 09:00 (4th).
D 1-10 D11 Luke Smith pass complete to Justin Chunn to the DL28, fumble forced by Doc Roberson, fumble by Justin Chunn recovered by DL TM at DL35, **1ST DOWN DL**, out-of-bounds.
D 1-10 D35 Luke Smith pass incomplete to M. Griffith, *PENALTY DL pass interference 15 yards to the DL20*, NO PLAY.
D 2-25 D20 Luke Smith pass incomplete to Justin Chunn.
D 3-25 D20 Luke Smith pass incomplete to Jonathan Shaub.
D 4-25 D20 Charles Parker punt 42 yards to the MILAN38, Victor Kidd return 8 yards to the MILAN46 (Kevin Craft).
---------- 3 plays, 9 yards, TOP 00:43 ----------

M 1-10 M46 MILAN drive start at 08:17 (4th).
M 1-10 M46 Kuenton Hodge rush up middle for loss of 1 yard to the MILAN45 (Johnathan Dodd).
M 2-11 M45 Lawrence Norman rush over right tackle for 3 yards to the MILAN48 (Ross Martin).
M 3-8 M48 Nick Dunlap rush for loss of 2 yards to the MILAN46 (Gabe Underhill).
M 4-10 M46 Matt Sims punt 14 yards to the DL40, out-of-bounds.
---------- 3 plays, 0 yards, TOP 02:03 ----------

D 1-10 D40 DAVID LIPSCOMB drive start at 06:14 (4th).
D 1-10 D40 Luke Smith rush right for 4 yards to the DL44 (Matt McAdoo).
D 2-6 D44 Luke Smith pass incomplete to Michael Ewing.
D 3-6 D44 Luke Smith sacked for loss of 9 yards to the DL35 (Torey Perry).
D 4-15 D35 Luke Smith pass incomplete to David Turner (Doc Roberson).
---------- 4 plays, minus 5 yards, TOP 01:03 ----------

M 1-10 D35 MILAN drive start at 05:11 (4th).
M 1-10 D35 Lawrence Norman rush up middle for 6 yards to the DL29 (Seth McInteer).
M 2-4 D29 Lawrence Norman rush up middle for 2 yards to the DL27.
M 3-2 D27 Lawrence Norman rush up middle for no gain to the DL27 (Ross Martin).
M 4-2 D27 Timeout Milan, clock 03:31.
M 4-2 D27 Matt Sims pass incomplete to Justin Flake.
---------- 4 plays, 8 yards, TOP 01:46 ----------

D 1-10 D27 DAVID LIPSCOMB drive start at 03:25 (4th).
D 1-10 D27 Luke Smith pass incomplete to David Turner.
D 2-10 D27 Luke Smith sacked for loss of 12 yards to the DL15 (Torey Perry).
D 3-22 D15 Timeout David Lipscomb, clock 02:51.
D 3-22 D15 Jonathan Shaub rush draw play for 36 yards to the MILAN49, **1ST DOWN DL**, out-of-bounds (Nick Dunlap).
D 1-10 M49 Jonathan Shaub rush right for loss of 5 yards to the DL46 (Michael Spinks).
D 2-15 D46 Luke Smith pass incomplete to M. Griffith.
D 3-15 D46 Luke Smith pass incomplete to M. Griffith (Victor Kidd).
D 4-15 D46 Luke Smith pass intercepted by Victor Kidd at MILAN27, Victor Kidd return 37 yards to the DL36 (A. Buffington).
---------- 7 plays, 19 yards, TOP 01:39 ----------

M 1-10 D36 MILAN drive start at 01:46 (4th).

M 1-10 D36 Timeout Milan, clock 01:46.
M 1-10 D36 Kelton Roberson rush for 1 yard to the DL35 (Brandon Pardue).
M 2-9 D35 Timeout David Lipscomb, clock 01:37.
M 2-9 D35 Lawrence Norman rush over left tackle for 5 yards to the DL30 (David Turner).
M 3-4 D30 Timeout David Lipscomb, clock 01:30.
M 3-4 D30 Lawrence Norman rush up middle for 7 yards to the DL23, **1ST DOWN MILAN** (Seth McInteer).
M 1-10 D23 *PENALTY MILAN delay of game 5 yards to the DL28*.
M 1-15 D28 Matt Sims rush for loss of 1 yard to the DL29.
M 2-16 D29 *PENALTY MILAN delay of game 5 yards to the DL34*.
M 2-21 D34 Matt Sims rush for loss of 1 yard to the DL35.
M 3-22 D35 End of 2nd half, clock 00:00.
---------- 5 plays, 1 yards, TOP 01:46 ----------

========FINAL SCORE=======
DAVID LIPSCOMB 6, MILAN 16
==========

1997 Class 2A Football Playoffs

November 7 - December 5, 1997

First Round

R1 #1	Happy Valley (10-0)	21
	Game 101 Fri. Nov. 7 7 PM	
R2 #4	Oliver Springs (6-4)	14
R2 #2	Rockwood (8-2)	26
	Game 102 Fri. Nov. 7 7 PM	
R1 #3	South Greene (4-6)	13
R1 #2	Hampton (7-3)	7
	Game 103 Fri. Nov. 7 7 PM	
R2 #3	Alcoa (5-5)	31
R1 #4	North Greene (2-8)	7
	Game 104 Fri. Nov. 7 7 PM	
R2 #1	Harriman (8-2)	46
R3 #1	Tyner (9-1)	40
	Game 105 Fri. Nov. 7 7 PM	
R4 #4	Upperman (5-5)	0
R4 #2	Smith Co. (6-4)	12
	Game 106 Fri. Nov. 7 7 PM	
R3 #3	Sequatchie Co. (5-5)	20
R3 #2	Marion Co. (7-3)	14
	Game 107 Fri. Nov. 7 7 PM	
R4 #3	Westmoreland (7-3)	30
R3 #4	Meigs Co. (4-5)	0
	Game 108 Fri. Nov. 7 7 PM	
R4 #1	David Lipscomb (9-1)	3
R5 #1	Harpeth (10-0)	52
	Game 109 Fri. Nov. 7 7 PM	
R6 #4	McKenzie (6-4)	12
R6 #2	Huntingdon (7-3)	47
	Game 110 Fri. Nov. 7 7 PM	
R5 #3	Loretto (7-3)	13
R5 #2	Lewis Co. (9-1)	20
	Game 111 Fri. Nov. 7 7 PM	
R6 #3	Milan (6-4)	13
R5 #4	Waverly (6-4)	14
	Game 112 Fri. Nov. 7 7 PM	
R6 #1	Westview (9-1)	20
R7 #1	Union City	49
	Game 113 Fri. Nov. 7 7 PM	
R8 #4	Memphis Carver	0
R8 #2	Treadwell (5-5)	18
	Game 114 Fri. Nov. 7 7 PM	
R7 #3	Peabody (5-5)	14
R7 #2	Humboldt (8-2)	63
	Game 115 Fri. Nov. 7 7 PM	
R8 #3	Mitchell (3-6)	8
R7 #4	Gibson Co.	30
	Game 116 Fri. Nov. 7 7 PM	
R8 #1	Oakhaven (6-4)	14

Second Round

Happy Valley	17	**Game 201** Fri. Nov. 14 7 PM
Rockwood	6	
Alcoa	20	**Game 202** Fri. Nov. 14 7 PM
Harriman	27	
Tyner	42	**Game 203** Fri. Nov. 14 7 PM
Sequatchie Co.	15	
Westmoreland	16	**Game 204** Fri. Nov. 14 7 PM
David Lipscomb	24	
Harpeth	14	**Game 205** Fri. Nov. 14 7 PM
Huntingdon	45	
Lewis Co.	6	**Game 206** Fri. Nov. 14 7 PM
Westview	15	
Union City	45	**Game 207** Fri. Nov. 14 7 PM
Treadwell	14	
Humboldt	27	**Game 208** Fri. Nov. 14 7 PM
Gibson Co.	0	

Quarterfinals

Happy Valley	17	**Game 301** Fri. Nov. 21 7 PM
Harriman	21	
Tyner	19	**Game 302** Fri. Nov. 21 7 PM
David Lipscomb	14	
Huntingdon	18	**Game 303** Fri. Nov. 21 7 PM
Westview	15	
Union City	42	**Game 304** Fri. Nov. 21 7 PM
Humboldt	0	

Semifinals

Harriman	0	**Game 401** Fri. Nov. 28 7 PM
Tyner	60	
Huntingdon	15	**Game 402** Fri. Nov. 28 7 PM
Union City	21	

Championship

Tyner	13	**Game 501** Fri. Dec. 5 7 PM Clinic Bowl @ Vanderbilt
Union City	10	

Tyner

STATE CHAMPION

Notes:

1996 Class 2A Football Playoffs

November 8 - December 6, 1996

First Round		Second Round		Quarterfinals		Semifinals		Championship		
Hampton (10-0)	16									
Fri. Nov. 8 7:30 PM		Hampton	18							
Alcoa (6-4)	15			Hampton	19					
		Fri. Nov. 15 7:30 PM								
Notre Dame (9-1)	34									
Fri. Nov. 8 7:30 PM		Notre Dame	0							
Bledsoe Co. (7-3)	0					Knoxville Webb	28			
				Fri. Nov. 22 7:30 PM						
Smith Co. (7-3)	20									
Fri. Nov. 8 7:30 PM		Smith Co.	7							
Meigs Co. (7-3)	14									
		Fri. Nov. 15 7:30 PM								
Powell Valley (5-5)	15			Knoxville Webb	28					
Fri. Nov. 8 7:30 PM		Knoxville Webb	29					Knoxville Webb	27	
Knoxville Webb (8-2)	41									
						Fri. Nov. 29 7:30 PM				
Sequatchie Co. (8-2)	26									
Fri. Nov. 8 7:30 PM		Sequatchie Co.	24							
Jackson Co. (4-6)	12			Sequatchie Co.	0					
		Fri. Nov. 15 7:30 PM								
South Greene (8-2)	6									
Fri. Nov. 8 7:30 PM		Oliver Springs	18							
Oliver Springs (7-3)	42									
				Fri. Nov. 22 7:30 PM						
Sweetwater (7-3)	46					Upperman	13			
Fri. Nov. 8 7:30 PM		Sweetwater	0							
Jellico (6-4)	20									
		Fri. Nov. 15 7:30 PM								
Whitwell (2-8)	0			Upperman	32					
Fri. Nov. 8 7:30 PM		Upperman	21							
Upperman (8-2)	49									
								Fri. Dec. 6 7 PM Clinic Bowl @ Vanderbilt		**Knoxville Webb** STATE CHAMPION
Goodpasture (10-0)	47									
Fri. Nov. 8 7:30 PM		Goodpasture	28							
Richland (3-7)	0			Goodpasture	15					
		Fri. Nov. 15 7:30 PM								
Peabody (9-1)	21									
Fri. Nov. 8 7:30 PM		Peabody	6							
ECS (6-4)	12					Goodpasture	14			
				Fri. Nov. 22 7:30 PM						
Harding Academy (8-2)	0									
Fri. Nov. 8 7:30 PM		Westview	38							
Westview (8-1)	26									
		Fri. Nov. 15 7:30 PM								
Harpeth (4-6)	3			Westview	13					
Fri. Nov. 8 7:30 PM		Lewis Co.	7							
Lewis Co. (9-1)	21									
						Fri. Nov. 29 7:30 PM				
Huntingdon (9-1)	32									
Fri. Nov. 8 7:30 PM		Huntingdon	21					Goodpasture	20	
Treadwell (4-6)	0			Huntingdon	47					
		Fri. Nov. 15 7:30 PM								
David Lipscomb (8-2)	40									
Fri. Nov. 8 7:30 PM		David Lipscomb	7							
Mt. Pleasant (4-6)	0									
				Fri. Nov. 22 7:30 PM						
Loretto (7-3)	14					Huntingdon	6			
Fri. Nov. 8 7:30 PM		Loretto	34							
Davidson Academy (7-3)	7									
		Fri. Nov. 15 7:30 PM								
Camden (5-5)	27			Loretto	19					
Fri. Nov. 8 7:30 PM		Camden	12							
Briarcrest (10-0)	13									

Notes:

1995 Class 2A Football Playoffs

November 3 - December 1, 1995

First Round		Second Round		Quarterfinals		Semifinals		Championship		
South Greene (10-0)	21									
Fri. Nov. 3 7:30 PM		South Greene	6							
Wartburg Central (6-4)	20			Sequatchie Co.	9					
		Fri. Nov. 10 7:30 PM								
Sequatchie Co. (5-5)	32									
Fri. Nov. 3 7:30 PM		Sequatchie Co.	18							
Upperman (6-4)	8					Alcoa	26			
				Fri. Nov. 17 7:30 PM						
Bledsoe Co. (9-1)	20									
Fri. Nov. 3 7:30 PM		Bledsoe Co.	6							
Notre Dame (7-3)	14									
		Fri. Nov. 10 7:30 PM								
Cosby (4-6)	12			Alcoa	35					
Fri. Nov. 3 7:30 PM		Alcoa	38					Meigs Co.	13	
Alcoa (8-2)	46									
						Fri. Nov. 24 7:30 PM				
Meigs Co. (10-0)	47									
Fri. Nov. 3 7:30 PM		Meigs Co.	61							
Cannon Co. (5-5)	0			Meigs Co.	21					
		Fri. Nov. 10 7:30 PM								
Hampton (9-1)	20									
Fri. Nov. 3 7:30 PM		Hampton	8							
Harriman (5-5)	0									
				Fri. Nov. 17 7:30 PM						
Knoxville Webb (8-2)	48					Meigs Co.	62			
Fri. Nov. 3 7:30 PM		Knoxville Webb	0							
Powell Valley (8-2)	0									
		Fri. Nov. 10 7:30 PM								
Tellico Plains (5-5)	0			Westmoreland	14					
Fri. Nov. 3 7:30 PM		Westmoreland	19							
Westmoreland (9-1)	27									
								Fri. Dec. 1 7 PM Clinic Bowl @ Vanderbilt		**Goodpasture** STATE CHAMPION
Goodpasture (8-2)	45									
Fri. Nov. 3 7:30 PM		Goodpasture	21							
Richland (2-8)	0			Goodpasture	17					
		Fri. Nov. 10 7:30 PM								
Westview (8-2)	62									
Fri. Nov. 3 7:30 PM		Westview	13							
Memphis Carver (7-2)	0					Goodpasture	24			
				Fri. Nov. 17 7:30 PM						
ECS (8-2)	13									
Fri. Nov. 3 7:30 PM		Huntingdon	0							
Huntingdon (6-4)	19									
		Fri. Nov. 10 7:30 PM								
Davidson Academy (5-5)	10			Lewis Co.	14					
Fri. Nov. 3 7:30 PM		Lewis Co.	17							
Lewis Co. (10-0)	35									
						Fri. Nov. 24 7:30 PM				
Union City (8-2)	20									
Fri. Nov. 3 7:30 PM		Union City	0					Goodpasture	30	
Treadwell (5-4)	8			David Lipscomb	21					
		Fri. Nov. 10 7:30 PM								
David Lipscomb (9-1)	47									
Fri. Nov. 3 7:30 PM		David Lipscomb	7							
Mt. Pleasant (5-5)	23									
				Fri. Nov. 17 7:30 PM						
Loretto (7-3)	38					David Lipscomb	0			
Fri. Nov. 3 7:30 PM		Loretto	26							
Harpeth (4-6)	0									
		Fri. Nov. 10 7:30 PM								
Peabody (5-5)	19			Loretto	14					
Fri. Nov. 3 7:30 PM		Peabody	19							
Briarcrest (9-1)	15									

Notes:

1994 Class 2A Football Playoffs

November 11 - December 9, 1994

First Round		Second Round		Quarterfinals		Semifinals		Championship		
South Greene (9-1)	6									
Fri. Nov. 11 7:30 PM		Oliver Springs	28							
Oliver Springs (4-6)	34			Tellico Plains	14					
		Fri. Nov. 18 7:30 PM								
Tellico Plains (9-1)	42									
Fri. Nov. 11 7:30 PM		Tellico Plains	35							
Smith Co. (3-7)	7					Oneida	0			
				Fri. Nov. 25 7:30 PM						
Bledsoe Co. (8-2)	0									
Fri. Nov. 11 7:30 PM		Sequatchie Co.	12							
Sequatchie Co. (5-5)	7									
		Fri. Nov. 18 7:30 PM								
Hampton (3-7)	12			Oneida	28					
Fri. Nov. 11 7:30 PM		Oneida	23					Harriman	0	
Oneida (10-0)	35									
						Fri. Dec. 2 7:30 PM				
Meigs Co. (10-0)	41									
Fri. Nov. 11 7:30 PM		Meigs Co.	14							
Jackson Co. (5-5)	6			Harriman	17					
		Fri. Nov. 18 7:30 PM								
Cosby (6-4)	8									
Fri. Nov. 11 7:30 PM		Harriman	43							
Harriman (7-3)	57									
				Fri. Nov. 25 7:30 PM						
						Harriman	24			
Sweetwater (8-2)	46									
Fri. Nov. 11 7:30 PM		Sweetwater	42							
West Greene (4-6)	8									
		Fri. Nov. 18 7:30 PM								
Notre Dame (7-3)	21			Sweetwater	7					
Fri. Nov. 11 7:30 PM		Westmoreland	30							
Westmoreland (9-1)	42									
								Fri. Dec. 9 7 PM Clinic Bowl @ Vanderbilt		**David Lipscomb** STATE CHAMPION
David Lipscomb (10-0)	44									
Fri. Nov. 11 7:30 PM		David Lipscomb	7							
Spring Hill (2-8)	6			David Lipscomb	34					
		Fri. Nov. 18 7:30 PM								
Huntingdon (8-2)	31									
Fri. Nov. 11 7:30 PM		Huntingdon	0							
Oakhaven (5-4)	13					David Lipscomb	14			
				Fri. Nov. 25 7:30 PM						
ECS (7-3)	0									
Fri. Nov. 11 7:30 PM		Peabody	14							
Peabody (6-3)	32									
		Fri. Nov. 18 7:30 PM								
Harpeth (6-4)	0			Lewis Co.	9					
Fri. Nov. 11 7:30 PM		Lewis Co.	21							
Lewis Co. (7-3)	30									
						Fri. Dec. 2 7:30 PM				
Milan (7-3)	48									
Fri. Nov. 11 7:30 PM		Milan	28							
Harding Academy (5-5)	7							David Lipscomb	42	
		Fri. Nov. 18 7:30 PM		Milan	28					
Goodpasture (5-5)	31									
Fri. Nov. 11 7:30 PM		Goodpasture	0							
Mt. Pleasant (6-4)	7									
				Fri. Nov. 25 7:30 PM						
Loretto (7-3)	136					Milan	6			
Fri. Nov. 11 7:30 PM		Loretto	0							
Davidson Academy (6-4)	10									
		Fri. Nov. 18 7:30 PM								
Westview (5-5)	14			Briarcrest	7					
Fri. Nov. 11 7:30 PM		Briarcrest	23							
Briarcrest (9-1)	21									

Notes:

CLINIC BOWL

TENNESSEE HIGH SCHOOL FOOTBALL CHAMPIONSHIPS

CLASS 2-A

Friday, December 9, 1994

Dudley Field Vanderbilt University Stadium

HARRIMAN VS. DAVID LIPSCOMB

SCORE: David Lipscomb 42 Harriman 0

FINAL RECORDS: DL (15-0)

Harriman (11-4)

MVP: Offensive MVP- Rob Copeland (DL)

Defensive MVP – Melvin Evans (DL)

ATTENDANCE: 9,000 (est.)

CLASS 2A CHAMPIONSHIP - OFFICIAL SCORING SUMMARY
David Lipscomb vs. Harriman
December 09, 1994 - Nashville, Tennessee

DAVID LIPSCOMB	0	21	21	0	-42
HARRIMAN	0	0	0	0	-00

FIRST QUARTER
No Scoring.

SECOND QUARTER
DAVID LIPSCOMB: Melvin Evans 4 run. (Shane Pharr kick) (10:18)
DAVID LIPSCOMB: Evans 1 run. (Pharr kick) (6:42)
DAVID LIPSCOMB: Rob Copeland 2 run. (Pharr kick) (1:20)

THIRD QUARTER
DAVID LIPSCOMB: Copeland 19 run. (Pharr kick) (9:47)
DAVID LIPSCOMB: Pharr 1 run. (Pharr kick) (5:04)
DAIVD LIPSCOMB: Doug McDuffee 16 run. (Pharr kick) (1:01)

FOURTH QUARTER
No Scoring.

Kickoff: 7:05 End of Game: 9:00 Elapsed Time: 1:55
Attendance: (9,000)

NCAA QUICKIE STATISTICS

First Quarter | Half | Third Quarter | Final
(Circle One)

TEAM

	Harriman (Visitors)	David Lipscomb (Home)
Score	0	42
First Downs	5	19
Rushes—Yardage (Net)	32 — 102	59 — 364
Passing Yardage (Net)	-12	0
Rushing—Yardage Lost	(-30)	(-18)
*Return Yardage (Net)	24	12
Passes—Att.-Comp.-Int.	10 — 2 - 1	1 — 0 - 0
Total Offense—Yards	108	376
Punts (Number-Average)	7 — 28.4	2 — 41.5
Fumbles—Lost	1 — 1	3 — 2
Penalties—Yards	9 — 77	5 — 25
Possession Time	20:34	27:26

*Return of Punts, Intercepted Passes and Fumbles (not kickoffs).

INDIVIDUAL LEADERS

Harriman (Visitors)

Rushing	Att.	Net Yards	TD	Long
Jeremaine Copeland	6	43	0	27
Marc Boyd	17	51	0	10

Passing	Att.-Comp.-Int.	Yds.	TD	Sacks
B. Tilley	5 - 1 - 0	-22	0	0
J. Copeland	4 - 1 - 1	4	0	0

Pass Receiving	No.	Yards	TD	Long
Greg Love	1	4	0	4

Punting	No.	Avg.	Long
Jeremaine Copeland	3	25.0	28
Brent Tilley	4	31.0	39

David Lipscomb (Home)

Rushing	Att.	Net Yards	TD	Long
Ron Copeland	21	152	2	27
Doug McDuffie	7	79	1	38
Melvin Evans	11	48	2	9
Sloan Burton	10	61	0	17
Shane Pharr	1	1	1	1

Passing	Att.-Comp.-Int.	Yds.	TD	Sacks
Sloan Burton	1 - 0 - 0	0	0	0

Pass Receiving	No.	Yards	TD	Long

Punting	No.	Avg.	Long
Jimmy Hall	2	41.5	46

Copyright 1984 National Collegiate Athletic Association

CLASS 2A CHAMPIONSHIP
Harriman vs. David Lipscomb
7:00 p.m. December 09, 1994 - Dudley Field, Nashville, Tennessee

FIRST QUARTER PLAY-BY-PLAY

David Lipscomb to kick off after toss. Shane Pharr to kick. Copeland back deep. Copeland fields squib kick at 10, returns to the 17. (Parks)

11:50 HARRRIMAN BALL - Copeland at QB

1-10 H 17	Boyd takes pitch and gets no gain. (Glass)
2-10 H 17	Pitch to Boyd back to Copeland for loss of two. (R.Copeland)
3-12 H 15	Copeland dropped for loss of nine. (R.Copeland)
4-21 H 7	Copeland to punt. Stewart back deep. 24-yard punt goes out of bounds at 31 of Harriman.

9:48 DAVID LIPSCOMB BALL - Burton at QB

1-10 H 31	R.Copeland goes left for three.(Golns)
2-7 H 28	Evans on quick counter left for seven. (Love) FD
1-10 H 21	R.Copeland takes handoff for seven. (J.Copeland)
2-3 H 14	Burton keeps going left, stopped for loss of three. (Hall)
3-6 H 17	McDuffee gets around right end for four. (Boyd)
4-3 H 14	31-yd FG: It is BLOCKED. J.Copeland returns 17 yards to Harriman 27.

7:42 HARRIMAN BALL - J.Copeland at QB

1-10 H 27	J.Copeland keeps on option right for 27 yards. FD
1-10 D 46	J.Copeland pitches to Boyd for two. (24)
2-8 D 44	J.Copeland pass incomplete - intended for Tilley.
3-8 D 44	J.Copeland pass incomplete - intended for Tilley.
4-8 D 44	J.Copeland to punt. Stewart back deep. 23-yd punt taken at 21 of David Lipscomb.

6:33 DAVID LIPSCOMB BALL - Burton at QB

1-10 D 21	R.Copeland sweeps left for five. (McClain)
2-5 D 26	R.Copeland up the gut for four. (Davidson)
3-1 D 30	Evans rambles left for three. (Love) FD
1-10 D 33	Burton pass incomplete - intended for Stewart.
2-10 D 33	Burton bootlegs left for seven. (Tilley)
3-3 D 40	R.Copeland hits the middle gap for eleven. (J.Copeland)FD
1-10 H 49	R.Copeland again up the middle for ten (J.Copeland) FD
1-10 H 39	R.Copeland runs off tackle for five. (McClain)
2-5 H 34	McDuffee takes pitch right for eleven. (J.Copeland) FD
1-10 H 23	Evans hits hole off left tackle for four. (Roberts)
2-6 H 19	Burton keeps it and gets 13 yards. (McClain) FD
1-G H 6	Evans runs off left tackle for two. (Tilley)
2-G H 4	McDuffee goes right for two. (Boyd)
3-G H 2	R.Copeland pitch dropped by McDuffee, fumble recovered by Taylor for Harriman at the 12.

1:09 HARRIMAN BALL - J.Copeland at QB

1-10 H 12	PENALTY: Harriman OFFSIDES, 5 yards.
1-15 H 7	Gohns takes quick draw for loss of one. (R.Copeland)
2-16 H 6	J.Copeland keeps up the gut for no gain. (R.Copeland)

End of First Quarter.
Score: DAVID LIPSCOMB 0 HARRIMAN 0

SECOND QUARTER PLAY-BY-PLAY

12:00 HARRIMAN BALL - J.Copeland at QB
3-16 H 6 J.Copeland evades rush, complete to Love for four. (Parks)
4-12 H 10 J.Copeland to punt. Stewart back deep. 28-yard punt taken at Harriman 28. No return.

11:10 DAVID LIPSCOMB BALL - Burton at QB
1-10 H 38 R.Copeland carries right for seven. (J.Copeland)
2-3 H 31 R.Copleand busts into the open field for 27 yards. FD
1-G H 4 Evans runn left for four yards. TOUCHDOWN.
PAT by Pharr: It is good. PENALTY: Harriman PERSONAL FOUL, 15 yards to be assessed on kickoff.
Scoring Drive: TOP - 0:52, 3 plays, 38 yards.
Score: DAVID LIPSCOMB 7 HARRIMAN 0

Pharr to kick. Copeland back deep. Kick goes into the endzone. Touchback.

10:18 HARRIMAN BALL - J.Copeland at QB
1-10 H 20 J.Copeland keeps and rambles right for 18 yards. (Rhodes) FD
1-10 H 38 J.Copeland keeps again for eight. (R.Copeland)
2-2 H 46 J.Copeland pass intercepted in the flats by Pharr at the Harriman 42, returns to the Harriman 34.

9:14 DAVID LIPSCOMB - Burton at QB
1-10 H 34 Irons runs up the middle for five. (Peddlcord)
2-5 H 29 Burton on the keeper for 14 yards. (J.Copeland) FD
1-10 H 15 Irons runs right for gain of four. (J.Copeland)
2-6 H 11 R.Copeland runs up the middle for three.(Taylor)
3-3 H 8 Burton keeps and gains six yards. (Love) FD
1-G H 2 Evans behind the pack for one yard. (Wilson)
2-G H 1 Evans walks in for one yard. TOUCHDOWN.
PAT by Pharr: It is good.
Scoring Drive: TOP - 2:32, 7 plays, 34 yards.
Score: DAVID LIPSCOMB 14 HARRIMAN 0

Pharr to kick. J.Copeland back deep. Love fields at the 17, returns ten yards to the Harriman 27. (McInteer)

6:29 HARRIMAN BALL - J.Copeland at QB
1-10 H 27 Boyd takes pitch and gains one. (Queen)
2-9 H 28 Boyd takes pitch left, loss of three. (Parks)
3-12 H 26 J.Copeland keeps and is dropped for loss five. (R.Copeland)
4-17 H 20 Tilley to punt. Stewart back deep. 26-yard punt rolls dead at Harriman 46.

4:35 DAVID LIPSCOMB BALL - Burton at QB
1-10 H 46 Burton keeps left and gets five. (Tilley)
2-5 H 41 R.Copeland takes handoff for 12 yards. (Hall) FD
1-10 H 29 R.Copeland runs left for three. (Love)
2-7 H 26 Evans scampers left for three. (Tilley)
3-4 H 23 R.Copeland on stunt draw for 16 yards. (Tilley) FD
1-G H 7 R.Copeland goes off right tackle for two. (Hall)
2-G H 5 PENALTY: Harriman OFFSIDES, half the distance.
2-G H 2 R.Copeland up the middle for two yards. TOUCHDOWN.
PAT by Pharr: It is good.
Scoring Drive: TOP - 2:15, 7 plays, 46 yards.
Score: DAVID LIPSCOMB 21 HARRIMAN 0

Pharr to kick off. Boyd back deep. Squib kick fielded by Tilley at Harriman 22, returned 16 yards to the 38. (Luffman)

1:12 HARRIMAN BALL - Tilley at QB
1-10 H 39 PENALTY: Harriman, ILLEGAL PROCEDURE, 5 yards.
1-15 H 34 PENALTY: Harriman, ILLEGAL PROCEDURE, 5 yards.
1-20 H 29 Boyd runs left for one. (Irons)
2-19 H 30 Inside reverse handoff to Boyd for seven yards.
TIME-OUT, Harriman, 2 left.
3-12 H 37 Boyd on inside draw for ten yards. (Pharr)
End of Second Quarter and First Half.
Score: DAVID LIPSCOMB 21 HARRIMAN 0

NCAA QUICKIE STATISTICS

First Quarter | (Half) | Third Quarter | Final

(Circle One)

TEAM

	Harriman - Visitors	David Lipscomb Home
Score	0	21
First Downs	2	11
Rushes—Yardage (Net)	15 — 57	35 — 200
Passing Yardage (Net)	4	0
Rushing—Yardage Lost	(-19)	(-13)
*Return Yardage (Net)	22	12
Passes—Att.-Comp.-Int.	4 — 1 - 1	1 — 0 - 0
Total Offense—Yards	83	212
Punts (Number-Average)	4 — 25.3	0 — 0
Fumbles—Lost	0 — 0	1 — 1
Penalties—Yards	5 — 33	1 — 5
Possession Time	9:35	14:25

*Return of Punts, Intercepted Passes and Fumbles (not kickoffs).

INDIVIDUAL LEADERS

Harriman — Visitors

Rushing	Att.	Net Yards	TD	Long
Jeremaine Copeland	6	43	0	27
Marc Boyd	8	15	0	10

Passing	Att.-Comp.-Int.	Yds.	TD	Sacks
J. Copeland	4-1-1	4	0	0

Pass Receiving	No.	Yards	TD	Long
Greg Cove	1	4	0	4

Punting	No.	Avg.	Long
Jeremaine Copeland	3	25.0	28
Brent Tilley	1	26.0	26

David Lipscomb — Home

Rushing	Att.	Net Yards	TD	Long
Rob Copeland	16	124	1	27
Sloan Burton	7	31	0	13
Duke McDuffie	3	17	0	11
Melvin Evans	7	18	2	4

Passing	Att.-Comp.-Int.	Yds.	TD	Sacks
S. Burton	1-0-0	0	0	0

Pass Receiving	No.	Yards	TD	Long

Punting	No.	Avg.	Long

Copyright 1984 National Collegiate Athletic Association

THIRD QUARTER PLAY-BY-PLAY

to kick off. Staggs and McDuffee back deep. Lawson fields at the 22, returns 10 yards to the David Lipscomb 32.

11:53 DAVID LIPSCOMB BALL - Burton at QB.
1-10 D 32 Evans off tackle for five. (Golns)
2-5 D 37 Burton keeps and loses one. (Peddlecord)
PENALTY: Harriman, FACEMASK, 15 yards. FD
1-10 H 49 Burton pass incomplete - intended for Stewart.
PENALTY: Harriman, DEF. PASS INTERFERENCE, 15 yards. FD
1-10 H 34 Evans runs left for nine. (Love)
2-1 H 25 Evans goes left again for six more. (Wilson) FD
1-10 H 19 R.Copeland on misdirection for 19-yard gallop. TOUCHDOWN.
PAT by Pharr: It is good.
Scoring Drive: TOP - 2:06, 6 plays, 68 yards.
Score: DAVID LIPSCOMB 28 HARRIMAN 0

Pharr to kick. Boyd fields at the Harriman 23, returns 21 yards to the 44

9:38 HARRIMAN BALL - Tilley at QB
1-10 H 44 Boyd takes pitch for loss of one. (Irons)
2-11 H 43 Boyd on inside reverse for 13 yards. Pharr) FD
1-10 D 44 Tilley fumbles snap, recovered by Helton of DL.

8:47 DAVID LIPSCOMB BALL - Burton at QB
1-10 D 47 Burton bootlegs left for 17 yards. (Taylor) FD
1-10 H 36 PENALTY: David Lipscomb ILLEGAL PROCEDURE, 5 yards.
1-15 H 41 R.Copeland on quick draw for three. (Love)
2-12 H 38 Burton on QB draw for 14 yards. (Love) FD
1-10 H 24 Evans right up the gut for nine. (Holt)
2-1 H 15 McDuffee runs right for eight yards. (Taylor) FD
1-G H 7 R.Copeland for two up the middle. (Taylor)
2-G H 5 R.Copeland up the middle for three. (Davidson)
3-G H 2 R.Copeland up the middle for one. (McClain)
4-1 H 1 TIME-OUT, David Lipscomb, 2 run. (5:07)
4-1 H 1 Pharr follows seven lead blockers for one. TOUCHDOWN
PAT by Pharr: It is good.
Scoring Drive: TOP - 3:43, 9 plays, 53 yards.
Score: DAVID LIPSCOMB 35 HARRIMAN 0

Pharr to kick off. Love fields at the 10, returns to the 35. (Irons)

4:53 HARRIMAN BALL - Tilley at QB
1-10 H 35 Boyd runs inside reverse stunt draw for loss of two.(Carman)
2-12 H 33 Tilley pass incomplete - intended for Boyd.
3-12 H 33 Boyd runs endaround for 17 yards. (Stewart) FD
1-10 - 50 PENALTY: Harriman, ILLEGAL PROCEDURE, 5 yards.
1-15 H 45 Boyd takes pitch left for four. (R.Copeland)
2-11 H 49 Tilley pass incomplete - intended for Boyd.
3-11 H 49 Love runs reverse for three. (Irons)
4-8 D 48 Boyd runs reverse for gain of three. (Pharr) Turnover on downs.

2:23 DAVID LIPSCOMB BALL - Burton at QB
1-10 D 46 McDuffee dropped for no gain. (McClain)
2-10 D 46 McDuffee runs right, cuts back left for 38 yards. (Boyd) FD
1-10 H 16 McDuffee on same play ... 16 more yards. TOUCHDOWN.
PAT by Pharr: It is good.

Scoring Drive: TOP - 1:22, 3 plays, 54 yards.
Score: DAVID LIPSCOMB 42 HARRIMAN 0

Pharr to kick. Boyd back deep. Ball bounces into the endzone. Touchback.

1:01 HARRIMAN BALL - Tilley at QB
1-10 H 20 Wilson carries right for no gain. (Fisher)
2-10 H 20 TIME-OUT, Harriman, 2 left (0:20)
2-10 H 20 Love on baby reverse for loss of two. (R.Copeland)
PENALTY: Harriman, PERSONAL FOUL, half the distance.
3-21 H 9 Tilley pass incomplete - intended for Boyd.
End of Third Quarter.
Score: DAVID LIPSCOMB 42 HARRIMAN 0

FOURTH QUARTER PLAY-BY-PLAY

12:00 HARRIMAN BALL - Tilley at QB
4-21 H 9 Tilley to punt. 21-yard punt. No return.

11:38 DAVID LIPSCOMB BALL - Heinrich at QB
1-10 H 30 PENALTY: David Lipscomb, FALSE START, 5 yards.
1-15 H 35 Heinrich fumbles handoff - Wilson for Harriman recovers at Harriman 35.

11:10 HARRIMAN BALL - Tilley at QB
1-10 H 35 Boyd on reverse, fumbles, recovered by Queen for David Lipscomb at Harriman 31.

10:51 DAVID LIPSCOMB BALL - Armstrong at QB
1-10 H 31 Sanford carries left for four. (Taylor)
2-6 H 27 PENALTY: David Lipscomb, FALSE START, 5 yards.
2-11 H 32 Armstrong fumbles snap, recovers for no gain.
3-11 H 32 Staggs runs left for no gain. (Taylor)
4-11 H 32 PENALTY: David Lipscomb, FALSE START, 5 yards.
4-16 H 37 Hall to punt. Boyd and Love back deep. 37-yard punt. Touchback.

8:19 HARRIMAN BALL - Tilley at QB
1-10 H 20 Wilson falls forward and loses one. (McDonald)
2-11 H 19 Tilley pass hits Lawson (DL) in facemask, incomplete - intended for Golns.
3-11 H 19 (Boyd at QB) Boyd keeps right for one. (Thompson)
4-10 H 20 Tilley to punt. Stewart back deep. 38-yard punt rolls dead at DL 42.
PENALTY: Harriman, ILLEGAL PROCEDURE, 5 yards. Declined?

6:35 DAVID LIPSCOMB BALL - Armstrong at QB
1-10 D 42 Armstrong keeps for two. (Wilson)
2-8 D 44 Curcio runs left for loss of three. (Hall)
3-11 D 41 (Heinrich at QB) Curcio up the middle for ten. (Hall)
4-1 H 49 Hall to punt. Boyd fields 44-yard punt at H 5, returns for no gain.

4:15 HARRIMAN BALL - Tilley at QB
1-10 H 5 Boyd runs into line for loss of one. (McInteer)
2-11 H 4 Boyd runs another inside reverse draw for nine. (McInteer)
3-2 H 13 Love runs reverse for six. (Morris) FD
1-10 H 19 Boyd takes pitch right for four. (Ezell)
2-6 H 23 Tilley pass incomplete - intended for Golns.
3-6 H 23 Tilley pass complete to Boyd for LOSS of 22.
4-28 H 1 Tilley to punt. 40-yard punt.

End of Fourth Quarter and Game.
Score: DAVID LIPSCOMB 42 HARRIMAN 0

Defensive Statistics

LIPSCOMB

TOTALS

PLAYER	NO.	TACKLES	ASSISTS	INT.	FUMBLE RECOVERY	QB SACKS	OTHER	T	A	INT	FR	SACK	O
JOHN CARMEN	43												
LUKE QUEEN	57	1	1		1			1	1		1		
JOHN HELTON	72		1		1				1		1		
BRANDON GLASS	69	1						1					
MELVIN EVANS	31	~~IIII~~	II					5	2				
ROD COPELAND	42	~~IIII~~ ~~IIII~~	II					10	2				
ANDY TRONS	40	III	1					3	1				
SHANE PHARR	24	II		1-12				2		1-12			
STEVE PARKS	36	IIII						4					
ANDREW STEWART	88	II	1					2	1				
SCOTT RHODES	18	1	1					1	1				
CHRISTIAN BAKER	87	1						1					
PHILLIP LAWSON	80	1						1					
LANCE FIFFORD	56	1						1					
ROBBY THOMPSON	50	II						2					
WILL STAGGS	10	1						1					
MATTHEW MCINTEER	64	1						1					
BRENT MORRIS	51	II						2					
JUSTIN ELLELL	34	1						1					

Defensive Statistics

HARRIMAN

TOTALS

PLAYER	NO.	TACKLES	ASSISTS	INT.	FUMBLE RECOVERY	QB SACKS	OTHER	T	A	INT	FR	SACK	O
SHANE HALL	62	IIII	III					4	3				
BENJI ROBERTS	77		I						1				
ANTHONY MCCLAIN	50	III	I					3	1				
COREY DAVIDSON	70	II	I					2	1				
COREY JENKINS	32	II						2					
GREG LOVE	2	~~IIII~~ II	II					7	2				
JASON TAYLOR	55	~~IIII~~ III	II		I			8	2		I		
DANIEL GOINS	9	~~IIII~~	I					5	1				
BRENT TILLEY	1	II						2					
MARK BOYD	4	~~IIII~~	I					5	1				
JERMAINE COPELAND	3	~~IIII~~						5					
DANIEL WILSON	44	III			I			3			I		
ROB HOLT	72	II						2					

CLASS 2-A

HARRIMAN BLUE DEVILS

7	Kingston	17
32	Oliver Springs	13
42	Scott County	23
37	Knoxville Webb	23
36	Midway	0
0	Sweetwater	35
23	Alcoa	19
47	Wartburg	7
48	Rockwood	8
14	Oneida	21
	PLAYOFFS	
57	Cosby	8
43	Meigs County	14
17	Sweetwater	7
24	Oneida	0
427	(11-3)	195

DAVID LIPSCOMB MUSTANGS

35	Spring Hill	7
34	Harpeth	2
24	Coffee County	14
37	Stewart County	0
35	Smith County	0
24	Davidson Academy	0
34	White House	7
42	Houston County	7
42	Waverly	21
28	Goodpasture	0
	PLAYOFFS	
44	Spring Hill	6
7	Huntingdon	0
34	Lewis County	9
14	Milan	6
424	(14-0)	79

CLINIC BOWL OFFENSIVE STARTERS

Pos.	Player	Wt.
LE	Brandon Tilley	150
LT	Brenji Roberts	220
LG	Jason Taylor	180
C	Shane Hall	160
RG	Rob Holt	180
RT	Corey Davidson	200
RE	Corey Jenkins	180
QB	Jeremaine Copeland	210
B	Marc Boyd	140
B	Daniel Wilson	200
B	Greg Love	180
Punter	Jeremaine Copeland	

DEFENSIVE STARTERS

Pos.	Player	Wt.
E	Shane Hall	160
T	Benji Roberts	220
NG	Anthony McClain	200
T	Lance Gifford	200
E	Corey Jenkins	180
LB	Daniel Goins	160
LB	Jason Taylor	180
LB	Greg Love	180
CB	Brent Tilley	150
CB	Marc Boyd	140
FS	Jeremaine Copeland	210
EP/FG	Kckr Jeremaine Copeland	

Coach Steve Hart

CLINIC BOWL OFFENSIVE STARTERS

Pos.	Player	Wt.
TE	Phillip Lawson	190
LT	Luke Queen	255
LG	Jake Winkler	235
C	John Helton	275
RG	Lance Gifford	200
RT	Brandon Glass	265
SE	Andrew Stewart	185
QB	Sloan Burton	180
FB	Rob Copeland	195
LHB	Doug McDuffee	175
RHB	Melvin Evans	195
Punter	Jimmy Hall	200

DEFENSIVE STARTERS

Pos.	Player	Wt.
E	Jon Carman	185
T	Luke Queen	255
T	Corey Davidson	200
E	Brandon Glass	265
OLB	Melvin Evans	195
MLB	Rob Copelnd	195
OLB	Andy Irons	185
CB	Shane Pharr	180
CB	Steve Parks	175
FS	Andrew Stewart	185
SS	Scott Rhodes	165
EP/FG	Kckr Shane Pharr	180

Coach Glenn McCadams

2-A

HARRIMAN HIGH SCHOOL
"BLUE DEVILS"

No.	Name	Ht.	Wt.	Class	Pos.
1	Brent Tilley*	5'10"	150	Senior	SE/DB
2	Greg Love	6'0"	175	Senior	RB/LB
3	Jeremaine Copeland	6'3"	195	Senior	QB/DB
4	Marc Boyd	5'5"	135	Senior	RB/DB
5	Jonathan Borum	5'10"	155	Freshman	QB/DB
9	Daniel Goins	5'11"	160	Senior	RB/LB
10	Roy Boyd	5'11"	170	Sophomore	TE/DE
15	Jason Mynatt	5'8"	135	Sophomore	SE/DB
28	Wesley Barger	5'6"	140	Sophomore	RB/DB
30	Kenny Gonzalez	5'3"	135	Senior	RB/DB
32	Cory Jenkins	6'2"	180	Senior	TE/DE
33	Jon Segatto	5'9"	150	Freshman	RB/LB
38	Jeremy Swicegood	5'7"	135	Senior	SE/DB
43	Chris Bridges	5'6"	170	Junior	SE/LB
44	Daniel Wilson	5'8"	210	Junior	FB/LB
50	Anthony McClain	6'2"	190	Junior	OL/DL
52	Chris Peddicord	5'11"	200	Junior	OL/LB
53	Tim McDonald	6'1"	160	Junior	OL/LB
54	Justin Tapp	5'10"	220	Junior	OL/DL
55	Jason Taylor*	5'7"	180	Senior	OL/LB
57	Jarrett Griffis	5'9"	135	Freshman	OL/DL
62	Shane Hall*	6'4"	170	Senior	OL/DE
68	Jason Clark	5'11"	190	Sophomore	OL/DL
70	Cory Davidson	5'10"	215	Sophomore	OL/DL
72	Rob Holt	6'0"	170	Junior	OL/DE
74	Chris Raymond	5'9"	240	Junior	OL/DL
77	Benji Roberts	6'0"	225	Junior	OL/DL
78	Mark Randolph	5'10"	280	Sophomore	OL/DL
79	Chris Doyle	5'8"	160	Senior	OL/LB
83	Josh Debakey	5'4"	105	Freshman	SE/DB
86	Donte Love	6'2"	150	Sophomore	SE/LB
88	Nate Gaskins	5'11"	155	Freshman	TE/DE

*Captains

HEAD COACH
Steve Hart

ASST. COACHES
Gary Bailey
Bobby Clark
Mark Wattenbarger

MANAGERS
Denard Bertram (26)
Chad Williams (41)

DAVID LIPSCOMB MUSTANGS

2-A

1993-94 Football

No.	Name	Height	Weight	Position
17	Armstrong, Jim	5'10"	140	S
18	Baker, Christian	5'10"	152	S
58	Bell, Jamie	5'7"	158	S
26	Brownlee, Robert	5'7"	150	HB
45	Burton, Daniel	5'11"	170	DE
11	Burton, Sloan	6'2"	191	QB
43	Carman, John	5'10"	185	DE
52	Cooper, Keith	6'2"	190	DE
42	Copeland, Rob	6'0"	196	LB
41	Curcio, Stewart	5'9"	160	LB
19	Davidson, Adam	6'0"	162	SE
65	Drinkwine, Tony	6'0"	190	T
73	Edwards, Paul	5'10"	160	C
31	Evans, Melvin	6'0"	197	LB
34	Ezell, Justin	5'11"	160	CB
62	Fisher, Barclay	5'8"	155	DE
77	Fitch, Brad	5'9"	150	TR
83	Gentry, Brian	5'11"	170	SE
56	Gifford, Lance	6'0"	205	G
90	Glass, Brandon	6'5"	265	DE
75	Hale, Steve	6'2"	205	DE
89	Hall, Jimmy	6'1"	200	P
71	Hayes, Chip	5'11"	235	T
12	Heinrich, Casey	6'2"	155	QB
72	Helton, John	6'5"	273	C
86	Holt, Jeremy	6'2"	195	TE
27	Hood, Nathan	5'11"	190	HB
40	Irons, Andy	5'11"	190	FB
20	Karkau, David	6'0"	165	SE
55	King, Ben	6'3"	220	MGR
80	Lawson, Phillip	6'1"	200	TE
32	Luffman, Justin	5'9"	140	HB
84	Mangrum, Mickey	6'1"	155	TE
23	McDonald, Chase	5'9"	155	CB
79	McDonald, Neal	6'1"	215	G
44	McDuffee, Doug	5'9"	175	HB
64	McInteer, Matthew	5'11"	195	LB
51	Morris, Brent	5'11"	171	LB
35	Morris, Drew	6'3"	185	CB
36	Parks, Steve	5'11"	190	CB
24	Pharr, Shane	5'11"	185	CB
57	Queen, Luke	6'2"	265	DT
54	Ragan, Jesse	5'9"	143	LB
18	Rhodes, Scott	5'10"	160	FS
30	Sanford, Joe	5'9"	155	HB
78	Shoun, Jake	5'9"	250	C
85	Smith, Matt	5'8"	145	SE
53	Smith, Scott	6'0"	165	G
28	Staggs, Jason	5'9"	165	HB
10	Staggs, Will	5'9"	180	HB
63	Stephens, Matt	5'11"	170	DE
88	Stewart, Andrew	6'2"	180	SE
70	Switzer, Marshall	5'11"	200	DT
50	Thompson, Robby	6'1"	210	LB
61	Tucker, Jay	5'11"	140	DE
74	Wallis, Miles	6'2"	260	MGR
59	Whaley, Wes	6'1"	205	T
68	Whitley, Michael	5'10"	180	LB
60	Winkler, Jacob	5'10"	240	G

COACHING STAFF: Glenn McCadams, Jay Gore, David Morris, Mark Pugh, Tim Taylor, John Hudy, Gary Semanchik, Scott Tillma
SUPPORT STAFF: Oakley Christian. **STAFF TRAINERS:** Brent Oliver, Matt Williams. **TEAM DOCTOR:** Dr. Tom Whitfield. **BAND DIRECTOR:** Steven Foster. **CHEERLEADER INSTRUCTOR:** Donna Brasher. **CHEERLEADERS:** Jennifer Helton, Natalie Montgomer Jessica Orman, Jennifer Bellar, Ashley Baker, Katie Marshall, Kayla Felts, Brooke Rainey, Julie Hunter, Kelly Gill, Katie Steward. **COMPLEX SUPERINTENDENT:** Steve Penix. **DIRECTOR OF CAMPUS SCHOOL:** Dr. Richard Jones.

1993 Class 2A Football Playoffs

November 12 - December 10, 1993

Notes:

1991 Class AA Football Playoffs

November 15 - December 14, 1991

First Round		Second Round		Quarterfinals		Semifinals		Championship		
Unicoi Co. (5-5)	14									
Fri. Nov. 15 7:30 PM		Anderson Co.	6							
Anderson Co. (5-4)	21			Powell	43					
		Fri. Nov. 22 7:30 PM								
Powell (7-2)	31									
Fri. Nov. 15 7:30 PM		Powell	35							
Gatlinburg-Pittman (8-1)	17					Powell	13			
				Fri. Nov. 29 7:30 PM						
Sweetwater (9-1)	28									
Fri. Nov. 15 7:30 PM		Sweetwater	19							
Grundy Co. (7-3)	14									
		Fri. Nov. 22 7:30 PM								
Roane Co. (8-2)	25			Roane Co.	16					
Fri. Nov. 15 7:30 PM		Roane Co.	20					Powell	7	
Smith Co. (8-2)	0									
						Fri. Dec. 6 7:30 PM				
Rockwood (9-1)	28									
Fri. Nov. 15 7:30 PM		Rockwood	19							
Livingston Academy (7-3)	14			Rockwood	12					
		Fri. Nov. 22 7:30 PM								
Marion Co. (9-1)	53									
Fri. Nov. 15 7:30 PM		Marion Co.	13							
Polk Co. (8-2)	18									
				Fri. Nov. 29 7:30 PM						
Austin-East (6-3)	22					Austin-East	8			
Fri. Nov. 15 7:30 PM		Austin-East	14							
Alcoa (8-2)	21									
		Fri. Nov. 22 7:30 PM		Austin-East	14					
Gibbs (8-1)	36									
Fri. Nov. 15 7:30 PM		Gibbs	0							
Hampton (7-3)	0									
								Sat. Dec. 14 3:30 PM Clinci Bowl @ Vanderbilt		**Brentwood Academy** STATE CHAMPION
Loretto (10-0)	21									
OT Fri. Nov. 15 7:30 PM		Loretto	28							
Westmoreland (8-2)	14			Brentwood Academy	28					
		Fri. Nov. 22 7:30 PM								
Brentwood Academy (9-1)	49									
Fri. Nov. 15 7:30 PM		Brentwood Academy	42							
Montgomery Central (4-6)	16					Brentwood Academy	42			
				Fri. Nov. 29 7:30 PM						
Union City (9-1)	26									
Fri. Nov. 15 7:30 PM		Union City	7							
McNairy Central (8-2)	21									
		Fri. Nov. 22 7:30 PM		MUS	23					
MUS (10-0)	45									
Fri. Nov. 15 7:30 PM		MUS	31							
Sheffield (7-2)	0									
						Fri. Dec. 6 7:30 PM				
Frayser (7-2)	7									
Fri. Nov. 15 7:30 PM		Ridgeway	14							
Ridgeway (8-2)	14							Brentwood Academy	49	
		Fri. Nov. 22 7:30 PM		Ridgeway	13					
Milan (9-1)	28									
Fri. Nov. 15 7:30 PM		Milan	12							
Dyer Co. (8-2)	13									
				Fri. Nov. 29 7:30 PM						
David Lipscomb (7-3)	22					Springfield	19			
Fri. Nov. 15 7:30 PM		David Lipscomb	7							
Fairview (7-3)	19									
		Fri. Nov. 22 7:30 PM		Springfield	27					
Springfield (9-1)	10									
Fri. Nov. 15 7:30 PM		Springfield	34							
Giles Co. (5-5)	7									

Notes:

1990 Class AA Football Playoffs

November 9 - November 9, 1990

First Round		Second Round		Quarterfinals		Semifinals		Championship		
Hampton (8-2)	6									
Fri. Nov. 9 7:30 PM		Gatlinburg-Pittman	20							
Gatlinburg-Pittman (7-3)	28			Gatlinburg-Pittman	31					
		Fri. Nov. 16 7:30 PM								
Powell (10-0)	34									
Fri. Nov. 9 7:30 PM		Powell	0							
Lenoir City (8-2)	17					Gatlinburg-Pittman	20			
				Fri. Nov. 23 7:30 PM						
McMinn Central (9-1)	34									
Fri. Nov. 9 7:30 PM		McMinn Central	27							
Notre Dame (6-4)	14									
		Fri. Nov. 16 7:30 PM								
Sequatchie Co. (10-0)	44			Sequatchie Co.	6					
Fri. Nov. 9 7:30 PM		Sequatchie Co.	33					Marion Co.	26	
Livingston Academy (4-5)	28									
						Fri. Nov. 30 7:30 PM				
Smith Co. (8-2)	0									
Fri. Nov. 9 7:30 PM		Marion Co.	47							
Marion Co. (7-3)	50			Marion Co.	42					
		Fri. Nov. 16 7:30 PM								
Howard (3-5)	20									
Fri. Nov. 9 7:30 PM		Howard	14							
Polk Co. (7-3)	2									
				Fri. Nov. 23 7:30 PM						
						Marion Co.	42			
Roane Co. (10-0)	14									
Fri. Nov. 9 7:30 PM		Alcoa	14							
Alcoa (9-1)	17									
		Fri. Nov. 16 7:30 PM								
Seymour (10-0)	45			Alcoa	14					
Fri. Nov. 9 7:30 PM		Seymour	7							
Happy Valley (7-3)	12									
								Sat. Dec. 8 3:30 PM Clinic Bowl @ Vanderbilt		**Marion Co.** STATE CHAMPION
Lewis Co. (8-2)	7									
Fri. Nov. 9 7:30 PM		Portland	7							
Portland (9-1)	21									
		Fri. Nov. 16 7:30 PM		Brentwood Academy	20					
Brentwood Academy (6-3)	49									
Fri. Nov. 9 7:30 PM		Brentwood Academy	47							
Fairview (8-1)	0									
				Fri. Nov. 23 7:30 PM						
						MUS	45			
Milan (9-0)	10									
Fri. Nov. 9 7:30 PM		Milan	7							
Camden (7-3)	0									
		Fri. Nov. 16 7:30 PM								
MUS (10-0)	33			MUS	22					
Fri. Nov. 9 7:30 PM		MUS	41							
Trezevant (8-1)	6									
						Fri. Nov. 30 7:30 PM				
Frayser (9-1)	20									
Fri. Nov. 9 7:30 PM		Wooddale	21							
Wooddale (7-2)	21							MUS	7	
		Fri. Nov. 16 7:30 PM		Wooddale	14					
McNairy Central (10-0)	29									
Fri. Nov. 9 7:30 PM		McNairy Central	14							
Westview (8-2)	21									
				Fri. Nov. 23 7:30 PM						
						White House	12			
Waverly (8-2)	16									
Fri. Nov. 9 7:30 PM		David Lipscomb	10							
David Lipscomb (9-1)	32									
		Fri. Nov. 16 7:30 PM								
White House (6-4)	34			White House	18					
Fri. Nov. 9 7:30 PM		White House	21							
Hickman Co. (6-4)	14									

Notes:

1988 Class AA Football Playoffs

November 4 - December 3, 1988

Notes: