Columbia Central High School
Boys' Basketball
Columbia, TN

POSTSEASON HISTORY REPORT

GENERATED MAY 23, 2024

Summary

Championship Record: 11-16
Appearances (16): 2010, 2003, 1999, 1998, 1994, 1993, 1992, 1986, 1981, 1973, 1969, 1937, 1927, 1923, 1922, 1921
Finals Appearances/Runners-up (4): 1937, 1992, 1993, 1999

Finals Appearances

Year	Class	Award	Detail
1937		Team Runner-Up	
1992	Class AAA	Team Runner-Up	(33-3)
1993	Class AAA	Team Runner-Up	(29-6)
1999	Class AAA	Team Runner-Up	(35-2)

Awards

Year	Award	Name	Class
1992	Most Valuable Player	Roni Bailey	Class AAA

2010 Class AAA State Boys' Basketball Tournament

March 17 - March 20, 2010 · Murphy Center - MTSU - Murfreesboro, TN

Game 1
Thu. Mar. 18 1:30 PM

Bearden (31-2)	68
Beech (30-4)	52

Game 2
Thu. Mar. 18 3:15 PM

Melrose (34-4)	78
Siegel (24-8)	55

Game 3
Thu. Mar. 18 5:00 PM

Clarksville Northeast (28-2)	85
Dobyns Bennett (22-11)	30

Game 4
Thu. Mar. 18 6:45 PM

White Station (26-8)	77
Columbia (20-10)	57

Game 5
Fri. Mar. 19 5:00 PM

Bearden	57
Melrose	69

Game 6
Fri. Mar. 19 6:45 PM

Clarksville Northeast	62
White Station	74

Game 7
Sat. Mar. 20 6:00 PM

Melrose	75
White Station	70

Melrose

STATE CHAMPION

Official Basketball Box Score
White Station vs Columbia
3/18/10 6:45 PM at Murphy Center (Murfreesboro, TN)

VISITORS: White Station 27-8

##	Player Name		TOT-FG FG-FGA	3-PT FG-FGA	FT-FTA	REBOUNDS OF	DE	TOT	PF	TP	A	TO	BLK	S	MIN
01	Jackson, Joe.....	*	9-17	0-3	4-9	1	8	9	2	22	9	7	0	3	31
04	Burton, Julian.....	*	2-4	0-1	0-0	0	1	1	3	4	2	1	0	0	16
20	Hollins, Andre.....	*	4-10	3-5	2-2	0	4	4	1	13	1	1	1	2	27
44	Miles, Jordan.....	*	2-3	0-0	3-3	2	3	5	1	7	0	0	2	0	16
55	Williams, Marvin....	*	2-7	0-0	0-0	2	4	6	4	4	0	0	2	0	13
00	Thorton, Devin.....		0-0	0-0	0-0	0	1	1	0	0	0	0	0	0	1
02	Bullock, Bandon.....		0-1	0-1	0-0	0	0	0	0	0	0	0	0	0	1
03	Bowman, Michael.....		0-1	0-0	0-0	1	1	2	0	0	0	0	0	0	2
10	White, James.....		0-0	0-0	0-0	0	0	0	0	0	0	0	0	0	1
11	Green, Harry.....		4-7	2-3	1-3	0	3	3	2	11	3	1	0	2	22
14	Gates, Teven.....		0-0	0-0	0-0	0	0	0	0	0	0	1	0	0	2
30	Woodfork, William...		0-0	0-0	0-0	0	0	0	1	0	0	0	0	0	2
33	Johnson, Nino.....		5-8	0-0	6-8	6	5	11	2	16	0	1	3	0	19
40	Tucker, Rodriguez...		0-1	0-0	0-0	0	0	0	0	0	0	1	1	1	7
	TEAM.....														
	Totals.....		28-59	5-13	16-25	12	30	42	16	77	15	13	9	8	160

TOTAL FG% 1st Half: 15-28 53.6% 2nd Half: 13-31 41.9% Game: 47.5% DEADB
3-Pt. FG% 1st Half: 2-7 28.6% 2nd Half: 3-6 50.0% Game: 38.5% REBS
F Throw % 1st Half: 10-16 62.5% 2nd Half: 6-9 66.7% Game: 64.0% 3

HOME TEAM: Columbia 20-11

##	Player Name		TOT-FG FG-FGA	3-PT FG-FGA	FT-FTA	REBOUNDS OF	DE	TOT	PF	TP	A	TO	BLK	S	MIN
10	English, James.....	*	3-14	2-6	3-6	2	2	4	3	11	1	3	0	1	30
20	Harlan, Nathan.....	*	1-3	0-1	0-0	0	1	1	2	2	1	0	0	3	14
21	Parks, Dominique....	*	5-11	0-2	7-10	1	4	5	1	17	2	2	0	1	29
22	Webster, Jarvis.....	*	7-11	0-1	1-2	0	8	8	4	15	1	2	0	2	26
23	Hamlett, Davanta....	*	2-12	0-1	0-0	2	2	4	2	4	1	5	0	1	24
12	Norris, Stan.....		0-0	0-0	0-0	0	0	0	0	0	0	0	0	0	2
24	Matthews, Dominic...		0-0	0-0	0-0	0	0	0	0	0	0	0	0	0	1
30	Goff, TraDarius....		0-3	0-0	0-0	3	3	6	4	0	2	1	0	0	14
31	Pillow, Dedron.....		0-0	0-0	0-0	0	0	0	0	0	0	0	0	0	1
33	Duncan, Cordero.....		0-1	0-0	0-0	1	0	1	1	0	0	0	0	0	2
34	Christmon, Quantez..		4-6	0-0	0-0	2	2	4	4	8	1	2	0	2	13
44	McKissack, Rhyheim..		0-2	0-0	0-0	0	1	1	1	0	0	0	0	0	4
	TEAM.....					3	2	5							
	Totals.....		22-63	2-11	11-18	14	25	39	22	57	9	15	0	10	160

TOTAL FG% 1st Half: 9-26 34.6% 2nd Half: 13-37 35.1% Game: 34.9% DEADB
3-Pt. FG% 1st Half: 2-6 33.3% 2nd Half: 0-5 0.0% Game: 18.2% REBS
F Throw % 1st Half: 9-14 64.3% 2nd Half: 2-4 50.0% Game: 61.1% 4

Officials: Keith Wish, Dewayne Simpson, Keith Shadownes
Technical fouls: White Station-Jackson, Joe. Columbia-None.
Attendance:

Score by Periods	1st	2nd	3rd	4th		Total
White Station.....	19	23	22	13	-	77
Columbia.....	12	17	12	16	-	57

Play-by-Play
White Station vs Columbia
3/18/10 6:45 PM at Murphy Center (Murfreesboro, TN)

1st PERIOD Play-by-Play (Page 1)

HOME TEAM: Columbia	TIME	SCORE	MAR	VISITORS: White Station
GOOD! 3 PTR by English, James	07:53	3-0	H 3	
	07:39			MISSED LAYUP by Miles, Jordan
	07:39			REBOUND (OFF) by Williams, Marvin
	07:36	3-2	H 1	GOOD! LAYUP by Williams, Marvin [PNT]
MISSED JUMPER by English, James	07:29			REBOUND (DEF) by Jackson, Joe
REBOUND (DEF) by Webster, Jarvis	07:18			MISSED 3 PTR by Burton, Julian
MISSED 3 PTR by Parks, Dominique	07:05			REBOUND (DEF) by Jackson, Joe
REBOUND (DEF) by Harlan, Nathan	06:55			MISSED JUMPER by Williams, Marvin
TURNOVR by Hamlett, Davanta	06:36			
STEAL by Hamlett, Davanta	06:31			TURNOVR by Hollins, Andre
	06:31			FOUL by Burton, Julian (P1T1)
GOOD! JUMPER by Parks, Dominique	06:28	5-2	H 3	
ASSIST by Harlan, Nathan	06:28			
REBOUND (DEF) by Webster, Jarvis	06:12			MISSED 3 PTR by Jackson, Joe
MISSED JUMPER by Webster, Jarvis	05:58			REBOUND (DEF) by Hollins, Andre
FOUL by English, James (P1T1)	05:46	5-3	H 2	GOOD! FT SHOT by Jackson, Joe
REBOUND (DEF) by (TEAM)	05:46			MISSED FT SHOT by Jackson, Joe
	05:46			SUB IN : Green, Harry
	05:46			SUB OUT: Miles, Jordan
MISSED 3 PTR by English, James	05:34			REBOUND (DEF) by Jackson, Joe
	05:24	5-6	V 1	GOOD! 3 PTR by Hollins, Andre
	05:24			ASSIST by Jackson, Joe
TURNOVR by Webster, Jarvis	05:04			
	05:03			STEAL by Green, Harry
	05:00	5-8	V 3	GOOD! LAYUP by Jackson, Joe [FB/PNT]
	05:00			ASSIST by Green, Harry
FOUL by Harlan, Nathan (P1T2)	05:00			MISSED FT SHOT by Jackson, Joe
REBOUND (DEF) by Hamlett, Davanta	05:00			
MISSED JUMPER by Parks, Dominique	04:45			REBOUND (DEF) by Williams, Marvin
REBOUND (DEF) by Webster, Jarvis	04:36			MISSED JUMPER by Burton, Julian
GOOD! FT SHOT by Parks, Dominique	04:21	6-8	V 2	FOUL by Williams, Marvin (P1T2)
MISSED FT SHOT by Parks, Dominique	04:21			REBOUND (DEF) by Williams, Marvin
FOUL by Harlan, Nathan (P2T3)	04:09	6-9	V 3	GOOD! FT SHOT by Jackson, Joe
REBOUND (DEF) by Webster, Jarvis	04:09			MISSED FT SHOT by Jackson, Joe
SUB IN : Goff, TraDarius	04:09			
SUB OUT: Harlan, Nathan	04:09			
MISSED LAYUP by Goff, TraDarius	03:53			
REBOUND (OFF) by Hamlett, Davanta	03:53			
MISSED JUMPER by Hamlett, Davanta	03:51			BLOCK by Williams, Marvin
REBOUND (OFF) by (TEAM)	03:49			
GOOD! LAYUP by Webster, Jarvis [PNT]	03:47	8-9	V 1	
ASSIST by Hamlett, Davanta	03:47			
REBOUND (DEF) by English, James	03:25			MISSED JUMPER by Williams, Marvin
MISSED JUMPER by Webster, Jarvis	03:14			REBOUND (DEF) by Williams, Marvin
REBOUND (DEF) by Webster, Jarvis	02:55			MISSED 3 PTR by Jackson, Joe
GOOD! FT SHOT by Parks, Dominique	02:47	9-9	T 1	FOUL by Williams, Marvin (P2T3)
GOOD! FT SHOT by Parks, Dominique	02:47	10-9	H 1	
SUB IN : Christmon, Quantez	02:47			SUB IN : Johnson, Nino
SUB OUT: Webster, Jarvis	02:47			SUB IN : Tucker, Rodriguez
	02:47			SUB OUT: Williams, Marvin
	02:47			SUB OUT: Burton, Julian
FOUL by Christmon, Quantez (P1T4)	02:39			
	02:33			MISSED 3 PTR by Hollins, Andre
	02:33			REBOUND (OFF) by Johnson, Nino
	02:31	10-11	V 1	GOOD! JUMPER by Johnson, Nino [PNT]
GOOD! JUMPER by Christmon, Quantez [PNT]	02:04	12-11	H 1	
FOUL by Goff, TraDarius (P1T5)	01:58			MISSED FT SHOT by Johnson, Nino
	01:58			REBOUND (OFF) by (DEADBALL)
	01:58	12-12	T 2	GOOD! FT SHOT by Johnson, Nino
SUB IN : McKissack, Rhyheim	01:58			
SUB OUT: Parks, Dominique	01:58			
MISSED JUMPER by Hamlett, Davanta	01:47			REBOUND (DEF) by Johnson, Nino
	01:39			MISSED LAYUP by Green, Harry
	01:39			REBOUND (OFF) by Johnson, Nino
	01:37			MISSED JUMPER by Johnson, Nino
	01:37			REBOUND (OFF) by Johnson, Nino
	01:32			TURNOVR by Johnson, Nino
STEAL by Christmon, Quantez	01:31			

TURNOVR by English, James	01:29			
	01:28			STEAL by Green, Harry
	01:25	12-14	V 2	GOOD! LAYUP by Green, Harry [FB/PNT]
MISSED JUMPER by McKissack, Rhyheim	01:12			BLOCK by Johnson, Nino
REBOUND (OFF) by (TEAM)	01:12			
FOUL by Goff, TraDarius (P2T6)	01:12			
TURNOVR by Goff, TraDarius	01:12			
SUB IN : Webster, Jarvis	01:12			SUB IN : Burton, Julian
SUB OUT: Goff, TraDarius	01:12			SUB IN : Miles, Jordan
	01:12			SUB OUT: Green, Harry
	01:12			SUB OUT: Tucker, Rodriguez
	01:02	12-16	V 4	GOOD! LAYUP by Jackson, Joe [PNT]
TURNOVR by Hamlett, Davanta	00:44			STEAL by Hollins, Andre
	00:40	12-18	V 6	GOOD! LAYUP by Jackson, Joe [PNT]
	00:40			ASSIST by Burton, Julian
FOUL by Webster, Jarvis (P1T7)	00:40	12-19	V 7	GOOD! FT SHOT by Jackson, Joe
SUB IN : Parks, Dominique	00:37			
SUB OUT: English, James	00:37			
	00:35			FOUL by Burton, Julian (P2T4)
MISSED JUMPER by Parks, Dominique	00:14			REBOUND (DEF) by Miles, Jordan
REBOUND (DEF) by McKissack, Rhyheim	00:00			MISSED JUMPER by Johnson, Nino

White Station 19, Columbia 12

2nd PERIOD Play-by-Play (Page 1)

HOME TEAM: Columbia	TIME	SCORE	MAR	VISITORS: White Station
SUB IN : Christmon, Quantez	08:00			SUB IN : Johnson, Nino
SUB OUT: Harlan, Nathan	08:00			SUB IN : Green, Harry
	08:00			SUB OUT: Williams, Marvin
	08:00			SUB OUT: Hollins, Andre
	07:51	12-21	V 9	GOOD! JUMPER by Green, Harry [PNT]
FOUL by Christmon, Quantez (P2T8)	07:51			MISSED FT SHOT by Green, Harry
REBOUND (DEF) by Christmon, Quantez	07:51			
TURNOVR by Christmon, Quantez	07:29			
	07:27			STEAL by Jackson, Joe
	07:24	12-23	V 11	GOOD! LAYUP by Burton, Julian [FB/PNT]
TIMEOUT 30sec	07:24			
	07:24			SUB IN : Hollins, Andre
	07:24			SUB OUT: Burton, Julian
GOOD! JUMPER by Hamlett, Davanta	07:06	14-23	V 9	
	06:32	14-25	V 11	GOOD! JUMPER by Jackson, Joe
	06:32			ASSIST by Green, Harry
GOOD! JUMPER by Webster, Jarvis	06:11	16-25	V 9	
	05:54			TURNOVR by Jackson, Joe
STEAL by Christmon, Quantez	05:53			
GOOD! LAYUP by Christmon, Quantez [PNT]	05:44	18-25	V 7	
ASSIST by Parks, Dominique	05:44			
FOUL by Hamlett, Davanta (P1T9)	05:34	18-26	V 8	GOOD! FT SHOT by Hollins, Andre
	05:34	18-27	V 9	GOOD! FT SHOT by Hollins, Andre
MISSED FT SHOT by Parks, Dominique	05:16			FOUL by Johnson, Nino (P1T5)
REBOUND (OFF) by (DEADBALL)	05:16			
GOOD! FT SHOT by Parks, Dominique	05:16	19-27	V 8	
	05:16			SUB IN : Burton, Julian
	05:16			SUB OUT: Miles, Jordan
FOUL by English, James (P2T10)	05:04			MISSED FT SHOT by Johnson, Nino
	05:04			REBOUND (OFF) by (DEADBALL)
	05:04	19-28	V 9	GOOD! FT SHOT by Johnson, Nino
	05:04			SUB IN : Woodfork, William
	05:04			SUB IN : Williams, Marvin
	05:04			SUB OUT: Johnson, Nino
	05:04			SUB OUT: Green, Harry
TURNOVR by Christmon, Quantez	04:57			
	04:43	19-30	V 11	GOOD! JUMPER by Williams, Marvin
	04:43			ASSIST by Hollins, Andre
GOOD! 3 PTR by English, James	04:22	22-30	V 8	
ASSIST by Webster, Jarvis	04:22			
REBOUND (DEF) by Webster, Jarvis	04:03			MISSED 3 PTR by Jackson, Joe
MISSED LAYUP by Christmon, Quantez	03:36			
REBOUND (OFF) by Christmon, Quantez	03:36			
GOOD! FT SHOT by Parks, Dominique	03:36	23-30	V 7	FOUL by Williams, Marvin (P3T6)
GOOD! FT SHOT by Parks, Dominique	03:36	24-30	V 6	
	03:36			SUB IN : Johnson, Nino
	03:36			SUB OUT: Williams, Marvin
	03:16			TURNOVR by Jackson, Joe

STEAL by Webster, Jarvis	03:15			
GOOD! FT SHOT by English, James	03:13	25-30	V 5	FOUL by Woodfork, William (P1T7)
GOOD! FT SHOT by English, James	03:13	26-30	V 4	
	03:13			SUB IN : Green, Harry
	03:13			SUB OUT: Woodfork, William
	03:02	26-32	V 6	GOOD! JUMPER by Hollins, Andre
GOOD! JUMPER by Webster, Jarvis [PNT]	02:50	28-32	V 4	
	02:39	28-35	V 7	GOOD! 3 PTR by Green, Harry
	02:39			ASSIST by Jackson, Joe
MISSED 3 PTR by Hamlett, Davanta	02:18			
REBOUND (OFF) by English, James	02:18			
MISSED LAYUP by English, James	02:09			REBOUND (DEF) by Johnson, Nino
	02:00			MISSED JUMPER by Jackson, Joe
	02:00			REBOUND (OFF) by Johnson, Nino
FOUL by Christmon, Quantez (P3T11)	01:56	28-36	V 8	GOOD! FT SHOT by Johnson, Nino
	01:56	28-37	V 9	GOOD! FT SHOT by Johnson, Nino
SUB IN : Matthews, Dominic	01:56			
SUB OUT: Christmon, Quantez	01:56			
MISSED 3 PTR by Webster, Jarvis	01:24			REBOUND (DEF) by Burton, Julian
	01:17	28-39	V 11	GOOD! DUNK by Jackson, Joe [PNT]
	01:17			ASSIST by Burton, Julian
	01:17			FOUL TECHNCL by Jackson, Joe
MISSED FT SHOT by English, James	01:17			FOUL by Jackson, Joe (P1T8)
REBOUND (OFF) by (DEADBALL)	01:17			
MISSED FT SHOT by English, James	01:17			
REBOUND (OFF) by (DEADBALL)	01:17			
SUB IN : Pillow, Dedron	01:17			
SUB OUT: Matthews, Dominic	01:17			
MISSED JUMPER by Parks, Dominique	00:53			
REBOUND (OFF) by Parks, Dominique	00:53			
GOOD! FT SHOT by Parks, Dominique	00:52	29-39	V 10	FOUL by Green, Harry (P1T9)
MISSED FT SHOT by Parks, Dominique	00:52			REBOUND (DEF) by Jackson, Joe
SUB IN : McKissack, Rhyheim	00:52			
SUB OUT: English, James	00:52			
	00:29	29-41	V 12	GOOD! JUMPER by Jackson, Joe [PNT]
FOUL by Webster, Jarvis (P2T12)	00:29	29-42	V 13	GOOD! FT SHOT by Jackson, Joe
	00:29			SUB IN : Miles, Jordan
	00:29			SUB OUT: Burton, Julian
MISSED JUMPER by Hamlett, Davanta	00:06			REBOUND (DEF) by Johnson, Nino

White Station 42, Columbia 29

3rd PERIOD Play-by-Play (Page 1)

HOME TEAM: Columbia	TIME	SCORE	MAR	VISITORS: White Station
	08:00			SUB IN : Johnson, Nino
	08:00			SUB OUT: Williams, Marvin
MISSED JUMPER by Hamlett, Davanta	07:53			REBOUND (DEF) by Johnson, Nino
	07:45			TURNOVR by Jackson, Joe
STEAL by Harlan, Nathan	07:44			
MISSED LAYUP by Harlan, Nathan	07:41			REBOUND (DEF) by Jackson, Joe
	07:35	29-44	V 15	GOOD! DUNK by Johnson, Nino [FB/PNT]
	07:35			ASSIST by Jackson, Joe
MISSED JUMPER by English, James	07:15			BLOCK by Johnson, Nino
	07:13			REBOUND (DEF) by Jackson, Joe
	07:08			TURNOVR by Jackson, Joe
	06:59			FOUL by Hollins, Andre (P1T1)
MISSED JUMPER by Hamlett, Davanta	06:52			REBOUND (DEF) by Johnson, Nino
	06:47			TURNOVR by Burton, Julian
STEAL by Webster, Jarvis	06:45			
	06:43			FOUL by Johnson, Nino (P2T2)
GOOD! JUMPER by Hamlett, Davanta [PNT]	06:33	31-44	V 13	
FOUL by Hamlett, Davanta (P2T1)	06:22			
	06:19	31-47	V 16	GOOD! 3 PTR by Hollins, Andre
	06:19			ASSIST by Jackson, Joe
MISSED 3 PTR by English, James	06:02			REBOUND (DEF) by Hollins, Andre
FOUL by Webster, Jarvis (P3T2)	05:52	31-48	V 17	GOOD! FT SHOT by Johnson, Nino
	05:52	31-49	V 18	GOOD! FT SHOT by Johnson, Nino
GOOD! LAYUP by Webster, Jarvis [PNT]	05:36	33-49	V 16	
ASSIST by Parks, Dominique	05:36			
SUB IN : Goff, TraDarius	05:13			
SUB IN : Christmon, Quantez	05:13			
SUB OUT: Webster, Jarvis	05:13			
SUB OUT: Hamlett, Davanta	05:13			
	05:10			MISSED 3 PTR by Hollins, Andre

	05:10			REBOUND (OFF) by Johnson, Nino
REBOUND (DEF) by Goff, TraDarius	05:08			MISSED JUMPER by Johnson, Nino
SUB IN : Webster, Jarvis	05:04			
SUB OUT: Harlan, Nathan	05:04			
MISSED JUMPER by English, James	04:55			REBOUND (DEF) by Jackson, Joe
	04:47	33-51	V 18	GOOD! LAYUP by Burton, Julian [PNT]
	04:47			ASSIST by Jackson, Joe
MISSED JUMPER by English, James	04:19			
REBOUND (OFF) by (TEAM)	04:19			
GOOD! JUMPER by Webster, Jarvis [PNT]	04:10	35-51	V 16	
REBOUND (DEF) by Webster, Jarvis	04:01			MISSED JUMPER by Jackson, Joe
	03:50			FOUL by Burton, Julian (P3T3)
	03:50			SUB IN : Green, Harry
	03:50			SUB OUT: Burton, Julian
TURNOVR by Webster, Jarvis	03:38			
	03:30	35-54	V 19	GOOD! 3 PTR by Green, Harry
	03:30			ASSIST by Jackson, Joe
GOOD! JUMPER by Parks, Dominique	03:21	37-54	V 17	
	03:11	37-56	V 19	GOOD! DUNK by Johnson, Nino [PNT]
	03:11			ASSIST by Jackson, Joe
MISSED JUMPER by English, James	03:00			BLOCK by Johnson, Nino
REBOUND (OFF) by English, James	02:58			
GOOD! LAYUP by Christmon, Quantez [PNT]	02:55	39-56	V 17	
ASSIST by English, James	02:55			
FOUL by Duncan, Cordero (P1T3)	02:51			
SUB IN : Hamlett, Davanta	02:51			SUB IN : Tucker, Rodriguez
SUB OUT: Christmon, Quantez	02:51			SUB OUT: Miles, Jordan
	02:41	39-58	V 19	GOOD! LAYUP by Johnson, Nino [PNT]
	02:41			ASSIST by Jackson, Joe
TURNOVR by Hamlett, Davanta	02:16			
	02:15			STEAL by Tucker, Rodriguez
STEAL by Parks, Dominique	02:11			TURNOVR by Tucker, Rodriguez
	02:11			FOUL by Green, Harry (P2T4)
MISSED JUMPER by Goff, TraDarius	02:08			
REBOUND (OFF) by Goff, TraDarius	02:08			
MISSED JUMPER by Hamlett, Davanta	01:59			BLOCK by Hollins, Andre
	01:58			REBOUND (DEF) by Hollins, Andre
	01:54	39-60	V 21	GOOD! LAYUP by Jackson, Joe [FB/PNT]
TIMEOUT TEAM	01:53			
TURNOVR by Hamlett, Davanta	01:40			
REBOUND (DEF) by Hamlett, Davanta	01:40			MISSED JUMPER by Hollins, Andre
TURNOVR by Hamlett, Davanta	01:40			STEAL by Jackson, Joe
	01:40	39-62	V 23	GOOD! DUNK by Jackson, Joe [FB/PNT]
FOUL by English, James (P3T4)	01:06			
TURNOVR by English, James	01:06			
	00:58			MISSED JUMPER by Tucker, Rodriguez
	00:58			REBOUND (OFF) by Johnson, Nino
	00:55	39-64	V 25	GOOD! DUNK by Johnson, Nino [PNT]
MISSED JUMPER by Hamlett, Davanta	00:46			REBOUND (DEF) by Hollins, Andre
FOUL by Webster, Jarvis (P4T5)	00:43			
	00:05			FOUL by Jackson, Joe (P2T5)
	00:05			TURNOVR by Jackson, Joe
SUB IN : McKissack, Rhyheim	00:05			
SUB OUT: Webster, Jarvis	00:05			
GOOD! JUMPER by Parks, Dominique [PNT]	00:00	41-64	V 23	

White Station 64, Columbia 41

4th PERIOD Play-by-Play (Page 1)

HOME TEAM: Columbia	TIME	SCORE	MAR	VISITORS: White Station
SUB IN : McKissack, Rhyheim	08:00			SUB IN : Tucker, Rodriguez
SUB IN : Goff, TraDarius	08:00			SUB IN : Johnson, Nino
SUB OUT: Webster, Jarvis	08:00			SUB IN : Green, Harry
SUB OUT: Harlan, Nathan	08:00			SUB OUT: Williams, Marvin
	08:00			SUB OUT: Burton, Julian
	08:00			SUB OUT: Miles, Jordan
FOUL by Goff, TraDarius (P3T6)	07:51			MISSED FT SHOT by Jackson, Joe
	07:51			REBOUND (OFF) by (DEADBALL)
REBOUND (DEF) by Goff, TraDarius	07:51			MISSED FT SHOT by Jackson, Joe
SUB IN : Christmon, Quantez	07:51			
SUB OUT: Hamlett, Davanta	07:51			
MISSED JUMPER by Parks, Dominique	07:47			REBOUND (DEF) by Green, Harry
	07:42			MISSED DUNK by Jackson, Joe
	07:42			REBOUND (OFF) by Jackson, Joe

REBOUND (DEF) by Parks, Dominique	07:37			MISSED JUMPER by Jackson, Joe
	07:29			SUB IN : Williams, Marvin
	07:29			SUB OUT: Johnson, Nino
MISSED JUMPER by Christmon, Quantez	07:26			BLOCK by Williams, Marvin
	07:24			REBOUND (DEF) by Williams, Marvin
REBOUND (DEF) by Goff, TraDarius	06:59			MISSED 3 PTR by Green, Harry
MISSED JUMPER by McKissack, Rhyheim	06:52			BLOCK by Tucker, Rodriguez
	06:49			REBOUND (DEF) by Green, Harry
FOUL by McKissack, Rhyheim (P1T7)	06:48			MISSED FT SHOT by Green, Harry
REBOUND (DEF) by Christmon, Quantez	06:48			
SUB IN : Harlan, Nathan	06:48			
SUB OUT: McKissack, Rhyheim	06:48			
MISSED 3 PTR by English, James	06:41			
REBOUND (OFF) by Christmon, Quantez	06:41			
GOOD! LAYUP by Christmon, Quantez [PNT]	06:35	43-64	V 21	
	06:19	43-67	V 24	GOOD! 3 PTR by Hollins, Andre
	06:19			ASSIST by Jackson, Joe
MISSED 3 PTR by Harlan, Nathan	06:06			
REBOUND (OFF) by Goff, TraDarius	06:06			
GOOD! LAYUP by Parks, Dominique [PNT]	06:00	45-67	V 22	
ASSIST by Christmon, Quantez	06:00			
TIMEOUT TEAM	05:59			
	05:59			SUB IN : Miles, Jordan
	05:59			SUB OUT: Tucker, Rodriguez
FOUL by Christmon, Quantez (P4T8)	05:51	45-68	V 23	GOOD! FT SHOT by Miles, Jordan
	05:51	45-69	V 24	GOOD! FT SHOT by Green, Harry
SUB IN : Webster, Jarvis	05:51			
SUB OUT: Christmon, Quantez	05:51			
MISSED FT SHOT by English, James	05:37			FOUL by Miles, Jordan (P1T6)
REBOUND (OFF) by (DEADBALL)	05:37			
GOOD! FT SHOT by English, James	05:37	46-69	V 23	
REBOUND (DEF) by Parks, Dominique	05:24			MISSED JUMPER by Hollins, Andre
TURNOVR by Parks, Dominique	05:18			
	05:16			STEAL by Jackson, Joe
FOUL by Goff, TraDarius (P4T9)	05:12	46-70	V 24	GOOD! FT SHOT by Miles, Jordan
	05:12	46-71	V 25	GOOD! FT SHOT by Miles, Jordan
MISSED JUMPER by Goff, TraDarius	04:57			REBOUND (DEF) by Miles, Jordan
	04:51			MISSED LAYUP by Green, Harry
	04:51			REBOUND (OFF) by Miles, Jordan
	04:49	46-73	V 27	GOOD! JUMPER by Miles, Jordan [PNT]
TURNOVR by English, James	04:39			
	04:38			STEAL by Hollins, Andre
REBOUND (DEF) by Parks, Dominique	04:34			MISSED DUNK by Hollins, Andre
GOOD! LAYUP by Webster, Jarvis [PNT]	04:27	48-73	V 25	
ASSIST by Goff, TraDarius	04:27			
REBOUND (DEF) by Webster, Jarvis	04:19			MISSED DUNK by Hollins, Andre
GOOD! JUMPER by Parks, Dominique	04:14	50-73	V 23	
	03:59			TURNOVR by Jackson, Joe
STEAL by Harlan, Nathan	03:58			
MISSED JUMPER by Webster, Jarvis	03:53			REBOUND (DEF) by Green, Harry
STEAL by English, James	03:48			TURNOVR by Green, Harry
FOUL by Parks, Dominique (P1T10)	03:48			
TURNOVR by Parks, Dominique	03:48			
SUB IN : Hamlett, Davanta	03:48			SUB IN : Gates, Teven
SUB OUT: Parks, Dominique	03:48			SUB OUT: Hollins, Andre
REBOUND (DEF) by English, James	03:27			MISSED JUMPER by Williams, Marvin
GOOD! FT SHOT by Webster, Jarvis	03:19	51-73	V 22	FOUL by Williams, Marvin (P4T7)
MISSED FT SHOT by Webster, Jarvis	03:19			REBOUND (DEF) by Jackson, Joe
	03:11			TURNOVR by Jackson, Joe
STEAL by Harlan, Nathan	03:10			
GOOD! LAYUP by Harlan, Nathan [FB/PNT]	03:06	53-73	V 20	
TIMEOUT 30sec	03:04			
	02:51	53-75	V 22	GOOD! JUMPER by Jackson, Joe
	02:51			ASSIST by Green, Harry
MISSED JUMPER by Hamlett, Davanta	02:42			
REBOUND (OFF) by Hamlett, Davanta	02:42			
MISSED JUMPER by Hamlett, Davanta	02:40			BLOCK by Miles, Jordan
REBOUND (OFF) by Goff, TraDarius	02:38			
GOOD! JUMPER by Webster, Jarvis [PNT]	02:33	55-75	V 20	
ASSIST by Goff, TraDarius	02:33			
	02:11			TURNOVR by Gates, Teven
SUB IN : Parks, Dominique	02:11			SUB IN : Bowman, Michael
SUB IN : Duncan, Cordero	02:11			SUB OUT: Gates, Teven
SUB IN : Norris, Stan	02:11			
SUB OUT: Webster, Jarvis	02:11			
SUB OUT: Hamlett, Davanta	02:11			
SUB OUT: Goff, TraDarius	02:11			

MISSED 3 PTR by Parks, Dominique	01:57			REBOUND (DEF) by Bowman, Michael
	01:45			MISSED JUMPER by Bowman, Michael
	01:45			REBOUND (OFF) by Williams, Marvin
	01:43			MISSED JUMPER by Williams, Marvin
	01:43			REBOUND (OFF) by Miles, Jordan
	01:40	55-77	V 22	GOOD! LAYUP by Miles, Jordan [PNT]
MISSED JUMPER by English, James	01:27			BLOCK by Miles, Jordan
REBOUND (OFF) by Duncan, Cordero	01:26			
MISSED JUMPER by Duncan, Cordero	01:24			REBOUND (DEF) by Miles, Jordan
REBOUND (DEF) by (TEAM)	01:16			MISSED JUMPER by Jackson, Joe
	01:10			SUB IN : Bullock, Bandon
	01:10			SUB IN : Thorton, Devin
	01:10			SUB IN : White, James
	01:10			SUB OUT: Jackson, Joe
	01:10			SUB OUT: Miles, Jordan
	01:10			SUB OUT: Green, Harry
MISSED 3 PTR by English, James	00:52			REBOUND (DEF) by Thorton, Devin
	00:27			MISSED JUMPER by Williams, Marvin
	00:27			REBOUND (OFF) by Bowman, Michael
REBOUND (DEF) by Parks, Dominique	00:18			MISSED 3 PTR by Bullock, Bandon
GOOD! LAYUP by English, James [PNT]	00:10	57-77	V 20	

White Station 77, Columbia 57

Official Basketball Box Score -- 1st Half
White Station vs Columbia
3/18/10 6:45 PM at Murphy Center (Murfreesboro, TN)

VISITORS: White Station 27-8

##	Player Name		TOT-FG FG-FGA	3-PT FG-FGA	FT-FTA	REBOUNDS OF	DE	TOT	PF	TP	A	TO	BLK	S	MIN
01	Jackson, Joe.....	*	6-10	0-3	4-7	0	4	4	1	16	2	2	0	1	16
04	Burton, Julian.....	*	1-3	0-1	0-0	0	1	1	2	2	2	0	0	0	12
20	Hollins, Andre.....	*	2-3	1-2	2-2	0	1	1	0	7	1	1	0	1	15
44	Miles, Jordan.....	*	0-1	0-0	0-0	0	1	1	0	0	0	0	0	0	6
55	Williams, Marvin....	*	2-4	0-0	0-0	1	3	4	3	4	0	0	1	0	6
00	Thorton, Devin.....		0-0	0-0	0-0	0	0	0	0	0	0	0	0	0	0
02	Bullock, Bandon.....		0-0	0-0	0-0	0	0	0	0	0	0	0	0	0	0
03	Bowman, Michael.....		0-0	0-0	0-0	0	0	0	0	0	0	0	0	0	0
10	White, James.....		0-0	0-0	0-0	0	0	0	0	0	0	0	0	0	0
11	Green, Harry.....		3-4	1-1	0-1	0	0	0	1	7	2	0	0	2	11
14	Gates, Teven.....		0-0	0-0	0-0	0	0	0	0	0	0	0	0	0	0
30	Woodfork, William...		0-0	0-0	0-0	0	0	0	1	0	0	0	0	0	2
33	Johnson, Nino.....		1-3	0-0	4-6	4	3	7	1	6	0	1	1	0	10
40	Tucker, Rodriguez...		0-0	0-0	0-0	0	0	0	0	0	0	0	0	0	2
	TEAM.....														
	Totals.....		15-28	2-7	10-16	5	13	18	9	42	7	4	2	4	80

TOTAL FG% 1st Half: 15-28 53.6%
3-Pt. FG% 1st Half: 2-7 28.6%
F Throw % 1st Half: 10-16 62.5%

HOME TEAM: Columbia 20-11

##	Player Name		TOT-FG FG-FGA	3-PT FG-FGA	FT-FTA	REBOUNDS OF	DE	TOT	PF	TP	A	TO	BLK	S	MIN
10	English, James.....	*	2-5	2-3	2-4	1	1	2	2	8	0	1	0	0	14
20	Harlan, Nathan.....	*	0-0	0-0	0-0	0	1	1	2	0	1	0	0	0	4
21	Parks, Dominique....	*	1-5	0-1	7-10	1	0	1	0	9	1	0	0	0	15
22	Webster, Jarvis.....	*	3-6	0-1	0-0	0	6	6	2	6	1	1	0	1	14
23	Hamlett, Davanta....	*	1-5	0-1	0-0	1	1	2	1	2	1	2	0	1	16
12	Norris, Stan.....		0-0	0-0	0-0	0	0	0	0	0	0	0	0	0	0
24	Matthews, Dominic...		0-0	0-0	0-0	0	0	0	0	0	0	0	0	0	1
30	Goff, TraDarius....		0-1	0-0	0-0	0	0	0	2	0	0	1	0	0	3
31	Pillow, Dedron.....		0-0	0-0	0-0	0	0	0	0	0	0	0	0	0	1
33	Duncan, Cordero.....		0-0	0-0	0-0	0	0	0	0	0	0	0	0	0	0
34	Christmon, Quantez..		2-3	0-0	0-0	1	1	2	3	4	0	2	0	2	9
44	McKissack, Rhyheim..		0-1	0-0	0-0	0	1	1	0	0	0	0	0	0	3
	TEAM.....					2	1	3							
	Totals.....		9-26	2-6	9-14	6	12	18	12	29	4	7	0	4	80

TOTAL FG% 1st Half: 9-26 34.6%
3-Pt. FG% 1st Half: 2-6 33.3%
F Throw % 1st Half: 9-14 64.3%

Officials: Keith Wish, Dewayne Simpson, Keith Shadownes
Technical fouls: White Station-Jackson, Joe. Columbia-None.
Attendance:

Score by Periods	1st	2nd
White Station.....	19	23
Columbia.....	12	17

Official Basketball Box Score -- 2nd Half
White Station vs Columbia
3/18/10 6:45 PM at Murphy Center (Murfreesboro, TN)

VISITORS: White Station 27-8

##	Player Name		TOT-FG FG-FGA	3-PT FG-FGA	FT-FTA	REBOUNDS OF	DE	TOT	PF	TP	A	TO	BLK	S	MIN
01	Jackson, Joe.....	*	3-7	0-0	0-2	1	4	5	1	6	7	5	0	2	15
04	Burton, Julian.....	*	1-1	0-0	0-0	0	0	0	1	2	0	1	0	0	4
20	Hollins, Andre.....	*	2-7	2-3	0-0	0	3	3	1	6	0	0	1	1	12
44	Miles, Jordan.....	*	2-2	0-0	3-3	2	2	4	1	7	0	0	2	0	10
55	Williams, Marvin....	*	0-3	0-0	0-0	1	1	2	1	0	0	0	1	0	7
00	Thorton, Devin.....		0-0	0-0	0-0	0	1	1	0	0	0	0	0	0	1
02	Bullock, Bandon.....		0-1	0-1	0-0	0	0	0	0	0	0	0	0	0	1
03	Bowman, Michael.....		0-1	0-0	0-0	1	1	2	0	0	0	0	0	0	2
10	White, James.....		0-0	0-0	0-0	0	0	0	0	0	0	0	0	0	1
11	Green, Harry.....		1-3	1-2	1-2	0	3	3	1	4	1	1	0	0	11
14	Gates, Teven.....		0-0	0-0	0-0	0	0	0	0	0	0	1	0	0	2
30	Woodfork, William...		0-0	0-0	0-0	0	0	0	0	0	0	0	0	0	0
33	Johnson, Nino.....		4-5	0-0	2-2	2	2	4	1	10	0	0	2	0	9
40	Tucker, Rodriguez...		0-1	0-0	0-0	0	0	0	0	0	0	1	1	1	5
	TEAM.....														
	Totals.....		13-31	3-6	6-9	7	17	24	7	35	8	9	7	4	80

TOTAL FG% 1st Half: 15-28 53.6% 2nd Half: 13-31 41.9% Game: 47.5%
3-Pt. FG% 1st Half: 2-7 28.6% 2nd Half: 3-6 50.0% Game: 38.5%
F Throw % 1st Half: 10-16 62.5% 2nd Half: 6-9 66.7% Game: 64.0%

HOME TEAM: Columbia 20-11

##	Player Name		TOT-FG FG-FGA	3-PT FG-FGA	FT-FTA	REBOUNDS OF	DE	TOT	PF	TP	A	TO	BLK	S	MIN
10	English, James.....	*	1-9	0-3	1-2	1	1	2	1	3	1	2	0	1	16
20	Harlan, Nathan.....	*	1-3	0-1	0-0	0	0	0	0	2	0	0	0	3	10
21	Parks, Dominique....	*	4-6	0-1	0-0	0	4	4	1	8	1	2	0	1	14
22	Webster, Jarvis.....	*	4-5	0-0	1-2	0	2	2	2	9	0	1	0	1	12
23	Hamlett, Davanta....	*	1-7	0-0	0-0	1	1	2	1	2	0	3	0	0	8
12	Norris, Stan.....		0-0	0-0	0-0	0	0	0	0	0	0	0	0	0	2
24	Matthews, Dominic...		0-0	0-0	0-0	0	0	0	0	0	0	0	0	0	0
30	Goff, TraDarius....		0-2	0-0	0-0	3	3	6	2	0	2	0	0	0	11
31	Pillow, Dedron.....		0-0	0-0	0-0	0	0	0	0	0	0	0	0	0	0
33	Duncan, Cordero.....		0-1	0-0	0-0	1	0	1	1	0	0	0	0	0	2
34	Christmon, Quantez..		2-3	0-0	0-0	1	1	2	1	4	1	0	0	0	4
44	McKissack, Rhyheim..		0-1	0-0	0-0	0	0	0	1	0	0	0	0	0	1
	TEAM.....					1	1	2							
	Totals.....		13-37	0-5	2-4	8	13	21	10	28	5	8	0	6	80

TOTAL FG% 1st Half: 9-26 34.6% 2nd Half: 13-37 35.1% Game: 34.9%
3-Pt. FG% 1st Half: 2-6 33.3% 2nd Half: 0-5 0.0% Game: 18.2%
F Throw % 1st Half: 9-14 64.3% 2nd Half: 2-4 50.0% Game: 61.1%

Officials: Keith Wish, Dewayne Simpson, Keith Shadownes
Technical fouls: White Station-Jackson, Joe. Columbia-None.
Attendance:

Score by Periods	1st	2nd	3rd	4th
White Station.....	19	23	22	13
Columbia.....	12	17	12	16

White Station vs Columbia (3/18/10 - Period 4 00:00)

POINTS OFF TURNOVERS	1	2	3	4	-	Tot
White Station.....	9	4	7	2	-	22
Columbia.....	2	4	4	2	-	12

POINTS IN PAINT	1	2	3	4	-	Tot
White Station.....	12	8	14	4	-	38
Columbia.....	4	4	10	12	-	30

2ND CHANCE POINTS	1	2	3	4	-	Tot
White Station.....	4	2	2	4	-	12
Columbia.....	2	3	4	6	-	15

FAST BREAK POINTS	1	2	3	4	-	Tot
White Station.....	4	2	6	0	-	12
Columbia.....	0	0	0	2	-	2

BENCH POINTS	1	2	3	4	-	Tot
White Station.....	5	8	13	1	-	27
Columbia.....	2	2	2	2	-	8

SCORE TIED BY	1	2	3	4	-	Tot
White Station.....	1	0	0	0	-	1
Columbia.....	1	0	0	0	-	1

LEAD GAINED BY	1	2	3	4	-	Tot
White Station.....	3	0	0	0	-	3
Columbia.....	2	0	0	0	-	2

2003 Class AAA State Boys' Basketball Tournament

March 19 - March 22, 2003 · Murphy Center - MTSU - Murfreesboro, TN

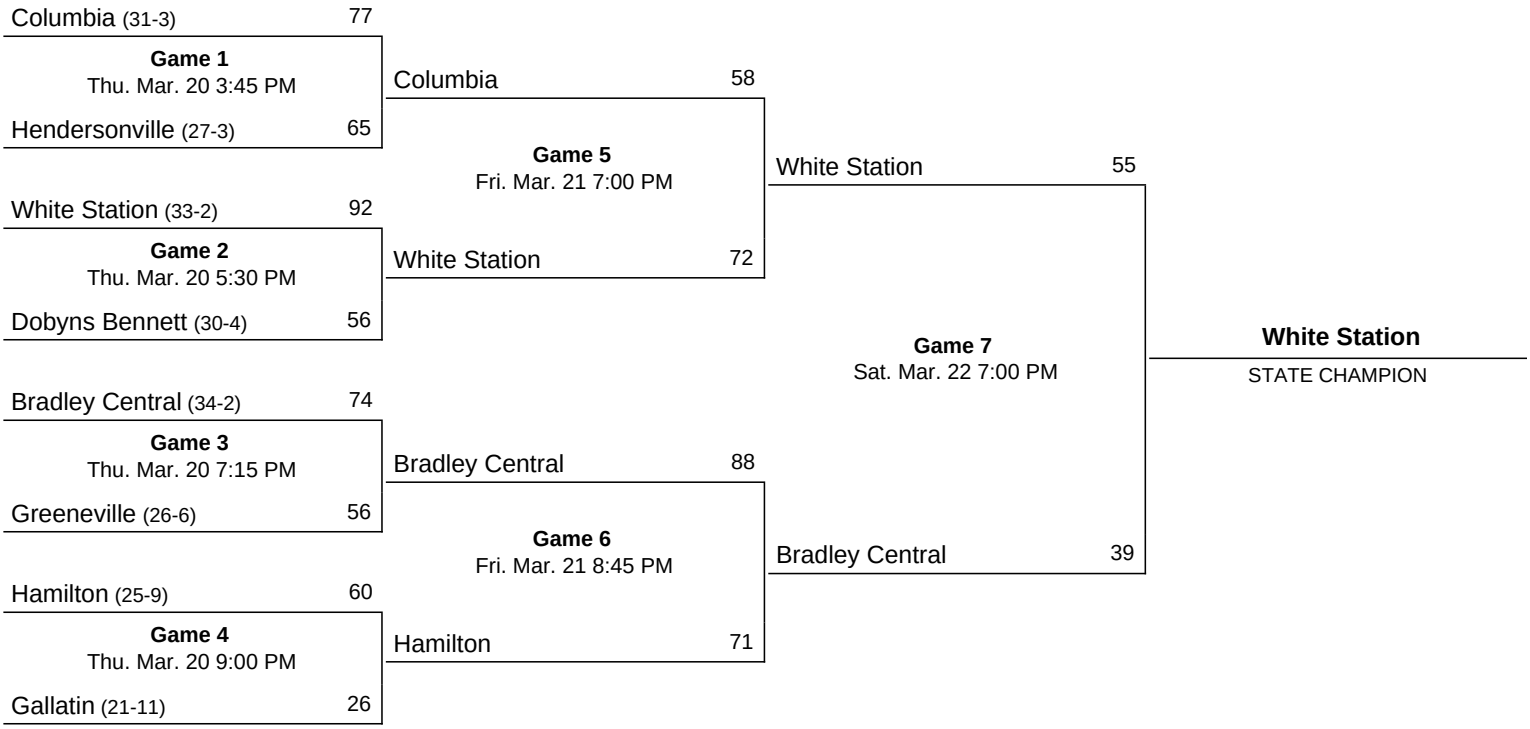

Official Basketball Box Score
Hendersonville Commandos vs Columbia Lions
03/20/03 3:45 p.m. at Murfreesboro, Tenn. - Murphy Center

VISITORS: Hendersonville Commandos 27-4

##	Player Name		TOT-FG FG-FGA	3-PT FG-FGA	FT-FTA	REBOUNDS OF	DE	TOT	PF	TP	A	TO	BLK	S	MIN
05	Bayles, Anthony.....	*	2-8	0-5	0-0	1	1	2	5	4	3	4	0	4	27
22	Bostie, ben.....	*	7-11	2-5	2-4	4	1	5	3	18	2	1	0	0	31
24	Wicke, Andy.....	*	8-14	7-11	4-7	0	3	3	5	27	6	6	1	0	31
34	Springer, Ryan.....	*	0-1	0-0	0-0	0	4	4	5	0	1	1	0	0	11
45	Jenkins, Derrick....	*	2-5	0-0	4-4	1	8	9	3	8	0	2	1	0	29
20	Warren, Will.....		0-1	0-1	0-0	0	0	0	0	0	0	0	0	0	0+
23	Hubert, Mitchel.....		1-1	1-1	0-0	0	0	0	0	3	0	1	0	0	1
30	Ricketts, Carey.....		0-3	0-1	0-0	0	0	0	0	0	2	2	0	0	7
32	Hubert, Michael.....		0-0	0-0	0-0	1	1	2	0	0	0	0	0	0	0+
33	Sawyer, Edward.....		0-0	0-0	0-0	0	0	0	0	0	0	0	0	0	0+
42	Patton, David.....		1-2	0-1	3-4	0	2	2	5	5	1	1	0	0	23
	TEAM.....						2	2							
	Totals.....		21-46	10-25	13-19	7	22	29	26	65	15	18	2	4	160

TOTAL FG% 1st Half: 12-26 46.2% 2nd Half: 9-20 45.0% Game: 45.7% DEADB
3-Pt. FG% 1st Half: 4-13 30.8% 2nd Half: 6-12 50.0% Game: 40.0% REBS
F Throw % 1st Half: 1-2 50.0% 2nd Half: 12-17 70.6% Game: 68.4% 3

HOME TEAM: Columbia Lions 32-3

##	Player Name		TOT-FG FG-FGA	3-PT FG-FGA	FT-FTA	REBOUNDS OF	DE	TOT	PF	TP	A	TO	BLK	S	MIN
10	Brown, Jeremy.....	*	4-8	2-5	2-4	1	3	4	2	12	2	3	0	1	31
12	Walker, Zac.....	*	6-8	1-2	1-2	0	2	2	2	14	1	1	0	1	20
20	Williams, Wadale....	*	5-16	1-8	9-14	0	6	6	1	20	2	5	0	5	31
24	Gray, Steve.....	*	3-7	0-1	5-5	4	5	9	0	11	1	1	0	1	31
30	Sparkman, Fred.....	*	1-3	0-0	0-1	3	4	7	3	2	1	3	1	2	27
05	Wood, Quinton.....		0-0	0-0	0-0	0	0	0	0	0	0	0	0	0	0+
14	Childress, Cedrick..		2-3	1-2	9-10	1	0	1	5	14	0	0	0	0	11
23	Enyard, Alston.....		0-0	0-0	0-0	0	0	0	0	0	0	0	0	0	0+
33	String, Coty.....		0-0	0-0	0-0	1	0	1	0	0	0	1	0	0	0+
42	Richard, Tony.....		0-0	0-0	0-0	0	0	0	0	0	0	0	0	0	0+
44	English, Courtney...		2-2	0-0	0-0	1	0	1	1	4	0	0	0	0	9
	TEAM.....						1	1							
	Totals.....		23-47	5-18	26-36	11	21	32	14	77	7	14	1	10	160

TOTAL FG% 1st Half: 9-19 47.4% 2nd Half: 14-28 50.0% Game: 48.9% DEADB
3-Pt. FG% 1st Half: 3-9 33.3% 2nd Half: 2-9 22.2% Game: 27.8% REBS
F Throw % 1st Half: 4-4 100 % 2nd Half: 22-32 68.8% Game: 72.2% 1

Officials:
Technical fouls: Hendersonville Commandos-None. Columbia Lions-None.
Attendance:

Score by Periods	1st	2nd	3rd	4th		Total
Hendersonville Commandos.....	11	18	16	20	-	65
Columbia Lions.....	15	10	21	31	-	77

Points in the paint-HENHS 22,COLHS 28. Points off turnovers-HENHS 12,COLHS 27.
2nd chance points-HENHS 7,COLHS 8. Fast break points-HENHS 0,COLHS 4.
Bench points-HENHS 8,COLHS 18. Score tied-4 times. Lead changes-6 times.

Play-By-Play
Hendersonville Commandos vs Columbia Lions
03/20/03 3:45 p.m. at Murfreesboro, Tenn. - Murphy Center

1st PERIOD Play-by-Play (Page 1)

HOME TEAM: Columbia Lions	TIME	SCORE	MAR	VISITORS: Hendersonville Comma
	07:47			MISSED JUMPER by Jenkins, Derrick
REBOUND (DEF) by Gray, Steve	07:32			
GOOD! LAYUP by Walker, Zac	07:31	2-0	H 2	
	07:24			MISSED LAYUP by Wicke, Andy
REBOUND (DEF) by Gray, Steve	07:24			
MISSED 3 PTR by Williams, Wadale	07:18			
	07:18			REBOUND (DEF) by Springer, Ryan
	06:38			MISSED JUMPER by Jenkins, Derrick
	06:38			REBOUND (OFF) by Bostie, ben
	06:33	2-3	V 1	GOOD! 3 PTR by Wicke, Andy
	06:33			ASSIST by Bostie, ben
MISSED LAYUP by Walker, Zac	06:15			
	06:15			REBOUND (DEF) by Springer, Ryan
	06:05			MISSED 3 PTR by Wicke, Andy
REBOUND (DEF) by Brown, Jeremy	06:05			
GOOD! 3 PTR by Brown, Jeremy	05:38	5-3	H 2	
ASSIST by Sparkman, Fred	05:38			
	05:23			MISSED 3 PTR by Bostie, ben
REBOUND (DEF) by Walker, Zac	05:23			
	05:11			FOUL by Springer, Ryan
TURNOVR by Sparkman, Fred	05:10			
	05:08			STEAL by Bayles, Anthony
	04:58			MISSED JUMPER by Jenkins, Derrick
BLOCK by Sparkman, Fred	04:58			
REBOUND (DEF) by Walker, Zac	04:56			
MISSED 3 PTR by Gray, Steve	04:42			
	04:42			REBOUND (DEF) by Bayles, Anthony
	04:34			MISSED LAYUP by Wicke, Andy
REBOUND (DEF) by Williams, Wadale	04:34			
	04:33			FOUL by Springer, Ryan
GOOD! JUMPER by Gray, Steve	04:10	7-3	H 4	
	03:58	7-5	H 2	GOOD! LAYUP by Bostie, ben
	03:58			ASSIST by Wicke, Andy
TURNOVR by Walker, Zac	03:39			
	03:38			STEAL by Bayles, Anthony
	03:35	7-7	T 1	GOOD! LAYUP by Bostie, ben
	03:17			FOUL by Jenkins, Derrick
GOOD! FT SHOT by Gray, Steve	03:17	8-7	H 1	
GOOD! FT SHOT by Gray, Steve	03:17	9-7	H 2	
FOUL by Sparkman, Fred	03:09			
	02:58			TURNOVR by Ricketts, Carey
GOOD! 3 PTR by Childress, Cedrick	02:46	12-7	H 5	
	02:29			MISSED 3 PTR by Bostie, ben
REBOUND (DEF) by Sparkman, Fred	02:29			
TURNOVR by Williams, Wadale	02:22			
	02:13	12-9	H 3	GOOD! LAYUP by Jenkins, Derrick
	02:13			ASSIST by Patton, David
MISSED 3 PTR by Williams, Wadale	01:47			
	01:47			REBOUND (DEF) by Jenkins, Derrick
	01:26			MISSED 3 PTR by Patton, David
REBOUND (DEF) by Williams, Wadale	01:26			
GOOD! 3 PTR by Brown, Jeremy	01:16	15-9	H 6	
ASSIST by Williams, Wadale	01:16			
FOUL by Brown, Jeremy	01:01			
	00:51			MISSED 3 PTR by Bayles, Anthony
	00:51			REBOUND (OFF) by Bostie, ben
	00:44	15-11	H 4	GOOD! LAYUP by Bostie, ben
	00:28			FOUL by Bostie, ben
TURNOVR by Brown, Jeremy	00:06			

Columbia Lions 15, Hendersonville Commandos 11

1st period-only	InPaint	Pts-T/O	2nd-Chc	FastBrk	BnchPts	Ties	Leads
Hendersonville Comma	8	4	5	0	0	1	1
Columbia Lions	2	3	0	2	3	0	1

2nd PERIOD Play-by-Play (Page 1)

HOME TEAM: Columbia Lions	TIME	SCORE	MAR	VISITORS: Hendersonville Comma
MISSED JUMPER by Gray, Steve	07:35			
	07:34			REBOUND (DEF) by Jenkins, Derrick
	07:33	15-13	H 2	GOOD! LAYUP by Patton, David
	07:32			ASSIST by Wicke, Andy
	07:31			FOUL by Wicke, Andy
	07:20			FOUL by Wicke, Andy
GOOD! FT SHOT by Childress, Cedrick	07:20	16-13	H 3	
GOOD! FT SHOT by Childress, Cedrick	07:20	17-13	H 4	
	07:14	17-15	H 2	GOOD! LAYUP by Bayles, Anthony
	07:14			ASSIST by Wicke, Andy
GOOD! JUMPER by Walker, Zac	06:53	19-15	H 4	
	06:39	19-18	H 1	GOOD! 3 PTR by Wicke, Andy
	06:39			ASSIST by Ricketts, Carey
MISSED JUMPER by Williams, Wadale	06:26			
	06:26			REBOUND (DEF) by Jenkins, Derrick
	06:16	19-21	V 2	GOOD! 3 PTR by Wicke, Andy
	06:16			ASSIST by Bayles, Anthony
TURNOVR by Sparkman, Fred	05:44			
	05:23	19-24	V 5	GOOD! 3 PTR by Wicke, Andy
	05:23			ASSIST by Bayles, Anthony
TURNOVR by Brown, Jeremy	05:09			
TIMEOUT 30sec	04:45			
	04:10			MISSED 3 PTR by Bayles, Anthony
REBOUND (DEF) by Brown, Jeremy	04:10			
	04:08			FOUL by Patton, David
GOOD! JUMPER by Childress, Cedrick	03:55	21-24	V 3	
	03:44			MISSED 3 PTR by Bostie, ben
	03:44			REBOUND (OFF) by Bayles, Anthony
	03:39			TURNOVR by Bayles, Anthony
STEAL by Gray, Steve	03:37			
GOOD! DUNK by Sparkman, Fred	03:33	23-24	V 1	
ASSIST by Brown, Jeremy	03:33			
FOUL by Childress, Cedrick	03:25			
FOUL by Childress, Cedrick	03:15			
	03:15			MISSED FT SHOT by Patton, David
	03:15			REBOUND (OFF) by (DEADBALL)
	03:15	23-25	V 2	GOOD! FT SHOT by Patton, David
TURNOVR by Williams, Wadale	03:14			
	03:03			MISSED 3 PTR by Wicke, Andy
	03:03			REBOUND (OFF) by Bostie, ben
	02:56	23-27	V 4	GOOD! LAYUP by Bostie, ben
MISSED 3 PTR by Walker, Zac	02:48			
	02:48			REBOUND (DEF) by Patton, David
	02:31			TURNOVR by Wicke, Andy
MISSED 3 PTR by Brown, Jeremy	02:14			
REBOUND (OFF) by Sparkman, Fred	02:14			
MISSED JUMPER by Sparkman, Fred	02:03			
	02:03			REBOUND (DEF) by (TEAM)
	01:37			TURNOVR by Jenkins, Derrick
GOOD! LAYUP by Williams, Wadale	01:24	25-27	V 2	
ASSIST by Gray, Steve	01:24			
	01:13			MISSED 3 PTR by Bayles, Anthony
REBOUND (DEF) by Gray, Steve	01:13			
MISSED 3 PTR by Williams, Wadale	01:04			
REBOUND (OFF) by Gray, Steve	01:04			
TURNOVR by Williams, Wadale	00:55			
	00:00	25-29	V 4	GOOD! LAYUP by Wicke, Andy

Hendersonville Commandos 29, Columbia Lions 25

2nd period-only	InPaint	Pts-T/O	2nd-Chc	FastBrk	BnchPts	Ties	Leads
Hendersonville Comma	8	7	2	0	3	0	1
Columbia Lions	8	4	0	0	4	0	0

3rd PERIOD Play-by-Play (Page 1)

HOME TEAM: Columbia Lions	TIME	SCORE	MAR	VISITORS: Hendersonville Comma
	07:46			MISSED LAYUP by Springer, Ryan
REBOUND (DEF) by Sparkman, Fred	07:46			
TURNOVR by Brown, Jeremy	07:38			
	07:28			TURNOVR by Wicke, Andy
STEAL by Williams, Wadale	07:27			
MISSED JUMPER by Williams, Wadale	07:22			
REBOUND (OFF) by Gray, Steve	07:22			
MISSED JUMPER by Gray, Steve	07:10			
REBOUND (OFF) by Gray, Steve	07:10			
GOOD! LAYUP by Gray, Steve	07:10	27-29	V 2	
FOUL by Sparkman, Fred	07:03			
	07:03	27-30	V 3	GOOD! FT SHOT by Jenkins, Derrick
	07:03	27-31	V 4	GOOD! FT SHOT by Jenkins, Derrick
GOOD! 3 PTR by Williams, Wadale	06:52	30-31	V 1	
ASSIST by Brown, Jeremy	06:52			
	06:37			MISSED 3 PTR by Bayles, Anthony
REBOUND (DEF) by Gray, Steve	06:37			
MISSED 3 PTR by Brown, Jeremy	06:17			
REBOUND (OFF) by Sparkman, Fred	06:17			
MISSED 3 PTR by Williams, Wadale	06:12			
	06:12			REBOUND (DEF) by Springer, Ryan
	05:58			MISSED 3 PTR by Wicke, Andy
REBOUND (DEF) by Sparkman, Fred	05:58			
FOUL by Sparkman, Fred	05:44			
TURNOVR by Sparkman, Fred	05:44			
	05:37			TURNOVR by Springer, Ryan
STEAL by Brown, Jeremy	05:34			
	05:32			FOUL by Springer, Ryan
GOOD! FT SHOT by Brown, Jeremy	05:32	31-31	T 2	
MISSED FT SHOT by Brown, Jeremy	05:32			
	05:32			REBOUND (DEF) by Jenkins, Derrick
	05:31			TURNOVR by Jenkins, Derrick
MISSED JUMPER by Williams, Wadale	05:18			
	05:18			BLOCK by Wicke, Andy
REBOUND (OFF) by String, Coty	05:07			
TURNOVR by String, Coty	05:07			
	05:07			STEAL by Bayles, Anthony
FOUL by Brown, Jeremy	05:07			
	05:07			MISSED FT SHOT by Bostie, ben
	05:07			REBOUND (OFF) by (DEADBALL)
	05:07	31-32	V 1	GOOD! FT SHOT by Bostie, ben
MISSED 3 PTR by Williams, Wadale	05:06			
REBOUND (OFF) by English, Courtney	05:06			
	05:02			FOUL by Patton, David
MISSED JUMPER by Williams, Wadale	04:57			
REBOUND (OFF) by Brown, Jeremy	04:57			
	04:53			FOUL by Wicke, Andy
GOOD! FT SHOT by Gray, Steve	04:53	32-32	T 3	
GOOD! FT SHOT by Gray, Steve	04:53	33-32	H 1	
	04:45	33-34	V 1	GOOD! LAYUP by Jenkins, Derrick
	04:45			ASSIST by Bostie, ben
MISSED 3 PTR by Childress, Cedrick	04:18			
	04:18			REBOUND (DEF) by Jenkins, Derrick
	04:12	33-36	V 3	GOOD! LAYUP by Bostie, ben
	04:12			ASSIST by Wicke, Andy
GOOD! JUMPER by Gray, Steve	03:51	35-36	V 1	
	03:51			FOUL by Jenkins, Derrick
GOOD! FT SHOT by Gray, Steve	03:51	36-36	T 4	
FOUL by English, Courtney	03:35			
	03:35	36-37	V 1	GOOD! FT SHOT by Patton, David
	03:35	36-38	V 2	GOOD! FT SHOT by Patton, David
TURNOVR by Gray, Steve	03:15			
	03:03			FOUL by Sluder, Michael

	02:57			MISSED 3 PTR by Wicke, Andy
REBOUND (DEF) by (TEAM)	02:57			
MISSED 3 PTR by Williams, Wadale	02:45			
	02:45			REBOUND (DEF) by Wicke, Andy
	02:38	36-40	V 4	GOOD! LAYUP by Bayles, Anthony
	02:38			ASSIST by Wicke, Andy
GOOD! JUMPER by English, Courtney	02:26	38-40	V 2	
ASSIST by Williams, Wadale	02:26			
	02:17	38-43	V 5	GOOD! 3 PTR by Bostie, ben
	02:17			ASSIST by Wicke, Andy
TIMEOUT 30sec	02:07			
GOOD! JUMPER by Williams, Wadale	02:03	40-43	V 3	
FOUL by Childress, Cedrick	01:51			
	01:51			MISSED FT SHOT by Wicke, Andy
	01:51			REBOUND (OFF) by (DEADBALL)
	01:51	40-44	V 4	GOOD! FT SHOT by Wicke, Andy
MISSED 3 PTR by Brown, Jeremy	01:44			
	01:44			REBOUND (DEF) by Wicke, Andy
FOUL by Walker, Zac	01:22			
	01:22	40-45	V 5	GOOD! FT SHOT by Bostie, ben
	01:22			MISSED FT SHOT by Bostie, ben
REBOUND (DEF) by Williams, Wadale	01:22			
TURNOVR by Williams, Wadale	01:18			
	01:06			TURNOVR by Wicke, Andy
STEAL by Williams, Wadale	01:05			
GOOD! LAYUP by Williams, Wadale	01:02	42-45	V 3	
FOUL by Childress, Cedrick	00:46			
	00:46			MISSED FT SHOT by Wicke, Andy
	00:46			REBOUND (OFF) by Jenkins, Derrick
	00:17			TURNOVR by Bayles, Anthony
STEAL by Walker, Zac	00:16			
GOOD! LAYUP by Walker, Zac	00:14	44-45	V 1	
	00:05			FOUL by Bostie, ben
	00:05			TURNOVR by Bostie, ben
GOOD! JUMPER by Brown, Jeremy	00:02	46-45	H 1	

Columbia Lions 46, Hendersonville Commandos 45

3rd period-only	InPaint	Pts-T/O	2nd-Chc	FastBrk	BnchPts	Ties	Leads
Hendersonville Comma	6	1	0	0	2	0	1
Columbia Lions	8	9	4	0	2	3	2

4th PERIOD Play-by-Play (Page 1)

HOME TEAM: Columbia Lions	TIME	SCORE	MAR	VISITORS: Hendersonville Comma
MISSED JUMPER by Brown, Jeremy	07:58			
	07:58			REBOUND (DEF) by Patton, David
	07:45			TURNOVR by Wicke, Andy
STEAL by Sparkman, Fred	07:44			
GOOD! 3 PTR by Walker, Zac	06:56	49-45	H 4	
	06:37			MISSED 3 PTR by Bayles, Anthony
REBOUND (DEF) by Brown, Jeremy	06:37			
MISSED 3 PTR by Williams, Wadale	06:09			
REBOUND (OFF) by Gray, Steve	06:09			
	06:07			FOUL by Patton, David
GOOD! JUMPER by Walker, Zac	06:04	51-45	H 6	
	05:56			TIMEOUT 30sec
	05:44			TURNOVR by Wicke, Andy
MISSED JUMPER by Sparkman, Fred	05:29			
REBOUND (OFF) by Sparkman, Fred	05:29			
	05:27			FOUL by Jenkins, Derrick
MISSED FT SHOT by Sparkman, Fred	05:27			
	05:27			REBOUND (DEF) by Jenkins, Derrick
	05:15			TURNOVR by Bayles, Anthony
GOOD! JUMPER by Walker, Zac	05:00	53-45	H 8	
	04:48			TURNOVR by Ricketts, Carey
STEAL by Williams, Wadale	04:47			
GOOD! LAYUP by Williams, Wadale	04:43	55-45	H 10	
	04:32			MISSED 3 PTR by Ricketts, Carey

REBOUND (DEF) by Sparkman, Fred	04:32			
	04:04			FOUL by Wicke, Andy
GOOD! FT SHOT by Williams, Wadale	04:04	56-45	H 11	
MISSED FT SHOT by Williams, Wadale	04:04			
	04:04			REBOUND (DEF) by Springer, Ryan
	03:51			TURNOVR by Bayles, Anthony
STEAL by Sparkman, Fred	03:50			
MISSED JUMPER by Gray, Steve	03:28			
	03:28			BLOCK by Jenkins, Derrick
	03:16			REBOUND (DEF) by Wicke, Andy
FOUL by Walker, Zac	03:16			
	03:16	56-46	H 10	GOOD! FT SHOT by Wicke, Andy
	03:16			MISSED FT SHOT by Wicke, Andy
REBOUND (DEF) by Gray, Steve	03:16			
TIMEOUT TEAM	03:09			
	03:02			FOUL by Wicke, Andy
GOOD! FT SHOT by Williams, Wadale	03:02	57-46	H 11	
MISSED FT SHOT by Williams, Wadale	03:02			
	03:02			REBOUND (DEF) by Jenkins, Derrick
	02:52			TURNOVR by Wicke, Andy
STEAL by Williams, Wadale	02:41			
	02:41			FOUL by Springer, Ryan
GOOD! FT SHOT by Williams, Wadale	02:41	58-46	H 12	
MISSED FT SHOT by Williams, Wadale	02:41			
	02:41			REBOUND (DEF) by (TEAM)
	02:30	58-49	H 9	GOOD! 3 PTR by Wicke, Andy
GOOD! LAYUP by Brown, Jeremy	02:30	60-49	H 11	
FOUL by Williams, Wadale	02:28			
	02:14	60-50	H 10	GOOD! FT SHOT by Wicke, Andy
	02:12	60-51	H 9	GOOD! FT SHOT by Wicke, Andy
	02:08			FOUL by Bayles, Anthony
GOOD! FT SHOT by Brown, Jeremy	02:08	61-51	H 10	
MISSED FT SHOT by Brown, Jeremy	02:08			
REBOUND (OFF) by Childress, Cedrick	02:08			
	02:06			FOUL by Bayles, Anthony
GOOD! FT SHOT by Childress, Cedrick	02:06	62-51	H 11	
GOOD! FT SHOT by Childress, Cedrick	02:06	63-51	H 12	
	02:04	63-54	H 9	GOOD! 3 PTR by Bostie, ben
	02:04			ASSIST by Springer, Ryan
	01:51			FOUL by Springer, Ryan
GOOD! FT SHOT by Walker, Zac	01:51	64-54	H 10	
MISSED FT SHOT by Walker, Zac	01:51			
	01:51			REBOUND (DEF) by Bostie, ben
	01:35	64-57	H 7	GOOD! 3 PTR by Wicke, Andy
	01:35			ASSIST by Bayles, Anthony
	01:20			FOUL by Bayles, Anthony
GOOD! FT SHOT by Childress, Cedrick	01:20	65-57	H 8	
GOOD! FT SHOT by Childress, Cedrick	01:20	66-57	H 9	
	01:20	66-60	H 6	GOOD! 3 PTR by Wicke, Andy
	01:18			FOUL by Bayles, Anthony
GOOD! FT SHOT by Childress, Cedrick	01:10	67-60	H 7	
GOOD! FT SHOT by Childress, Cedrick	01:10	68-60	H 8	
	01:02			TURNOVR by Patton, David
	01:02			FOUL by Bostie, ben
GOOD! FT SHOT by Childress, Cedrick	01:02	69-60	H 9	
MISSED FT SHOT by Childress, Cedrick	01:02			
	01:02			REBOUND (DEF) by Jenkins, Derrick
FOUL by Childress, Cedrick	00:53			
	00:53	69-61	H 8	GOOD! FT SHOT by Jenkins, Derrick
	00:53	69-62	H 7	GOOD! FT SHOT by Jenkins, Derrick
TURNOVR by Williams, Wadale	00:53			
	00:53			STEAL by Bayles, Anthony
	00:53			MISSED LAYUP by Bayles, Anthony
	00:53			REBOUND (OFF) by Bostie, ben
	00:53			MISSED JUMPER by Bostie, ben
REBOUND (DEF) by Williams, Wadale	00:53			
	00:49			FOUL by Bayles, Anthony
MISSED FT SHOT by Williams, Wadale	00:31			
REBOUND (OFF) by (DEADBALL)	00:31			
GOOD! FT SHOT by Williams, Wadale	00:31	70-62	H 8	
TIMEOUT TEAM	00:31			

	00:31			TURNOVR by Hubert, Mitchel
STEAL by Williams, Wadale	00:31			
	00:31			FOUL by Wicke, Andy
GOOD! FT SHOT by Williams, Wadale	00:31	71-62	H 9	
GOOD! FT SHOT by Williams, Wadale	00:31	72-62	H 10	
	00:31	72-65	H 7	GOOD! 3 PTR by Hubert, Mitchel
	00:31			ASSIST by Ricketts, Carey
	00:31			TIMEOUT TEAM
GOOD! LAYUP by English, Courtney	00:26	74-65	H 9	
ASSIST by Walker, Zac	00:26			
	00:17			MISSED JUMPER by Ricketts, Carey
REBOUND (DEF) by Williams, Wadale	00:17			
	00:14			FOUL by Patton, David
GOOD! FT SHOT by Williams, Wadale	00:14	75-65	H 10	
GOOD! FT SHOT by Williams, Wadale	00:14	76-65	H 11	
	00:11			MISSED LAYUP by Ricketts, Carey
REBOUND (DEF) by Williams, Wadale	00:11			
	00:08			FOUL by Patton, David
GOOD! FT SHOT by Williams, Wadale	00:08	77-65	H 12	
MISSED FT SHOT by Williams, Wadale	00:08			
	00:08			REBOUND (DEF) by Hubert, Michael
	00:02			MISSED 3 PTR by Warren, Will
	00:02			REBOUND (OFF) by Hubert, Michael

Columbia Lions 77, Hendersonville Commandos 65

4th period-only	InPaint	Pts-T/O	2nd-Chc	FastBrk	BnchPts	Ties	Leads
Hendersonville Comma	0	0	0	0	3	0	0
Columbia Lions	10	11	4	2	9	0	0

Hendersonville Commandos vs Columbia Lions (03/20/03 - Period 4 00:00)

POINTS OFF TURNOVERS	1	2	3	4	- Tot
Hendersonville Commandos	4	7	1	0	- 12
Columbia Lions.....	3	4	9	11	- 27

POINTS IN PAINT	1	2	3	4	- Tot
Hendersonville Commandos	8	8	6	0	- 22
Columbia Lions.....	2	8	8	10	- 28

2ND CHANCE POINTS	1	2	3	4	- Tot
Hendersonville Commandos	5	2	0	0	- 7
Columbia Lions.....	0	0	4	4	- 8

FAST BREAK POINTS	1	2	3	4	- Tot
Hendersonville Commandos	0	0	0	0	- 0
Columbia Lions.....	2	0	0	2	- 4

BENCH POINTS	1	2	3	4	- Tot
Hendersonville Commandos	0	3	2	3	- 8
Columbia Lions.....	3	4	2	9	- 18

SCORE TIED BY	1	2	3	4	- Tot
Hendersonville Commandos	1	0	0	0	- 1
Columbia Lions.....	0	0	3	0	- 3

LEAD GAINED BY	1	2	3	4	- Tot
Hendersonville Commandos	1	1	1	0	- 3
Columbia Lions.....	1	0	2	0	- 3

Official Basketball Box Score
White Station Spartans vs Columbia Lions
03/21/03 7 p.m. at Murfreesboro, Tenn. - Murphy Center

VISITORS: White Station Spartans 35-2

##	Player Name		TOT-FG FG-FGA	3-PT FG-FGA	FT-FTA	REBOUNDS OF	DE	TOT	PF	TP	A	TO	BLK	S	MIN
00	Pattman, Leon.....	*	4-7	1-2	3-4	1	1	2	4	12	1	1	0	2	16
15	Ball, Johnathan.....	*	0-3	0-1	3-4	5	2	7	3	3	2	3	1	0	23
23	Bradshaw, Dane.....	*	7-14	0-0	3-7	8	6	14	3	17	4	3	0	1	25
32	Strong, Travis.....	*	4-12	2-5	0-0	1	3	4	1	10	1	2	0	2	22
34	Marion, Quinton.....	*	4-10	0-0	2-2	1	2	3	3	10	3	0	1	2	21
03	Pigram, Courtney....		2-5	0-3	0-0	1	0	1	1	4	1	4	0	1	7
10	Hilgeman, David.....		0-0	0-0	0-0	0	0	0	0	0	0	0	0	0	1
11	Ervin, Reiley.....		3-5	0-0	4-5	1	4	5	0	10	2	0	0	2	18
30	Prince, JP.....		0-2	0-1	0-0	0	1	1	1	0	2	1	0	2	10
33	Gatewood, Curtis....		0-1	0-0	0-0	0	1	1	0	0	0	0	0	0	4
40	Lott, Stuart.....		0-0	0-0	0-0	0	0	0	0	0	0	0	0	0	1
44	Williams, Chris.....		1-1	0-0	0-2	0	1	1	1	2	0	0	0	0	1
50	Schall, Taylor.....		2-4	0-0	0-0	1	0	1	1	4	0	1	0	0	8
55	Cunningham, Colin...		0-1	0-1	0-0	0	1	1	0	0	0	0	0	0	3
	TEAM.....					2	2	4							
	Totals.....		27-65	3-13	15-24	21	24	45	18	72	16	15	2	12	160

TOTAL FG% 1st Half: 12-34 35.3% 2nd Half: 15-31 48.4% Game: 41.5% DEADB
3-Pt. FG% 1st Half: 3-10 30.0% 2nd Half: 0-3 0.0% Game: 23.1% REBS
F Throw % 1st Half: 4-7 57.1% 2nd Half: 11-17 64.7% Game: 62.5% 4

HOME TEAM: Columbia Lions 32-4

##	Player Name		TOT-FG FG-FGA	3-PT FG-FGA	FT-FTA	REBOUNDS OF	DE	TOT	PF	TP	A	TO	BLK	S	MIN
10	Brown, Jeremy.....	*	2-6	0-2	0-1	0	4	4	4	4	2	9	0	0	25
12	Walker, Zac.....	*	3-6	2-4	1-2	0	2	2	3	9	2	3	0	0	19
20	Williams, Wadale....	*	6-15	5-13	4-4	0	2	2	4	21	4	2	0	1	25
24	Gray, Steve.....	*	0-2	0-1	0-0	0	3	3	3	0	0	2	2	0	26
30	Sparkman, Fred.....	*	5-5	0-0	1-1	3	6	9	4	11	0	1	0	1	26
05	Wood, Quinton.....		0-0	0-0	0-0	0	1	1	0	0	0	0	0	0	1
14	Childress, Cedrick..		2-8	0-4	2-2	0	3	3	1	6	0	2	0	1	24
22	Carter, Xavier.....		0-0	0-0	0-0	0	0	0	0	0	0	0	0	0	1
23	Enyard, Alston.....		1-1	0-0	1-1	0	0	0	0	3	0	0	0	1	1
33	String, Coty.....		0-1	0-0	0-0	0	0	0	0	0	0	0	0	0	1
42	Richard, Tony.....		1-1	0-0	0-0	0	0	0	1	2	0	0	0	1	1
44	English, Courtney...		0-1	0-0	2-2	1	1	2	1	2	0	1	0	0	10
	Totals.....		20-46	7-24	11-13	4	22	26	21	58	8	20	2	5	160

TOTAL FG% 1st Half: 10-20 50.0% 2nd Half: 10-26 38.5% Game: 43.5% DEADB
3-Pt. FG% 1st Half: 6-14 42.9% 2nd Half: 1-10 10.0% Game: 29.2% REBS
F Throw % 1st Half: 2-2 100 % 2nd Half: 9-11 81.8% Game: 84.6% 0

Officials:
Technical fouls: White Station Spartans-None. Columbia Lions-None.
Attendance:

Score by Periods	1st	2nd	3rd	4th		Total
White Station Spartans.....	18	13	19	22	-	72
Columbia Lions.....	9	19	10	20	-	58

Points in the paint-WSHS 42,COLHS 18. Points off turnovers-WSHS 21,COLHS 10.
2nd chance points-WSHS 22,COLHS 10. Fast break points-WSHS 6,COLHS 2.
Bench points-WSHS 20,COLHS 13. Score tied-3 times. Lead changes-2 times.

Play-By-Play
White Station Spartans vs Columbia Lions
03/21/03 7 p.m. at Murfreesboro, Tenn. - Murphy Center

1st PERIOD Play-by-Play (Page 1)

HOME TEAM: Columbia Lions	TIME	SCORE	MAR	VISITORS: White Station Sparta
	07:55			MISSED LAYUP by Pattman, Leon
	07:55			REBOUND (OFF) by Bradshaw, Dane
	07:51			MISSED LAYUP by Bradshaw, Dane
	07:51			REBOUND (OFF) by (TEAM)
	07:32	0-3	V 3	GOOD! 3 PTR by Strong, Travis
	07:32			ASSIST by Bradshaw, Dane
GOOD! 3 PTR by Williams, Wadale	07:12	3-3	T 1	
ASSIST by Walker, Zac	07:12			
	06:57	3-6	V 3	GOOD! 3 PTR by Strong, Travis
	06:57			ASSIST by Ball, Johnathan
GOOD! 3 PTR by Williams, Wadale	06:36	6-6	T 2	
ASSIST by Walker, Zac	06:36			
	06:07			MISSED 3 PTR by Strong, Travis
REBOUND (DEF) by Sparkman, Fred	06:07			
MISSED 3 PTR by Walker, Zac	05:57			
	05:57			REBOUND (DEF) by Strong, Travis
	05:47	6-9	V 3	GOOD! 3 PTR by Pattman, Leon
	05:47			ASSIST by Marion, Quinton
MISSED 3 PTR by Williams, Wadale	05:31			
	05:31			REBOUND (DEF) by Marion, Quinton
	05:01			MISSED 3 PTR by Strong, Travis
	05:01			REBOUND (OFF) by Ball, Johnathan
	04:53	6-11	V 5	GOOD! LAYUP by Marion, Quinton
FOUL by Walker, Zac	04:43			
TURNOVR by Walker, Zac	04:43			
FOUL by Sparkman, Fred	04:27			
	04:27			MISSED FT SHOT by Bradshaw, Dane
	04:27			REBOUND (OFF) by (DEADBALL)
	04:27	6-12	V 6	GOOD! FT SHOT by Bradshaw, Dane
GOOD! 3 PTR by Walker, Zac	04:02	9-12	V 3	
ASSIST by Williams, Wadale	04:02			
FOUL by Williams, Wadale	03:51			
FOUL by Williams, Wadale	03:32			
	03:29			MISSED JUMPER by Pattman, Leon
REBOUND (DEF) by Childress, Cedrick	03:29			
TURNOVR by Brown, Jeremy	03:05			
	03:04			STEAL by Pigram, Courtney
	02:57			MISSED 3 PTR by Cunningham, Colin
	02:57			REBOUND (OFF) by Schall, Taylor
	02:54			MISSED JUMPER by Schall, Taylor
REBOUND (DEF) by Childress, Cedrick	02:54			
MISSED 3 PTR by Walker, Zac	02:41			
	02:41			REBOUND (DEF) by Cunningham, Colin
	02:19			MISSED JUMPER by Prince, JP
REBOUND (DEF) by Sparkman, Fred	02:19			
MISSED 3 PTR by Brown, Jeremy	01:54			
	01:54			REBOUND (DEF) by Prince, JP
	01:49	9-14	V 5	GOOD! JUMPER by Schall, Taylor
	01:49			ASSIST by Prince, JP
TURNOVR by Sparkman, Fred	01:39			
	01:27			MISSED 3 PTR by Pigram, Courtney
REBOUND (DEF) by Walker, Zac	01:27			
MISSED LAYUP by Childress, Cedrick	01:21			
	01:21			REBOUND (DEF) by Gatewood, Curtis
	01:13			MISSED 3 PTR by Prince, JP
REBOUND (DEF) by Sparkman, Fred	01:13			
TURNOVR by Brown, Jeremy	00:51			
	00:39	9-16	V 7	GOOD! JUMPER by Schall, Taylor
	00:39			ASSIST by Pigram, Courtney
	00:14			MISSED JUMPER by Gatewood, Curtis
	00:14			REBOUND (OFF) by Pigram, Courtney

	00:07	9-18	V 9	GOOD! JUMPER by Pigram, Courtney
FOUL by Brown, Jeremy	00:07			
	00:02			MISSED LAYUP by Ervin, Reiley
REBOUND (DEF) by Brown, Jeremy	00:02			

White Station Spartans 18, Columbia Lions 9

1st period-only	InPaint	Pts-T/O	2nd-Chc	FastBrk	BnchPts	Ties	Leads
White Station Sparta	4	5	7	0	6	0	0
Columbia Lions	0	0	0	0	0	2	0

2nd PERIOD Play-by-Play (Page 1)

HOME TEAM: Columbia Lions	TIME	SCORE	MAR	VISITORS: White Station Sparta
GOOD! JUMPER by Williams, Wadale	07:47	11-18	V 7	
	07:31			TURNOVR by Pattman, Leon
GOOD! 3 PTR by Walker, Zac	07:21	14-18	V 4	
ASSIST by Williams, Wadale	07:21			
	07:06			MISSED JUMPER by Strong, Travis
	07:06			REBOUND (OFF) by Bradshaw, Dane
	07:01	14-20	V 6	GOOD! TIP-IN by Bradshaw, Dane
TURNOVR by English, Courtney	06:52			
	06:51			STEAL by Bradshaw, Dane
	06:46			MISSED LAYUP by Bradshaw, Dane
	06:46			REBOUND (OFF) by Bradshaw, Dane
	06:43	14-22	V 8	GOOD! LAYUP by Bradshaw, Dane
	06:37			FOUL by Bradshaw, Dane
TURNOVR by Walker, Zac	06:17			
	06:16			STEAL by Marion, Quinton
	06:14	14-24	V 10	GOOD! LAYUP by Bradshaw, Dane
	06:14			ASSIST by Marion, Quinton
MISSED LAYUP by Gray, Steve	06:08			
REBOUND (OFF) by Sparkman, Fred	06:08			
	06:07			FOUL by Marion, Quinton
GOOD! 3 PTR by Williams, Wadale	06:01	17-24	V 7	
ASSIST by Brown, Jeremy	06:01			
FOUL by Brown, Jeremy	05:42			
	05:33			MISSED JUMPER by Bradshaw, Dane
REBOUND (DEF) by Brown, Jeremy	05:33			
TURNOVR by Brown, Jeremy	05:30			
	05:24			MISSED JUMPER by Strong, Travis
REBOUND (DEF) by Sparkman, Fred	05:24			
	05:21			FOUL by Pattman, Leon
TURNOVR by Brown, Jeremy	05:12			
	05:07			TURNOVR by Ball, Johnathan
GOOD! 3 PTR by Williams, Wadale	05:00	20-24	V 4	
	04:52			FOUL by Ball, Johnathan
	04:49			TURNOVR by Ball, Johnathan
	04:42			TIMEOUT 30sec
GOOD! JUMPER by Walker, Zac	04:27	22-24	V 2	
FOUL by Walker, Zac	04:12			
	04:12	22-25	V 3	GOOD! FT SHOT by Pattman, Leon
	04:12			MISSED FT SHOT by Pattman, Leon
	04:12			REBOUND (OFF) by Strong, Travis
	03:46			MISSED JUMPER by Strong, Travis
	03:46			REBOUND (OFF) by Pattman, Leon
	03:42	22-27	V 5	GOOD! JUMPER by Pattman, Leon
	03:41			FOUL by Pattman, Leon
MISSED 3 PTR by Childress, Cedrick	03:35			
	03:35			REBOUND (DEF) by Strong, Travis
	03:26			MISSED JUMPER by Marion, Quinton
BLOCK by Gray, Steve	03:26			
	03:25			REBOUND (OFF) by (TEAM)
FOUL by Walker, Zac	03:11			
	03:11	22-28	V 6	GOOD! FT SHOT by Ervin, Reiley
	03:11	22-29	V 7	GOOD! FT SHOT by Ervin, Reiley
	03:11			MISSED FT SHOT by Ervin, Reiley
REBOUND (DEF) by Childress, Cedrick	03:11			
GOOD! LAYUP by Sparkman, Fred	03:02	24-29	V 5	

ASSIST by Williams, Wadale	03:02			
	02:53			FOUL by Schall, Taylor
	02:53			TURNOVR by Schall, Taylor
TURNOVR by Childress, Cedrick	02:41			
	02:40			STEAL by Prince, JP
	02:36	24-31	V 7	GOOD! LAYUP by Pigram, Courtney
	02:36			ASSIST by Prince, JP
MISSED 3 PTR by Williams, Wadale	02:19			
	02:19			REBOUND (DEF) by (TEAM)
	01:57			TURNOVR by Pigram, Courtney
MISSED 3 PTR by Williams, Wadale	01:41			
	01:41			REBOUND (DEF) by Ervin, Reiley
	01:34			MISSED 3 PTR by Pigram, Courtney
REBOUND (DEF) by Sparkman, Fred	01:34			
	01:14			FOUL by Pigram, Courtney
GOOD! FT SHOT by Williams, Wadale	01:14	25-31	V 6	
GOOD! FT SHOT by Williams, Wadale	01:14	26-31	V 5	
TIMEOUT 30sec	01:14			
	00:54			MISSED 3 PTR by Pigram, Courtney
	00:54			REBOUND (OFF) by Ervin, Reiley
	00:50			MISSED JUMPER by Ervin, Reiley
REBOUND (DEF) by Brown, Jeremy	00:50			
GOOD! LAYUP by Childress, Cedrick	00:43	28-31	V 3	
	00:34			TURNOVR by Pigram, Courtney
TURNOVR by Brown, Jeremy	00:11			
	00:09			STEAL by Prince, JP
	00:08			TURNOVR by Prince, JP
STEAL by Childress, Cedrick	00:08			
MISSED 3 PTR by Childress, Cedrick	00:07			
	00:07			REBOUND (DEF) by Marion, Quinton
	00:01			MISSED LAYUP by Marion, Quinton
BLOCK by Gray, Steve	00:01			
	00:01			REBOUND (OFF) by Ball, Johnathan

White Station Spartans 31, Columbia Lions 28

2nd period-only	InPaint	Pts-T/O	2nd-Chc	FastBrk	BnchPts	Ties	Leads
White Station Sparta	10	6	8	4	4	0	0
Columbia Lions	4	8	3	2	2	0	0

3rd PERIOD Play-by-Play (Page 1)

HOME TEAM: Columbia Lions	TIME	SCORE	MAR	VISITORS: White Station Sparta
	07:47	28-33	V 5	GOOD! LAYUP by Bradshaw, Dane
GOOD! LAYUP by Sparkman, Fred	07:17	30-33	V 3	
ASSIST by Williams, Wadale	07:17			
FOUL by Childress, Cedrick	06:54			
	06:52			MISSED JUMPER by Schall, Taylor
REBOUND (DEF) by Sparkman, Fred	06:52			
	06:49			FOUL by Prince, JP
GOOD! LAYUP by Sparkman, Fred	06:32	32-33	V 1	
ASSIST by Brown, Jeremy	06:32			
	06:17			TURNOVR by Strong, Travis
TURNOVR by Brown, Jeremy	06:03			
	06:02			STEAL by Pattman, Leon
	06:00			TURNOVR by Bradshaw, Dane
STEAL by Sparkman, Fred	05:59			
MISSED JUMPER by Brown, Jeremy	05:40			
	05:40			REBOUND (DEF) by Bradshaw, Dane
FOUL by Sparkman, Fred	05:32			
	05:32	32-34	V 2	GOOD! FT SHOT by Pattman, Leon
	05:32	32-35	V 3	GOOD! FT SHOT by Pattman, Leon
GOOD! LAYUP by Brown, Jeremy	05:22	34-35	V 1	
	05:22			FOUL by Pattman, Leon
MISSED FT SHOT by Brown, Jeremy	05:22			
	05:22			REBOUND (DEF) by Bradshaw, Dane
	05:16			MISSED LAYUP by Marion, Quinton
	05:16			REBOUND (OFF) by Bradshaw, Dane
STEAL by Williams, Wadale	05:11			

	05:08			FOUL by Ball, Johnathan
GOOD! FT SHOT by Williams, Wadale	05:08	35-35	T 3	
GOOD! FT SHOT by Williams, Wadale	05:08	36-35	H 1	
	05:08			TIMEOUT 30sec
	05:12			TURNOVR by Bradshaw, Dane
	04:58	36-37	V 1	GOOD! LAYUP by Marion, Quinton
	04:58			ASSIST by Bradshaw, Dane
MISSED 3 PTR by Gray, Steve	04:34			
	04:34			REBOUND (DEF) by Ervin, Reiley
	04:21	36-39	V 3	GOOD! JUMPER by Ervin, Reiley
TURNOVR by Brown, Jeremy	03:51			
	03:50			STEAL by Ervin, Reiley
	03:49	36-41	V 5	GOOD! DUNK by Strong, Travis
TURNOVR by Brown, Jeremy	03:34			
	03:33			STEAL by Marion, Quinton
	03:31	36-43	V 7	GOOD! LAYUP by Marion, Quinton
TIMEOUT 30sec	03:22			
TURNOVR by Williams, Wadale	03:06			
	02:57			MISSED LAYUP by Strong, Travis
REBOUND (DEF) by Gray, Steve	02:57			
MISSED JUMPER by Williams, Wadale	02:41			
	02:41			REBOUND (DEF) by Bradshaw, Dane
	02:33			MISSED LAYUP by Marion, Quinton
	02:33			REBOUND (OFF) by Bradshaw, Dane
	02:21	36-45	V 9	GOOD! TIP-IN by Bradshaw, Dane
MISSED 3 PTR by Williams, Wadale	02:13			
	02:13			REBOUND (DEF) by Bradshaw, Dane
	02:11			TURNOVR by Bradshaw, Dane
FOUL by Gray, Steve	02:11			
TURNOVR by Gray, Steve	02:11			
	02:03			MISSED LAYUP by Bradshaw, Dane
REBOUND (DEF) by Gray, Steve	02:03			
	02:02			FOUL by Bradshaw, Dane
TURNOVR by Brown, Jeremy	01:57			
	01:57			STEAL by Ervin, Reiley
	01:51	36-47	V 11	GOOD! LAYUP by Bradshaw, Dane
	01:51			ASSIST by Ervin, Reiley
MISSED LAYUP by English, Courtney	01:26			
	01:26			BLOCK by Ball, Johnathan
	01:25			REBOUND (DEF) by Bradshaw, Dane
	01:20			MISSED JUMPER by Marion, Quinton
	01:20			REBOUND (OFF) by Bradshaw, Dane
	01:19	36-49	V 13	GOOD! JUMPER by Bradshaw, Dane
FOUL by Brown, Jeremy	01:19			
	01:19	36-50	V 14	GOOD! FT SHOT by Bradshaw, Dane
MISSED JUMPER by Walker, Zac	01:10			
	01:10			REBOUND (DEF) by Ervin, Reiley
	01:03			MISSED LAYUP by Bradshaw, Dane
REBOUND (DEF) by Williams, Wadale	01:03			
	01:01			FOUL by Ball, Johnathan
GOOD! JUMPER by Childress, Cedrick	00:47	38-50	V 12	
	00:10			TURNOVR by Ball, Johnathan
MISSED 3 PTR by Williams, Wadale	00:06			
	00:06			REBOUND (DEF) by (TEAM)

White Station Spartans 50, Columbia Lions 38

3rd period-only	InPaint	Pts-T/O	2nd-Chc	FastBrk	BnchPts	Ties	Leads
White Station Sparta	14	6	5	2	2	0	1
Columbia Lions	8	0	0	0	2	1	1

4th PERIOD Play-by-Play (Page 1)

HOME TEAM: Columbia Lions	TIME	SCORE	MAR	VISITORS: White Station Sparta
	07:35			MISSED 3 PTR by Strong, Travis
	07:35			REBOUND (OFF) by Marion, Quinton
	07:31			MISSED LAYUP by Marion, Quinton
REBOUND (DEF) by Williams, Wadale	07:31			
FOUL by Williams, Wadale	07:28			

TURNOVR by Williams, Wadale	07:28			
FOUL by Sparkman, Fred	07:24			
	07:09			MISSED 3 PTR by Pattman, Leon
REBOUND (DEF) by English, Courtney	07:09			
	07:09			FOUL by Strong, Travis
MISSED 3 PTR by Childress, Cedrick	06:53			
	06:53			REBOUND (DEF) by Ervin, Reiley
	06:38			MISSED 3 PTR by Ball, Johnathan
REBOUND (DEF) by Walker, Zac	06:38			
	06:36			FOUL by Marion, Quinton
GOOD! FT SHOT by Walker, Zac	06:36	39-50	V 11	
MISSED FT SHOT by Walker, Zac	06:36			
	06:36			REBOUND (DEF) by Pattman, Leon
	06:34			MISSED JUMPER by Strong, Travis
REBOUND (DEF) by Gray, Steve	06:34			
TURNOVR by Gray, Steve	06:30			
	06:29			STEAL by Strong, Travis
	06:25	39-52	V 13	GOOD! LAYUP by Pattman, Leon
	06:25			ASSIST by Ervin, Reiley
TURNOVR by Walker, Zac	06:13			
	06:13			STEAL by Strong, Travis
	06:13			TURNOVR by Strong, Travis
MISSED 3 PTR by Williams, Wadale	05:57			
	05:57			REBOUND (DEF) by Strong, Travis
	05:45	39-54	V 15	GOOD! LAYUP by Pattman, Leon
	05:45			ASSIST by Ball, Johnathan
MISSED JUMPER by Brown, Jeremy	05:33			
	05:26			REBOUND (DEF) by Ball, Johnathan
	05:25	39-56	V 17	GOOD! LAYUP by Ervin, Reiley
	05:25			ASSIST by Strong, Travis
TIMEOUT TEAM	05:24			
	05:12			FOUL by Pattman, Leon
GOOD! FT SHOT by Childress, Cedrick	05:11	40-56	V 16	
GOOD! FT SHOT by Childress, Cedrick	05:11	41-56	V 15	
	04:39			MISSED LAYUP by Bradshaw, Dane
	04:39			REBOUND (OFF) by Bradshaw, Dane
FOUL by Gray, Steve	04:37			
	04:37			MISSED FT SHOT by Bradshaw, Dane
	04:37			REBOUND (OFF) by (DEADBALL)
	04:37			MISSED FT SHOT by Bradshaw, Dane
	04:37			REBOUND (OFF) by Ball, Johnathan
	04:37			MISSED LAYUP by Ball, Johnathan
	04:37			REBOUND (OFF) by Ball, Johnathan
	04:37			MISSED LAYUP by Ball, Johnathan
	04:37			REBOUND (OFF) by Bradshaw, Dane
	04:34			MISSED JUMPER by Bradshaw, Dane
	04:34			REBOUND (OFF) by Ball, Johnathan
FOUL by Gray, Steve	04:15			
	04:15	41-57	V 16	GOOD! FT SHOT by Ball, Johnathan
	04:15	41-58	V 17	GOOD! FT SHOT by Ball, Johnathan
MISSED JUMPER by Childress, Cedrick	04:00			
	04:00			BLOCK by Marion, Quinton
	03:59			REBOUND (DEF) by Ball, Johnathan
	03:50	41-60	V 19	GOOD! LAYUP by Strong, Travis
	03:50			ASSIST by Marion, Quinton
GOOD! 3 PTR by Williams, Wadale	03:40	44-60	V 16	
FOUL by Williams, Wadale	03:08			
	03:08	44-61	V 17	GOOD! FT SHOT by Marion, Quinton
	03:08	44-62	V 18	GOOD! FT SHOT by Marion, Quinton
MISSED 3 PTR by Childress, Cedrick	02:53			
REBOUND (OFF) by English, Courtney	02:53			
	02:46			FOUL by Bradshaw, Dane
GOOD! FT SHOT by English, Courtney	02:46	45-62	V 17	
GOOD! FT SHOT by English, Courtney	02:46	46-62	V 16	
	02:32	46-64	V 18	GOOD! LAYUP by Marion, Quinton
	02:32			ASSIST by Bradshaw, Dane
MISSED 3 PTR by Williams, Wadale	02:24			
REBOUND (OFF) by Sparkman, Fred	02:24			
GOOD! LAYUP by Sparkman, Fred	02:22	48-64	V 16	
FOUL by English, Courtney	02:05			
	02:05	48-65	V 17	GOOD! FT SHOT by Ball, Johnathan

	02:05			MISSED FT SHOT by Ball, Johnathan
REBOUND (DEF) by Brown, Jeremy	02:05			
GOOD! JUMPER by Brown, Jeremy	01:53	50-65	V 15	
FOUL by Brown, Jeremy	01:42			
	01:42	50-66	V 16	GOOD! FT SHOT by Ervin, Reiley
	01:42	50-67	V 17	GOOD! FT SHOT by Ervin, Reiley
MISSED 3 PTR by Williams, Wadale	01:32			
REBOUND (OFF) by Sparkman, Fred	01:32			
GOOD! LAYUP by Sparkman, Fred	01:31	52-67	V 15	
	01:31			FOUL by Marion, Quinton
GOOD! FT SHOT by Sparkman, Fred	01:31	53-67	V 14	
	01:12	53-69	V 16	GOOD! LAYUP by Williams, Chris
	01:12			ASSIST by Bradshaw, Dane
TURNOVR by Childress, Cedrick	01:00			
	00:59			STEAL by Pattman, Leon
	00:56	53-71	V 18	GOOD! LAYUP by Ervin, Reiley
	00:56			ASSIST by Pattman, Leon
MISSED 3 PTR by Brown, Jeremy	00:43			
	00:43			REBOUND (DEF) by Bradshaw, Dane
FOUL by Sparkman, Fred	00:41			
	00:41			MISSED FT SHOT by Bradshaw, Dane
	00:41			REBOUND (OFF) by (DEADBALL)
	00:41	53-72	V 19	GOOD! FT SHOT by Bradshaw, Dane
MISSED JUMPER by String, Coty	00:33			
	00:33			REBOUND (DEF) by Williams, Chris
FOUL by Richard, Tony	00:31			
	00:31			MISSED FT SHOT by Williams, Chris
	00:31			REBOUND (OFF) by (DEADBALL)
	00:31			MISSED FT SHOT by Williams, Chris
REBOUND (DEF) by Wood, Quinton	00:31			
GOOD! LAYUP by Enyard, Alston	00:21	55-72	V 17	
	00:21			FOUL by Williams, Chris
GOOD! FT SHOT by Enyard, Alston	00:21	56-72	V 16	
	00:12			TURNOVR by Pigram, Courtney
STEAL by Enyard, Alston	00:11			
GOOD! JUMPER by Richard, Tony	00:04	58-72	V 14	
	00:00			TURNOVR by Pigram, Courtney
STEAL by Richard, Tony	00:00			

White Station Spartans 72, Columbia Lions 58

4th period-only	InPaint	Pts-T/O	2nd-Chc	FastBrk	BnchPts	Ties	Leads
White Station Sparta	14	4	2	0	8	0	0
Columbia Lions	6	2	7	0	9	0	0

White Station Spartans vs Columbia Lions (03/21/03 - Period 4 00:00)

POINTS OFF TURNOVERS	1	2	3	4	-	Tot
White Station Spartans..	5	6	6	4	-	21
Columbia Lions.....	0	8	0	2	-	10

POINTS IN PAINT	1	2	3	4	-	Tot
White Station Spartans..	4	10	14	14	-	42
Columbia Lions.....	0	4	8	6	-	18

2ND CHANCE POINTS	1	2	3	4	-	Tot
White Station Spartans..	7	8	5	2	-	22
Columbia Lions.....	0	3	0	7	-	10

FAST BREAK POINTS	1	2	3	4	-	Tot
White Station Spartans..	0	4	2	0	-	6
Columbia Lions.....	0	2	0	0	-	2

BENCH POINTS	1	2	3	4	-	Tot
White Station Spartans..	6	4	2	8	-	20
Columbia Lions.....	0	2	2	9	-	13

SCORE TIED BY	1	2	3	4	-	Tot
White Station Spartans..	0	0	0	0	-	0
Columbia Lions.....	2	0	1	0	-	3

LEAD GAINED BY	1	2	3	4	-	Tot
White Station Spartans..	0	0	1	0	-	1
Columbia Lions.....	0	0	1	0	-	1

1999 Class AAA State Boys' Basketball Tournament

March 16 - March 20, 1999 · Murphy Center - MTSU - Murfreesboro, TN

Game 1
Wed. Mar. 17 2:30 PM

Hunters Lane (28-4)	63
Bartlett (22-13)	57

Game 2
Wed. Mar. 17 5:15 PM

White Co. (32-3)	52
Science Hill (34-2)	45

Game 3
Wed. Mar. 17 7:00 PM

Columbia (33-1)	55
Maplewood (27-7)	41

Game 4
Wed. Mar. 17 8:45 PM

Oak Ridge (29-5)	71
Hamilton (32-3)	62

Game 5
Fri. Mar. 19 7:00 PM

Hunters Lane	50
White Co.	69

Game 6
Fri. Mar. 19 8:45 PM

Columbia	66
Oak Ridge	41

Game 7
Sat. Mar. 20 7:00 PM

White Co.	56
Columbia	47

White Co.
STATE CHAMPION

OFFICIAL NCAA BASKETBALL BOX SCORE — Site: MURFREESBORO, TENNESSEE

MAPLEWOOD HIGH SCHOOL (27-8) — Date: March 17, 1999

MAPL (VISITORS)			Total FG	Total AT	3-Pts FG	3-Pts AT	FT	AT	Rebounds OF	DF	To	PF	TP	A	TO	BK	ST	MN
22	PILLOW, ERIC	f	3	8	0	0	2	2	2	1	3	0	8	3	4	0	2	27
34	DAYTON, MONOLITO	f	3	10	2	8	0	0	1	3	4	0	8	2	0	0	1	32
42	PULLENS, GERRY	c	3	8	0	0	0	0	2	6	8	4	6	0	0	2	0	32
14	ANDERSEN, CETRIC	g	3	13	1	5	0	0	3	1	4	1	7	1	3	0	1	31
20	SMITH, ANTONNIO	g	4	10	2	5	0	0	0	1	1	3	10	2	2	0	1	28
12	COX, MARQUIS		0	0	0	0	0	0	0	0	0	1	0	0	0	0	0	6
40	WILLIAMS, ALTONY		0	0	0	0	0	0	0	0	0	0	0	0	0	0	0	2
24	LOVELL, PAUL		1	2	0	0	0	0	1	0	1	0	2	1	0	0	0	1
10	LEE, DARIUS		0	0	0	0	0	0	0	0	0	0	0	0	0	0	0	1
30	DOUGLAS, DARRELL		--	--	--	--	--	--	--	--	--	--	--	--	--	--	--	DNP
32	SMITH, BRIAN		--	--	--	--	--	--	--	--	--	--	--	--	--	--	--	DNP
44	CHANDLER, AHMAD		--	--	--	--	--	--	--	--	--	--	--	--	--	--	--	DNP
	Team Totals								1	0	1				0			
	TOTALS		17	51	5	18	2	2	10	12	22	9	41	9	9	2	5	160

Deadball Rebounds: 0, 0: 0

Tot FG %:	1st Half:	11-28 .393	2nd Half:	6-23 .261	Game:	.333
3-Pt FG %:	1st Half:	3-11 .273	2nd Half:	2- 7 .286	Game:	.278
FT % :	1st Half:	0- 0 .000	2nd Half:	2- 2 1.000	Game:	1.000

COLUMBIA CENTRAL HIGH SCHOOL (34-1)

COLU (HOME)			Total FG	Total AT	3-Pts FG	3-Pts AT	FT	AT	Rebounds OF	DF	To	PF	TP	A	TO	BK	ST	MN
14	GRAY, AARON	f	3	5	0	2	3	3	0	5	5	0	9	2	1	0	1	28
33	HAMPTON, HOLLIS	f	9	12	1	1	1	2	2	7	9	1	20	3	7	0	1	29
41	COOPER, DEON	c	5	6	0	0	3	4	2	5	7	0	13	2	1	3	0	23
10	WHITTAKER, ASHLEY	g	3	7	2	4	0	2	1	2	3	2	8	6	3	0	1	32
22	GOODMAN, DAZ	g	1	7	0	2	1	1	0	3	3	2	3	0	0	0	1	28
20	KNIGHT, JOEY		0	0	0	0	0	0	0	1	1	0	0	1	1	0	0	8
34	KNIGHT, WILL		1	2	0	0	0	0	1	1	2	1	2	0	0	0	0	11
54	COOPER, JEROMATRIS		0	0	0	0	0	0	0	0	0	0	0	0	0	0	0	1
12	BUCHANAN, TYCEN		--	--	--	--	--	--	--	--	--	--	--	--	--	--	--	DNP
24	BURKEEN, ALFREDO		--	--	--	--	--	--	--	--	--	--	--	--	--	--	--	DNP
30	BROWN, TIM		--	--	--	--	--	--	--	--	--	--	--	--	--	--	--	DNP
40	VAUGHN, PHILLIP		--	--	--	--	--	--	--	--	--	--	--	--	--	--	--	DNP
44	BROWNE, THOMAS		--	--	--	--	--	--	--	--	--	--	--	--	--	--	--	DNP
50	RENFRO, JEFF		--	--	--	--	--	--	--	--	--	--	--	--	--	--	--	DNP
52	WILLIAMS, RICARDO		--	--	--	--	--	--	--	--	--	--	--	--	--	--	--	DNP
	Team Totals								1	0	1				0			
	TOTALS		22	39	3	9	8	12	7	24	31	6	55	14	13	3	4	160

Deadball Rebounds: 2, 0: 2

Tot FG %:	1st Half:	13-25 .520	2nd Half:	9-14 .643	Game:	.564
3-Pt FG %:	1st Half:	2- 6 .333	2nd Half:	1- 3 .333	Game:	.333
FT % :	1st Half:	3- 5 .600	2nd Half:	5- 7 .714	Game:	.667

	1st	2nd	OT	OT	Tot
MAPL	25	16			41
COLU	31	24			55

OFFICIALS:

Technical Fouls: none

Attendance:

OFFICIAL NCAA BASKETBALL BOX SCORE - FIRST HALF
MAPLEWOOD HIGH SCHOOL

Date: March 17, 1999

	MAPL (VISITORS)		Total FG	Total AT	3-Pts FG	3-Pts AT	FT	FT AT	Rebounds OF	Rebounds DF	Rebounds To	PF	TP	A	TO	BK	ST	MN
22	PILLOW, ERIC	f	3	6	0	0	0	0	1	0	1	0	6	3	3	0	1	16
34	DAYTON, MONOLITO	f	1	5	1	5	0	0	1	2	3	0	3	2	0	0	0	16
42	PULLENS, GERRY	c	3	6	0	0	0	0	2	4	6	1	6	0	0	1	0	16
14	ANDERSEN, CETRIC	g	1	6	0	2	0	0	2	1	3	0	2	1	2	0	1	16
20	SMITH, ANTONNIO	g	3	5	2	4	0	0	0	1	1	3	8	2	2	0	0	13
12	COX, MARQUIS		0	0	0	0	0	0	0	0	0	0	0	0	0	0	0	3
10	LEE, DARIUS		0	0	0	0	0	0	0	0	0	0	0	0	0	0	0	--
24	LOVELL, PAUL		0	0	0	0	0	0	0	0	0	0	0	0	0	0	0	--
30	DOUGLAS, DARRELL		0	0	0	0	0	0	0	0	0	0	0	0	0	0	0	--
32	SMITH, BRIAN		0	0	0	0	0	0	0	0	0	0	0	0	0	0	0	--
40	WILLIAMS, ALTONY		0	0	0	0	0	0	0	0	0	0	0	0	0	0	0	--
44	CHANDLER, AHMAD		0	0	0	0	0	0	0	0	0	0	0	0	0	0	0	--
	Team Totals								0	0	0				0			
	TOTALS		11	28	3	11	0	0	6	8	14	4	25	8	7	1	2	80

Deadball Rebounds: 0, 0: 0

Tot FG %: 1st Half: 11-28 .393
3-Pt FG %: 1st Half: 3-11 .273
FT % : 1st Half: 0- 0 .000

COLUMBIA CENTRAL HIGH SCHOOL

	COLU (HOME)		Total FG	Total AT	3-Pts FG	3-Pts AT	FT	FT AT	Rebounds OF	Rebounds DF	Rebounds To	PF	TP	A	TO	BK	ST	MN
14	GRAY, AARON	f	2	4	0	2	3	3	0	2	2	0	7	0	0	0	1	15
33	HAMPTON, HOLLIS	f	5	6	0	0	0	0	1	2	3	0	10	2	4	0	0	16
41	COOPER, DEON	c	2	3	0	0	0	0	1	1	2	0	4	1	1	2	0	8
10	WHITTAKER, ASHLEY	g	3	6	2	3	0	2	1	2	3	1	8	4	1	0	1	16
22	GOODMAN, DAZ	g	0	4	0	1	0	0	0	2	2	0	0	0	0	0	1	12
20	KNIGHT, JOEY		0	0	0	0	0	0	0	1	1	0	0	1	0	0	0	5
34	KNIGHT, WILL		1	2	0	0	0	0	1	1	2	0	2	0	0	0	0	8
12	BUCHANAN, TYCEN		0	0	0	0	0	0	0	0	0	0	0	0	0	0	0	--
24	BURKEEN, ALFREDO		0	0	0	0	0	0	0	0	0	0	0	0	0	0	0	--
30	BROWN, TIM		0	0	0	0	0	0	0	0	0	0	0	0	0	0	0	--
40	VAUGHN, PHILLIP		0	0	0	0	0	0	0	0	0	0	0	0	0	0	0	--
44	BROWNE, THOMAS		0	0	0	0	0	0	0	0	0	0	0	0	0	0	0	--
50	RENFRO, JEFF		0	0	0	0	0	0	0	0	0	0	0	0	0	0	0	--
52	WILLIAMS, RICARDO		0	0	0	0	0	0	0	0	0	0	0	0	0	0	0	--
54	COOPER, JEROMATRIS		0	0	0	0	0	0	0	0	0	0	0	0	0	0	0	--
	Team Totals								1	0	1				0			
	TOTALS		13	25	2	6	3	5	5	11	16	1	31	8	6	2	3	80

Deadball Rebounds: 1, 0: 1

Tot FG %: 1st Half: 13-25 .520
3-Pt FG %: 1st Half: 2- 6 .333
FT % : 1st Half: 3- 5 .600

	1st	2nd	OT	OT	Tot
MAPL	25				25
COLU	31				31

OFFICIALS:
Technical Fouls:
Attendance:

OFFICIAL NCAA BASKETBALL BOX SCORE
OAK RIDGE HIGH SCHOOL (30-6)

Site: MURFREESBORO, TENNESSEE
Date: March 19, 1999

	OKR (VISITORS)		Total FG	Total AT	3-Pts FG	3-Pts AT	FT	FT AT	Rebounds OF	Rebounds DF	Rebounds To	PF	TP	A	TO	BK	ST	MN
3	HERRING, KENNETH	f	0	3	0	0	0	0	0	0	0	1	0	5	1	0	0	21
40	WOOFTER, GREG	f	2	7	0	0	2	4	2	1	3	4	6	2	3	1	0	26
50	LANE, HALSTON	c	5	15	1	3	0	0	1	4	5	5	11	1	3	0	1	22
4	BOOKER, JAMES	g	0	2	0	1	1	2	0	1	1	2	1	1	2	0	2	14
20	PORTER, ADRIAN	g	2	8	2	3	2	2	0	3	3	1	8	2	6	0	1	31
54	ADAMS, GREG		1	4	1	2	0	0	2	1	3	0	3	0	2	0	1	16
52	SCHNEIDER, JAMES		3	5	0	0	0	0	2	0	2	2	6	0	0	0	1	15
34	HEIDEL, ERIC		2	5	2	4	0	0	1	0	1	1	6	0	0	0	0	12
10	WALKER, DREW		0	0	0	0	0	0	0	0	0	0	0	0	0	0	0	1
12	NESBIT, ROSS		0	0	0	0	0	0	0	1	1	1	0	0	0	0	0	1
32	WILMES, SHANNON		0	1	0	0	0	0	1	0	1	1	0	0	0	0	0	1
	Team Totals								4	2	6				0			
	TOTALS		15	50	6	13	5	8	13	13	26	18	41	11	17	1	6	160

Deadball Rebounds: 2, 0: 2

Tot FG %:	1st Half:	8-26	.308	2nd Half:	7-24	.292	Game:	.300
3-Pt FG %:	1st Half:	2- 4	.500	2nd Half:	4- 9	.444	Game:	.462
FT % :	1st Half:	3- 4	.750	2nd Half:	2- 4	.500	Game:	.625

COLUMBIA CENTRAL HIGH SCHOOL (35-1)

	COLU (HOME)		Total FG	Total AT	3-Pts FG	3-Pts AT	FT	FT AT	Rebounds OF	Rebounds DF	Rebounds To	PF	TP	A	TO	BK	ST	MN
22	GOODMAN, DAZ	f	1	5	0	0	0	0	2	2	4	4	2	0	3	0	1	27
33	HAMPTON, HOLLIS	f	9	13	0	2	9	9	2	8	10	1	27	2	2	2	0	29
41	COOPER, DEON	c	4	6	0	0	0	0	2	2	4	3	8	0	3	1	0	15
10	WHITTAKER, ASHLEY	g	4	7	2	3	0	0	0	1	1	1	10	5	3	0	3	28
14	GRAY, AARON	g	1	3	1	3	5	5	0	4	4	2	8	4	0	0	2	26
54	COOPER, JEROMATRIS		2	2	0	0	0	2	2	1	3	1	4	0	2	0	0	13
20	KNIGHT, JOEY		2	7	0	1	2	2	2	3	5	2	6	1	0	0	0	11
34	KNIGHT, WILL		0	0	0	0	0	0	0	0	0	0	0	1	0	0	1	6
24	BURKEEN, ALFREDO		0	2	0	2	0	0	0	0	0	0	0	1	1	0	0	3
30	BROWN, TIM		0	0	0	0	1	2	1	1	2	0	1	0	0	0	0	1
40	VAUGHN, PHILLIP		0	0	0	0	0	0	0	0	0	1	0	0	0	0	0	1
12	DUKE, TOMAS		--	--	--	--	--	--	--	--	--	--	--	--	--	--	--	DNP
44	BROWNE, THOMAS		--	--	--	--	--	--	--	--	--	--	--	--	--	--	--	DNP
50	RENFRO, JEFF		--	--	--	--	--	--	--	--	--	--	--	--	--	--	--	DNP
52	WILLIAMS, RICARDO		--	--	--	--	--	--	--	--	--	--	--	--	--	--	--	DNP
	Team Totals								0	1	1				0			
	TOTALS		23	45	3	11	17	20	11	23	34	15	66	14	14	3	7	160

Deadball Rebounds: 1, 0: 1

Tot FG %:	1st Half:	9-21	.429	2nd Half:	14-24	.583	Game:	.511
3-Pt FG %:	1st Half:	2- 6	.333	2nd Half:	1- 5	.200	Game:	.273
FT % :	1st Half:	7- 7	1.000	2nd Half:	10-13	.769	Game:	.850

	1st	2nd	OT	OT	Tot
OKR	21	20			41
COLU	27	39			66

OFFICIALS:
Technical Fouls: none
Attendance:

OFFICIAL NCAA BASKETBALL BOX SCORE - FIRST HALF

OAK RIDGE HIGH SCHOOL

Date: March 19, 1999

	OKR (VISITORS)		Total FG	Total AT	3-Pts FG	3-Pts AT	FT	AT	Rebounds OF	DF	To	PF	TP	A	TO	BK	ST	MN
3	HERRING, KENNETH	f	0	2	0	0	0	0	0	0	0	1	0	3	0	0	0	13
40	WOOFTER, GREG	f	1	2	0	0	0	0	1	1	2	2	2	1	2	1	0	11
50	LANE, HALSTON	c	5	12	1	2	0	0	1	4	5	2	11	1	2	0	1	16
4	BOOKER, JAMES	g	0	1	0	0	1	2	0	0	0	2	1	0	2	0	1	9
20	PORTER, ADRIAN	g	0	4	0	0	2	2	0	1	1	0	2	1	3	0	1	16
54	ADAMS, GREG		1	3	1	2	0	0	2	1	3	0	3	0	1	0	0	9
52	SCHNEIDER, JAMES		1	2	0	0	0	0	2	0	2	1	2	0	0	0	0	5
34	HEIDEL, ERIC		0	0	0	0	0	0	0	0	0	0	0	0	0	0	0	1
10	WALKER, DREW		0	0	0	0	0	0	0	0	0	0	0	0	0	0	0	--
12	NESBIT, ROSS		0	0	0	0	0	0	0	0	0	0	0	0	0	0	0	--
32	WILMES, SHANNON		0	0	0	0	0	0	0	0	0	0	0	0	0	0	0	--
	Team Totals								1	2	3				0			
	TOTALS		8	26	2	4	3	4	7	9	16	8	21	6	10	1	3	80

Deadball Rebounds: 1, 0: 1

Tot FG %: 1st Half: 8-26 .308
3-Pt FG %: 1st Half: 2- 4 .500
FT % : 1st Half: 3- 4 .750

COLUMBIA CENTRAL HIGH SCHOOL

	COLU (HOME)		Total FG	Total AT	3-Pts FG	3-Pts AT	FT	AT	Rebounds OF	DF	To	PF	TP	A	TO	BK	ST	MN
22	GOODMAN, DAZ	f	1	5	0	0	0	0	2	0	2	1	2	0	1	0	1	15
33	HAMPTON, HOLLIS	f	2	4	0	1	4	4	0	4	4	1	8	1	2	0	0	15
41	COOPER, DEON	c	2	3	0	0	0	0	1	2	3	3	4	0	3	0	0	9
10	WHITTAKER, ASHLEY	g	2	4	1	2	0	0	0	1	1	0	5	4	2	0	2	16
14	GRAY, AARON	g	1	2	1	2	3	3	0	3	3	2	6	2	0	0	1	11
54	COOPER, JEROMATRIS		0	0	0	0	0	0	0	0	0	1	0	0	1	0	0	4
20	KNIGHT, JOEY		1	3	0	1	0	0	0	0	0	1	2	0	0	0	0	6
34	KNIGHT, WILL		0	0	0	0	0	0	0	0	0	0	0	1	0	0	1	4
12	DUKE, TOMAS		0	0	0	0	0	0	0	0	0	0	0	0	0	0	0	--
24	BURKEEN, ALFREDO		0	0	0	0	0	0	0	0	0	0	0	0	0	0	0	--
30	BROWN, TIM		0	0	0	0	0	0	0	0	0	0	0	0	0	0	0	--
40	VAUGHN, PHILLIP		0	0	0	0	0	0	0	0	0	0	0	0	0	0	0	--
44	BROWNE, THOMAS		0	0	0	0	0	0	0	0	0	0	0	0	0	0	0	--
50	RENFRO, JEFF		0	0	0	0	0	0	0	0	0	0	0	0	0	0	0	--
52	WILLIAMS, RICARDO		0	0	0	0	0	0	0	0	0	0	0	0	0	0	0	--
	Team Totals								0	1	1				0			
	TOTALS		9	21	2	6	7	7	3	11	14	9	27	8	9	0	5	80

Deadball Rebounds: 0, 0: 0

Tot FG %: 1st Half: 9-21 .429
3-Pt FG %: 1st Half: 2- 6 .333
FT % : 1st Half: 7- 7 1.000

	1st	2nd	OT	OT	Tot
OKR	21				21
COLU	27				27

OFFICIALS:
Technical Fouls:
Attendance:

OFFICIAL NCAA BASKETBALL BOX SCORE — Site: MURFREESBORO, TENNESSEE

COLUMBIA CENTRAL HIGH SCHOOL — Date: March 20, 1999

	COLU (VISITORS)		Total FG	Total AT	3-Pts FG	3-Pts AT	FT	FT AT	Rebounds OF	Rebounds DF	Rebounds To	PF	TP	A	TO	BK	ST	MN
22	GOODMAN, DAZ	f	4	7	0	2	0	0	0	2	2	2	8	3	6	0	2	31
* 33	HAMPTON, HOLLIS	f	8	17	0	5	1	1	5	4	9	3	17	1	1	0	2	30
* 41	COOPER, DEON	c	2	4	0	0	0	0	1	3	4	4	4	0	2	1	0	21
* 10	WHITTAKER, ASHLEY	g	4	12	1	5	0	0	0	4	4	4	9	3	2	0	0	26
* 14	GRAY, AARON	g	1	3	1	3	4	5	1	1	2	4	7	1	2	0	1	25
54	COOPER, JEROMATRIS		0	0	0	0	0	0	0	1	1	1	0	0	2	0	0	4
20	KNIGHT, JOEY		0	4	0	0	0	0	1	0	1	0	0	0	1	0	1	13
34	KNIGHT, WILL		1	1	0	0	0	0	1	3	4	1	2	0	0	0	0	10
12	DUKE, TOMAS		--	--	--	--	--	--	--	--	--	--	--	--	--	--	--	DNP
24	BURKEEN, ALFREDO		--	--	--	--	--	--	--	--	--	--	--	--	--	--	--	DNP
30	BROWN, TIM		--	--	--	--	--	--	--	--	--	--	--	--	--	--	--	DNP
40	VAUGHN, PHILLIP		--	--	--	--	--	--	--	--	--	--	--	--	--	--	--	DNP
44	BROWNE, THOMAS		--	--	--	--	--	--	--	--	--	--	--	--	--	--	--	DNP
50	RENFRO, JEFF		--	--	--	--	--	--	--	--	--	--	--	--	--	--	--	DNP
52	WILLIAMS, RICARDO		--	--	--	--	--	--	--	--	--	--	--	--	--	--	--	DNP
	Team Totals								2	0	2				0			
	TOTALS		20	48	2	15	5	6	11	18	29	19	47	8	16	1	6	160

Deadball Rebounds: 0, 0: 0

Tot FG %:	1st Half:	9-18	.500	2nd Half: 11-30	.367	Game: .417
3-Pt FG %:	1st Half:	1- 6	.167	2nd Half: 1- 9	.111	Game: .133
FT % :	1st Half:	3- 3	1.000	2nd Half: 2- 3	.667	Game: .833

WHITE COUNTY HIGH SCHOOL

	WICO (HOME)		Total FG	Total AT	3-Pts FG	3-Pts AT	FT	FT AT	Rebounds OF	Rebounds DF	Rebounds To	PF	TP	A	TO	BK	ST	MN
● 23	GRIBBLE, KYLE	f	6	12	2	4	5	8	3	5	8	3	19	2	0	0	2	32
* 33	MITCHELL, CAMERON	f	2	3	1	2	0	0	0	1	1	0	5	2	2	0	2	25
* 3	AUSTIN, JARED	c	5	6	0	0	1	2	3	5	8	0	11	3	1	0	2	32
* 10	JOLLY, BRENT	g	6	15	0	3	4	7	1	5	6	1	16	3	4	0	0	32
20	JONES, BILL	g	1	4	0	1	0	0	0	0	0	3	2	0	1	0	0	26
32	HOLMAN, BRANT		1	1	0	0	0	0	0	0	0	1	2	0	2	0	1	11
34	CUNNINGHAM, MICHAEL		0	0	0	0	1	2	0	0	0	0	1	0	0	0	0	2
05	RICHMOND, CRAIG		--	--	--	--	--	--	--	--	--	--	--	--	--	--	--	DNP
15	COLE, DANIEL		--	--	--	--	--	--	--	--	--	--	--	--	--	--	--	DNP
22	SIMS, STAN		--	--	--	--	--	--	--	--	--	--	--	--	--	--	--	DNP
31	MASTERS, DEREK		--	--	--	--	--	--	--	--	--	--	--	--	--	--	--	DNP
45	BAILEY, MATT		--	--	--	--	--	--	--	--	--	--	--	--	--	--	--	DNP
41	SORRELL, JUSTIN		--	--	--	--	--	--	--	--	--	--	--	--	--	--	--	DNP
	Team Totals								0	2	2				0			
	TOTALS		21	41	3	10	11	19	7	18	25	8	56	10	10	0	7	160

Deadball Rebounds: 3, 0: 3

Tot FG %:	1st Half:	9-22	.409	2nd Half: 12-19	.632	Game: .512
3-Pt FG %:	1st Half:	0- 3	.000	2nd Half: 3- 7	.429	Game: .300
FT % :	1st Half:	2- 4	.500	2nd Half: 9-15	.600	Game: .579

	1st	2nd	OT	OT	Tot
COLU	22	25			47
WICO	20	36			56

OFFICIALS:

~~Technical Fouls: none~~

Attendance:

* ALL-TOURNAMENT

● MVP

OFFICIAL NCAA BASKETBALL BOX SCORE - FIRST HALF
COLUMBIA CENTRAL HIGH SCHOOL

Date: March 20, 1999

	COLU (VISITORS)		Total FG	Total AT	3-Pts FG	3-Pts AT	FT	FT AT	Rebounds OF	Rebounds DF	Rebounds To	PF	TP	A	TO	BK	ST	MN
22	GOODMAN, DAZ	f	3	4	0	1	0	0	0	1	1	0	6	2	4	0	1	15
33	HAMPTON, HOLLIS	f	4	6	0	2	0	0	1	3	4	0	8	1	0	0	1	14
41	COOPER, DEON	c	1	2	0	0	0	0	0	2	2	2	2	0	0	0	0	11
10	WHITTAKER, ASHLEY	g	0	3	0	2	0	0	0	2	2	2	0	1	2	0	0	10
14	GRAY, AARON	g	1	1	1	1	3	3	0	0	0	1	6	1	1	0	0	12
54	COOPER, JEROMATRIS		0	0	0	0	0	0	0	1	1	1	0	0	2	0	0	4
20	KNIGHT, JOEY		0	2	0	0	0	0	0	0	0	0	0	0	1	0	1	9
34	KNIGHT, WILL		0	0	0	0	0	0	0	1	1	1	0	0	0	0	0	5
12	DUKE, TOMAS		0	0	0	0	0	0	0	0	0	0	0	0	0	0	0	--
24	BURKEEN, ALFREDO		0	0	0	0	0	0	0	0	0	0	0	0	0	0	0	--
30	BROWN, TIM		0	0	0	0	0	0	0	0	0	0	0	0	0	0	0	--
40	VAUGHN, PHILLIP		0	0	0	0	0	0	0	0	0	0	0	0	0	0	0	--
44	BROWNE, THOMAS		0	0	0	0	0	0	0	0	0	0	0	0	0	0	0	--
50	RENFRO, JEFF		0	0	0	0	0	0	0	0	0	0	0	0	0	0	0	--
52	WILLIAMS, RICARDO		0	0	0	0	0	0	0	0	0	0	0	0	0	0	0	--
	Team Totals								1	0	1				0			
	TOTALS		9	18	1	6	3	3	2	10	12	7	22	5	10	0	3	80

Deadball Rebounds: 0, 0: 0

Tot FG %: 1st Half: 9-18 .500
3-Pt FG %: 1st Half: 1- 6 .167
FT % : 1st Half: 3- 3 1.000

WHITE COUNTY HIGH SCHOOL

	WICO (HOME)		Total FG	Total AT	3-Pts FG	3-Pts AT	FT	FT AT	Rebounds OF	Rebounds DF	Rebounds To	PF	TP	A	TO	BK	ST	MN
23	GRIBBLE, KYLE	f	2	6	0	1	1	2	2	2	4	1	5	0	0	0	2	16
33	MITCHELL, CAMERON	f	1	2	0	1	0	0	0	0	0	0	2	2	1	0	2	12
3	AUSTIN, JARED	c	3	4	0	0	0	0	1	3	4	0	6	2	1	0	1	16
10	JOLLY, BRENT	g	2	8	0	1	0	0	0	1	1	1	4	2	3	0	0	16
20	JONES, BILL	g	0	1	0	0	0	0	0	0	0	1	0	0	1	0	0	14
32	HOLMAN, BRANT		1	1	0	0	0	0	0	0	0	0	2	0	0	0	1	4
34	CUNNINGHAM, MICHAEL		0	0	0	0	1	2	0	0	0	0	1	0	0	0	0	2
5	RICHMOND, CRAIG		0	0	0	0	0	0	0	0	0	0	0	0	0	0	0	--
15	COLE, DANIEL		0	0	0	0	0	0	0	0	0	0	0	0	0	0	0	--
22	SIMS, STAN		0	0	0	0	0	0	0	0	0	0	0	0	0	0	0	--
31	MASTERS, DEREK		0	0	0	0	0	0	0	0	0	0	0	0	0	0	0	--
41	SORRELL, JUSTIN		0	0	0	0	0	0	0	0	0	0	0	0	0	0	0	--
45	BAILEY, MATT		0	0	0	0	0	0	0	0	0	0	0	0	0	0	0	--
	Team Totals								0	1	1				0			
	TOTALS		9	22	0	3	2	4	3	7	10	3	20	6	6	0	6	80

Deadball Rebounds: 2, 0: 2

Tot FG %: 1st Half: 9-22 .409
3-Pt FG %: 1st Half: 0- 3 .000
FT % : 1st Half: 2- 4 .500

	1st	2nd	OT	OT	Tot
COLU	22				22
WICO	20				20

OFFICIALS:
Technical Fouls:
Attendance:

1998 Class AAA State Boys' Basketball Tournament

March 18 - March 21, 1998 · Murphy Center - MTSU - Murfreesboro, TN



OFFICIAL NCAA BASKETBALL BOX SCORE

Site: Murfreesboro, Tenn
Date: March 19, 1998

Whites Creek High School (27-9)

	Whites Creek (HOME)		Total FG	Total AT	3-Pts FG	3-Pts AT	FT	AT	Rebounds OF	DF	To	PF	TP	A	TO	BK	ST	MN
12	Merritt, Ryan	f	6	11	1	2	0	0	1	3	4	2	13	2	0	1	5	25
34	Brooks, George	f	2	5	0	0	0	0	0	0	0	5	4	0	1	0	0	13
40	Bradley, Odell	c	5	9	0	0	2	2	1	2	3	3	12	0	1	1	0	29
20	Mosley, Jacob	g	3	7	0	2	1	2	2	2	4	2	7	2	7	0	2	32-
22	Cambridge, Desmond	g	4	9	0	1	6	9	1	4	5	2	14	1	5	4	3	32
32	Johnson, Reggie		0	0	0	0	0	0	0	0	0	0	0	0	0	0	0	4
30	Nance, Travis		1	1	0	0	2	2	1	2	3	2	4	0	1	0	0	6
44	Toran, Jarmille		2	4	0	0	7	8	2	4	6	2	11	1	0	0	0	16
10	Owen, Calvin		0	1	0	1	0	0	1	0	1	1	0	0	0	0	1	3
14	Farrell, Michael		0	0	0	0	0	0	0	0	0	0	0	0	0	0	0	0+
	Team Totals								1	0	1				0			
	TOTALS		23	47	1	6	18	23	10	17	27	19	65	6	15	6	11	160

Deadball Rebounds: 1, 0: 1

Tot FG %:	1st Half:	15-22	.682	2nd Half: 8-25	.320	Game: .489
3-Pt FG %:	1st Half:	1- 4	.250	2nd Half: 0- 2	.000	Game: .167
FT % :	1st Half:	9-11	.818	2nd Half: 9-12	.750	Game: .783

Columbia Central High School (31-3)

	Col (HOME)		Total FG	Total AT	3-Pts FG	3-Pts AT	FT	AT	Rebounds OF	DF	To	PF	TP	A	TO	BK	ST	MN
20	Childress, Meco	f	5	15	3	8	3	4	3	1	4	4	16	3	1	1	0	32
33	Hampton, Hollis	f	4	8	0	1	3	4	6	6	12	3	11	2	7	1	1	32-
41	Cooper, Deon	c	1	1	0	0	0	0	2	1	3	2	2	1	1	1	1	12
10	Whittaker, Ashley	g	2	8	1	5	2	5	0	0	0	1	7	3	6	1	2	32
22	Goodman, Daz	g	2	8	0	1	6	6	5	6	11	2	10	0	5	0	1	24
14	Gray, Aaron		2	4	2	4	0	0	1	2	3	1	6	1	1	0	0	14
54	Cooper, Jeromatris		3	3	0	0	0	0	0	1	1	2	6	0	1	0	0	12
24	Burkeen, Alfredo		0	1	0	0	0	3	0	1	1	0	0	1	0	0	1	2
12	Williams, Ricardo		--	--	--	--	--	--	--	--	--	--	--	--	--	--	--	DNP
30	Brown, Tim		--	--	--	--	--	--	--	--	--	--	--	--	--	--	--	DNP
34	Knight, Will		--	--	--	--	--	--	--	--	--	--	--	--	--	--	--	DNP
40	Vaughn, Phillip		--	--	--	--	--	--	--	--	--	--	--	--	--	--	--	DNP
44	Browne, Thomas		--	--	--	--	--	--	--	--	--	--	--	--	--	--	--	DNP
50	Renfro, Jeff		--	--	--	--	--	--	--	--	--	--	--	--	--	--	--	DNP
52	Nowlin, Patrick		--	--	--	--	--	--	--	--	--	--	--	--	--	--	--	DNP
	Team Totals								0	0	0				0			
	TOTALS		19	48	6	19	14	22	17	18	35	15	58	11	22	4	6	160

Deadball Rebounds: 3, 0: 3

Tot FG %:	1st Half:	11-24	.458	2nd Half: 8-24	.333	Game: .396
3-Pt FG %:	1st Half:	2- 8	.250	2nd Half: 4-11	.364	Game: .316
FT % :	1st Half:	3-10	.300	2nd Half: 11-12	.917	Game: .636

	1st	2nd	OT	OT	Tot
WhCr	40	25			65
Col	27	31			58

FFICIALS: Danny Chandler, Rom Stinnett, Ron Barnett
echnical Fouls: none
ttendance: TBA
omments: TSSAA Boys' Class AAA State Tournament Quarterfinal

WCHS | 16/13 | 24/14 | 12/13 | 13/19 |
CCHS

OFFICIAL NCAA BASKETBALL BOX SCORE - FIRST HALF

Date: March 19, 1998

Whites Creek High School

	WhCr (VISITORS)		Total FG	Total AT	3-Pts FG	3-Pts AT	FT	AT	Rebounds OF	DF	To	PF	TP	A	TO	BK	ST	MN
12	Merritt, Ryan	f	3	3	1	1	0	0	0	0	0	1	7	0	0	0	2	10
34	Brooks, George	f	2	3	0	0	0	0	0	0	0	2	4	0	1	0	0	6
40	Bradley, Odell	c	3	3	0	0	2	2	1	1	2	2	8	0	1	1	0	13
20	Mosley, Jacob	g	2	4	0	1	0	0	1	0	1	0	4	1	4	0	0	16
22	Cambridge, Desmond	g	3	6	0	1	3	5	0	3	3	1	9	1	1	2	2	16
32	Johnson, Reggie		0	0	0	0	0	0	0	0	0	1	0	0	0	0	0	4
30	Nance, Travis		1	1	0	0	2	2	1	2	3	2	4	0	1	0	0	5
44	Toran, Jarmille		1	1	0	0	2	2	0	2	2	1	4	0	0	0	0	7
10	Owen, Calvin		0	1	0	1	0	0	0	0	0	1	0	0	0	0	1	3
14	Farrell, Michael		0	0	0	0	0	0	0	0	0	0	0	0	0	0	0	--
	Team Totals								0	0	0				0			
	TOTALS		15	22	1	4	9	11	3	8	11	11	40	2	8	3	5	80

Deadball Rebounds: 1, 0: 1

Tot FG %: 1st Half: 15-22 .682
3-Pt FG %: 1st Half: 1- 4 .250
FT % : 1st Half: 9-11 .818

Columbia Central High School

	Col (HOME)		Total FG	Total AT	3-Pts FG	3-Pts AT	FT	AT	Rebounds OF	DF	To	PF	TP	A	TO	BK	ST	MN
20	Childress, Meco	f	4	10	2	5	0	0	2	0	2	1	10	0	0	0	0	16
33	Hampton, Hollis	f	3	5	0	1	3	4	3	1	4	1	9	2	4	0	0	16
41	Cooper, Deon	c	1	1	0	0	0	0	1	1	2	2	2	0	1	1	0	6
10	Whittaker, Ashley	g	0	1	0	1	0	3	0	0	0	0	0	1	4	0	0	16
22	Goodman, Daz	g	0	2	0	0	0	0	2	1	3	1	0	0	3	0	1	8
14	Gray, Aaron		0	1	0	1	0	0	0	0	0	1	0	1	0	0	0	6
54	Cooper, Jeromatris		3	3	0	0	0	0	0	1	1	1	6	0	0	0	0	10
24	Burkeen, Alfredo		0	1	0	0	0	3	0	1	1	0	0	1	0	0	1	2
12	Williams, Ricardo		0	0	0	0	0	0	0	0	0	0	0	0	0	0	0	--
30	Brown, Tim		0	0	0	0	0	0	0	0	0	0	0	0	0	0	0	--
34	Knight, Will		0	0	0	0	0	0	0	0	0	0	0	0	0	0	0	--
40	Vaughn, Phillip		0	0	0	0	0	0	0	0	0	0	0	0	0	0	0	--
44	Browne, Thomas		0	0	0	0	0	0	0	0	0	0	0	0	0	0	0	--
50	Renfro, Jeff		0	0	0	0	0	0	0	0	0	0	0	0	0	0	0	--
52	Nowlin, Patrick		0	0	0	0	0	0	0	0	0	0	0	0	0	0	0	--
	Team Totals								1	0	1				0			
	TOTALS		11	24	2	8	3	10	9	5	14	7	27	5	12	1	2	80

Deadball Rebounds: 3, 0: 3

Tot FG %: 1st Half: 11-24 .458
3-Pt FG %: 1st Half: 2- 8 .250
FT % : 1st Half: 3-10 .300

WCHS	16	24	
CCHS	13	14	

	1st	2nd	OT	OT	Tot
WhCr	40				40
Col	27				27

OFFICIALS: Danny Chandler, Rom Stinnett, Ron Barnett
Technical Fouls:
Attendance: TBA
Comments: TSSAA Boys' Class AAA State Tournament Quarterfinal

1994 Class AAA State Boys' Basketball Tournament

March 16 - March 19, 1994 · Murphy Center - MTSU - Murfreesboro, TN

Game 1
Thu. Mar. 17 2:30 PM

Memphis East (24-7)	60
Columbia (32-1)	59

Game 2
Thu. Mar. 17 5:15 PM

Nashville Overton (29-3)	71
Bolton (18-16)	57

Game 3
Thu. Mar. 17 7:00 PM

Science Hill (34-2)	66
Bearden (31-2)	63

Game 4
Thu. Mar. 17 8:45 PM

MBA (34-2)	60
Oakland (30-2)	55

Game 5
Fri. Mar. 18 7:00 PM

Memphis East	78
Nashville Overton	81

Game 6
Fri. Mar. 18 8:45 PM

Science Hill	83
MBA	70

Game 7
Sat. Mar. 19 7:00 PM

Nashville Overton	62
Science Hill	79

Science Hill
STATE CHAMPION

OFFICIAL NCAA BASKETBALL BOX SCORE

Site: Murfreesboro, Tenn.

Date: March 17, 1994

Columbia Central High School (32-2)

COHS (VISITORS)			Total FG	Total AT	3-Pts FG	3-Pts AT	FT	AT	Rebounds OF	DF	To	PF	TP	A	TO	BK	ST	MN
15	Dial, TiJuan	f	3	15	2	12	0	0	1	1	2	4	8	0	1	0	1	32
33	Alderson, Rico	f	11	18	0	0	6	7	6	8	14	3	28	2	5	1	4	32
52	Germany, Toshiro	c	3	7	0	0	0	2	3	2	5	5	6	0	2	0	2	19
23	Lewis, Travis	g	1	3	0	2	0	0	1	2	3	1	2	6	8	1	2	32
24	Cooper, Tramaine	g	2	11	0	3	10	13	4	7	11	3	14	1	5	0	3	28
14	Webster, Cameron		0	1	0	1	0	0	1	0	1	0	0	0	0	0	0	4
20	Wright, Sean		0	2	0	1	1	2	1	1	2	4	1	1	0	1	1	13
10	Spears, Shey		--	--	--	--	--	--	--	--	--	--	--	--	--	--	--	DNP
12	Sewell, Tim		--	--	--	--	--	--	--	--	--	--	--	--	--	--	--	DNP
22	Iglesias, Alex		--	--	--	--	--	--	--	--	--	--	--	--	--	--	--	DNP
30	Watson, Gabe		--	--	--	--	--	--	--	--	--	--	--	--	--	--	--	DNP
34	Dial, Jason		--	--	--	--	--	--	--	--	--	--	--	--	--	--	--	DNP
40	Duke, Seneca		--	--	--	--	--	--	--	--	--	--	--	--	--	--	--	DNP
44	Tanner, Dedrick		--	--	--	--	--	--	--	--	--	--	--	--	--	--	--	DNP
54	Bratton, Russ		--	--	--	--	--	--	--	--	--	--	--	--	--	--	--	DNP
	Team Totals								1	4	5				0			
	TOTALS		20	57	2	19	17	24	18	25	43	20	59	10	21	3	13	160

Deadball Rebounds: 3, 0: 3

Tot FG %:	1st Half:	11-32	.344	2nd Half: 9-25	.360	Game: .351
3-Pt FG %:	1st Half:	1-12	.083	2nd Half: 1- 7	.143	Game: .105
FT % :	1st Half:	3- 7	.429	2nd Half: 14-17	.824	Game: .708

Memphis East High School (25-7)

MEHS (HOME)			Total FG	Total AT	3-Pts FG	3-Pts AT	FT	AT	Rebounds OF	DF	To	PF	TP	A	TO	BK	ST	MN
00	Brown, Quinton	f	3	6	0	0	1	2	4	2	6	2	7	0	0	1	1	11
45	Thomas, Marlon	f	3	10	0	2	2	2	2	2	4	2	8	2	5	0	2	17
33	Strong, Maurice	c	4	11	0	0	3	4	5	6	11	4	11	1	1	1	0	25
14	Harris, Tony	g	2	10	0	2	3	6	3	4	7	3	7	3	4	0	4	24
35	Edwards, Terrance	g	3	6	0	0	3	4	0	1	1	1	9	0	3	1	3	21
10	Clemons, Jesse		2	9	0	1	0	0	2	1	3	1	4	3	1	1	1	20
24	Tisdale, Marlon		0	0	0	0	0	0	0	0	0	2	0	0	2	0	0	12
31	Linsey, Shane		0	0	0	0	0	0	0	0	0	1	0	0	0	0	0	3
51	Dailey, Derrick		2	4	0	0	1	2	3	1	4	1	5	1	1	0	0	7
53	Lobbins, Michael		4	9	0	0	1	3	4	4	8	2	9	0	2	0	2	20
11	Wright, Courtney		--	--	--	--	--	--	--	--	--	--	--	--	--	--	--	DNP
13	Saulter, Detric		--	--	--	--	--	--	--	--	--	--	--	--	--	--	--	DNP
15	Manning, Toby		--	--	--	--	--	--	--	--	--	--	--	--	--	--	--	DNP
21	Mosby, Reginald		--	--	--	--	--	--	--	--	--	--	--	--	--	--	--	DNP
23	Lambert, Jemar		--	--	--	--	--	--	--	--	--	--	--	--	--	--	--	DNP
	Team Totals								0	2	2				0			
	TOTALS		23	65	0	5	14	23	23	23	46	19	60	10	19	4	13	160

Deadball Rebounds: 3, 0: 3

Tot FG %:	1st Half:	14-37	.378	2nd Half: 9-28	.321	Game: .354
3-Pt FG %:	1st Half:	0- 3	.000	2nd Half: 0- 2	.000	Game: .000
FT % :	1st Half:	2- 5	.400	2nd Half: 12-18	.667	Game: .609

	1st	2nd	OT	OT	Tot
COHS	26	33			59
MEHS	30	30			60

OFFICIALS: Larry McDaniel, Ron Sisk, Ernest White

Technical Fouls: Dailey,D;Lobbins,M

Attendance: 4718

Comments: TSSAA State Tournament

	1st	2nd	3rd	4th	
Columbia	14	12	16	17	59
Memphis East	15	15	15	15	60

CURRENT STATS - HALFTIME

CompuSTATS / San Diego,CA (619)296-783

Columbia Central High School

Date: March 17, 1994

	COHS (VISITORS)		Total FG	Total AT	3-pts FG	3-pts AT	FT	AT	Rebounds OF	DF	To	PF	TP	A	TO	BK	ST	MN
15	Dial,TiJuan	f	2	10*	1*	8*	0	0	0	0	0	2	5	0	0	0	1	16
33	Alderson,Rico	f	6*	9	0	0	2*	3*	3*	4*	7*	0	14*<	2	2	0	2*	16
52	Germany,Toshiro	c	2	6	0	0	0	2	3*	2	5	2	4	0	1	0	1	16
23	Lewis,Travis	g	0	1	0	1	0	0	1	1	2	0	0	4*	5*	1*	0	16
24	Cooper,Tramaine	g	1	4	0	2	1	2	1	3	4	3*	3	0	3	0	2*	13
10	Spears,Shey		0	0	0	0	0	0	0	0	0	0	0	0	0	0	0	0
12	Sewell,Tim		0	0	0	0	0	0	0	0	0	0	0	0	0	0	0	0
14	Webster,Cameron		0	1	0	1	0	0	1	0	1	0	0	0	0	0	0	3
20	Wright,Sean		0	1	0	0	0	0	0	0	0	0	0	0	0	0	0	0
22	Iglesias,Alex		0	0	0	0	0	0	0	0	0	0	0	0	0	0	0	0
30	Watson,Gabe		0	0	0	0	0	0	0	0	0	0	0	0	0	0	0	0
34	Dial,Jason		0	0	0	0	0	0	0	0	0	0	0	0	0	0	0	0
40	Duke,Seneca		0	0	0	0	0	0	0	0	0	0	0	0	0	0	0	0
44	Tanner,Dedrick		0	0	0	0	0	0	0	0	0	0	0	0	0	0	0	0
54	Bratton,Russ		0	0	0	0	0	0	0	0	0	0	0	0	0	0	0	0
	Team Totals									1	3	4			11			
	TOTALS		11	32	1	12	3	7	10	13	23	7	26	6	11	1	6	80

Deadball Rebounds: 1, 0: 1

Tot FG %:	1st Half:	11-32	.344	2nd Half:	0- 0	.000	Game: .344
3-Pt FG %:	1st Half:	1-12	.083	2nd Half:	0- 0	.000	Game: .083
FT % :	1st Half:	3- 7	.429	2nd Half:	0- 0	.000	Game: .429

Memphis East High School

	MEHS (HOME)		Total FG	Total AT	3-Pts FG	3-Pts AT	FT	AT	Rebounds OF	DF	To	PF	TP	A	TO	BK	ST	MN
00	Brown,Quinton	f	1	3	0	0	1*	2	1	1	2	0	3	0	0	0	1	6
45	Thomas,Marlon	f	2	5	0	1	0	0	1	1	2	2*	4	2*	2*	0	1	8
33	Strong,Maurice	c	2	4	0	0	0	0	1	4*	5*	2*	4	1	1	0	0	11
14	Harris,Tony	g	2	8*	0	2*	0	0	3*	2	5*	1	4	2*	1	0	2*	14
35	Edwards,Terrance	g	2	4	0	0	0	0	0	1	1	0	4	0	1	0	0	10
10	Clemons,Jesse		1	5	0	0	0	0	2	1	3	0	2	1	0	1*	0	10
11	Wright,Courtney		0	0	0	0	0	0	0	0	0	0	0	0	0	0	0	0
13	Saulter,Detric		0	0	0	0	0	0	0	0	0	0	0	0	0	0	0	0
15	Manning,Toby		0	0	0	0	0	0	0	0	0	0	0	0	0	0	0	0
21	Mosby,Reginald		0	0	0	0	0	0	0	0	0	0	0	0	0	0	0	0
23	Lambert,Jemar		0	0	0	0	0	0	0	0	0	0	0	0	0	0	0	0
24	Tisdale,Marlon		0	0	0	0	0	0	0	0	0	1	0	0	1	0	0	4
31	Linsey,Shane		0	0	0	0	0	0	0	0	0	1	0	0	0	0	0	2
51	Dailey,Derrick		1	3	0	0	0	0	2	1	3	0	2	1	1	0	0	5
53	Lobbins,Michael		3*	5	0	0	1*	3*	2	3	5*	1	7*<	0	2*	0	0	10
	Team Totals								0	0	0				9			
	TOTALS		14	37	0	3	2	5	12	14	26	8	30	7	9	1	4	80

Deadball Rebounds: 1, 0: 1

Tot FG %:	1st Half:	14-37	.378	2nd Half:	0- 0	.000	Game: .378
3-Pt FG %:	1st Half:	0- 3	.000	2nd Half:	0- 0	.000	Game: .000
FT % :	1st Half:	2- 5	.400	2nd Half:	0- 0	.000	Game: .400

* - Denotes high in that category

MEHS: largest lead: 7 No. of leads: 4
COHS: largest lead: 6 No. of leads: 3

Lead Changes: 3 No. of Ties: 3

	1	2	H
Columbia	14	12	26
Memphis East	15	15	30

1993 Class AAA State Boys' Basketball Tournament

March 17 - March 20, 1993 · Murphy Center - MTSU - Murfreesboro, TN

Game 1
Thu. Mar. 18 2:30 PM

Science Hill (29-6)	61
Nashville Overton (28-5)	57

Game 2
Thu. Mar. 18 5:15 PM

Columbia (27-5)	72
Bolton (26-9)	67

Game 3
Thu. Mar. 18 7:00 PM

Oakland (29-3)	64
Whites Creek (27-7)	54

Game 4
Thu. Mar. 18 8:45 PM

Fairley (34-1)	75
Dobyns Bennett (35-1)	60

Game 5
Fri. Mar. 19 7:00 PM

Science Hill	68
Columbia	74

Game 6
Fri. Mar. 19 8:45 PM

Oakland	59
Fairley	65

Game 7
Sat. Mar. 20 8:00 PM

Columbia	71
Fairley	91

Fairley
STATE CHAMPION

OFFICIAL NCAA BASKETBALL BOX SCORE 03-17-93 MURFREESBORO

Licensed To: Middle Tennessee FINAL BOX

VISITORS: COLUMBIA 28-5

NO	PLAYER	FG	FGA	3P	3PA	FT	FTA	OR	DR	TOT	PF	PTS	A	TO	BLK	S	MIN
10	KENNY ALDERSON	2	8	0	4	2	2	1	1	2	0	6	1	0	0	0	18
14	RONNIE PILLOW	5	13	0	6	0	4	2	7	9	0	10	2	5	0	3	31
23	TRAVIS LEWIS	1	1	0	0	1	3	0	1	1	1	3	7	6	0	1	32
24	TREMAINE COOPER	10	12	3	3	5	7	2	3	5	2	28	0	5	0	0	30
33	RICO ALDERSON	4	6	0	0	3	5	2	3	5	2	11	0	1	2	0	27
22	AXEL IGLESIAS	DNP- CC															
44	MARVIN KELSEY	1	1	0	0	0	2	1	0	1	3	2	0	0	0	0	2
15	TIJUAN DIAL	4	5	2	3	2	2	2	1	3	2	12	0	0	0	1	15
54	REGGIE LOCKRIDGE	DNP- CC															
30	CLIFTON McNIGHT	DNP- CC															
34	CEDRIC NEAL	0	0	0	0	0	0	0	0	0	0	0	0	0	0	0	5
40	MAURICE PATRICK	DNP- CC															
20	SENECA DUKE	DNP- CC															
12	TIMMY SEWELL	DNP- CC															
52	CAMEROON WEBSTER	DNP- CC															
	TEAM							1	0	1				0			
	TOTALS	27	46	5	16	13	25	11	16	27	10	72	10	17	2	5	160

TOTAL FG %	1st Half 50.0	2nd Half 72.2	OT	Game 58.7	DEADBALL		
3 PT FG %	1st Half 30.8	2nd Half 33.3	OT	Game 31.3	REBOUNDS	3	
FT %	1st Half 60.0	2nd Half 50.0	OT	Game 52.0			

HOME: BOLTON 26-10

NO	PLAYER	FG	FGA	3P	3PA	FT	FTA	OR	DR	TOT	PF	PTS	A	TO	BLK	S	MIN
10	JEFF THOMAS	0	3	0	2	0	0	1	1	2	2	0	1	3	0	2	18
20	LEO BILES	0	0	0	0	0	0	1	0	1	2	0	1	2	0	3	26
32	MYRON LEWIS	4	12	1	6	4	4	3	3	6	5	13	2	4	0	0	31
50	JOHN GALES	14	23	0	1	2	6	6	6	12	4	30	0	2	0	1	29
51	TYRONE HURD	8	13	0	1	0	0	6	2	8	2	16	1	0	2	2	20
30	COREY CRAWFORD	DNP- CC															
44	PATRICK LEVY	0	0	0	0	0	0	0	0	0	0	0	0	1	0	0	3
40	BRAD BURNETT	DNP- CC															
14	ERIC PAIGE	0	0	0	0	0	0	0	0	0	2	0	1	4	0	0	5
21	AUTHUR SYDNEY	DNP- CC															
22	COREY BREWER	DNP- CC															
34	WAYNE WIGGINS	2	9	1	6	1	2	1	2	3	4	6	0	2	0	0	17
12	DAMON WILLIAMS	DNP- CC															
15	CEDRIC WORD	1	1	0	0	0	0	0	0	0	1	2	1	0	0	0	11
	TEAM							1	3	4				0			
	TOTALS	29	61	2	16	7	12	19	17	36	22	67	7	18	2	8	160

TOTAL FG %	1st Half 44.0	2nd Half 50.0	OT	Game 47.5	DEADBALL		
3 PT FG %	1st Half 0.0	2nd Half 20.0	OT	Game 12.5	REBOUNDS	2	
FT %	1st Half 62.5	2nd Half 50.0	OT	Game 58.3			

Technical Fouls: 0

Attendance: TBA

OFFICIALS

#0- ROGER HOUCK

#0- BILL DUNCAN

#0- PETE NORVILLE

SCORE BY PERIODS	1	2	OT	OT	OT	FINAL
COLUMBIA	35	37				72
BOLTON	27	40				67

TECHNICAL FOULS:

1 2 3 4 Final

OFFICIAL NCAA BASKETBALL BOX SCORE 03-17-93 MURFREESBORO

Licensed To: Middle Tennessee FIRST HALF

VISITORS: COLUMBIA

NO	PLAYER	FG	FGA	3P	3PA	FT	FTA	OR	DR	TOT	PF	PTS	A	TO	BLK	S	MIN
10	KENNY ALDERSON	0	5	0	4	0	0	0	1	1	0	0	1	0	0	0	9
14	RONNIE PILLOW	2	7	0	4	0	0	0	5	5	0	4	1	1	0	2	15
23	TRAVIS LEWIS	0	0	0	0	0	0	0	1	1	1	0	5	5	0	1	16
24	TREMAINE COOPER	6	7	2	2	3	4	2	0	2	0	17	0	2	0	0	14
33	RICO ALDERSON	1	3	0	0	0	1	0	1	1	1	2	0	0	1	0	11
22	AXEL IGLESIAS	DNP-															
44	MARVIN KELSEY	1	1	0	0	0	0	1	0	1	3	2	0	0	0	0	1
15	TIJUAN DIAL	4	5	2	3	0	0	2	1	3	2	10	0	0	0	1	9
54	REGGIE LOCKRIDGE	DNP-															
30	CLIFTON McNIGHT	DNP-															
34	CEDRIC NEAL	0	0	0	0	0	0	0	0	0	0	0	0	0	0	0	5
40	MAURICE PATRICK	DNP-															
20	SENECA DUKE	DNP-															
12	TIMMY SEWELL	DNP-															
52	CAMEROON WEBSTER	DNP-															
	TEAM							1	0	1				0			
	TOTALS	14	28	4	13	3	5	6	9	15	7	35	7	8	1	4	80

TOTAL FG %	1st Half 50.0	2nd Half	OT	Game 50.0	DEADBALL		
3 PT FG %	1st Half 30.8	2nd Half	OT	Game 30.8	REBOUNDS	0	
FT %	1st Half 60.0	2nd Half	OT	Game 60.0			

HOME: BOLTON

NO	PLAYER	FG	FGA	3P	3PA	FT	FTA	OR	DR	TOT	PF	PTS	A	TO	BLK	S	MIN
10	JEFF THOMAS	0	2	0	1	0	0	0	1	1	0	0	0	1	0	1	9
20	LEO BILES	0	0	0	0	0	0	0	0	0	0	0	0	1	0	2	13
32	MYRON LEWIS	0	4	0	3	2	2	1	3	4	1	2	2	2	0	0	15
50	JOHN GALES	5	11	0	0	2	4	1	3	4	1	12	0	1	0	0	13
51	TYRONE HURD	4	4	0	0	0	0	3	0	3	2	8	1	0	1	2	8
30	COREY CRAWFORD	DNP-															
44	PATRICK LEVY	0	0	0	0	0	0	0	0	0	0	0	0	1	0	0	3
40	BRAD BURNETT	DNP-															
14	ERIC PAIGE	0	0	0	0	0	0	0	0	0	1	0	0	2	0	0	3
21	AUTHUR SYDNEY	DNP-															
22	COREY BREWER	DNP-															
34	WAYNE WIGGINS	1	3	0	2	1	2	1	1	2	0	3	0	1	0	0	7
12	DAMON WILLIAMS	DNP-															
15	CEDRIC WORD	1	1	0	0	0	0	0	0	0	1	2	1	0	0	0	9
	TEAM							1	2	3				0			
	TOTALS	11	25	0	6	5	8	7	10	17	6	27	4	9	1	5	80

TOTAL FG %	1st Half 44.0	2nd Half	OT	Game 44.0	DEADBALL		
3 PT FG %	1st Half 0.0	2nd Half	OT	Game 0.0	REBOUNDS	1	
FT %	1st Half 62.5	2nd Half	OT	Game 62.5			

Technical Fouls: 0

Attendance:

OFFICIALS

#0- ROGER HOUCK

#0- BILL DUNCAN

#0- PETE NORVILLE

SCORE BY PERIODS	1	2	OT	OT	OT	FINAL
COLUMBIA	35					35
BOLTON	27					27

TECHNICAL FOULS: 1 2

OFFICIAL NCAA BASKETBALL BOX SCORE 03-19-93 MURFREESBORO
Licensed To: Middle Tennessee

FINAL BOX

VISITORS: COLUMBIA 29-5

NO	PLAYER	FG	FGA	3P	3PA	FT	FTA	OR	DR	TOT	PF	PTS	A	TO	BLK	S	MIN
10	KENNY ALDERSON	3	7	0	2	2	2	1	2	3	1	8	1	4	0	2	19
14	RONNIE PILLOW	8	16	0	2	5	8	4	3	7	3	21	0	3	0	3	31
23	TRAVIS LEWIS	1	3	0	0	1	4	0	2	2	1	3	6	5	0	3	27
24	TREMAINE COOPER	5	8	0	1	7	13	0	3	3	4	17	1	7	0	2	30
33	RICO ALDERSON	5	8	0	0	8	10	4	4	8	3	18	0	3	3	0	29
22	AXEL IGLESIAS	DNP- CC															
44	MARVIN KELSEY	0	0	0	0	0	0	0	0	0	1	0	0	0	1	0	3
15	TIJUAN DIAL	3	4	1	1	0	0	1	1	2	3	7	0	2	1	0	21
30	CLIFTON McNIGHT	DNP- CC															
34	CEDRIC NEAL	DNP- CC															
40	MAURICE PATRICK	DNP- CC															
54	SENECA DUKE	DNP- CC															
12	TIMMY SEWELL	DNP- CC															
52	CAMEROON WEBSTER	DNP- CC															
20	SHAWNE WRIGHT	DNP- CC															
	TEAM							2	0	2			0				
	TOTALS	25	46	1	6	23	37	12	15	27	16	74	8	24	5	10	160

TOTAL FG %	1st Half	46.4	2nd Half	66.7	OT	Game	54.3	DEADBALL
3 PT FG %	1st Half	20.0	2nd Half	0.0	OT	Game	16.7	REBOUNDS 2
FT %	1st Half	77.8	2nd Half	57.1	OT	Game	62.2	

HOME: SCIENCE HILL 30-7

NO	PLAYER	FG	FGA	3P	3PA	FT	FTA	OR	DR	TOT	PF	PTS	A	TO	BLK	S	MIN
14	ROB WILLIAMS	2	6	0	0	0	0	1	2	3	5	4	1	7	0	0	17
21	JAY JAY SWARTZ	5	9	3	7	4	4	0	5	5	4	17	1	1	0	0	18
30	ODERIUS WILLIAMS	1	3	0	0	1	4	1	4	5	4	3	1	4	0	0	22
32	WAYNE CARROLL	5	7	0	0	0	0	1	4	5	2	10	0	2	1	0	22
50	BRANDON WATTS	0	6	0	0	0	0	2	1	3	1	0	0	1	0	0	14
40	KATON COLLINS	DNP- CC															
52	TERRY COPELAND	DNP- CC															
54	FRED FAIR	0	0	0	0	0	0	0	1	1	0	0	0	0	1	0	0
24	ANDY HARMON	2	2	1	1	0	0	0	1	1	0	5	0	0	0	0	0
42	JOVANN JOHNSON	8	9	0	0	2	2	4	1	5	5	18	0	3	0	1	24
34	CHRIS PRICE	5	8	0	1	1	1	1	0	1	3	11	1	4	0	2	24
12	NATHANIEL BAILEY	0	1	0	1	0	0	0	0	0	1	0	1	0	0	1	1
10	FRED CHARLES	0	1	0	0	0	1	0	1	1	5	0	4	4	0	1	14
22	TYRONE BACHMAN	0	0	0	0	0	0	0	0	0	2	0	0	0	0	0	4
44	BRIAN CARTER	0	0	0	0	0	0	0	1	1	0	0	0	0	0	0	0
	TEAM							1	0	1			0				
	TOTALS	28	52	4	10	8	12	11	21	32	32	68	9	26	2	5	160

TOTAL FG %	1st Half	55.6	2nd Half	52.0	OT	Game	53.8	DEADBALL
3 PT FG %	1st Half	66.7	2nd Half	28.6	OT	Game	40.0	REBOUNDS 2
FT %	1st Half	66.7	2nd Half	66.7	OT	Game	66.7	

Technical Fouls: 0
Attendance: TBA

OFFICIALS
#0- ANTINIO PETTY
#0- ROY DILL
#0- BOBBY FERRELL

SCORE BY PERIODS	1	2	OT	OT	OT	FINAL
COLUMBIA	34	40				74
SCIENCE HILL	34	34				68

TECHNICAL FOULS: 1 2 3 4 Fin

OFFICIAL NCAA BASKETBALL BOX SCORE 03-19-93 MURFREESBORO
Licensed To: Middle Tennessee FIRST HALF

VISITORS: COLUMBIA

NO	PLAYER	FG	FGA	3P	3PA	FT	FTA	OR	DR	TOT	PF	PTS	A	TO	BLK	S	MIN
10	KENNY ALDERSON	1	5	0	2	0	0	0	1	1	0	2	0	1	0	1	11
14	RONNIE PILLOW	4	8	0	1	0	0	0	2	2	0	8	0	1	0	2	16
23	TRAVIS LEWIS	1	3	0	0	0	0	0	1	1	0	2	4	2	0	1	13
24	TREMAINE COOPER	3	5	0	1	1	3	0	1	1	1	7	0	4	0	0	14
33	RICO ALDERSON	2	4	0	0	6	6	3	1	4	2	10	0	2	1	0	13
22	AXEL IGLESIAS	DNP-															
44	MARVIN KELSEY	0	0	0	0	0	0	0	0	0	1	0	0	0	1	0	3
15	TIJUAN DIAL	2	3	1	1	0	0	1	1	2	1	5	0	1	1	0	10
30	CLIFTON McNIGHT	DNP-															
34	CEDRIC NEAL	DNP-															
40	MAURICE PATRICK	DNP-															
54	SENECA DUKE	DNP-															
12	TIMMY SEWELL	DNP-															
52	CAMEROON WEBSTER	DNP-															
20	SHAWNE WRIGHT	DNP-															
	TEAM							2	0	2				0			
	TOTALS	13	28	1	5	7	9	6	7	13	5	34	4	11	3	4	80

TOTAL FG %	1st Half	46.4	2nd Half	OT	Game	46.4	DEADBALL
3 PT FG %	1st Half	20.0	2nd Half	OT	Game	20.0	REBOUNDS 1
FT %	1st Half	77.8	2nd Half	OT	Game	77.8	

HOME: SCIENCE HILL

NO	PLAYER	FG	FGA	3P	3PA	FT	FTA	OR	DR	TOT	PF	PTS	A	TO	BLK	S	MIN
14	ROB WILLIAMS	1	4	0	0	0	0	1	2	3	1	2	1	3	0	0	10
21	JAY JAY SWARTZ	2	3	2	3	0	0	0	1	1	2	6	1	0	0	0	6
30	ODERIUS WILLIAMS	1	1	0	0	1	2	0	3	3	2	3	0	3	0	0	11
32	WAYNE CARROLL	4	5	0	0	0	0	1	2	3	2	8	0	0	1	0	11
50	BRANDON WATTS	0	6	0	0	0	0	2	1	3	1	0	0	0	0	0	10
40	KATON COLLINS	DNP-															
52	TERRY COPELAND	DNP-															
54	FRED FAIR	DNP-															
24	ANDY HARMON	1	1	0	0	0	0	0	0	0	0	2	0	0	0	0	0
42	JOVANN JOHNSON	4	4	0	0	0	0	0	0	0	1	8	0	1	0	0	11
34	CHRIS PRICE	2	3	0	0	1	1	1	0	1	0	5	1	3	0	0	12
12	NATHANIEL BAILEY	DNP-															
10	FRED CHARLES	0	0	0	0	0	0	0	1	1	0	0	2	1	0	0	6
22	TYRONE BACHMAN	0	0	0	0	0	0	0	0	0	1	0	0	0	0	0	3
44	BRIAN CARTER	DNP-															
	TEAM							0	0	0				0			
	TOTALS	15	27	2	3	2	3	5	10	15	10	34	5	11	1	0	80

TOTAL FG %	1st Half	55.6	2nd Half	OT	Game	55.6	DEADBALL
3 PT FG %	1st Half	66.7	2nd Half	OT	Game	66.7	REBOUNDS 1
FT %	1st Half	66.7	2nd Half	OT	Game	66.7	

Technical Fouls: 0
Attendance:

OFFICIALS
#0- ANTINIO PETTY
#0- ROY DILL
#0- BOBBY FERRELL

SCORE BY PERIODS	1	2	OT	OT	OT	FINAL
COLUMBIA	34					34
SCIENCE HILL	34					34

OFFICIAL NCAA BASKETBALL BOX SCORE 03-20-93 MURFREESBORO

Licensed To: Middle Tennessee

FINAL BOX

VISITORS: FAIRLEY 37-1

NO	PLAYER	FG	FGA	3P	3PA	FT	FTA	OR	DR	TOT	PF	PTS	A	TO	BLK	S	MIN
10	SAMMIE CLARK	3	3	1	1	0	0	1	8	9	4	7	11	6	0	3	31
22	VINCENT RAINEY	10	16	0	1	8	12	3	3	6	4	28	5	3	1	2	31
23	CEDRIC MILLER	5	10	0	0	0	0	0	2	2	3	10	1	3	0	0	17
32	MARLON TOWNS	6	7	0	0	3	4	1	4	5	4	15	0	1	0	0	23
40	SYLVESTER FORD	5	12	0	2	0	0	5	2	7	5	10	2	1	0	0	18
42	MARCUS JOHNSON	4	6	0	0	0	0	1	4	5	4	8	2	0	2	0	14
00	RODNEY COLEMAN	DNP- CC															
15	ANDRE PALMER	0	0	0	0	0	0	0	1	1	0	0	0	0	0	0	1
12	CURTIS COLEMAN	DNP- CC															
33	RONALD SAULSBURY	4	8	0	0	1	1	4	5	9	4	9	0	1	1	2	20
25	VINCENT FRISCO	1	1	1	1	0	0	0	0	0	0	3	0	1	0	0	3
20	OLIVER WALTON	0	1	0	0	0	0	0	0	0	0	0	0	0	0	0	1
34	MELVIN WILKINS	0	0	0	0	1	2	1	0	1	0	1	0	0	0	0	1
44	STERLING WILLIAMS	DNP- CC															
	TEAM							0	1	1				0			
	TOTALS	38	64	2	5	13	19	16	30	46	28	91	21	16	4	7	160

TOTAL FG % 1st Half 50.0 2nd Half 73.1 OT Game 59.4 DEADBALL

3 PT FG % 1st Half 33.3 2nd Half 50.0 OT Game 40.0 REBOUNDS 4

FT % 1st Half 88.9 2nd Half 50.0 OT Game 68.4

HOME: COLUMBIA 29-6

NO	PLAYER	FG	FGA	3P	3PA	FT	FTA	OR	DR	TOT	PF	PTS	A	TO	BLK	S	MIN
10	KENNY ALDERSON	2	9	1	5	0	0	5	2	7	2	5	0	1	0	0	25
14	RONNIE PILLOW	9	18	4	11	7	9	1	4	5	2	29	2	1	0	1	30
23	TRAVIS LEWIS	0	0	0	0	0	0	1	1	2	1	0	3	3	1	0	19
24	TREMAINE COOPER	3	8	1	3	5	8	0	1	1	2	12	4	4	0	3	31
33	RICO ALDERSON	4	17	0	0	7	13	6	2	8	2	15	1	1	0	0	29
22	AXEL IGLESIAS	DNP- CC															
44	MARVIN KELSEY	0	0	0	0	0	1	0	0	0	2	0	0	1	0	0	5
15	TIJUAN DIAL	2	3	0	1	2	3	1	1	2	0	6	0	1	1	1	13
30	CLIFTON McNIGHT	0	1	0	0	0	0	1	0	1	0	0	0	0	0	0	2
34	CEDRIC NEAL	1	2	0	0	0	0	0	0	0	1	2	0	0	0	0	2
40	MAURICE PATRICK	0	0	0	0	0	0	2	0	2	0	0	0	0	0	0	2
54	SENECA DUKE	DNP- CC															
12	TIMMY SEWELL	0	1	0	1	0	0	0	0	0	0	0	0	0	0	0	0
52	CAMEROON WEBSTER	1	1	0	0	0	0	0	0	0	0	2	0	0	0	1	2
20	SHAWNE WRIGHT	DNP- CC															
	TEAM							2	1	3				0			
	TOTALS	22	60	6	21	21	34	19	12	31	12	71	10	12	2	6	160

TOTAL FG % 1st Half 36.0 2nd Half 37.1 OT Game 36.7 DEADBALL

3 PT FG % 1st Half 25.0 2nd Half 30.8 OT Game 28.6 REBOUNDS 2

FT % 1st Half 55.0 2nd Half 71.4 OT Game 61.8

Technical Fouls: 2

Attendance: 9,253

OFFICIALS

#0- BARRY MATHIS

#0- BOBBY FERRELL

#0- ANTINIO PETTY

SCORE BY PERIODS	1	2	OT	OT	OT	FINAL
FAIRLEY	47	44				91
COLUMBIA	31	40				71

TECHNICAL FOULS:

	1	2	3	4	Final

OFFICIAL NCAA BASKETBALL BOX SCORE 03-20-93 MURFREESBORO
Licensed To: Middle Tennessee

FIRST HALF

VISITORS: FAIRLEY

NO	PLAYER	FG	FGA	3P	3PA	FT	FTA	OR	DR	TOT	PF	PTS	A	TO	BLK	S	MIN
10	SAMMIE CLARK	3	3	1	1	0	0	0	2	2	1	7	4	3	0	2	16
22	VINCENT RAINEY	5	10	0	0	7	8	3	3	6	2	17	2	1	1	1	16
23	CEDRIC MILLER	0	2	0	0	0	0	0	1	1	3	0	0	2	0	0	5
32	MARLON TOWNS	2	3	0	0	0	0	1	2	3	1	4	0	0	0	0	8
40	SYLVESTER FORD	4	11	0	2	0	0	5	2	7	3	8	1	0	0	0	13
42	MARCUS JOHNSON	2	3	0	0	0	0	0	2	2	3	4	1	0	2	0	11
00	RODNEY COLEMAN	DNP-															
15	ANDRE PALMER	DNP-															
12	CURTIS COLEMAN	DNP-															
33	RONALD SAULSBURY	3	6	0	0	1	1	3	5	8	1	7	0	1	1	1	11
25	VINCENT FRISCO	DNP-															
20	OLIVER WALTON	DNP-															
34	MELVIN WILKINS	DNP-															
44	STERLING WILLIAMS	DNP-															
	TEAM							0	0	0				0			
	TOTALS	19	38	1	3	8	9	12	17	29	14	47	8	7	4	4	80

TOTAL FG %	1st Half 50.0	2nd Half	OT	Game 50.0	DEADBALL		
3 PT FG %	1st Half 33.3	2nd Half	OT	Game 33.3	REBOUNDS	0	
FT %	1st Half 88.9	2nd Half	OT	Game 88.9			

HOME: COLUMBIA

NO	PLAYER	FG	FGA	3P	3PA	FT	FTA	OR	DR	TOT	PF	PTS	A	TO	BLK	S	MIN
10	KENNY ALDERSON	1	4	1	2	0	0	4	1	5	2	3	0	0	0	0	14
14	RONNIE PILLOW	5	9	1	4	2	4	0	4	4	0	13	0	1	0	1	16
23	TRAVIS LEWIS	0	0	0	0	0	0	0	1	1	1	0	2	2	1	0	14
24	TREMAINE COOPER	1	4	0	1	5	8	0	1	1	1	7	2	2	0	2	15
33	RICO ALDERSON	2	7	0	0	4	8	1	1	2	1	8	1	1	0	0	15
22	AXEL IGLESIAS	DNP-															
44	MARVIN KELSEY	0	0	0	0	0	0	0	0	0	1	0	0	1	0	0	2
15	TIJUAN DIAL	0	1	0	1	0	0	0	0	0	0	0	0	1	1	0	4
30	CLIFTON McNIGHT	DNP-															
34	CEDRIC NEAL	DNP-															
40	MAURICE PATRICK	DNP-															
54	SENECA DUKE	DNP-															
12	TIMMY SEWELL	DNP-															
52	CAMEROON WEBSTER	DNP-															
20	SHAWNE WRIGHT	DNP-															
	TEAM							2	0	2				0			
	TOTALS	9	25	2	8	11	20	7	8	15	6	31	5	8	2	3	80

TOTAL FG %	1st Half 36.0	2nd Half	OT	Game 36.0	DEADBALL		
3 PT FG %	1st Half 25.0	2nd Half	OT	Game 25.0	REBOUNDS	1	
FT %	1st Half 55.0	2nd Half	OT	Game 55.0			

Technical Fouls: 1
Attendance:

OFFICIALS
#0- BARRY MATHIS
#0- BOBBY FERRELL
#0- ANTINIO PETTY

SCORE BY PERIODS	1	2	OT	OT	OT	FINAL
FAIRLEY	47					47
COLUMBIA	31					31

TECHNICAL FOULS:		1	2
	Fairley	12	35

1992 Class AAA State Boys' Basketball Tournament

March 18 - March 21, 1992 · Murphy Center - MTSU - Murfreesboro, TN

Game 1
Thu. Mar. 19 2:30 PM

Columbia (31-2)	80
Hamilton (23-8)	72

Game 2
Thu. Mar. 19 5:15 PM

Hendersonville (25-8)	76
Hunters Lane (21-12)	57

Game 3
Thu. Mar. 19 7:00 PM

Brainerd (32-3)	76
Maryville (19-13)	52

Game 4
Thu. Mar. 19 8:45 PM

Dobyns Bennett (32-3)	87
Haywood (29-4)	71

Game 5
Fri. Mar. 20 7:00 PM

Columbia	66
Hendersonville	53

Game 6
Fri. Mar. 20 8:45 PM

Brainerd	56
Dobyns Bennett	50

Game 7
Sat. Mar. 21 8:00 PM

Columbia	51
Brainerd	68

Brainerd
STATE CHAMPION

OFFICIAL NCAA BASKETBALL BOX SCORE 03-19-92 MURFREESSBORO, TN
Licensed To: Middle Tennessee FINAL BOX

VISITORS: MEMPHIS HAMILTON 23-9

NO	PLAYER	FG	FGA	3P	3PA	FT	FTA	OR	DR	TOT	PF	PTS	A	TO	BLK	S	MIN
20	Rodeny Newsom	6	21	0	5	1	2	3	3	6	4	13	1	2	2	3	28
12	Curtis Franklin	9	17	1	1	10	12	9	1	10	4	29	1	6	0	3	31
05	Eric Robinson	2	5	0	1	0	0	0	3	3	3	4	3	6	0	3	25
03	Clete Bridges	0	2	0	1	0	0	0	0	0	3	0	3	2	0	3	21
33	Dwight Means	7	8	1	1	2	3	4	3	7	4	17	1	0	0	1	32
25	Mario McNeil	4	6	1	3	0	0	0	0	0	0	9	0	0	0	3	20
11	Marion Malone	DNP- CC															
04	Salathiel Holliday	0	0	0	0	0	0	0	1	1	0	0	0	0	0	0	2
13	Tremayne Page	DNP- CC															
35	Kevin Parham	DNP- CC															
45	Lester Reed	DNP- CC															
15	Chavez Donelson	DNP- CC															
14	Reginald Sanders	0	0	0	0	0	0	0	0	0	0	0	0	0	0	0	1
22	Melvin Watkins	DNP- CC															
	TEAM							0	0	0				0			
	TOTALS	28	59	3	12	13	17	16	11	27	18	72	9	16	2	16	160

TOTAL FG %	1st Half 54.8	2nd Half 39.3	OT	Game 47.5	DEADBALL			
3 PT FG %	1st Half 20.0	2nd Half 28.6	OT	Game 25.0	REBOUNDS	3		
FT %	1st Half 100.0	2nd Half 63.6	OT	Game 76.5				

HOME: COLUMBIA CENTRAL 32-2

NO	PLAYER	FG	FGA	3P	3PA	FT	FTA	OR	DR	TOT	PF	PTS	A	TO	BLK	S	MIN
32	Roni Bailey	13	20	0	0	1	2	6	3	9	3	27	1	3	0	1	30
14	Ronnie Pillow	5	11	1	4	4	4	2	5	7	1	15	2	4	0	0	29
12	DaQuinn Goff	8	15	4	8	0	0	1	3	4	1	20	2	4	3	2	27
40	Keith Hines	0	1	0	0	0	0	0	2	2	3	0	0	0	1	1	18
23	Travis Lewis	0	0	0	0	0	0	0	1	1	1	0	4	4	0	1	25
15	Tijuaan Dial	DNP- CC															
20	Mike Forrester	DNP- CC															
30	Mickey Baugus	0	0	0	0	0	0	0	0	0	1	0	0	1	0	0	4
33	Russell Bullock	DNP- CC															
54	Bart Jones	5	7	0	0	4	6	6	1	7	4	14	0	0	1	0	16
24	Tremaine Cooper	2	4	0	0	0	0	2	1	3	1	4	4	6	0	0	11
34	Cedric Neal	DNP- CC															
10	Kenny Alderson	DNP- CC															
44	Kenny Welievek	DNP- CC															
	TEAM							0	0	0				0			
	TOTALS	33	58	5	12	9	12	17	16	33	15	80	13	22	5	5	160

TOTAL FG %	1st Half 45.5	2nd Half 72.0	OT	Game 56.9	DEADBALL			
3 PT FG %	1st Half 25.0	2nd Half 75.0	OT	Game 41.7	REBOUNDS	0		
FT %	1st Half 83.3	2nd Half 66.7	OT	Game 75.0				

Technical Fouls: 0
Attendance: TBA

OFFICIALS SCORE BY PERIODS 1 2 3 4 OT FINAL
#2- Larry Hutchinson#0- Jim Jackson MEMPHIS HAMILTON 22 19 14 17 72
#0- Jim Jackson COLUMBIA CENTRAL 20 17 23 20 80
#0- Skip Jones

OFFICIAL NCAA BASKETBALL BOX SCORE 03-19-92 MURFREESBORO, TN

Licensed To: Middle Tennessee FIRST HALF

VISITORS: MEMPHIS HAMILTON

NO	PLAYER	FG	FGA	3P	3PA	FT	FTA	OR	DR	TOT	PF	PTS	A	TO	BLK	S	MIN
20	Rodeny Newsom	3	7	0	1	0	0	1	2	3	2	6	0	0	1	2	12
12	Curtis Franklin	5	10	0	0	4	4	7	0	7	2	14	0	3	0	1	15
05	Eric Robinson	1	1	0	0	0	0	0	2	2	3	2	1	4	0	0	11
03	Clete Bridges	0	2	0	1	0	0	0	0	0	1	0	3	0	0	2	13
33	Dwight Means	5	6	0	0	2	2	2	1	3	1	12	1	0	0	1	16
25	Mario McNeil	3	5	1	3	0	0	0	0	0	0	7	0	0	0	1	10
11	Marion Malone	DNP-															
04	Salathiel Holliday	0	0	0	0	0	0	0	1	1	0	0	0	0	0	0	2
13	Tremayne Page	DNP-															
35	Kevin Farham	DNP-															
45	Lester Reed	DNP-															
15	Chavez Donelson	DNP-															
14	Reginald Sanders	0	0	0	0	0	0	0	0	0	0	0	0	0	0	0	1
22	Melvin Watkins	DNP-															
	TEAM							0	0	0				0			
	TOTALS	17	31	1	5	6	6	10	6	16	9	41	5	7	1	7	80

TOTAL FG %	1st Half 54.8	2nd Half	OT	Game 54.8	DEADBALL		
3 PT FG %	1st Half 20.0	2nd Half	OT	Game 20.0	REBOUNDS	0	
FT %	1st Half 100.0	2nd Half	OT	Game 100.0			

HOME: COLUMBIA CENTRAL

NO	PLAYER	FG	FGA	3P	3PA	FT	FTA	OR	DR	TOT	PF	PTS	A	TO	BLK	S	MIN
32	Roni Bailey	6	10	0	0	1	2	5	1	6	0	13	0	1	0	1	16
14	Ronnie Pillow	2	7	1	3	2	2	1	1	2	0	7	0	1	0	0	14
12	DaQuinn Goff	3	9	1	5	0	0	1	2	3	1	7	0	3	1	1	15
40	Keith Hines	0	1	0	0	0	0	0	0	0	1	0	0	0	0	0	6
23	Travis Lewis	0	0	0	0	0	0	0	0	0	1	0	2	2	0	0	14
15	Tijuaan Dial	DNP-															
20	Mike Forrester	DNP-															
30	Mickey Baugus	DNP-															
33	Russell Bullock	DNP-															
54	Bart Jones	2	3	0	0	2	2	4	0	4	3	6	0	0	1	0	10
24	Tremaine Cooper	2	3	0	0	0	0	2	0	2	0	4	2	2	0	0	5
34	Cedric Neal	DNP-															
10	Kenny Alderson	DNP-															
44	Kenny Welievek	DNP-															
	TEAM							0	0	0				0			
	TOTALS	15	33	2	8	5	6	13	4	17	6	37	4	9	2	2	80

TOTAL FG %	1st Half 45.5	2nd Half	OT	Game 45.5	DEADBALL		
3 PT FG %	1st Half 25.0	2nd Half	OT	Game 25.0	REBOUNDS	0	
FT %	1st Half 83.3	2nd Half	OT	Game 83.3			

Technical Fouls: 0

Attendance:

OFFICIALS	SCORE BY PERIODS	1	2	~~OT~~ (1)	~~OT~~ (2)	~~OT~~	FINAL
#2- Larry Hutchinson#0- Jim Jackson	MEMPHIS HAMILTON	~~41~~ 22		19			41
#0- Jim Jackson	COLUMBIA CENTRAL	~~37~~		20	17		37
#0- Skip Jones							

TECHNICAL FOULS:

OFFICIAL NCAA BASKETBALL BOX SCORE 03-20-92 MURFREESBORO, TN
Licensed To: Middle Tennessee

FINAL BOX

VISITORS: HENDERSONVILLE 26-9

NO	PLAYER	FG	FGA	3P	3PA	FT	FTA	OR	DR	TOT	PF	PTS	A	TO	BLK	S	MIN
20	Mark St. Amour	1	3	0	0	3	4	1	1	2	1	5	0	0	0	0	21
21	Kerry West	5	18	3	10	3	3	2	3	5	4	16	4	3	0	1	31
22	Terry Thornton	3	5	0	0	0	0	3	0	3	0	6	0	1	0	0	20
23	Kevin Fields	2	5	2	2	1	2	0	3	3	2	7	2	3	0	2	26
34	Terry White	3	12	1	3	0	0	0	2	2	2	7	1	3	0	0	23
32	Chris Nye	0	0	0	0	0	0	0	0	0	0	0	0	0	0	0	1
42	Jonathan Rhyne	0	1	0	0	0	0	1	6	7	5	0	0	1	0	1	11
30	Bubba Smith	DNP-	CC														
10	Ryan Thompson	0	0	0	0	0	0	0	0	0	0	0	0	0	0	0	1
33	Jimmy Egli	0	1	0	0	0	0	1	0	1	1	0	0	0	0	0	1
24	Tony Vincenti	0	0	0	0	0	0	0	0	0	0	0	0	1	0	0	1
45	Brian Waller	5	8	0	0	2	4	4	1	5	1	12	2	1	0	1	22
05	Brad Bowen	0	0	0	0	0	0	0	0	0	2	0	0	0	0	0	1
04	Jamie Hicks	0	1	0	0	0	0	1	1	2	0	0	0	0	0	0	1
	TEAM							0	1	1				1			
	TOTALS	19	54	6	15	9	13	13	18	31	18	53	9	14	0	5	160

TOTAL FG %	1st Half 44.0	2nd Half 27.6	OT	Game 35.2	DEADBALL			
3 PT FG %	1st Half 50.0	2nd Half 28.6	OT	Game 40.0	REBOUNDS	2		
FT %	1st Half 50.0	2nd Half 85.7	OT	Game 69.2				

HOME: COLUMBIA CENTRAL 33-2

NO	PLAYER	FG	FGA	3P	3PA	FT	FTA	OR	DR	TOT	PF	PTS	A	TO	BLK	S	MIN
12	DaQuinn Goff	4	11	2	5	4	4	0	4	4	2	14	4	3	2	2	31
14	Ronnie Pillow	3	6	1	2	0	0	1	4	5	2	7	5	3	0	0	25
23	Travis Lewis	1	1	0	0	0	0	0	2	2	4	2	1	3	0	1	16
32	Roni Bailey	15	23	0	1	2	3	5	6	11	1	32	3	2	2	1	27
40	Keith Hines	1	3	0	0	0	0	1	3	4	1	2	1	0	2	0	15
15	Tijuaan Dial	0	0	0	0	0	0	0	0	0	0	0	0	0	0	0	1
20	Mike Forrester	0	0	0	0	0	0	0	0	0	0	0	0	0	0	0	0
10	Kenny Alderson	1	3	0	1	1	2	1	1	2	1	3	1	1	0	0	14
24	Tremaine Cooper	0	2	0	0	2	2	2	2	4	1	2	0	0	0	0	9
54	Bart Jones	0	1	0	0	0	0	0	2	2	4	0	0	3	0	0	13
30	Mickey Baugus	1	2	0	0	0	0	1	0	1	0	2	1	0	1	0	8
34	Cedric Neal	0	0	0	0	0	0	0	0	0	0	0	0	0	0	0	0
33	Russell Bullock	1	1	0	0	0	1	0	0	0	0	2	0	0	0	0	1
44	Kenny Welievek	0	0	0	0	0	0	0	0	0	0	0	0	0	0	0	0
	TEAM							0	0	0				0			
	TOTALS	27	53	3	9	9	12	11	24	35	16	66	16	15	7	4	160

TOTAL FG %	1st Half 55.6	2nd Half 46.2	OT	Game 50.9	DEADBALL			
3 PT FG %	1st Half 40.0	2nd Half 25.0	OT	Game 33.3	REBOUNDS	0		
FT %	1st Half 50.0	2nd Half 80.0	OT	Game 75.0				

Technical Fouls: 0
Attendance: TBA

OFFICIALS
#1- Steve Caldwell
#0- Jack Carey
#3- Glenn Hayes

SCORE BY PERIODS	1	2	3	4	OT	FINAL
HENDERSONVILLE	~~16~~	~~13~~	~~21~~ 10	~~21~~ 14		53
COLUMBIA CENTRAL	~~37~~ 18	~~37~~ 15	7	26		66

TECHNICAL FOULS:

INDIVIDUAL:

OFFICIAL NCAA BASKETBALL BOX SCORE 03-20-92 MURFREESBORO, TN
Licensed To: Middle Tennessee FIRST HALF

VISITORS: HENDERSONVILLE

NO	PLAYER	FG	FGA	3P	3PA	FT	FTA	OR	DR	TOT	PF	PTS	A	TO	BLK	S	MIN
20	Mark St. Amour	0	1	0	0	1	2	0	1	1	0	1	0	0	0	0	13
21	Kerry West	4	11	3	7	0	0	0	1	1	1	11	1	1	0	1	16
22	Terry Thornton	2	3	0	0	0	0	2	0	2	0	4	0	1	0	0	13
23	Kevin Fields	0	1	0	0	0	0	0	1	1	0	0	2	2	0	1	12
34	Terry White	3	6	1	1	0	0	0	0	0	1	7	0	3	0	0	10
32	Chris Nye	DNP-															
42	Jonathan Rhyne	0	0	0	0	0	0	1	4	5	2	0	0	0	0	1	5
30	Bubba Smith	DNP-															
10	Ryan Thompson	DNP-															
33	Jimmy Egli	DNP-															
24	Tony Vincenti	DNP-															
45	Brian Waller	2	3	0	0	2	4	3	1	4	1	6	1	0	0	0	11
05	Brad Bowen	DNP-															
04	Jamie Hicks	DNP-															
	TEAM							0	0	0				0			
	TOTALS	11	25	4	8	3	6	6	8	14	5	29	4	7	0	3	80

TOTAL FG % 1st Half	44.0	2nd Half	OT	Game	44.0	DEADBALL	
3 PT FG % 1st Half	50.0	2nd Half	OT	Game	50.0	REBOUNDS	2
FT % 1st Half	50.0	2nd Half	OT	Game	50.0		

HOME: COLUMBIA CENTRAL

NO	PLAYER	FG	FGA	3P	3PA	FT	FTA	OR	DR	TOT	PF	PTS	A	TO	BLK	S	MIN
12	DaQuinn Goff	3	8	2	3	0	0	0	3	3	2	8	1	2	2	2	16
14	Ronnie Pillow	1	1	0	0	0	0	0	1	1	0	2	3	0	0	0	12
23	Travis Lewis	1	1	0	0	0	0	0	2	2	1	2	1	1	0	1	11
32	Roni Bailey	10	15	0	1	1	2	3	2	5	1	21	0	2	1	1	16
40	Keith Hines	0	0	0	0	0	0	0	0	0	0	0	0	0	1	0	7
15	Tijuaan Dial	DNP-															
20	Mike Forrester	DNP-															
10	Kenny Alderson	0	1	0	1	0	0	0	0	0	0	0	1	1	0	0	3
24	Tremaine Cooper	0	1	0	0	0	0	2	0	2	0	0	0	0	0	0	6
54	Bart Jones	0	0	0	0	0	0	0	1	1	3	0	0	1	0	0	9
30	Mickey Baugus	DNP-															
34	Cedric Neal	DNP-															
33	Russell Bullock	DNP-															
44	Kenny Welievek	DNP-															
	TEAM							0	0	0				0			
	TOTALS	15	27	2	5	1	2	5	9	14	7	33	6	7	4	4	80

TOTAL FG % 1st Half	55.6	2nd Half	OT	Game	55.6	DEADBALL	
3 PT FG % 1st Half	40.0	2nd Half	OT	Game	40.0	REBOUNDS	0
FT % 1st Half	50.0	2nd Half	OT	Game	50.0		

Technical Fouls: 0
Attendance:

OFFICIALS
#1- Steve Caldwell
#0- Jack Carey
#3- Glenn Hayes

SCORE BY PERIODS	1	2	OT	OT	OT	FINAL
HENDERSONVILLE	~~17~~ 16	13				29
COLUMBIA CENTRAL	~~7~~ 18	15				33

TECHNICAL FOULS:

INDIVIDUAL:

OFFICIAL NCAA BASKETBALL BOX SCORE 03-21-92 MURFREESBORO, TN
Licensed To: Middle Tennessee FINAL BOX

VISITORS: BRAINERD 35-3

NO	PLAYER	FG	FGA	3P	3PA	FT	FTA	OR	DR	TOT	PF	PTS	A	TO	BLK	S	MIN
03	Chad Davis	10	22	1	5	0	0	1	0	1	2	21	5	3	0	2	31
04	Nick Ross	2	2	0	0	2	2	3	5	8	2	6	3	3	0	0	27
20	Eddie Kellum	5	10	0	1	0	0	0	3	3	5	10	1	1	1	4	19
24	Tshombe High	6	11	2	5	0	0	0	2	2	2	14	4	2	1	2	30
40	Delyuan Daniels	2	3	0	0	2	5	2	5	7	4	6	1	0	2	1	22
30	Michael Hicks	0	0	0	0	0	0	0	0	0	1	0	0	0	0	0	2
12	Sam High	0	1	0	0	0	0	0	0	0	0	0	0	1	0	0	3
05	Timekeus Butts	0	0	0	0	2	2	0	0	0	1	2	0	1	0	1	1
32	Joe High	0	0	0	0	0	0	0	0	0	0	0	0	1	0	0	1
42	Frank Craven	2	2	0	0	0	0	2	0	2	1	4	0	0	0	1	6
34	Stefan Carter	1	3	0	0	3	4	1	4	5	0	5	0	1	2	1	17
22	D'Angelo Smith	0	0	0	0	0	0	0	0	0	0	0	0	0	0	1	1
	TEAM							1	0	1				0			
	TOTALS	28	54	3	11	9	13	10	19	29	18	68	14	13	6	13	160

TOTAL FG % 1st Half 43.8 2nd Half 63.6 OT Game 51.9 DEADBALL
3 PT FG % 1st Half 12.5 2nd Half 66.7 OT Game 27.3 REBOUNDS 2
FT % 1st Half 100.0 2nd Half 63.6 OT Game 69.2

HOME: COLUMBIA CENTRAL 33-3

NO	PLAYER	FG	FGA	3P	3PA	FT	FTA	OR	DR	TOT	PF	PTS	A	TO	BLK	S	MIN
12	DaQuinn Goff	5	10	3	7	4	4	1	3	4	1	17	0	3	0	0	~~7~~ 29
14	Ronnie Pillow	2	13	0	7	2	2	3	1	4	2	6	3	2	0	2	~~29~~ 29
23	Travis Lewis	0	1	0	0	0	0	0	2	2	1	0	1	6	1	1	~~12~~ 22
32	Roni Bailey	8	16	0	0	1	4	4	8	12	2	17	0	5	0	1	~~2~~ 28
40	Keith Hines	0	3	0	0	0	0	0	0	0	2	0	0	0	0	1	~~8~~ 10
15	Tijuaan Dial	1	1	0	0	0	1	0	0	0	0	2	0	0	0	0	1
20	Mike Forrester	0	0	0	0	0	0	0	0	0	0	0	0	1	0	0	1
10	Kenny Alderson	0	1	0	1	0	0	0	0	0	1	0	0	1	0	0	~~1~~ 4
24	Tremaine Cooper	0	1	0	0	0	0	1	0	1	0	0	2	0	0	0	~~1~~ 5
54	Bart Jones	2	6	0	0	2	4	4	3	7	2	6	0	2	1	0	18
30	Mickey Baugus	1	3	0	0	1	1	2	1	3	0	3	0	0	0	0	6
34	Cedric Neal	0	0	0	0	0	0	1	0	1	0	0	0	0	0	0	1
33	Russell Bullock	0	0	0	0	0	0	1	0	1	0	0	0	0	0	0	2
44	Kenny Welievek	DNP- CC															
	TEAM							3	0	3				0			
	TOTALS	19	55	3	15	10	16	20	18	38	11	51	6	20	2	5	~~110~~ 160

TOTAL FG % 1st Half 34.8 2nd Half 34.4 OT Game 34.5 DEADBALL
3 PT FG % 1st Half 25.0 2nd Half 18.2 OT Game 20.0 REBOUNDS 3
FT % 1st Half 66.7 2nd Half 60.0 OT Game 62.5

Technical Fouls: 0
Attendance: 11,000

OFFICIALS
#0- Jack Carey
#0- Dan Friar
#0- Skip Jones

SCORE BY PERIODS	1	2	~~OT~~ 3	~~OT~~ 4	OT	FINAL
BRAINERD	~~[illegible]~~	~~[illegible]~~				68
COLUMBIA CENTRAL	~~17~~	~~21~~	3			51

TECHNICAL FOULS:

INDIVIDUAL:
BRAINERD: NONE
COLUMBIA: NONE

	1	2	3	4	FINAL
BRAINERD	15	16	27	10	68
COLUMBIA	7	14	11	19	51

OFFICIAL NCAA BASKETBALL BOX SCORE 03-21-92 MURFREESBORO, TN
Licensed To: Middle Tennessee FIRST HALF

VISITORS: BRAINERD

NO	PLAYER	FG	FGA	3P	3PA	FT	FTA	OR	DR	TOT	PF	PTS	A	TO	BLK	S	MIN
03	Chad Davis	6	14	1	4	0	0	1	0	1	1	13	2	2	0	0	16
04	Nick Ross	1	1	0	0	0	0	1	2	3	0	2	2	2	0	0	16
20	Eddie Kellum	3	6	0	1	0	0	0	3	3	3	6	0	0	1	3	11
24	Tshombe High	1	6	0	3	0	0	0	1	1	1	2	3	1	0	2	16
40	Delyuan Daniels	1	2	0	0	0	0	1	3	4	2	2	0	0	0	1	11
30	Michael Hicks	DNP-															
12	Sam High	DNP-															
05	Timekeus Butts	DNP-															
32	Joe High	DNP-															
42	Frank Craven	2	2	0	0	0	0	2	0	2	1	4	0	0	0	1	5
34	Stefan Carter	0	1	0	0	2	2	0	2	2	0	2	0	0	0	1	5
22	D'Angelo Smith	DNP-															
	TEAM							1	0	1				0			
	TOTALS	14	32	1	8	2	2	6	11	17	8	31	7	5	1	8	80

TOTAL FG %	1st Half 43.8	2nd Half	OT	Game 43.8	DEADBALL		
3 PT FG %	1st Half 12.5	2nd Half	OT	Game 12.5	REBOUNDS	0	
FT %	1st Half 100.0	2nd Half	OT	Game 100.0			

HOME: COLUMBIA CENTRAL

NO	PLAYER	FG	FGA	3P	3PA	FT	FTA	OR	DR	TOT	PF	PTS	A	TO	BLK	S	MIN
12	DaQuinn Goff	2	4	1	3	0	0	0	1	1	0	5	0	2	0	0	16
14	Ronnie Pillow	1	4	0	1	2	2	1	1	2	0	4	2	1	0	2	16
23	Travis Lewis	0	1	0	0	0	0	0	1	1	1	0	1	4	1	1	12
32	Roni Bailey	3	10	0	0	1	2	2	7	9	0	7	0	2	0	0	16
40	Keith Hines	0	0	0	0	0	0	0	0	0	1	0	0	0	0	0	4
15	Tijuaan Dial	DNP-															
20	Mike Forrester	DNP-															
10	Kenny Alderson	DNP-															
24	Tremaine Cooper	0	0	0	0	0	0	0	0	0	0	0	0	0	0	0	4
54	Bart Jones	2	4	0	0	1	2	2	2	4	1	5	0	1	1	0	12
30	Mickey Baugus	DNP-															
34	Cedric Neal	DNP-															
33	Russell Bullock	DNP-															
44	Kenny Welievek	DNP-															
	TEAM							0	0	0				0			
	TOTALS	8	23	1	4	4	6	5	12	17	3	21	3	10	2	3	80

TOTAL FG %	1st Half 34.8	2nd Half	OT	Game 34.8	DEADBALL		
3 PT FG %	1st Half 25.0	2nd Half	OT	Game 25.0	REBOUNDS	1	
FT %	1st Half 66.7	2nd Half	OT	Game 66.7			

Technical Fouls: 0
Attendance:

OFFICIALS
#0- Jack Carey
#0- Dan Friar
#0- Skip Jones

SCORE BY PERIODS	1	2	OT	OT	OT	FINAL
BRAINERD	~~7~~ 15	16				31
COLUMBIA CENTRAL	~~2~~ 7	14				21

TECHNICAL FOULS:

INDIVIDUAL:
BRAINERD: NONE
COLUMBIA: NONE

1986 Class AAA State Boys' Basketball Tournament

March 19 - March 22, 1986 · Vanderbilt Memorial Gym - Nashville, TN

Game 1
Thu. Mar. 20 2:30 PM

Riverdale (27-5)	70
Morristown West (30-4)	68

Game 2
Thu. Mar. 20 5:45 PM

Westwood (30-2)	74
Nashville Overton (25-7)	68

Game 3
Thu. Mar. 20 7:30 PM

Columbia (29-3)	70
Gallatin (25-7)	58

Game 4
Thu. Mar. 20 9:15 PM

Kirby (31-5)	69
Oak Ridge (23-10)	38

Game 5
Fri. Mar. 21 7:30 PM

Riverdale	66
Westwood	73

Game 6
Fri. Mar. 21 9:15 PM

Columbia	55
Kirby	61

Game 7
Sat. Mar. 22 8:00 PM

Westwood	60
Kirby	59

Westwood
STATE CHAMPION

11

TSSAA State Tournament

OFFICIAL NCAA BASKETBALL BOX SCORE

Date March 20, 1986 Site Memorial Gymnasium

VISITORS (Last Name, First)

No.	Columbia Central		FG	FGA	FT	FTA	REB	PF	TP	MIN	A	TO	BLK	S
11	Darryl Wilson	f	5	9	1	2	1	0	11					
15	Mike Hopkins	f	4	5	0	0	5	3	8					
21	Chris Baxter	c	0	0	0	0	0	0	0					
23	Darryl Crawford	g	1	1	0	0	1	1	2					
25	Chris Polk	g	6	12	3	5	4	3	15					
31	Ken Jones		0	0	0	0	0	0	0					
33	Pete McBee		6	13	3	6	7	3	15					
41	Sid Pierce		0	0	0	0	0	0	0					
42	Larry Marks		9	18	1	2	13	2	19					
45	Scott Henson		0	0	0	0	1	0	0					
51	Tony Benderman		0	0	0	0	0	0	0					
53	Eddie Wilkes		0	0	0	0	0	0	0					
			31	58	8	13		12	70					
	TEAM REBOUNDS (Included in Totals)						3							
	TOTALS		31	58	8	13	35	12	70					

FG %: 1st Half 16-30 53.3 2nd Half 15-28 53.6 Game 53.4%

FT %: 1st Half 4-6 66.7 2nd Half ~~4-7~~ ~~57.1~~ 4-7 57.1 Game 61.5%

Deadball Rebounds 1

HOME

No.	Gallatin		FG	FGA	FT	FTA	REB	PF	TP	MIN	A	TO	BLK	S
12	Byron McCollum	f	0	1	1	3	3	1	1					
14	David Coley	f	0	0	0	0	0	0	0					
15	Richard Rayo	c	0	0	0	0	0	0	0					
21	Juan Gleaves	g	1	6	0	0	2	0	2					
22	Rusty Birdsong	g	9	20	1	2	8	3	19					
23	Steve Douglas		6	9	1	1	4	1	13					
24	George Vinson		0	0	2	2	0	0	2					
25	Travis Walker		7	14	1	3	5	2	15					
32	Tony Brinkley		3	5	0	0	4	3	6					
33	Corey Lewis		0	1	0	0	0	0	0					
34	Tony Hassell		0	2	0	2	4	2	0					
44	Timmy Duncan		0	1	0	0	1	0	0					
			26	59	6	13		13	58					
	TEAM REBOUNDS (Included in Totals)						4							
	TOTALS		26	59	6	13	35	13	58					

FG %: 1st Half 12-31 38.7 2nd Half 14-28 50% Game 44.1 ~~44.1%~~

FT %: 1st Half 0-2 0.0 2nd Half 6-11 54.5% Game 46.2 ~~44.7%~~

Deadball Rebounds 1

OFFICIALS:

Technical Fouls: NONE

Attendance

Copyright 1984 National Collegiate Athletic Association

SCORE BY PERIODS	1st H.	2nd H.	OT	OT	FINAL
Columbia Central	10	26	13	21	70
Gallatin	8	16	20	14	58

OFFICIAL NCAA BASKETBALL BOX SCORE

Date 3-21-86 Site Vanderbilt Univ.

VISITORS (Last Name, First)

No.	KIRBY	FG	FGA	FT	FTA	REB	PF	TP	A	TO	BLK	S	MIN
00	JOHN MATTHEWS f	3	16	1	3	5	1	7					
3	EDDIE SKINNER f	5	10	0	0	3	1	10					
12	JORGE WALLACE c	6	14	0	3	9	2	12					
23	ROSS WORKMAN g												
32	ANDRE EDDINS g	2	5	0	0	8	1	4					
34	TODD McGOWAN	0	0	0	1	0	1	0					
41	DWIGHT BEASLEY	1	3	6	6	3	2	8					
44	MARK SHORT	8	15	4	7	12	2	20					
50	MIKE HORNER												
	TEAM REBOUNDS (Included in Totals)					1							
	TOTALS	25	63	11	20	41	10	61					

FG %: 1st Half 24 (6-25) 2nd Half 50 (17-32) Game 39.7

FT %: 1st Half 58.3 (7-12) 2nd Half 50 (4-8) Game 55

Deadball Rebounds 2

HOME

No.	COLUMBIA	FG	FGA	FT	FTA	REB	PF	TP	A	TO	BLK	S	MIN
11	DARYL WILSON f	6	12	0	0	5	3	12					
15	MIKE HOPKINS f	2	4	1	2	8	3	5					
21	CRIS BAXTER c												
23	DARRYL CRAWFORD	0	1	0	0	3	1	0					
25	CRIS POLK g	2	5	1	1	2	4	5					
31	KEN JONES												
33	PETE McBEE	3	6	0	0	2	3	6					
41	SID PIERCE												
42	LARRY MARKS	13	23	1	4	10	3	27					
45	SCOTT HENSON												
51	TONY BENDERMAN												
52	EDDIE WILKES												
	TEAM REBOUNDS (Included in Totals)					1							
	TOTALS	26	51	3	7	31	17	55					

FG %: 1st Half 70 (14-20) 2nd Half 38.7 (12-31) Game 51.0

FT %: 1st Half -- (0-0) 2nd Half 42.9 (3-7) Game 42.9

Deadball Rebounds 2

OFFICIALS:

Technical Fouls: —

Attendance 5,877

©by National Collegiate Athletic Association 1981

SCORE BY PERIODS

	1st H.	2nd H.	3	4	OT	FINAL
KIRBY	5	14	20	14	8	61
COLUMBIA	10	18	11	14	2	55

1981 Class AAA State Boys' Basketball Tournament

March 18 - March 21, 1981 · Murphy Center - MTSU - Murfreesboro, TN

Game 1
Thu. Mar. 19 3:00 PM

Nashville Pearl	63
Booker T. Washington	61

Game 2
Thu. Mar. 19 6:00 PM

Dobyns Bennett	63
Howard	59

Game 3
Thu. Mar. 19 7:30 PM

Memphis Carver	51
Clarksville	44

Game 4
Thu. Mar. 19 9:00 PM

Austin-East	69
Columbia	65

Game 5
Fri. Mar. 20 7:30 PM

Nashville Pearl	61
Dobyns Bennett	59

OT
Game 6
Fri. Mar. 20 9:00 PM

Memphis Carver	59
Austin-East	58

Game 7
Sat. Mar. 21 9:00 PM

Nashville Pearl	64
Memphis Carver	53

Nashville Pearl
STATE CHAMPION

AAA

12

OFFICIAL NCAA BASKETBALL BOX SCORE

Date 3-19-81 Site M'boro

VISITORS (Last Name, First)

No.	Columbia 24-5		FG	FGA	FT	FTA	REB	PF	TP	A	TO	BLK	S	MIN
15	Ricky Armstrong	f	7	13	1	1	6	2	15	4	4			
21	Terrance Webster	f	3	8	0	0	5	3	6	6	2			
35	Fred Jenkins	c	10	14	2	3	1	4	22		4			
41	John Primm	g	3	4	3	6	8	3	9		1			
45	Chris Lyles	g	4	9	3	4	7	4	11		2			
13	George Dooley		0	1	0	0	0	1	0		1			
25	Sid Anderson			0			0							
31	Keith Auville		0	1	2	2	2	1	2					
	TEAM REBOUNDS (Included in Totals)						4							
	TOTALS		27	50	11	16	33	18	65	10	14			

FG %: 1st Half 63.6% 2nd Half _____ Game 54% Deadball Rebounds 2

FT %: 1st Half 83.3% 2nd Half _____ Game 68.7%

HOME

No.	Austin-East 30-2		FG	FGA	FT	FTA	REB	PF	TP	A	TO	BLK	S	MIN
24	James Dailey	f	3	10	3	5	3	0	9	4	2			
34	William Clinkscale	f	6	13	0	4	3	1	12	0	2			
40	Jerald Hyatt	c	13	20	1	2	5	1	27	1	2			
52	Robert Jones	g	3	5	2	3	8	4	8	1	1			
54	George Buckner	g	4	15	0	1	12	3	8	3	2			
4	Joe Moore		0	1	1	4	1	0	1					
22	Anthony Logan		1	3	0	0	3	2	2		1			
50	Edward Porter		1	1	0	0	1	1	2					
	TEAM REBOUNDS (Included in Totals)						3							
	TOTALS		31	68	7	19	39	12	69	9	10			

FG %: 1st Half 42.2% 2nd Half _____ Game 45.6% Deadball Rebounds 3

FT %: 1st Half 33.3% 2nd Half _____ Game 36.8%

OFFICIALS: Davis, Cannon

Technical Fouls: _____

Attendance 4634

©by National Collegiate Athletic Association 1978

SCORE BY PERIODS	1st Qt. H.	2nd Qt. H.	3rd Qt. OT	4th Qt. OT	FINAL
Columbia	10	28	10	17	65
Austin-East	26	10	16	17	69

1973 Large Class State Boys' Basketball Tournament

March 14 - March 17, 1973 · Stokely Athletic Center - UT Knoxville - Knoxville, TN

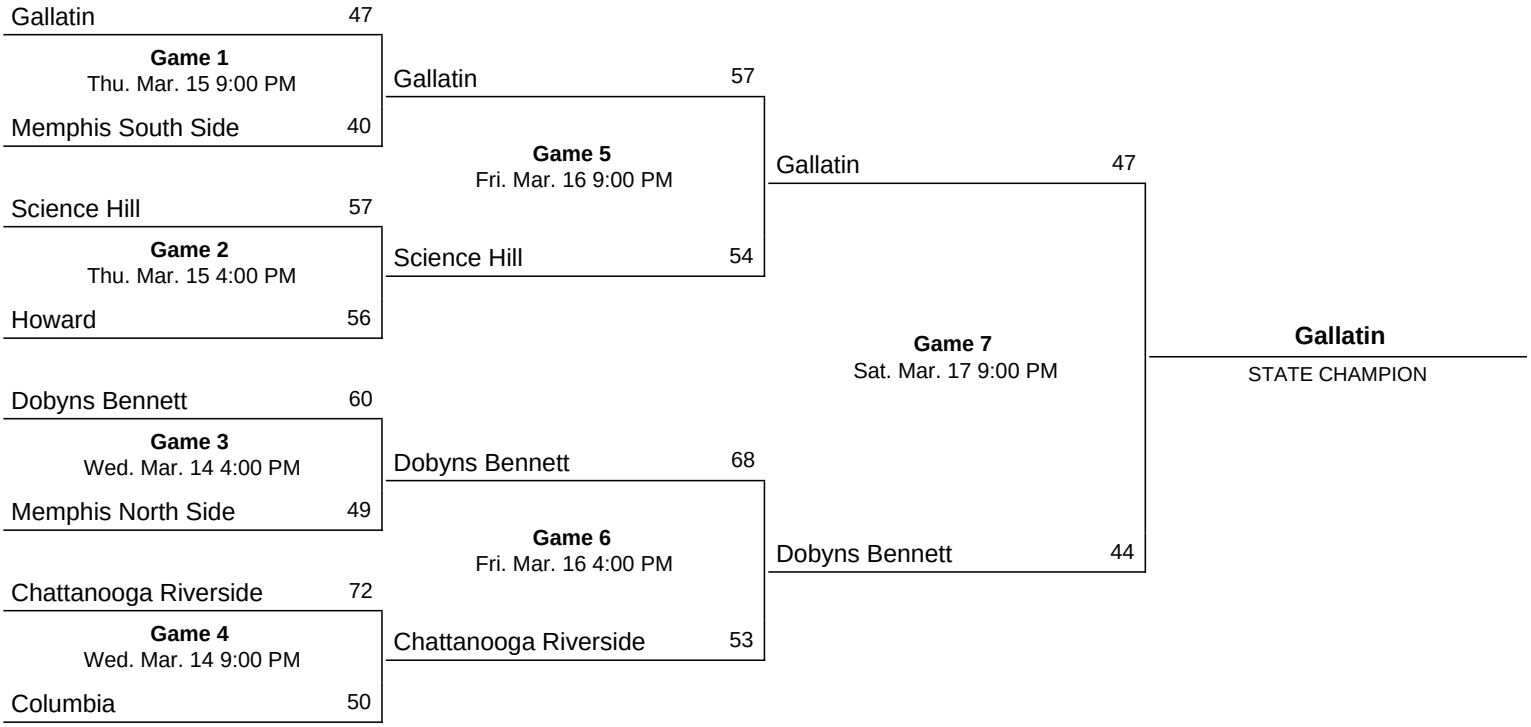

UNIVERSITY OF TENNESSEE
SPORTS PUBLICITY

DATE: March 14, 73

ATTENDANCE: 1600

POINTS SCORED EACH PERIOD

	First Half		Second Half		EP	EP	Final
Columbia	8	12	18	12			50
Riverside	22	21	12	17			72

TEAM Columbia Central	FIELD GOALS			FREE THROWS			RE-BOUNDS	PER. FOULS	ASSTS.	TOTAL POINTS
	MADE	ATT.	PER-CENT	MADE	ATT.	PER-CENT				
Armstrong	3	9		0	0		3	2		6
Webster	3	9		0	0		8	3		6
Childress	10	18		0	1		6	1		20
Duncan	3	10		0	0		1	1		6
Mayberry	1	7		0	0		4	3		2
Baxter	0	0		0	0		0	0		0
Bullock	2	4		0	0		2	1		4
Sanders	3	6		0	0		2	0		6
Haines	0	2		0	1		2	0		0
Fitzpatrick	0	0		0	0		1	0		0
Team							5			
TOTALS	25	65	38.5	0	2	—	34	11		50

TEAM Riverside	FIELD GOALS			FREE THROWS			RE-BOUNDS	PER. FOULS	ASSTS.	TOTAL POINTS
	MADE	ATT.	PER-CENT	MADE	ATT.	PER-CENT				
McAfee	5	12		2	2		3	1		12
Roberts	15	25		2	4		18	3		32
Powell	3	10		0	1		9	1		6
Morgan	3	6		0	0		2	1		6
Ashley	5	6		1	1		6	1		11
Whitaker	1	1		0	1		1	0		2
Watson	0	2		0	0		0	0		0
Murphy	0	1		0	0		0	0		0
Stewart	0	0		0	0		0	1		0
Williams	1	1		1	4		2	2		3
Team							5			
TOTALS	33	64	51.6	6	13	46.2	46	10		72

OFFICIALS: Willie Smith and Ray Street

1969 State Boys' Basketball Tournament

March 10 - March 15, 1969

First Round

- Dobyns Bennett (22-12) 55 — **Game 1** Mon. Mar. 10 7:30 PM — Knoxville South (24-10) 49
- Perry Co. (29-4) — **Game 2** Mon. Mar. 10 — Bye
- Melrose — **Game 3** Mon. Mar. 10 — Bye
- Union City — **Game 4** Mon. Mar. 10 — Bye
- Chattanooga Riverside — **Game 5** Mon. Mar. 10 — Bye
- Savannah — **Game 6** Mon. Mar. 10 — Bye
- Lebanon (30-2) — **Game 7** Mon. Mar. 10 — Bye
- Nashville Central (21-8) — **Game 8** Mon. Mar. 10 — Bye
- Columbia (19-3) 63 — **Game 9** Mon. Mar. 10 9 PM — York Institute (25-2) 41
- Austin-East — **Game 10** Mon. Mar. 10 — Bye
- Jackson Merry — **Game 11** Mon. Mar. 10 — Bye
- Gleason — **Game 12** Mon. Mar. 10 — Bye
- Stratford — **Game 13** Mon. Mar. 10 — Bye
- White Station — **Game 14** Mon. Mar. 10 — Bye
- Howard — **Game 15** Mon. Mar. 10 — Bye
- Sullivan Central — **Game 16** Mon. Mar. 10 — Bye

Second Round

- **Game 17** Tue. Mar. 11 9 PM: Dobyns Bennett 61 — Perry Co. 55
- **Game 18** Tue. Mar. 11 7:30 PM: Melrose 77 — Union City 48
- **Game 19** Tue. Mar. 11 2:30 PM: Chattanooga Riverside 69 — Savannah 42
- **Game 20** Tue. Mar. 11 4 PM: Lebanon 45 — Nashville Central 44
- **Game 21** Wed. Mar. 12 2:30 PM: Columbia 53 — Austin-East 77
- **Game 22** Wed. Mar. 12 4 PM: Jackson Merry 78 — Gleason 50
- **Game 23** Wed. Mar. 12 7:30 PM: Stratford 30 — White Station 17
- **Game 24** Wed. Mar. 12 9 PM: Howard 59 — Sullivan Central 52

Quarterfinals

- **Game 25** Thu. Mar. 13 4 PM (OT): Dobyns Bennett 61 — Melrose 63
- **Game 26** Thu. Mar. 13 2:30 PM: Chattanooga Riverside 66 — Lebanon 46
- **Game 27** Thu. Mar. 13 7:30 PM: Austin-East 72 — Jackson Merry 81
- **Game 28** Thu. Mar. 13 9 PM: Stratford 52 — Howard 44

Semifinals

- **Game 29** Fri. Mar. 14 7 PM: Melrose 65 — Chattanooga Riverside 75
- **Game 30** Fri. Mar. 14 8:30 PM: Jackson Merry 48 — Stratford 58

Championship

- **Game 32** Sat. Mar. 15 8:30 PM: Chattanooga Riverside 44 — Stratford 39

Chattanooga Riverside
STATE CHAMPION

Consolation Contests

Mar. 15 7:00 PM Game 31 Third Place **Melrose 92**, Jackson Merry 61 **Stats**

Stats Form 108 [illegible]

GAME # 2

OFFICIAL BASKETBALL BOX

COLUMBIA	FIELD GOALS MADE	FIELD GOALS ATT'D.	FREE THROWS MADE	FREE THROWS ATT'D.	REBOUNDS	ASS'TS	PER. FOULS	TOTAL POINTS	TURNOVERS	MINS. PLAYED
Danny Burt	2	5	0	0	6		2	4		
Lee Fowler	9	14	3	7	11		3	21		
Bruce Bladdem	4	12	4	5	8		2	12		
Eddie Hickman	1	5	3	4	1		0	5		
James Kelly	5	9	1	2	10		3	11		
Ralph Berlin	3	4	0	0	3		1	6		
Johnny Massey	2	5	0	0	3		0	4		
TOTALS	26	54	11	18	42		11	63		

PERCENTAGES: FGs: 1st H 38.4% 2nd H _____ Game 48.1%
FTs: 1st H 77.8% 2nd H _____ Game 61.1%

Shots Missed 35
Team Rebounds 3

YORK INSTITUTE	FIELD GOALS MADE	FIELD GOALS ATT'D.	FREE THROWS MADE	FREE THROWS ATT'D.	REBOUNDS	ASS'TS	PER. FOULS	TOTAL POINTS	TURNOVERS	MINS. PLAYED
Doug Bow	3	7	0	0	6		2	6		
Donald Roysden	6	18	0	0	10		4	12		
Ronnie Staven	5	21	2	3	12		5	12		
Darrel Williams	1	6	1	2	5		2	3		
Nickie Whited	7	16	6	12	9		0	20		
Bobby York	0	1	0	0	0		0	0		
Donnie Staven	0	0	0	0	0		0	0		
FREDDIE Tipton	0	1	0	0	0		0	0		
TOTALS	22	70	9	17	42		13	53		

PERCENTAGES: FGs: 1st H 33.3% 2nd H _____ Game 31.4%
FTs: 1st H 63.6% 2nd H _____ Game 52.9%

Shots Missed 56
Team Rebounds 3

OFFICIALS D.B. Maxwell & James Smith
CROWD 2,000
DATE March 10, 1969

SCORE BY PERIODS	1	2	3	4	EP	EP	G
Columbia	14	13	13	23			63
YORK INSTITUTE	15	14	12	12			41

Stats Form 108-3—4M-1 [illegible]

OFFICIAL BASKETBALL BOX

AUSTIN EAST	FIELD GOALS MADE	FIELD GOALS ATT'D.	FREE THROWS MADE	FREE THROWS ATT'D.	REBOUNDS	ASS'TS	PER. FOULS	TOTAL POINTS	TURNOVERS	MINS. PLAYED
TYRONE MOORE	7	19	1	1	11		2	15		
BETHEL HENDRICKS	6	17	0	0	11		4	12		
JOHN TINSLEY	12	22	4	7	16		4	[illegible]		
DOUG RAGLAND	5	16	2	2	10		1	12		
CLARENCE JACKSON	2	7	0	1	5		3	4		
WAYNE MCKINNEY	2	3	0	0	3		1	4		
EMANUEL BALLENGER	0	1	0	0	0		0	0		
BRIAN HARVEY	1	1	0	0	0		0	2		
CLIFFORD SMITH	0	0	0	0	0		0	0		
TOTALS	35	86	7	11	56		15	77		

PERCENTAGES: FGs: 1st H. 35.6% 2nd H. Game 40.7% Shots Missed 55
FTs: 1st H. 50.0% 2nd H. Game 63.6% Team Rebounds 1

COLUMBIA CENTRAL	FIELD GOALS MADE	FIELD GOALS ATT'D.	FREE THROWS MADE	FREE THROWS ATT'D.	REBOUNDS	ASS'TS	PER. FOULS	TOTAL POINTS	TURNOVERS	MINS. PLAYED
DANNY BURT	0	5	1	3	2		0	1		
LEE FOWLER	6	16	1	3	12		4	13		
JAMES KELLY	4	13	2	2	3		2	10		
EDDIE HICKMAN	0	2	0	1	2		1	0		
BRUCE GLADDEN	2	10	3	4	9		1	7		
RALPH BERLIN	3	6	2	4	6		0	8		
JOHNNY MASSEY	3	6	0	1	2		1	6		
STEVE CLAIBORNE	1	3	0	0	0		0	2		
RICKY MILLER	2	4	2	3	1		0	6		
JIMMY MINATRA	0	0	0	0	0		1	0		
TOTALS	24	65	11	21	37		10	53		

PERCENTAGES: FGs: 1st H. 31.3% 2nd H. Game 32.3% Shots Missed 54
FTs: 1st H. 28.6% 2nd H. Game 52.4% Team Rebounds 3

OFFICIALS McDANIEL & SMALLEN
CROWD
DATE MARCH 12, 1969

SCORE BY PERIODS	1	2	3	4	EP	NP	O
AUSTIN	21	14	19	23			77
COLUMBIA	11	11	11	20			53

1937 State Boys' Basketball Tournament

March 26 - March 27, 1937 · Milan Gym - Milan, TN

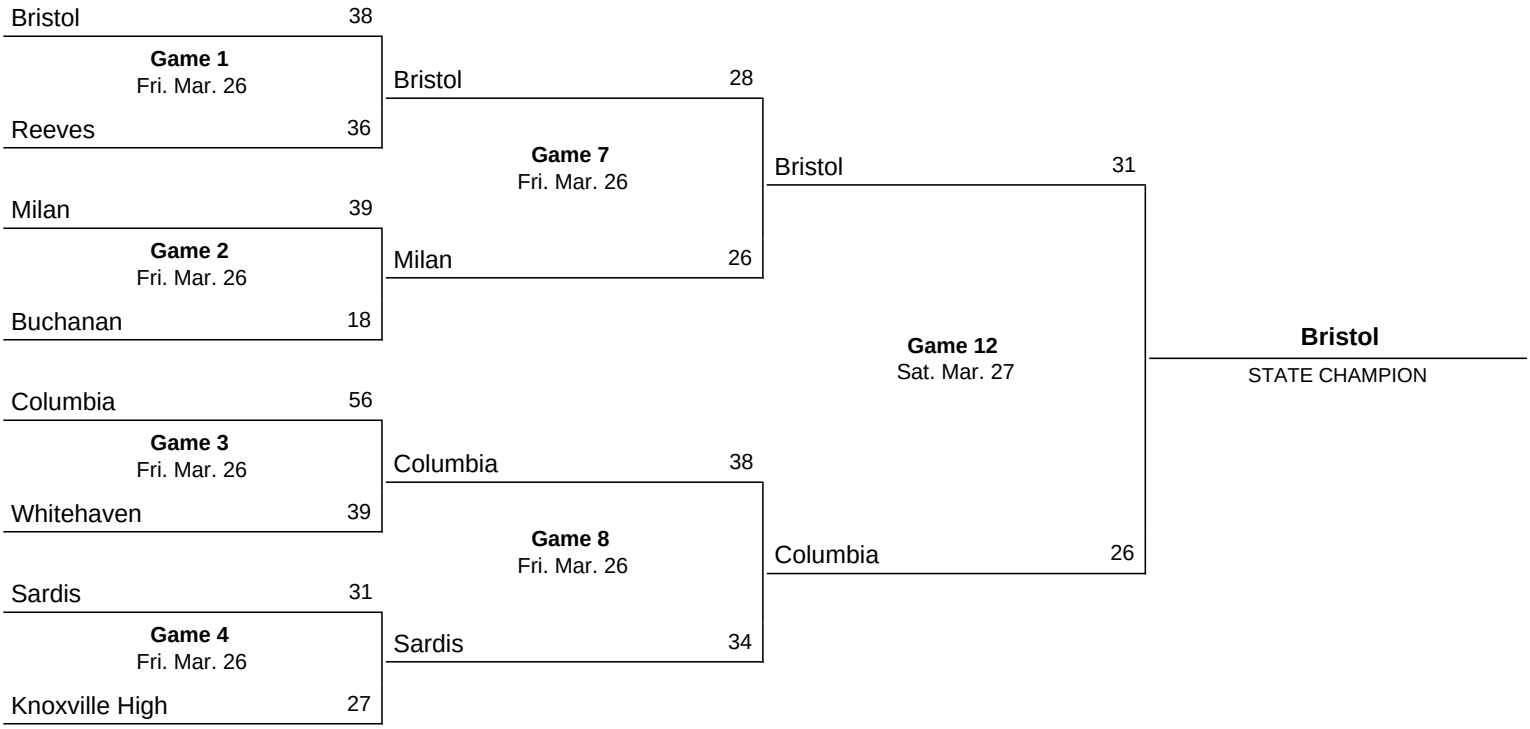

Consolation Contests

Mar. 26	Game 5		**Reeves 47**, Buchanan 37	Stats
Mar. 26	Game 6		Whitehaven 40, **Knoxville High 54**	Stats
Mar. 27	Game 9	Seventh Place	**Whitehaven 33**, Buchanan 30	Stats
Mar. 27	Game 10	Fifth Place	Reeves 27, **Knoxville High 39**	Stats
Mar. 27	Game 11	Third Place	**Milan 20**, Sardis 18	Stats

Pos.—Columbia (38) Sardis (31)
F—Thomas (7) ... Richardson (4)
F—Walls (4) ..... Rogers (2)
C—R. Wiley (20) ..... Petty (14)
G—Jones 2) ..... Bascim (5)
G—P. Wiley (3) ..... Finley (1)
Subs: Columbia — Wood (2), Walker, Holt. Sarvis—Beecham (6), Sergerson (2).

Pos.—Bristol (31) Columbia (26)
F—Morrell (4) ..... Walker
F—Furlough (4) ..... Thomas (6)
C—Ingram (8) ..... R. Wiley (3)
G—Vance (3) ..... Jones (4)
G—Meserole (4) .... P. Wiley (5)
Subs: Bristol—Phipps (6), McClister (2), Hawkins. Columbia—Wells (6), Wood (2.)

1927 Tennessean-Vanderbilt State Prep and High School Boys' Basketball Tournament

March 16 - March 19, 1927

First Round	Second Round	Quarterfinals	Semifinals	Championship
Nashville Cathedral **Game 1** Wed. Mar. 16 Bye	Nashville Cathedral 22 **Game 17** Wed. Mar. 16 8 PM Columbia 11	Nashville Cathedral 17 **Game 25** Fri. Mar. 18 8:30 PM Forrest 7	Nashville Cathedral 14 **Game 29** Sat. Mar. 19 2 PM Dobyns Bennett 9	Nashville Cathedral 19 **Game 31** Sat. Mar. 19 8:15 PM Alpine 15
Columbia **Game 2** Wed. Mar. 16 Bye				
Forrest **Game 3** Wed. Mar. 16 Bye	Forrest 16 **Game 18** Thu. Mar. 17 3:30 PM Purdy 13			
Purdy **Game 4** Wed. Mar. 16 Bye				
Dobyns Bennett **Game 5** Wed. Mar. 16 Bye	Dobyns Bennett 20 **Game 19** Thu. Mar. 17 12:30 PM Memphis Central 10	Dobyns Bennett 11 **Game 26** Fri. Mar. 18 3 PM Whitehaven 8		
Memphis Central **Game 6** Wed. Mar. 16 Bye				
Whitehaven **Game 7** Wed. Mar. 16 Bye	Whitehaven 17 **Game 20** Thu. Mar. 17 2:30 PM Springfield 16			
Springfield **Game 8** Wed. Mar. 16 Bye				
Knoxville High 34 **Game 9** Wed. Mar. 16 7 PM Trimble 15	Knoxville High 34 **Game 21** Thu. Mar. 17 4:30 PM Hampshire 33	Knoxville High 24 **Game 27** Fri. Mar. 18 7:30 PM Chattanooga Central 23	Knoxville High 16 **Game 30** Sat. Mar. 19 3 PM Alpine 17	Alpine 15
Hampshire **Game 10** Wed. Mar. 16 Bye				
Chattanooga Central **Game 11** Wed. Mar. 16 Bye	Chattanooga Central 17 **Game 22** Thu. Mar. 17 7 PM Chattanooga City 16			
Chattanooga City **Game 12** Wed. Mar. 16 Bye				
Alpine **Game 13** Wed. Mar. 16 Bye	Alpine 22 **Game 23** Thu. Mar. 17 1:30 PM Coopertown 13	Alpine 26 **Game 28** Fri. Mar. 18 4 PM Millington 16		
Coopertown **Game 14** Wed. Mar. 16 Bye				
Millington **Game 15** Wed. Mar. 16 Bye	Millington 24 **Game 24** Thu. Mar. 17 8:30 PM Nashville Central 21			
Nashville Central **Game 16** Wed. Mar. 16 Bye				

Nashville Cathedral

STATE CHAMPION

The line-ups:

Columbia	Pos.	Cathedral
Ray (1)	F	Beehan (6)
Rayburn (1)	F	Lynch (7)
Coffee (7)	C	Gibbons (2)
Morrow	G	Kelley (7)
Watkins	G	Clunan

Substitutions: Columbia—Harris and Derryberry (2). Cathedral—Johnson, O'Connell and Sullivan. Referee: Bowser Chest.

1923 Tennessean-Vanderbilt State Prep and High School Boys' Basketball Tournament

March 8 - March 10, 1923

First Round

- Hume-Fogg 40 — **Game 1** Thu. Mar. 8 — Millington 9
- Barren Plains 27 — **Game 2** Thu. Mar. 8 — Springfield 16
- MBA 22 — **Game 3** Thu. Mar. 8 — Eagleville 15
- Cumberland Prep 21 — **Game 4** Thu. Mar. 8 — Goodlettsville 15
- Memphis Central 38 — **Game 5** Fri. Mar. 9 9 AM — Columbia 11
- Forrest — **Game 6** Thu. Mar. 8 — Bye
- BGA 30 — **Game 7** Thu. Mar. 8 — Manchester 7
- Decherd — **Game 8** Thu. Mar. 8 — Bye
- Knoxville High 35 — **Game 9** Thu. Mar. 8 — Monterey 13
- Nashville Central — **Game 10** Thu. Mar. 8 — Bye
- Castle Heights — **Game 11** Thu. Mar. 8 — Bye
- Peabody — **Game 12** Thu. Mar. 8 — Bye
- Morgan 15 — **Game 13** Fri. Mar. 9 11 AM — Ridgley 8
- Gallatin Private Institute — **Game 14** Thu. Mar. 8 — Bye
- Chattanooga City — **Game 15** Thu. Mar. 8 — Bye
- Lenoir City 13 — **Game 16** Fri. Mar. 9 8 AM — Sewanee Military 7

Second Round

- **Game 17** Fri. Mar. 9 2:30 PM — Hume-Fogg 28, Barren Plains 22
- **Game 18** Fri. Mar. 9 10 AM — MBA 23, Cumberland Prep 13
- **Game 19** Fri. Mar. 9 1:30 PM — Memphis Central 20, Forrest 18
- **Game 20** Fri. Mar. 9 4:30 PM — BGA 24, Decherd 20
- **Game 21** Fri. Mar. 9 12 PM — Knoxville High 24, Nashville Central 12
- **Game 22** Fri. Mar. 9 3:30 PM — Castle Heights 16, Peabody 8
- **Game 23** Fri. Mar. 9 5:30 PM — Morgan 31, Gallatin Private Institute 14
- **Game 24** Fri. Mar. 9 7:15 PM — Chattanooga City 24, Lenoir City 8

Quarterfinals

- **Game 25** Fri. Mar. 9 8:15 PM — Hume-Fogg 41, MBA 6
- **Game 26** Sat. Mar. 10 10 AM — Memphis Central 15, BGA 12
- **Game 27** Sat. Mar. 10 9 AM — Knoxville High 24, Castle Heights 19
- **Game 28** OT Sat. Mar. 10 9 AM — Morgan 16, Chattanooga City 15

Semifinals

- **Game 29** Sat. Mar. 10 2:30 PM — Hume-Fogg 45, Memphis Central 11
- **Game 30** Sat. Mar. 10 3:30 PM — Knoxville High 19, Morgan 13

Championship

- **Game 31** Sat. Mar. 10 8:30 PM — Hume-Fogg 28, Knoxville High 16

Hume-Fogg

STATE CHAMPION

Line up and summary:

Memphis	Pos.	Columbia.
Jarrard	F	Jackson
Rier	F	Derryberry
Moore	C	W. Owen
Liddon	G	Voss
Schneider	G	Gilbert

Substitutions—Memphis: McKeen for Moore, Humphrey for Jarrard, Lott for Humphrey. Columbia: Wilson for Derryberry, Finney for W. Owen, H. Owen for Voss, Voss for Gilbert.

Scoring—Field Goals: Moore 10, Rier 4, Humphrey 2, Liddon 1, Jackson 1, Derryberry 1, W. Owen 1. Fouls: Liddon 2 out of 11, Rier 2 out of 5, Jackson 5 out of 9.

Officials—Referee: Zerfoss. Scorers: Anderson and Mayo. Timers: Bloomstein, Eubank and Kuhn.

1922 Tennessean-Vanderbilt State Prep and High School Boys' Basketball Tournament

March 2 - March 4, 1922

First Round

Game	Team	Score
Game 1 Thu. Mar. 2 8:30 PM	Hume-Fogg	36
	Columbia	8
Game 2 Fri. Mar. 3 9:30 AM	Jackson	15
	Baylor	12
Game 3 Thu. Mar. 2	Lenoir City	
	Bye	
Game 4 Thu. Mar. 2	St. Andrews	
	Bye	
Game 5 Fri. Mar. 3 12 PM	McCallie	16
	Clarksville	8
Game 6 Thu. Mar. 2	Peabody	
	Bye	
Game 7 Thu. Mar. 2 9:30 PM	BGA	31
	Harriman	7
Game 8 Thu. Mar. 2 3 PM	Castle Heights	14
	Normandy	6
Game 9 Thu. Mar. 2 7:30 PM	Morgan	27
	Nashville Central	8
Game 10 Fri. Mar. 3 2 PM	Christian Brothers	34
	Sewanee Military	10
Game 11 Thu. Mar. 2	Forrest	
	Bye	
Game 12 Thu. Mar. 2	Cumberland Prep	
	Bye	
Game 13 Thu. Mar. 2 4 PM	MBA	30
	Williams	15
Game 14 Thu. Mar. 2	Union City	
	Bye	
Game 15 Fri. Mar. 3 11 AM	Eagleville	29
	Livingston Academy	12
Game 16 Thu. Mar. 2	Winchester	
	Bye	

Second Round

Game	Team	Score
Game 17 Fri. Mar. 3 4 PM	Hume-Fogg	29
	Jackson	6
Game 18 Fri. Mar. 3 10 AM	Lenoir City	26
	St. Andrews	14
Game 19 Fri. Mar. 3 5 PM	McCallie	16
	Peabody	14
Game 20 Fri. Mar. 3 3 PM	BGA	19
	Castle Heights	10
Game 21 Fri. Mar. 3 7:30 PM	Morgan	25
	Christian Brothers	7
Game 22 Thu. Mar. 2 5 PM	Forrest	19
	Cumberland Prep	9
Game 23 Fri. Mar. 3 8:30 PM	MBA	17
	Union City	11
Game 24 Fri. Mar. 3 6 PM	Eagleville	21
	Winchester	11

Quarterfinals

Game	Team	Score
Game 25 Sat. Mar. 4 10 AM	Hume-Fogg	20
	Lenoir City	12
Game 26 Sat. Mar. 4 9 AM	McCallie	20
	BGA	12
Game 27 Sat. Mar. 4 12 PM	Morgan	21
	Forrest	8
Game 28 Sat. Mar. 4 11 AM	MBA	24
	Eagleville	14

Semifinals

Game	Team	Score
Game 29 Sat. Mar. 4 1:30 PM	Hume-Fogg	21
	McCallie	16
Game 30 Sat. Mar. 4 2:30 PM	Morgan	20
	MBA	15

Championship

Game	Team	Score
Game 31 Sat. Mar. 4 8:30 PM	Hume-Fogg	28
	Morgan	24

Hume-Fogg

STATE CHAMPION

Hume-Fogg (36).	Po.	Columbia Hi (8).
Diamond	F.	Reed
Harrison.		
L. Richter	F.	Holt
Halton, Costello	C.	W. Owen
Chest	G.	Derryberry
Diamond.		Voss.
B. Richter	G.	Brown
Huffaker.		

Field goals—Harrison 2, L. Richter 3, Halton 5, Costello 4, Chest 3, Holt 1. Fouls—Diamond, 1 out of 3; L. Richter, 2 out of 7; Costello, 1 out of 1; Holt, 2 out of 4; Reed, 4 out of 7.

Referee—Hindman. Umpire, Hughes. Timers, Bloomstein and Lovell. Scorers, Anderson and Kuhn.

1921 Tennessean State Prep and High School Boys' Basketball Tournament

March 11 - March 12, 1921

First Round

Hume-Fogg 15
Game 1
Fri. Mar. 11 4:00 PM
Castle Heights 8

Williams (Gallatin) 20
Game 2
Fri. Mar. 11 5:00 PM
Livingston Academy 5

Chattanooga Central 21
Game 3
Fri. Mar. 11 3:00 PM
Columbia 15

Barren Plains 2
Forfeit
Game 4
Fri. Mar. 11 2:00 PM
Knoxville High 0

MBA 31
Game 5
Fri. Mar. 11 10:00 AM
Morgan 13

Cumberland Prep 14
Game 6
Fri. Mar. 11 9:00 AM
Winchester 13

Forrest 2
Forfeit
Game 7
Fri. Mar. 11 12:00 PM
Jackson 0

Peabody 17
Game 8
Fri. Mar. 11 11:00 AM
Nashville Central 5

Quarterfinals

Hume-Fogg 31
Game 9
Fri. Mar. 11 10:00 PM
Williams (Gallatin) 9

Chattanooga Central 28
Game 10
Fri. Mar. 11 9:00 PM
Barren Plains 14

MBA 21
Game 11
Fri. Mar. 11 7:00 PM
Cumberland Prep 12

Forrest 16
Game 12
Fri. Mar. 11 8:00 PM
Peabody 15

Semifinals

Hume-Fogg 24
Game 13
Sat. Mar. 12 3:00 PM
Chattanooga Central 18

MBA 23
Game 14
Sat. Mar. 12 2:00 PM
Forrest 8

Championship

Hume-Fogg 24
Game 15
Sat. Mar. 12 8:30 PM
MBA 22

Hume-Fogg
STATE CHAMPION

Chattanooga	Position.	Columbia
Hale	F.	Jackson
Barnes	F.	Holt
Peak	C.	Seagraves
Peterson	G.	Glenn
Guthrie	G.	Harris, Watkins

Field goals: Barnes 6, Guthrie 4, Seagraves 3, Jackson 2, Holt 2, Peterson 2.

Referee, Zerfoss. Timer, Brown. Scorers, Hood and Bloomenstein.