# Clarksville High School
# Boys' Basketball
## Clarksville, TN

**POSTSEASON HISTORY REPORT**

GENERATED MAY 3, 2024

## Summary

**Championship Record:** 10-15
**Appearances (15):** 2022, 2021, 2012, 2011, 2008, 2007, 1997, 1996, 1981, 1980, 1971, 1964, 1963, 1955, 1922
**Finals Appearances/Runners-up (2):** 1964, 2007

## Finals Appearances

| Year | Class | Award | Detail |
|---|---|---|---|
| 1964 | | Team Runner-Up | |
| 2007 | Class AAA | Team Runner-Up | (33-3) |

## Awards

None found.

# 2022 Class 4A State Boys' Basketball Tournament

## March 16 - March 19, 2022 · MTSU - Murphy Center

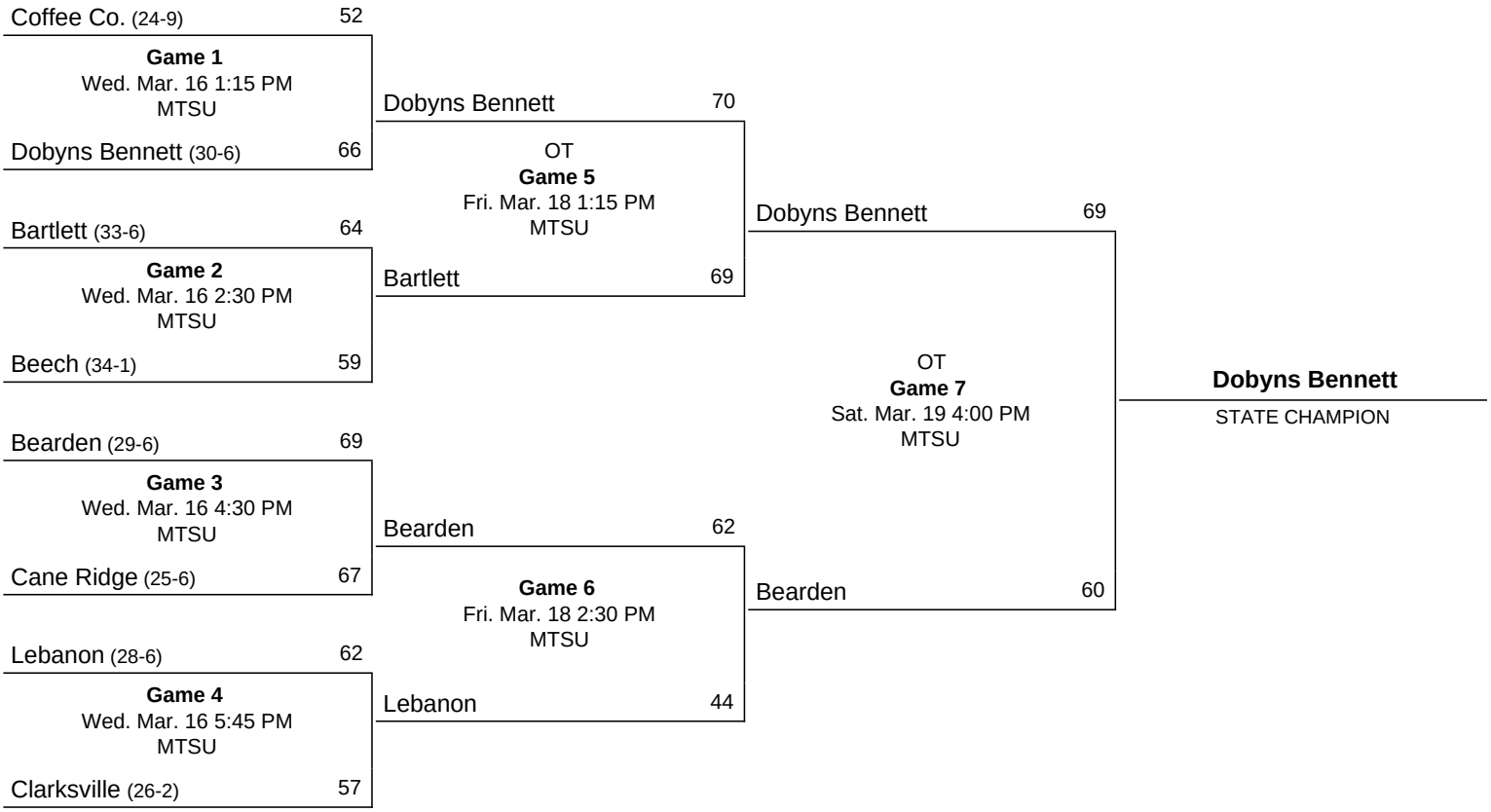

Official Basketball Box Score -- Game Totals -- Final Statistics

# Clarksville vs Lebanon

3/16/22 5:45 PM at Murphy Center (Murfreesboro, TN)

of Tennessee

## Clarksville 57 • 26-3

| ## | Player | | Total FG-FGA | 3-Ptr FG-FGA | FT-FTA | Rebounds Off | Def | Tot | PF | TP | A | TO | Blk | Stl | Min |
|---|---|---|---|---|---|---|---|---|---|---|---|---|---|---|---|
| 01 | Schreiber-Rivera, J. | * | 8-15 | 0-2 | 2-2 | 4 | 3 | 7 | 3 | 18 | 0 | 2 | 0 | 0 | 29 |
| 02 | Walls, Daferlin | | 0-0 | 0-0 | 0-0 | 1 | 2 | 3 | 0 | 0 | 0 | 0 | 0 | 0 | 9 |
| 03 | Wheat, JJ | * | 6-15 | 2-5 | 6-7 | 2 | 4 | 6 | 3 | 20 | 4 | 7 | 0 | 2 | 32 |
| 10 | Hines, Arnett | * | 3-6 | 1-1 | 1-1 | 2 | 6 | 8 | 5 | 8 | 0 | 1 | 1 | 1 | 25 |
| 11 | Berry, Jaheim | * | 3-15 | 2-10 | 0-0 | 2 | 3 | 5 | 1 | 8 | 1 | 2 | 0 | 0 | 32 |
| 12 | Howard, Kellen | | 0-0 | 0-0 | 0-0 | 0 | 0 | 0 | 3 | 0 | 1 | 1 | 0 | 0 | 8 |
| 21 | Carnell, Jamar | * | 1-2 | 1-1 | 0-0 | 0 | 2 | 2 | 4 | 3 | 1 | 0 | 0 | 0 | 25 |
| | Team | | | | | 0 | 3 | 3 | | | | | | | |
| | Totals | | 21-53 | 6-19 | 9-10 | 11 | 23 | 34 | 19 | 57 | 7 | 13 | 1 | 3 | 160 |

| | 1st | | 2nd | | 3rd | | 4th | | Game | | Deadball Rebounds |
|---|---|---|---|---|---|---|---|---|---|---|---|
| FG %: | 5-12 | 41.7% | 5-11 | 45.5% | 7-14 | 50.0% | 4-16 | 25.0% | 21-53 | 39.6% | 1 |
| 3FG %: | 2-5 | 40.0% | 2-3 | 66.7% | 1-4 | 25.0% | 1-7 | 14.3% | 6-19 | 31.6% | |
| FT %: | 1-1 | 100.0% | 4-4 | 100.0% | 1-1 | 100.0% | 3-4 | 75.0% | 9-10 | 90.0% | |

## Lebanon 62 • 29-6

| ## | Player | | Total FG-FGA | 3-Ptr FG-FGA | FT-FTA | Rebounds Off | Def | Tot | PF | TP | A | TO | Blk | Stl | Min |
|---|---|---|---|---|---|---|---|---|---|---|---|---|---|---|---|
| 01 | Alexander, Yarin | * | 8-14 | 1-3 | 2-6 | 2 | 2 | 4 | 4 | 19 | 0 | 2 | 1 | 1 | 29 |
| 03 | Dowell, Rolando | * | 3-4 | 1-1 | 2-4 | 0 | 2 | 2 | 1 | 9 | 1 | 0 | 0 | 0 | 30 |
| 04 | Abston, Jaylen | * | 3-3 | 0-0 | 3-6 | 3 | 5 | 8 | 1 | 9 | 4 | 2 | 1 | 1 | 31 |
| 05 | Hall, Jarred | * | 6-14 | 1-4 | 6-9 | 4 | 8 | 12 | 3 | 19 | 3 | 3 | 1 | 0 | 32 |
| 11 | Bowling, Wyatt | * | 0-7 | 0-3 | 1-2 | 0 | 2 | 2 | 3 | 1 | 3 | 1 | 1 | 3 | 25 |
| 20 | Njezic, Brice | | 1-3 | 1-3 | 2-2 | 0 | 1 | 1 | 0 | 5 | 0 | 0 | 0 | 0 | 12 |
| 32 | Donald, Aiden | | 0-0 | 0-0 | 0-0 | 0 | 0 | 0 | 0 | 0 | 0 | 0 | 0 | 0 | 1 |
| | Team | | | | | 0 | 1 | 1 | | | | | | | |
| | Totals | | 21-45 | 4-14 | 16-29 | 9 | 21 | 30 | 12 | 62 | 11 | 8 | 4 | 5 | 160 |

| | 1st | | 2nd | | 3rd | | 4th | | Game | | Deadball Rebounds |
|---|---|---|---|---|---|---|---|---|---|---|---|
| FG %: | 7-13 | 53.8% | 7-12 | 58.3% | 6-15 | 40.0% | 1-5 | 20.0% | 21-45 | 46.7% | 5 |
| 3FG %: | 0-4 | 0.0% | 2-6 | 33.3% | 1-2 | 50.0% | 1-2 | 50.0% | 4-14 | 28.6% | |
| FT %: | 0-2 | 0.0% | 5-6 | 83.3% | 2-5 | 40.0% | 9-16 | 56.3% | 16-29 | 55.2% | |

Officials:
Technical fouls: Clarksville-None. Lebanon-None.
Attendance:

| Score by periods | 1st | 2nd | 3rd | 4th | Total |
|---|---|---|---|---|---|
| Clarksville | 13 | 16 | 16 | 12 | 57 |
| Lebanon | 14 | 21 | 15 | 12 | 62 |

| Points | In Paint | Off T/O | 2nd Chance | Fast Break | Bench |
|---|---|---|---|---|---|
| CLARKS | 22 | 6 | 13 | 4 | 0 |
| LEBANO | 28 | 14 | 11 | 6 | 5 |

Last FG - CLARKSVL 4th-02:49, LEBANON 4th-03:01.
Largest lead - CLARKSVL by 5 2nd-05:48, LEBANON by 10 3rd-04:59.
CLARKSVL led for 08:50. LEBANON led for 20:29. Game was tied for 02:41.

Score tied - 7 times.
Lead changed - 7 times.

# Clarksville vs Lebanon

3/16/22 5:45 PM at Murphy Center (Murfreesboro, TN)

## 1st PERIOD Play-by-Play (Page 1)

| HOME TEAM: Lebanon | Time | Score | Margin | VISITORS: Clarksville |
|---|---|---|---|---|
| REBOUND (DEF) by Dowell, Rolando | 07:55 | | | MISSED JUMPER by Berry, Jaheim |
| MISSED 3 PTR by Bowling, Wyatt | 07:32 | | | REBOUND (DEF) by Berry, Jaheim |
| | 07:19 | | | MISSED 3 PTR by Schreiber-Rivera, J. |
| | 07:19 | | | REBOUND (OFF) by Hines, Arnett |
| | 07:19 | 0-2 | V 2 | GOOD! LAYUP by Hines, Arnett [PNT] |
| FOUL by Alexander, Yarin (P1T1) | 07:19 | 0-3 | V 3 | GOOD! FT SHOT by Hines, Arnett |
| GOOD! LAYUP by Alexander, Yarin [PNT] | 07:07 | 2-3 | V 1 | |
| REBOUND (DEF) by (TEAM) | 06:55 | | | MISSED 3 PTR by Berry, Jaheim |
| MISSED 3 PTR by Alexander, Yarin | 06:39 | | | REBOUND (DEF) by Schreiber-Rivera, J. |
| FOUL by Abston, Jaylen (P1T2) | 06:33 | | | |
| | 06:06 | 2-6 | V 4 | GOOD! 3 PTR by Berry, Jaheim |
| | 06:06 | | | ASSIST by Carnell, Jamar |
| MISSED JUMPER by Bowling, Wyatt | 05:47 | | | REBOUND (DEF) by Hines, Arnett |
| | 05:37 | | | TURNOVR by Wheat, JJ |
| STEAL by Alexander, Yarin | 05:36 | | | |
| GOOD! DUNK by Alexander, Yarin [FB/PNT] | 05:34 | 4-6 | V 2 | |
| | 05:08 | 4-8 | V 4 | GOOD! JUMPER by Schreiber-Rivera, J. [PN |
| MISSED 3 PTR by Hall, Jarred | 04:51 | | | REBOUND (DEF) by Schreiber-Rivera, J. |
| | 04:39 | | | TURNOVR by Hines, Arnett |
| STEAL by Bowling, Wyatt | 04:38 | | | |
| GOOD! LAYUP by Dowell, Rolando [FB/PNT] | 04:35 | 6-8 | V 2 | |
| ASSIST by Bowling, Wyatt | 04:35 | | | |
| | 04:14 | | | MISSED JUMPER by Berry, Jaheim |
| | 04:14 | | | REBOUND (OFF) by Berry, Jaheim |
| | 04:06 | | | TURNOVR by Wheat, JJ |
| STEAL by Bowling, Wyatt | 04:04 | | | |
| MISSED JUMPER by Hall, Jarred | 03:50 | | | REBOUND (DEF) by Hines, Arnett |
| REBOUND (DEF) by Abston, Jaylen | 03:35 | | | MISSED JUMPER by Schreiber-Rivera, J. |
| MISSED FT SHOT by Alexander, Yarin | 03:15 | | | FOUL by Berry, Jaheim (P1T1) |
| REBOUND (OFF) by (DEADBALL) | 03:15 | | | |
| MISSED FT SHOT by Alexander, Yarin | 03:15 | | | REBOUND (DEF) by Hines, Arnett |
| SUB IN : Njezic, Brice | 03:15 | | | SUB IN : Howard, Kellen |
| SUB OUT: Dowell, Rolando | 03:15 | | | SUB OUT: Carnell, Jamar |
| REBOUND (DEF) by Hall, Jarred | 02:56 | | | MISSED JUMPER by Schreiber-Rivera, J. |
| GOOD! LAYUP by Abston, Jaylen [PNT] | 02:45 | 8-8 | T 1 | |
| ASSIST by Hall, Jarred | 02:45 | | | |
| FOUL by Bowling, Wyatt (P1T3) | 02:36 | | | |
| | 02:36 | | | SUB IN : Walls, Daferlin |
| | 02:36 | | | SUB OUT: Schreiber-Rivera, J. |
| | 02:27 | 8-11 | V 3 | GOOD! 3 PTR by Hines, Arnett |
| | 02:27 | | | ASSIST by Wheat, JJ |
| GOOD! LAYUP by Alexander, Yarin [PNT] | 02:16 | 10-11 | V 1 | |
| ASSIST by Bowling, Wyatt | 02:16 | | | |
| REBOUND (DEF) by Bowling, Wyatt | 02:07 | | | MISSED 3 PTR by Berry, Jaheim |
| GOOD! JUMPER by Alexander, Yarin | 01:28 | 12-11 | H 1 | |
| | 01:16 | 12-13 | V 1 | GOOD! LAYUP by Wheat, JJ [PNT] |
| MISSED 3 PTR by Njezic, Brice | 00:51 | | | REBOUND (DEF) by Walls, Daferlin |
| | 00:33 | | | TURNOVR by Howard, Kellen |
| SUB IN : Dowell, Rolando | 00:33 | | | |
| SUB OUT: Bowling, Wyatt | 00:33 | | | |
| GOOD! JUMPER by Hall, Jarred | 00:19 | 14-13 | H 1 | |
| ASSIST by Abston, Jaylen | 00:19 | | | |
| | 00:02 | | | TURNOVR by Wheat, JJ |
| SUB IN : Bowling, Wyatt | 00:02 | | | |
| SUB OUT: Abston, Jaylen | 00:02 | | | |

# Clarksville vs Lebanon

3/16/22 5:45 PM at Murphy Center (Murfreesboro, TN)

## 1st PERIOD Play-by-Play (Page 2)

HOME TEAM: Lebanon | Time | Score | Margin | VISITORS: Clarksville

Lebanon 14, Clarksville 13

| 1st period-only | In Paint | Off T/O | 2nd Chance | Fast Break | Bench | |
|---|---|---|---|---|---|---|
| Clarksville | 6 | 0 | 3 | 0 | 0 | Score tied - 1 time. |
| Lebanon | 10 | 6 | 0 | 4 | 0 | Lead changed - 3 times. |

# Clarksville vs Lebanon

3/16/22 5:45 PM at Murphy Center (Murfreesboro, TN)

## 2nd PERIOD Play-by-Play (Page 1)

| HOME TEAM: Lebanon | Time | Score | Margin | VISITORS: Clarksville |
|---|---|---|---|---|
| MISSED 3 PTR by Bowling, Wyatt | 07:48 | | | REBOUND (DEF) by Berry, Jaheim |
| REBOUND (DEF) by Hall, Jarred | 07:37 | | | MISSED JUMPER by Wheat, JJ |
| MISSED 3 PTR by Hall, Jarred | 07:17 | | | REBOUND (DEF) by (TEAM) |
| FOUL by Alexander, Yarin (P2T4) | 06:55 | | | |
| SUB IN : Donald, Aiden | 06:55 | | | |
| SUB OUT: Alexander, Yarin | 06:55 | | | |
| | 06:37 | 14-15 | V 1 | GOOD! LAYUP by Schreiber-Rivera, J. [PNT] |
| GOOD! FT SHOT by Hall, Jarred | 06:16 | 15-15 | T 2 | FOUL by Hines, Arnett (P1T2) |
| MISSED FT SHOT by Hall, Jarred | 06:16 | | | REBOUND (DEF) by Carnell, Jamar |
| | 06:11 | 15-18 | V 3 | GOOD! 3 PTR by Wheat, JJ |
| TURNOVR by Hall, Jarred | 05:53 | | | |
| | 05:48 | 15-20 | V 5 | GOOD! LAYUP by Berry, Jaheim [FB/PNT] |
| | 05:48 | | | ASSIST by Wheat, JJ |
| TIMEOUT 30sec | 05:48 | | | |
| GOOD! FT SHOT by Dowell, Rolando | 05:27 | 16-20 | V 4 | FOUL by Carnell, Jamar (P1T3) |
| GOOD! FT SHOT by Dowell, Rolando | 05:27 | 17-20 | V 3 | |
| SUB IN : Alexander, Yarin | 05:27 | | | |
| SUB IN : Njezic, Brice | 05:27 | | | |
| SUB OUT: Donald, Aiden | 05:27 | | | |
| SUB OUT: Bowling, Wyatt | 05:27 | | | |
| | 05:08 | | | TURNOVR by Schreiber-Rivera, J. |
| GOOD! 3 PTR by Njezic, Brice | 04:52 | 20-20 | T 3 | |
| ASSIST by Hall, Jarred | 04:52 | | | |
| | 04:39 | | | MISSED 3 PTR by Berry, Jaheim |
| | 04:39 | | | REBOUND (OFF) by Hines, Arnett |
| | 04:36 | 20-22 | V 2 | GOOD! JUMPER by Hines, Arnett |
| GOOD! JUMPER by Dowell, Rolando | 04:21 | 22-22 | T 4 | |
| REBOUND (DEF) by Abston, Jaylen | 03:55 | | | MISSED JUMPER by Hines, Arnett |
| GOOD! LAYUP by Alexander, Yarin [FB/PNT] | 03:48 | 24-22 | H 2 | |
| ASSIST by Hall, Jarred | 03:48 | | | |
| | 03:42 | | | FOUL by Schreiber-Rivera, J. (P1T4) |
| | 03:42 | | | TURNOVR by Berry, Jaheim |
| | 03:31 | | | FOUL by Hines, Arnett (P2T5) |
| GOOD! 3 PTR by Alexander, Yarin | 03:26 | 27-22 | H 5 | |
| | 03:14 | | | TURNOVR by Schreiber-Rivera, J. |
| STEAL by Abston, Jaylen | 03:12 | | | |
| TURNOVR by Abston, Jaylen | 03:07 | | | |
| | 03:05 | | | STEAL by Hines, Arnett |
| | 03:01 | | | MISSED JUMPER by Hines, Arnett |
| | 03:01 | | | REBOUND (OFF) by Schreiber-Rivera, J. |
| FOUL by Hall, Jarred (P1T5) | 03:00 | | | |
| | 03:00 | | | TIMEOUT TEAM |
| | 03:00 | 27-23 | H 4 | GOOD! FT SHOT by Schreiber-Rivera, J. |
| | 03:00 | 27-24 | H 3 | GOOD! FT SHOT by Schreiber-Rivera, J. |
| GOOD! LAYUP by Abston, Jaylen [PNT] | 02:49 | 29-24 | H 5 | |
| | 02:37 | 29-27 | H 2 | GOOD! 3 PTR by Wheat, JJ |
| MISSED LAYUP by Hall, Jarred | 02:24 | | | |
| REBOUND (OFF) by Alexander, Yarin | 02:24 | | | |
| GOOD! LAYUP by Alexander, Yarin [PNT] | 02:20 | 31-27 | H 4 | |
| REBOUND (DEF) by Hall, Jarred | 02:14 | | | MISSED LAYUP by Wheat, JJ |
| GOOD! FT SHOT by Njezic, Brice | 02:09 | 32-27 | H 5 | FOUL by Hines, Arnett (P3T6) |
| GOOD! FT SHOT by Njezic, Brice | 02:09 | 33-27 | H 6 | |
| SUB IN : Bowling, Wyatt | 02:09 | | | SUB IN : Walls, Daferlin |
| SUB OUT: Alexander, Yarin | 02:09 | | | SUB OUT: Hines, Arnett |
| | 02:01 | | | TURNOVR by Berry, Jaheim |
| MISSED 3 PTR by Bowling, Wyatt | 01:22 | | | REBOUND (DEF) by Wheat, JJ |
| REBOUND (DEF) by Njezic, Brice | 01:09 | | | MISSED JUMPER by Wheat, JJ |
| GOOD! LAYUP by Hall, Jarred [PNT] | 00:52 | 35-27 | H 8 | |
| ASSIST by Bowling, Wyatt | 00:52 | | | |
| FOUL by Hall, Jarred (P2T6) | 00:41 | | | |

# Clarksville vs Lebanon

3/16/22 5:45 PM at Murphy Center (Murfreesboro, TN)

## 2nd PERIOD Play-by-Play (Page 2)

| HOME TEAM: Lebanon | Time | Score | Margin | VISITORS: Clarksville |
|---|---|---|---|---|
| | 00:41 | 35-28 | H 7 | GOOD! FT SHOT by Wheat, JJ |
| | 00:41 | 35-29 | H 6 | GOOD! FT SHOT by Wheat, JJ |
| SUB IN : Alexander, Yarin | 00:41 | | | |
| SUB OUT: Bowling, Wyatt | 00:41 | | | |
| MISSED 3 PTR by Alexander, Yarin | 00:00 | | | REBOUND (DEF) by (TEAM) |

Lebanon 35, Clarksville 29

| 2nd period-only | In Paint | Off T/O | 2nd Chance | Fast Break | Bench | |
|---|---|---|---|---|---|---|
| Clarksville | 4 | 4 | 4 | 2 | 0 | Score tied - 3 times. |
| Lebanon | 8 | 6 | 2 | 2 | 5 | Lead changed - 2 times. |

# Clarksville vs Lebanon

3/16/22 5:45 PM at Murphy Center (Murfreesboro, TN)

## 3rd PERIOD Play-by-Play (Page 1)

| HOME TEAM: Lebanon | Time | Score | Margin | VISITORS: Clarksville |
|---|---|---|---|---|
| | 07:29 | | | MISSED JUMPER by Hines, Arnett |
| | 07:29 | | | REBOUND (OFF) by Wheat, JJ |
| | 07:25 | | | MISSED JUMPER by Wheat, JJ |
| | 07:25 | | | REBOUND (OFF) by Schreiber-Rivera, J. |
| REBOUND (DEF) by Dowell, Rolando | 07:20 | | | MISSED JUMPER by Schreiber-Rivera, J. |
| GOOD! LAYUP by Abston, Jaylen [PNT] | 07:15 | 37-29 | H 8 | |
| | 06:52 | 37-31 | H 6 | GOOD! LAYUP by Schreiber-Rivera, J. [PNT] |
| GOOD! LAYUP by Hall, Jarred [PNT] | 06:30 | 39-31 | H 8 | |
| REBOUND (DEF) by Hall, Jarred | 06:14 | | | MISSED 3 PTR by Schreiber-Rivera, J. |
| MISSED JUMPER by Alexander, Yarin | 05:44 | | | REBOUND (DEF) by Carnell, Jamar |
| | 05:34 | 39-33 | H 6 | GOOD! JUMPER by Schreiber-Rivera, J. |
| | 05:34 | | | ASSIST by Berry, Jaheim |
| MISSED LAYUP by Bowling, Wyatt | 05:10 | | | BLOCK by Hines, Arnett |
| REBOUND (OFF) by Hall, Jarred | 05:08 | | | |
| GOOD! FT SHOT by Hall, Jarred | 05:08 | 40-33 | H 7 | FOUL by Schreiber-Rivera, J. (P2T1) |
| MISSED FT SHOT by Hall, Jarred | 05:08 | | | |
| REBOUND (OFF) by Abston, Jaylen | 05:08 | | | |
| GOOD! 3 PTR by Dowell, Rolando | 04:59 | 43-33 | H 10 | |
| ASSIST by Abston, Jaylen | 04:59 | | | |
| REBOUND (DEF) by Alexander, Yarin | 04:48 | | | MISSED 3 PTR by Berry, Jaheim |
| TURNOVR by Alexander, Yarin | 04:42 | | | |
| | 04:41 | | | STEAL by Wheat, JJ |
| | 04:39 | 43-35 | H 8 | GOOD! DUNK by Wheat, JJ [FB/PNT] |
| TURNOVR by Bowling, Wyatt | 04:35 | | | |
| REBOUND (DEF) by Abston, Jaylen | 04:30 | | | MISSED 3 PTR by Wheat, JJ |
| MISSED JUMPER by Bowling, Wyatt | 04:13 | | | |
| REBOUND (OFF) by Hall, Jarred | 04:13 | | | |
| | 04:09 | | | FOUL by Hines, Arnett (P4T2) |
| SUB IN : Njezic, Brice | 04:09 | | | |
| SUB OUT: Abston, Jaylen | 04:09 | | | |
| MISSED JUMPER by Alexander, Yarin | 04:07 | | | |
| REBOUND (OFF) by Hall, Jarred | 04:07 | | | |
| | 04:01 | | | FOUL by Carnell, Jamar (P2T3) |
| | 04:01 | | | SUB IN : Howard, Kellen |
| | 04:01 | | | SUB OUT: Hines, Arnett |
| MISSED JUMPER by Alexander, Yarin | 03:33 | | | REBOUND (DEF) by Berry, Jaheim |
| | 03:22 | 43-37 | H 6 | GOOD! JUMPER by Wheat, JJ [PNT] |
| FOUL by Bowling, Wyatt (P2T1) | 03:22 | 43-38 | H 5 | GOOD! FT SHOT by Wheat, JJ |
| SUB IN : Abston, Jaylen | 03:22 | | | SUB IN : Walls, Daferlin |
| SUB OUT: Bowling, Wyatt | 03:22 | | | SUB OUT: Carnell, Jamar |
| MISSED FT SHOT by Abston, Jaylen | 02:57 | | | FOUL by Wheat, JJ (P1T4) |
| REBOUND (OFF) by (DEADBALL) | 02:57 | | | |
| MISSED FT SHOT by Abston, Jaylen | 02:57 | | | |
| REBOUND (OFF) by Hall, Jarred | 02:57 | | | |
| MISSED LAYUP by Hall, Jarred | 02:52 | | | |
| REBOUND (OFF) by Alexander, Yarin | 02:52 | | | |
| GOOD! TIP-IN by Alexander, Yarin [PNT] | 02:49 | 45-38 | H 7 | |
| REBOUND (DEF) by Hall, Jarred | 02:37 | | | MISSED JUMPER by Berry, Jaheim |
| TURNOVR by Hall, Jarred | 02:34 | | | STEAL by Wheat, JJ |
| | 02:34 | | | TURNOVR by Wheat, JJ |
| MISSED 3 PTR by Njezic, Brice | 02:16 | | | REBOUND (DEF) by Wheat, JJ |
| | 02:06 | 45-41 | H 4 | GOOD! 3 PTR by Berry, Jaheim |
| | 02:06 | | | ASSIST by Wheat, JJ |
| TIMEOUT TEAM | 01:54 | | | |
| GOOD! LAYUP by Hall, Jarred [PNT] | 01:41 | 47-41 | H 6 | |
| ASSIST by Abston, Jaylen | 01:41 | | | |
| GOOD! FT SHOT by Hall, Jarred | 01:41 | 48-41 | H 7 | FOUL by Howard, Kellen (P1T5) |
| | 01:29 | 48-43 | H 5 | GOOD! JUMPER by Wheat, JJ |
| | 01:29 | | | ASSIST by Howard, Kellen |
| MISSED JUMPER by Hall, Jarred | 01:14 | | | |

# Clarksville vs Lebanon

3/16/22 5:45 PM at Murphy Center (Murfreesboro, TN)

## 3rd PERIOD Play-by-Play (Page 2)

| HOME TEAM: Lebanon | Time | Score | Margin | VISITORS: Clarksville |
|---|---|---|---|---|
| REBOUND (OFF) by Abston, Jaylen | 01:14 | | | |
| GOOD! LAYUP by Hall, Jarred [PNT] | 01:09 | 50-43 | H 7 | |
| ASSIST by Abston, Jaylen | 01:09 | | | |
| SUB IN : Bowling, Wyatt | 01:01 | | | |
| SUB OUT: Alexander, Yarin | 01:01 | | | |
| | 00:50 | 50-45 | H 5 | GOOD! JUMPER by Schreiber-Rivera, J. [PN |
| MISSED JUMPER by Hall, Jarred | 00:30 | | | REBOUND (DEF) by Walls, Daferlin |
| | 00:06 | | | TURNOVR by Wheat, JJ |
| STEAL by Bowling, Wyatt | 00:03 | | | |
| FOUL by Hall, Jarred (P3T2) | 00:02 | | | |
| TURNOVR by Hall, Jarred | 00:02 | | | |
| FOUL by Alexander, Yarin (P3T3) | 00:02 | | | |
| SUB IN : Donald, Aiden | 00:02 | | | |
| SUB OUT: Hall, Jarred | 00:02 | | | |

Lebanon 50, Clarksville 45

| 3rd period-only | In Paint | Off T/O | 2nd Chance | Fast Break | Bench | |
|---|---|---|---|---|---|---|
| Clarksville | 8 | 2 | 0 | 2 | 0 | Score tied - 0 times. |
| Lebanon | 10 | 0 | 8 | 0 | 0 | Lead changed - 0 times. |

# Clarksville vs Lebanon

3/16/22 5:45 PM at Murphy Center (Murfreesboro, TN)

## 4th PERIOD Play-by-Play (Page 1)

| HOME TEAM: Lebanon | Time | Score | Margin | VISITORS: Clarksville |
|---|---|---|---|---|
| | 07:51 | 50-48 | H 2 | GOOD! 3 PTR by Carnell, Jamar |
| | 07:51 | | | ASSIST by Wheat, JJ |
| TURNOVR by Alexander, Yarin | 07:35 | | | |
| REBOUND (DEF) by Hall, Jarred | 07:27 | | | MISSED 3 PTR by Berry, Jaheim |
| MISSED JUMPER by Dowell, Rolando | 07:02 | | | REBOUND (DEF) by Wheat, JJ |
| | 06:55 | | | MISSED JUMPER by Wheat, JJ |
| | 06:55 | | | REBOUND (OFF) by Berry, Jaheim |
| REBOUND (DEF) by Alexander, Yarin | 06:51 | | | MISSED JUMPER by Berry, Jaheim |
| GOOD! FT SHOT by Abston, Jaylen | 06:37 | 51-48 | H 3 | FOUL by Schreiber-Rivera, J. (P3T6) |
| GOOD! FT SHOT by Abston, Jaylen | 06:37 | 52-48 | H 4 | |
| | 06:23 | 52-50 | H 2 | GOOD! LAYUP by Schreiber-Rivera, J. [PNT] |
| MISSED JUMPER by Bowling, Wyatt | 06:08 | | | REBOUND (DEF) by (TEAM) |
| BLOCK by Hall, Jarred | 05:53 | | | MISSED JUMPER by Schreiber-Rivera, J. |
| | 05:51 | | | REBOUND (OFF) by Schreiber-Rivera, J. |
| | 05:49 | 52-52 | T 5 | GOOD! JUMPER by Schreiber-Rivera, J. |
| GOOD! FT SHOT by Bowling, Wyatt | 05:19 | 53-52 | H 1 | FOUL by Carnell, Jamar (P3T7) |
| MISSED FT SHOT by Bowling, Wyatt | 05:19 | | | REBOUND (DEF) by Hines, Arnett |
| | 04:42 | | | TURNOVR by Wheat, JJ |
| TURNOVR by Abston, Jaylen | 04:37 | | | |
| REBOUND (DEF) by Hall, Jarred | 04:14 | | | MISSED 3 PTR by Berry, Jaheim |
| MISSED LAYUP by Alexander, Yarin | 03:37 | | | REBOUND (DEF) by Hines, Arnett |
| BLOCK by Alexander, Yarin | 03:26 | | | MISSED JUMPER by Wheat, JJ |
| | 03:26 | | | REBOUND (OFF) by Wheat, JJ |
| FOUL by Bowling, Wyatt (P3T4) | 03:26 | 53-53 | T 6 | GOOD! FT SHOT by Wheat, JJ |
| | 03:26 | 53-54 | V 1 | GOOD! FT SHOT by Wheat, JJ |
| GOOD! 3 PTR by Hall, Jarred | 03:01 | 56-54 | H 2 | |
| ASSIST by Dowell, Rolando | 03:01 | | | |
| | 02:52 | | | MISSED 3 PTR by Wheat, JJ |
| | 02:52 | | | REBOUND (OFF) by Schreiber-Rivera, J. |
| | 02:49 | 56-56 | T 7 | GOOD! LAYUP by Schreiber-Rivera, J. [PNT] |
| | 02:46 | | | TIMEOUT 30sec |
| MISSED 3 PTR by Hall, Jarred | 02:32 | | | |
| REBOUND (OFF) by Abston, Jaylen | 02:32 | | | |
| GOOD! FT SHOT by Abston, Jaylen | 02:31 | 57-56 | H 1 | FOUL by Carnell, Jamar (P4T8) |
| MISSED FT SHOT by Abston, Jaylen | 02:31 | | | REBOUND (DEF) by Schreiber-Rivera, J. |
| BLOCK by Abston, Jaylen | 02:10 | | | MISSED LAYUP by Carnell, Jamar |
| REBOUND (DEF) by Abston, Jaylen | 02:08 | | | |
| GOOD! FT SHOT by Alexander, Yarin | 01:33 | 58-56 | H 2 | FOUL by Wheat, JJ (P2T9) |
| MISSED FT SHOT by Alexander, Yarin | 01:33 | | | REBOUND (DEF) by Hines, Arnett |
| REBOUND (DEF) by Bowling, Wyatt | 01:22 | | | MISSED LAYUP by Schreiber-Rivera, J. |
| MISSED FT SHOT by Dowell, Rolando | 01:12 | | | FOUL by Wheat, JJ (P3T10) |
| REBOUND (OFF) by (DEADBALL) | 01:12 | | | |
| MISSED FT SHOT by Dowell, Rolando | 01:12 | | | REBOUND (DEF) by Wheat, JJ |
| | 01:12 | | | SUB IN : Howard, Kellen |
| | 01:12 | | | SUB OUT: Carnell, Jamar |
| | 00:49 | | | TURNOVR by Wheat, JJ |
| TIMEOUT 30sec | 00:49 | | | |
| GOOD! FT SHOT by Hall, Jarred | 00:42 | 59-56 | H 3 | FOUL by Hines, Arnett (P5T11) |
| GOOD! FT SHOT by Hall, Jarred | 00:42 | 60-56 | H 4 | |
| | 00:42 | | | SUB IN : Walls, Daferlin |
| | 00:42 | | | SUB OUT: Hines, Arnett |
| FOUL by Alexander, Yarin (P4T5) | 00:35 | | | MISSED FT SHOT by Wheat, JJ |
| | 00:35 | | | REBOUND (OFF) by (DEADBALL) |
| | 00:35 | 60-57 | H 3 | GOOD! FT SHOT by Wheat, JJ |
| MISSED FT SHOT by Alexander, Yarin | 00:25 | | | FOUL by Howard, Kellen (P2T12) |
| REBOUND (OFF) by (DEADBALL) | 00:25 | | | |
| GOOD! FT SHOT by Alexander, Yarin | 00:25 | 61-57 | H 4 | |
| REBOUND (DEF) by Hall, Jarred | 00:17 | | | MISSED 3 PTR by Wheat, JJ |
| MISSED FT SHOT by Hall, Jarred | 00:13 | | | FOUL by Howard, Kellen (P3T13) |
| REBOUND (OFF) by (DEADBALL) | 00:13 | | | |

# Clarksville vs Lebanon

3/16/22 5:45 PM at Murphy Center (Murfreesboro, TN)

## 4th PERIOD Play-by-Play (Page 2)

| HOME TEAM: Lebanon | Time | Score | Margin | VISITORS: Clarksville |
|---|---|---|---|---|
| GOOD! FT SHOT by Hall, Jarred | 00:13 | 62-57 | H 5 | |
| TIMEOUT TEAM | 00:13 | | | |
| FOUL by Dowell, Rolando (P1T6) | 00:09 | | | |
| | 00:04 | | | MISSED 3 PTR by Berry, Jaheim |
| | 00:04 | | | REBOUND (OFF) by Walls, Daferlin |
| BLOCK by Bowling, Wyatt | 00:02 | | | MISSED 3 PTR by Berry, Jaheim |
| REBOUND (DEF) by Abston, Jaylen | 00:01 | | | |

Lebanon 62, Clarksville 57

| 4th period-only | In Paint | Off T/O | 2nd Chance | Fast Break | Bench | |
|---|---|---|---|---|---|---|
| Clarksville | 4 | 0 | 6 | 0 | 0 | Score tied - 3 times. |
| Lebanon | 0 | 2 | 1 | 0 | 0 | Lead changed - 2 times. |

# Official Basketball Box Score -- Thru 1st Period
## Clarksville vs Lebanon
3/16/22 5:45 PM at Murphy Center (Murfreesboro, TN)

of Tennessee

### Clarksville 13 • 26-3

| ## | Player | | Total FG-FGA | 3-Ptr FG-FGA | FT-FTA | Rebounds Off | Def | Tot | PF | TP | A | TO | Blk | Stl | Min |
|---|---|---|---|---|---|---|---|---|---|---|---|---|---|---|---|
| 01 | Schreiber-Rivera, J. | * | 1-4 | 0-1 | 0-0 | 0 | 2 | 2 | 0 | 2 | 0 | 0 | 0 | 0 | 5 |
| 02 | Walls, Daferlin | | 0-0 | 0-0 | 0-0 | 0 | 1 | 1 | 0 | 0 | 0 | 0 | 0 | 0 | 2 |
| 03 | Wheat, JJ | * | 1-1 | 0-0 | 0-0 | 0 | 0 | 0 | 0 | 2 | 1 | 3 | 0 | 0 | 8 |
| 10 | Hines, Arnett | * | 2-2 | 1-1 | 1-1 | 1 | 3 | 4 | 0 | 6 | 0 | 1 | 0 | 0 | 8 |
| 11 | Berry, Jaheim | * | 1-5 | 1-3 | 0-0 | 1 | 1 | 2 | 1 | 3 | 0 | 0 | 0 | 0 | 8 |
| 12 | Howard, Kellen | | 0-0 | 0-0 | 0-0 | 0 | 0 | 0 | 0 | 0 | 0 | 1 | 0 | 0 | 3 |
| 21 | Carnell, Jamar | * | 0-0 | 0-0 | 0-0 | 0 | 0 | 0 | 0 | 0 | 1 | 0 | 0 | 0 | 4 |
| | Team | | | | | 0 | 0 | 0 | | | | | | | |
| | Totals | | 5-12 | 2-5 | 1-1 | 2 | 7 | 9 | 1 | 13 | 2 | 5 | 0 | 0 | - |

| | | | | | |
|---|---|---|---|---|---|
| 1st - FG %: | 5-12 | 41.7% | Game: | 5-12 | 41.7% |
| 3FG %: | 2-5 | 40.0% | | 2-5 | 40.0% |
| FT %: | 1-1 | 100.0% | | 1-1 | 100.0% |

Deadball Rebounds
0

### Lebanon 14 • 29-6

| ## | Player | | Total FG-FGA | 3-Ptr FG-FGA | FT-FTA | Rebounds Off | Def | Tot | PF | TP | A | TO | Blk | Stl | Min |
|---|---|---|---|---|---|---|---|---|---|---|---|---|---|---|---|
| 01 | Alexander, Yarin | * | 4-5 | 0-1 | 0-2 | 0 | 0 | 0 | 1 | 8 | 0 | 0 | 0 | 1 | 8 |
| 03 | Dowell, Rolando | * | 1-1 | 0-0 | 0-0 | 0 | 1 | 1 | 0 | 2 | 0 | 0 | 0 | 0 | 5 |
| 04 | Abston, Jaylen | * | 1-1 | 0-0 | 0-0 | 0 | 1 | 1 | 1 | 2 | 1 | 0 | 0 | 0 | 7 |
| 05 | Hall, Jarred | * | 1-3 | 0-1 | 0-0 | 0 | 1 | 1 | 0 | 2 | 1 | 0 | 0 | 0 | 8 |
| 11 | Bowling, Wyatt | * | 0-2 | 0-1 | 0-0 | 0 | 1 | 1 | 1 | 0 | 2 | 0 | 0 | 2 | 7 |
| 20 | Njezic, Brice | | 0-1 | 0-1 | 0-0 | 0 | 0 | 0 | 0 | 0 | 0 | 0 | 0 | 0 | 3 |
| | Team | | | | | 0 | 1 | 1 | | | | | | | |
| | Totals | | 7-13 | 0-4 | 0-2 | 0 | 5 | 5 | 3 | 14 | 4 | 0 | 0 | 3 | - |

| | | | | | |
|---|---|---|---|---|---|
| 1st - FG %: | 7-13 | 53.8% | Game: | 7-13 | 53.8% |
| 3FG %: | 0-4 | 0.0% | | 0-4 | 0.0% |
| FT %: | 0-2 | 0.0% | | 0-2 | 0.0% |

Deadball Rebounds
1

Officials:
Technical fouls: Clarksville-None. Lebanon-None.
Attendance:

| Score by periods | 1st | 2nd | 3rd | 4th | Total |
|---|---|---|---|---|---|
| Clarksville | 13 | 0 | 0 | 0 | 13 |
| Lebanon | 14 | 0 | 0 | 0 | 14 |

| Points | In Paint | Off T/O | 2nd Chance | Fast Break | Bench |
|---|---|---|---|---|---|
| CLARKS | 6 | 0 | 3 | 0 | 0 |
| LEBANO | 10 | 6 | 0 | 4 | 0 |

Last FG - CLARKSVL 1st-01:16, LEBANON 1st-00:19.
Largest lead - CLARKSVL by 4 1st-06:06, LEBANON by 1 1st-01:28.
CLARKSVL led for 06:30. LEBANON led for 24:31. Game was tied for -7:-1.

Score tied - 1 time.
Lead changed - 3 times.

# Official Basketball Box Score -- Thru 2nd Period
## Clarksville vs Lebanon
3/16/22 5:45 PM at Murphy Center (Murfreesboro, TN)

### Clarksville 29 • 26-3

| ## | Player | | Total FG-FGA | 3-Ptr FG-FGA | FT-FTA | Rebounds Off | Def | Tot | PF | TP | A | TO | Blk | Stl | Min |
|---|---|---|---|---|---|---|---|---|---|---|---|---|---|---|---|
| 01 | Schreiber-Rivera, J. | * | 2-5 | 0-1 | 2-2 | 1 | 2 | 3 | 1 | 6 | 0 | 2 | 0 | 0 | 13 |
| 02 | Walls, Daferlin | | 0-0 | 0-0 | 0-0 | 0 | 1 | 1 | 0 | 0 | 0 | 0 | 0 | 0 | 4 |
| 03 | Wheat, JJ | * | 3-6 | 2-2 | 2-2 | 0 | 1 | 1 | 0 | 10 | 2 | 3 | 0 | 0 | 16 |
| 10 | Hines, Arnett | * | 3-5 | 1-1 | 1-1 | 2 | 3 | 5 | 3 | 8 | 0 | 1 | 0 | 1 | 13 |
| 11 | Berry, Jaheim | * | 2-7 | 1-4 | 0-0 | 1 | 2 | 3 | 1 | 5 | 0 | 2 | 0 | 0 | 16 |
| 12 | Howard, Kellen | | 0-0 | 0-0 | 0-0 | 0 | 0 | 0 | 0 | 0 | 0 | 1 | 0 | 0 | 3 |
| 21 | Carnell, Jamar | * | 0-0 | 0-0 | 0-0 | 0 | 1 | 1 | 1 | 0 | 1 | 0 | 0 | 0 | 12 |
| | Team | | | | | 0 | 2 | 2 | | | | | | | |
| | Totals | | 10-23 | 4-8 | 5-5 | 4 | 12 | 16 | 6 | 29 | 3 | 9 | 0 | 1 | - |

| | | | | | | | | |
|---|---|---|---|---|---|---|---|---|
| 1st - FG %: | 5-12 | 41.7% | 2nd: | 5-11 | 45.5% | Game: | 10-23 | 43.5% |
| 3FG %: | 2-5 | 40.0% | | 2-3 | 66.7% | | 4-8 | 50.0% |
| FT %: | 1-1 | 100.0% | | 4-4 | 100.0% | | 5-5 | 100.0% |

Deadball Rebounds
0

### Lebanon 35 • 29-6

| ## | Player | | Total FG-FGA | 3-Ptr FG-FGA | FT-FTA | Rebounds Off | Def | Tot | PF | TP | A | TO | Blk | Stl | Min |
|---|---|---|---|---|---|---|---|---|---|---|---|---|---|---|---|
| 01 | Alexander, Yarin | * | 7-9 | 1-3 | 0-2 | 1 | 0 | 1 | 2 | 15 | 0 | 0 | 0 | 1 | 13 |
| 03 | Dowell, Rolando | * | 2-2 | 0-0 | 2-2 | 0 | 1 | 1 | 0 | 6 | 0 | 0 | 0 | 0 | 13 |
| 04 | Abston, Jaylen | * | 2-2 | 0-0 | 0-0 | 0 | 2 | 2 | 1 | 4 | 1 | 1 | 0 | 1 | 15 |
| 05 | Hall, Jarred | * | 2-6 | 0-2 | 1-2 | 0 | 3 | 3 | 2 | 5 | 3 | 1 | 0 | 0 | 16 |
| 11 | Bowling, Wyatt | * | 0-4 | 0-3 | 0-0 | 0 | 1 | 1 | 1 | 0 | 3 | 0 | 0 | 2 | 11 |
| 20 | Njezic, Brice | | 1-2 | 1-2 | 2-2 | 0 | 1 | 1 | 0 | 5 | 0 | 0 | 0 | 0 | 8 |
| 32 | Donald, Aiden | | 0-0 | 0-0 | 0-0 | 0 | 0 | 0 | 0 | 0 | 0 | 0 | 0 | 0 | 1 |
| | Team | | | | | 0 | 1 | 1 | | | | | | | |
| | Totals | | 14-25 | 2-10 | 5-8 | 1 | 9 | 10 | 6 | 35 | 7 | 2 | 0 | 4 | - |

| | | | | | | | | |
|---|---|---|---|---|---|---|---|---|
| 1st - FG %: | 7-13 | 53.8% | 2nd: | 7-12 | 58.3% | Game: | 14-25 | 56.0% |
| 3FG %: | 0-4 | 0.0% | | 2-6 | 33.3% | | 2-10 | 20.0% |
| FT %: | 0-2 | 0.0% | | 5-6 | 83.3% | | 5-8 | 62.5% |

Deadball Rebounds
1

Officials:
Technical fouls: Clarksville-None. Lebanon-None.
Attendance:

| Score by periods | 1st | 2nd | 3rd | 4th | Total |
|---|---|---|---|---|---|
| Clarksville | 13 | 16 | 0 | 0 | 29 |
| Lebanon | 14 | 21 | 0 | 0 | 35 |

| Points | In Paint | Off T/O | 2nd Chance | Fast Break | Bench |
|---|---|---|---|---|---|
| CLARKS | 10 | 4 | 7 | 2 | 0 |
| LEBANO | 18 | 12 | 2 | 6 | 5 |

Last FG - CLARKSVL 2nd-02:37, LEBANON 2nd-00:52.
Largest lead - CLARKSVL by 5 2nd-05:48, LEBANON by 8 2nd-00:52.
CLARKSVL led for 08:25. LEBANON led for 21:42. Game was tied for -6:-7.

Score tied - 4 times.
Lead changed - 5 times.

# Official Basketball Box Score -- Thru 3rd Period
## Clarksville vs Lebanon
3/16/22 5:45 PM at Murphy Center (Murfreesboro, TN)

of Tennessee

## Clarksville 45 • 26-3

| ## | Player | | Total FG-FGA | 3-Ptr FG-FGA | FT-FTA | Rebounds Off | Def | Tot | PF | TP | A | TO | Blk | Stl | Min |
|---|---|---|---|---|---|---|---|---|---|---|---|---|---|---|---|
| 01 | Schreiber-Rivera, J. | * | 5-10 | 0-2 | 2-2 | 2 | 2 | 4 | 2 | 12 | 0 | 2 | 0 | 0 | 21 |
| 02 | Walls, Daferlin | | 0-0 | 0-0 | 0-0 | 0 | 2 | 2 | 0 | 0 | 0 | 0 | 0 | 0 | 8 |
| 03 | Wheat, JJ | * | 6-11 | 2-3 | 3-3 | 1 | 2 | 3 | 1 | 17 | 3 | 5 | 0 | 2 | 24 |
| 10 | Hines, Arnett | * | 3-6 | 1-1 | 1-1 | 2 | 3 | 5 | 4 | 8 | 0 | 1 | 1 | 1 | 17 |
| 11 | Berry, Jaheim | * | 3-10 | 2-6 | 0-0 | 1 | 3 | 4 | 1 | 8 | 1 | 2 | 0 | 0 | 24 |
| 12 | Howard, Kellen | | 0-0 | 0-0 | 0-0 | 0 | 0 | 0 | 1 | 0 | 1 | 1 | 0 | 0 | 7 |
| 21 | Carnell, Jamar | * | 0-0 | 0-0 | 0-0 | 0 | 2 | 2 | 2 | 0 | 1 | 0 | 0 | 0 | 17 |
| | Team | | | | | 0 | 2 | 2 | | | | | | | |
| | Totals | | 17-37 | 5-12 | 6-6 | 6 | 16 | 22 | 11 | 45 | 6 | 11 | 1 | 3 | - |

| | 1st | | 2nd | | 3rd | | Game | | Deadball Rebounds |
|---|---|---|---|---|---|---|---|---|---|
| FG %: | 5-12 | 41.7% | 5-11 | 45.5% | 7-14 | 50.0% | 17-37 | 45.9% | |
| 3FG %: | 2-5 | 40.0% | 2-3 | 66.7% | 1-4 | 25.0% | 5-12 | 41.7% | |
| FT %: | 1-1 | 100.0% | 4-4 | 100.0% | 1-1 | 100.0% | 6-6 | 100.0% | 0 |

## Lebanon 50 • 29-6

| ## | Player | | Total FG-FGA | 3-Ptr FG-FGA | FT-FTA | Rebounds Off | Def | Tot | PF | TP | A | TO | Blk | Stl | Min |
|---|---|---|---|---|---|---|---|---|---|---|---|---|---|---|---|
| 01 | Alexander, Yarin | * | 8-13 | 1-3 | 0-2 | 2 | 1 | 3 | 3 | 17 | 0 | 1 | 0 | 1 | 20 |
| 03 | Dowell, Rolando | * | 3-3 | 1-1 | 2-2 | 0 | 2 | 2 | 0 | 9 | 0 | 0 | 0 | 0 | 21 |
| 04 | Abston, Jaylen | * | 3-3 | 0-0 | 0-2 | 2 | 3 | 5 | 1 | 6 | 4 | 1 | 0 | 1 | 23 |
| 05 | Hall, Jarred | * | 5-12 | 0-2 | 3-5 | 4 | 5 | 9 | 3 | 13 | 3 | 3 | 0 | 0 | 23 |
| 11 | Bowling, Wyatt | * | 0-6 | 0-3 | 0-0 | 0 | 1 | 1 | 2 | 0 | 3 | 1 | 0 | 3 | 16 |
| 20 | Njezic, Brice | | 1-3 | 1-3 | 2-2 | 0 | 1 | 1 | 0 | 5 | 0 | 0 | 0 | 0 | 12 |
| 32 | Donald, Aiden | | 0-0 | 0-0 | 0-0 | 0 | 0 | 0 | 0 | 0 | 0 | 0 | 0 | 0 | 1 |
| | Team | | | | | 0 | 1 | 1 | | | | | | | |
| | Totals | | 20-40 | 3-12 | 7-13 | 8 | 14 | 22 | 9 | 50 | 10 | 6 | 0 | 5 | - |

| | 1st | | 2nd | | 3rd | | Game | | Deadball Rebounds |
|---|---|---|---|---|---|---|---|---|---|
| FG %: | 7-13 | 53.8% | 7-12 | 58.3% | 6-15 | 40.0% | 20-40 | 50.0% | |
| 3FG %: | 0-4 | 0.0% | 2-6 | 33.3% | 1-2 | 50.0% | 3-12 | 25.0% | |
| FT %: | 0-2 | 0.0% | 5-6 | 83.3% | 2-5 | 40.0% | 7-13 | 53.8% | 2 |

Officials:
Technical fouls: Clarksville-None. Lebanon-None.
Attendance:

| Score by periods | 1st | 2nd | 3rd | 4th | Total |
|---|---|---|---|---|---|
| Clarksville | 13 | 16 | 16 | 0 | 45 |
| Lebanon | 14 | 21 | 15 | 0 | 50 |

| Points | In Paint | Off T/O | 2nd Chance | Fast Break | Bench |
|---|---|---|---|---|---|
| CLARKS | 18 | 6 | 7 | 4 | 0 |
| LEBANO | 28 | 12 | 10 | 6 | 5 |

Last FG - CLARKSVL 3rd-00:50, LEBANON 3rd-01:09.
Largest lead - CLARKSVL by 5 2nd-05:48, LEBANON by 10 3rd-04:59.
CLARKSVL led for 08:25. LEBANON led for 21:42. Game was tied for -6:-7.

Score tied - 4 times.
Lead changed - 5 times.

# 2021 Class AAA State Boys' Basketball Tournament

## March 17 - March 20, 2021 · MTSU - Murphy Center

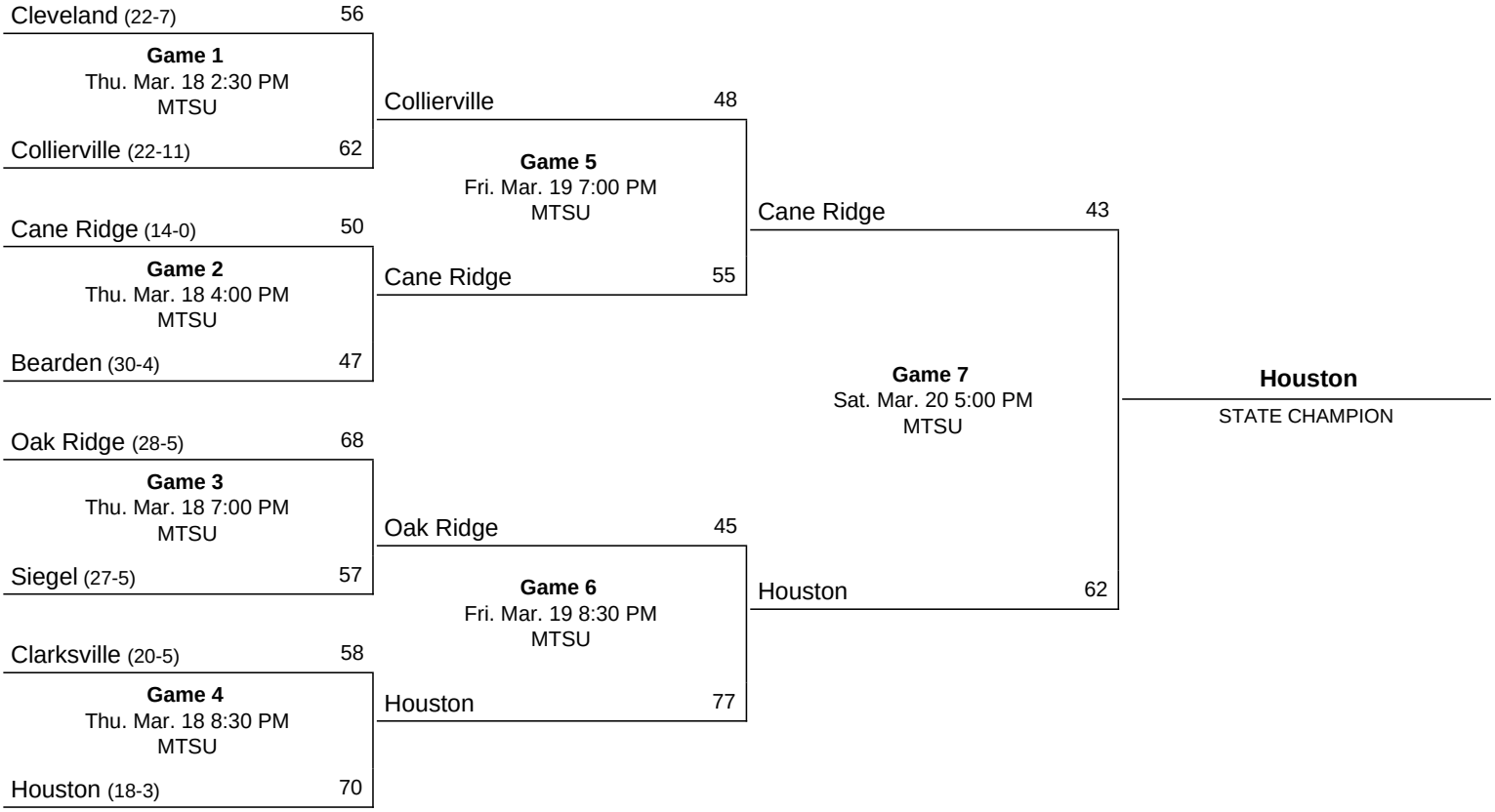

# Official Basketball Box Score -- Game Totals -- Final Statistics
## Houston vs Clarksville
## 3/18/21 8:30 PM at Murfreesboro, TN (Murphy Center)

### Houston 70 • 19-3

| ## | Player | | Total FG-FGA | 3-Ptr FG-FGA | FT-FTA | Rebounds Off | Def | Tot | PF | TP | A | TO | Blk | Stl | Min |
|---|---|---|---|---|---|---|---|---|---|---|---|---|---|---|---|
| 00 | Nowell, Ahmad | | 3-6 | 1-3 | 2-4 | 0 | 1 | 1 | 4 | 9 | 0 | 2 | 0 | 1 | 19 |
| 01 | Campbell, Jordan | | 0-0 | 0-0 | 0-0 | 0 | 0 | 0 | 1 | 0 | 0 | 1 | 0 | 0 | 0+ |
| 02 | McCranie, Jaiden | | 0-0 | 0-0 | 0-0 | 0 | 0 | 0 | 0 | 0 | 0 | 0 | 0 | 0 | 0+ |
| 03 | Franklin, Sam | | 0-0 | 0-0 | 0-0 | 0 | 1 | 1 | 0 | 0 | 0 | 0 | 0 | 0 | 0+ |
| 05 | Lawson, Jonathan | * | 9-17 | 2-4 | 5-10 | 1 | 5 | 6 | 1 | 25 | 3 | 2 | 0 | 2 | 31 |
| 10 | Vice, Brock | | 0-0 | 0-0 | 0-0 | 0 | 0 | 0 | 0 | 0 | 0 | 0 | 0 | 0 | 1 |
| 11 | Greene, Cal | | 2-3 | 2-2 | 0-0 | 1 | 2 | 3 | 1 | 6 | 0 | 1 | 0 | 0 | 12 |
| 13 | Miller, Mason | * | 3-7 | 0-2 | 1-2 | 3 | 6 | 9 | 1 | 7 | 3 | 2 | 3 | 0 | 31 |
| 14 | Miller, Mavrick | | 0-0 | 0-0 | 0-0 | 0 | 0 | 0 | 0 | 0 | 0 | 0 | 0 | 0 | 1 |
| 20 | Madlock, Antonio | * | 3-5 | 0-0 | 6-8 | 0 | 6 | 6 | 4 | 12 | 3 | 3 | 2 | 1 | 25 |
| 21 | Yates, Zander | * | 2-2 | 2-2 | 1-2 | 3 | 5 | 8 | 4 | 7 | 2 | 0 | 2 | 0 | 21 |
| 23 | Colbert, Jerrell | * | 0-1 | 0-0 | 4-6 | 2 | 5 | 7 | 3 | 4 | 0 | 3 | 3 | 1 | 19 |
| | Team | | | | | 0 | 1 | 1 | | | | 1 | | | |
| | Totals | | 22-41 | 7-13 | 19-32 | 10 | 32 | 42 | 19 | 70 | 11 | 15 | 10 | 5 | 160 |

| | 1st | | 2nd | | 3rd | | 4th | | Game | | Deadball Rebounds |
|---|---|---|---|---|---|---|---|---|---|---|---|
| FG %: | 7-14 | 50.0% | 4-9 | 44.4% | 6-9 | 66.7% | 5-9 | 55.6% | 22-41 | 53.7% | |
| 3FG %: | 3-5 | 60.0% | 1-4 | 25.0% | 3-3 | 100.0% | 0-1 | 0.0% | 7-13 | 53.8% | |
| FT %: | 4-6 | 66.7% | 2-5 | 40.0% | 5-10 | 50.0% | 8-11 | 72.7% | 19-32 | 59.4% | 5 |

### Clarksville 58 • 20-6

| ## | Player | | Total FG-FGA | 3-Ptr FG-FGA | FT-FTA | Rebounds Off | Def | Tot | PF | TP | A | TO | Blk | Stl | Min |
|---|---|---|---|---|---|---|---|---|---|---|---|---|---|---|---|
| 01 | McDonald, Jaheim | * | 2-6 | 1-3 | 2-4 | 2 | 1 | 3 | 5 | 7 | 5 | 2 | 0 | 1 | 31 |
| 02 | Martin, Javon | * | 3-9 | 3-6 | 1-2 | 1 | 6 | 7 | 3 | 10 | 1 | 1 | 0 | 1 | 31 |
| 03 | Wheat, JJ | * | 6-18 | 1-7 | 8-10 | 1 | 2 | 3 | 3 | 21 | 2 | 1 | 0 | 2 | 32 |
| 10 | Hines, Arnett | | 2-2 | 0-0 | 2-2 | 1 | 1 | 2 | 3 | 6 | 0 | 3 | 0 | 0 | 12 |
| 11 | Berry, Jahiem | | 0-2 | 0-1 | 2-2 | 0 | 2 | 2 | 0 | 2 | 1 | 0 | 0 | 0 | 10 |
| 12 | Schreiber-Rivera, J. | | 0-0 | 0-0 | 0-0 | 0 | 0 | 0 | 0 | 0 | 0 | 0 | 0 | 0 | 1 |
| 14 | Bagatini, Chris | | 0-0 | 0-0 | 0-0 | 0 | 0 | 0 | 0 | 0 | 0 | 0 | 0 | 0 | 0+ |
| 15 | Freeman, Charles | * | 4-13 | 1-7 | 3-4 | 1 | 3 | 4 | 4 | 12 | 1 | 0 | 0 | 1 | 24 |
| 20 | Nyonna, Nakar | | 0-0 | 0-0 | 0-0 | 0 | 0 | 0 | 0 | 0 | 0 | 0 | 0 | 0 | 1 |
| 23 | Booth, Wesley | * | 0-3 | 0-3 | 0-0 | 0 | 2 | 2 | 4 | 0 | 1 | 0 | 0 | 0 | 18 |
| | Team | | | | | 2 | 0 | 2 | | | | | | | |
| | Totals | | 17-53 | 6-27 | 18-24 | 8 | 17 | 25 | 22 | 58 | 11 | 7 | 0 | 5 | 160 |

| | 1st | | 2nd | | 3rd | | 4th | | Game | | Deadball Rebounds |
|---|---|---|---|---|---|---|---|---|---|---|---|
| FG %: | 6-14 | 42.9% | 3-12 | 25.0% | 3-12 | 25.0% | 5-15 | 33.3% | 17-53 | 32.1% | |
| 3FG %: | 3-5 | 60.0% | 1-6 | 16.7% | 1-6 | 16.7% | 1-10 | 10.0% | 6-27 | 22.2% | |
| FT %: | 3-4 | 75.0% | 4-6 | 66.7% | 8-10 | 80.0% | 3-4 | 75.0% | 18-24 | 75.0% | 2 |

Officials:
Technical fouls: Houston-None. Clarksville-None.
Attendance:

| Score by periods | 1st | 2nd | 3rd | 4th | Total |
|---|---|---|---|---|---|
| Houston | 21 | 11 | 20 | 18 | 70 |
| Clarksville | 18 | 11 | 15 | 14 | 58 |

| Points | In Paint | Off T/O | 2nd Chance | Fast Break | Bench |
|---|---|---|---|---|---|
| HOUSTO | 30 | 6 | 14 | 8 | 15 |
| CLARKS | 16 | 15 | 9 | 2 | 8 |

Last FG - HOUSTON 4th-01:12, CLARKSVL 4th-00:22.
Largest lead - HOUSTON by 16 4th-00:31, CLARKSVL by 4 1st-05:30.
HOUSTON led for 26:28. CLARKSVL led for 01:58. Game was tied for 03:34.

Score tied - 4 times.
Lead changed - 6 times.

# Houston vs Clarksville
## 3/18/21 8:30 PM at Murfreesboro, TN (Murphy Center)
## 1st PERIOD Play-by-Play (Page 1)

| HOME TEAM: Clarksville | Time | Score | Margin | VISITORS: Houston |
|---|---|---|---|---|
| | 07:45 | | | MISSED LAYUP by Colbert, Jerrell |
| | 07:45 | | | REBOUND (OFF) by Colbert, Jerrell |
| FOUL by Wheat, JJ (P1T1) | 07:45 | | | |
| REBOUND (DEF) by McDonald, Jaheim | 07:36 | | | MISSED JUMPER by Lawson, Jonathan |
| MISSED LAYUP by McDonald, Jaheim | 07:30 | | | REBOUND (DEF) by Madlock, Antonio |
| FOUL by Booth, Wesley (P1T2) | 07:25 | 0-1 | V 1 | GOOD! FT SHOT by Lawson, Jonathan |
| REBOUND (DEF) by Martin, Javon | 07:25 | | | MISSED FT SHOT by Lawson, Jonathan |
| MISSED 3 PTR by Booth, Wesley | 07:16 | | | REBOUND (DEF) by Madlock, Antonio |
| | 07:06 | 0-4 | V 4 | GOOD! 3 PTR by Lawson, Jonathan |
| | 07:06 | | | ASSIST by Yates, Zander |
| | 06:58 | | | SUB IN : Nowell, Ahmad |
| | 06:58 | | | SUB OUT: Yates, Zander |
| | 06:53 | | | FOUL by Madlock, Antonio (P1T1) |
| GOOD! 3 PTR by Martin, Javon | 06:30 | 3-4 | V 1 | |
| ASSIST by McDonald, Jaheim | 06:30 | | | |
| | 06:25 | | | TURNOVR by Colbert, Jerrell |
| GOOD! JUMPER by Wheat, JJ [PNT] | 05:51 | 5-4 | H 1 | |
| ASSIST by McDonald, Jaheim | 05:51 | | | |
| | 05:37 | | | TURNOVR by Nowell, Ahmad |
| STEAL by McDonald, Jaheim | 05:36 | | | |
| GOOD! 3 PTR by Martin, Javon | 05:30 | 8-4 | H 4 | |
| ASSIST by Wheat, JJ | 05:30 | | | |
| | 05:08 | 8-7 | H 1 | GOOD! 3 PTR by Nowell, Ahmad |
| | 05:08 | | | ASSIST by Lawson, Jonathan |
| MISSED FT SHOT by McDonald, Jaheim | 04:42 | | | FOUL by Colbert, Jerrell (P1T2) |
| REBOUND (OFF) by (DEADBALL) | 04:42 | | | |
| GOOD! FT SHOT by McDonald, Jaheim | 04:42 | 9-7 | H 2 | |
| | 04:36 | 9-10 | V 1 | GOOD! 3 PTR by Lawson, Jonathan |
| | 04:36 | | | ASSIST by Madlock, Antonio |
| MISSED JUMPER by Martin, Javon | 04:20 | | | BLOCK by Colbert, Jerrell |
| | 04:18 | | | REBOUND (DEF) by Colbert, Jerrell |
| FOUL by Booth, Wesley (P2T3) | 04:16 | 9-11 | V 2 | GOOD! FT SHOT by Madlock, Antonio |
| | 04:16 | 9-12 | V 3 | GOOD! FT SHOT by Madlock, Antonio |
| SUB IN : Hines, Arnett | 04:16 | | | |
| SUB OUT: Booth, Wesley | 04:16 | | | |
| TURNOVR by Hines, Arnett | 04:04 | | | |
| FOUL by Freeman, Charles (P1T4) | 03:59 | | | |
| | 03:53 | | | FOUL by Colbert, Jerrell (P2T3) |
| | 03:53 | | | TURNOVR by Colbert, Jerrell |
| | 03:53 | | | SUB IN : Yates, Zander |
| | 03:53 | | | SUB OUT: Colbert, Jerrell |
| MISSED 3 PTR by Wheat, JJ | 03:39 | | | REBOUND (DEF) by Yates, Zander |
| | 03:33 | 9-14 | V 5 | GOOD! DUNK by Miller, Mason [FB/PNT] |
| | 03:33 | | | ASSIST by Madlock, Antonio |
| GOOD! 3 PTR by Martin, Javon | 03:12 | 12-14 | V 2 | |
| ASSIST by McDonald, Jaheim | 03:12 | | | |
| | 02:59 | | | MISSED LAYUP by Madlock, Antonio |
| | 02:59 | | | REBOUND (OFF) by Yates, Zander |
| | 02:53 | 12-16 | V 4 | GOOD! LAYUP by Madlock, Antonio [PNT] |
| | 02:53 | | | ASSIST by Yates, Zander |
| TURNOVR by Hines, Arnett | 02:31 | | | |
| | 02:29 | | | STEAL by Lawson, Jonathan |
| | 02:28 | | | MISSED DUNK by Lawson, Jonathan |
| | 02:28 | | | REBOUND (OFF) by Miller, Mason |
| | 02:25 | | | MISSED 3 PTR by Miller, Mason |
| | 02:25 | | | REBOUND (OFF) by Yates, Zander |
| REBOUND (DEF) by Freeman, Charles | 02:14 | | | MISSED JUMPER by Miller, Mason |
| MISSED JUMPER by Martin, Javon | 02:04 | | | |
| REBOUND (OFF) by Martin, Javon | 02:04 | | | |
| MISSED LAYUP by McDonald, Jaheim | 01:58 | | | |

# Houston vs Clarksville
## 3/18/21 8:30 PM at Murfreesboro, TN (Murphy Center)
## 1st PERIOD Play-by-Play (Page 2)

| HOME TEAM: Clarksville | Time | Score | Margin | VISITORS: Houston |
|---|---|---|---|---|
| | 01:58 | | | BLOCK by Yates, Zander |
| REBOUND (OFF) by McDonald, Jaheim | 01:57 | | | |
| GOOD! FT SHOT by Wheat, JJ | 01:53 | 13-16 | V 3 | FOUL by Yates, Zander (P1T4) |
| GOOD! FT SHOT by Wheat, JJ | 01:53 | 14-16 | V 2 | |
| | 01:45 | | | MISSED 3 PTR by Nowell, Ahmad |
| | 01:45 | | | REBOUND (OFF) by Miller, Mason |
| | 01:34 | 14-18 | V 4 | GOOD! LAYUP by Lawson, Jonathan [PNT] |
| GOOD! LAYUP by Wheat, JJ [PNT] | 01:22 | 16-18 | V 2 | |
| FOUL by Freeman, Charles (P2T5) | 01:14 | | | MISSED FT SHOT by Madlock, Antonio |
| | 01:14 | | | REBOUND (OFF) by (DEADBALL) |
| | 01:14 | 16-19 | V 3 | GOOD! FT SHOT by Madlock, Antonio |
| SUB IN : Berry, Jahiem | 01:14 | | | |
| SUB OUT: Freeman, Charles | 01:14 | | | |
| | 01:07 | | | SUB IN : Greene, Cal |
| | 01:07 | | | SUB OUT: Yates, Zander |
| MISSED LAYUP by Wheat, JJ | 00:57 | | | BLOCK by Madlock, Antonio |
| REBOUND (OFF) by (TEAM) | 00:57 | | | |
| GOOD! LAYUP by Hines, Arnett [PNT] | 00:55 | 18-19 | V 1 | |
| ASSIST by McDonald, Jaheim | 00:55 | | | |
| | 00:45 | 18-21 | V 3 | GOOD! LAYUP by Nowell, Ahmad [PNT] |
| | 00:45 | | | ASSIST by Miller, Mason |
| MISSED JUMPER by Wheat, JJ | 00:03 | | | |
| | 00:02 | | | REBOUND (DEF) by Miller, Mason |

Houston 21, Clarksville 18

| 1st period-only | In Paint | Off T/O | 2nd Chance | Fast Break | Bench | |
|---|---|---|---|---|---|---|
| Houston | 8 | 0 | 4 | 2 | 5 | Score tied - 0 times. |
| Clarksville | 6 | 5 | 4 | 0 | 2 | Lead changed - 2 times. |

# Houston vs Clarksville
## 3/18/21 8:30 PM at Murfreesboro, TN (Murphy Center)
## 2nd PERIOD Play-by-Play (Page 1)

| HOME TEAM: Clarksville | Time | Score | Margin | VISITORS: Houston |
|---|---|---|---|---|
| SUB IN : Hines, Arnett | 08:00 | | | SUB IN : Nowell, Ahmad |
| SUB IN : Berry, Jahiem | 08:00 | | | SUB IN : Greene, Cal |
| SUB OUT: Booth, Wesley | 08:00 | | | SUB OUT: Yates, Zander |
| SUB OUT: Freeman, Charles | 08:00 | | | SUB OUT: Colbert, Jerrell |
| GOOD! JUMPER by Hines, Arnett | 07:47 | 20-21 | V 1 | |
| | 07:35 | | | MISSED JUMPER by Madlock, Antonio |
| REBOUND (DEF) by Wheat, JJ | 07:30 | | | |
| GOOD! FT SHOT by Wheat, JJ | 07:30 | 21-21 | T 1 | FOUL by Nowell, Ahmad (P1T5) |
| MISSED FT SHOT by Wheat, JJ | 07:30 | | | |
| | 07:28 | | | REBOUND (DEF) by Greene, Cal |
| | 07:03 | | | FOUL by Madlock, Antonio (P2T6) |
| | 07:03 | | | TURNOVR by Madlock, Antonio |
| MISSED LAYUP by Wheat, JJ | 06:49 | | | REBOUND (DEF) by Lawson, Jonathan |
| | 06:44 | | | MISSED 3 PTR by Nowell, Ahmad |
| | 06:44 | | | REBOUND (OFF) by Greene, Cal |
| REBOUND (DEF) by Martin, Javon | 06:38 | | | MISSED JUMPER by Greene, Cal |
| MISSED JUMPER by Berry, Jahiem | 06:31 | | | BLOCK by Miller, Mason |
| | 06:29 | | | REBOUND (DEF) by Miller, Mason |
| REBOUND (DEF) by Berry, Jahiem | 06:22 | | | MISSED 3 PTR by Lawson, Jonathan |
| GOOD! JUMPER by Wheat, JJ | 05:51 | 23-21 | H 2 | |
| | 05:32 | 23-23 | T 2 | GOOD! LAYUP by Lawson, Jonathan [PNT] |
| MISSED 3 PTR by McDonald, Jaheim | 05:24 | | | REBOUND (DEF) by Miller, Mason |
| | 05:20 | | | TURNOVR by Miller, Mason |
| | 05:20 | | | SUB IN : Colbert, Jerrell |
| | 05:20 | | | SUB IN : Yates, Zander |
| | 05:20 | | | SUB OUT: Madlock, Antonio |
| | 05:20 | | | SUB OUT: Greene, Cal |
| MISSED JUMPER by Wheat, JJ | 04:51 | | | REBOUND (DEF) by Miller, Mason |
| REBOUND (DEF) by Hines, Arnett | 04:43 | | | MISSED 3 PTR by Miller, Mason |
| MISSED 3 PTR by Berry, Jahiem | 04:25 | | | REBOUND (DEF) by Colbert, Jerrell |
| FOUL by Hines, Arnett (P1T6) | 04:12 | 23-24 | V 1 | GOOD! FT SHOT by Miller, Mason |
| | 04:12 | | | MISSED FT SHOT by Miller, Mason |
| | 04:12 | | | REBOUND (OFF) by (DEADBALL) |
| | 04:12 | | | TURNOVR by (TEAM) |
| TURNOVR by Hines, Arnett | 04:01 | | | STEAL by Lawson, Jonathan |
| FOUL by Hines, Arnett (P2T7) | 04:01 | | | |
| TIMEOUT 30sec | 04:01 | | | |
| REBOUND (DEF) by Berry, Jahiem | 04:01 | | | MISSED FT SHOT by Lawson, Jonathan |
| MISSED 3 PTR by Wheat, JJ | 03:41 | | | |
| REBOUND (OFF) by McDonald, Jaheim | 03:41 | | | |
| MISSED 3 PTR by Martin, Javon | 03:36 | | | REBOUND (DEF) by Miller, Mason |
| | 03:24 | | | TURNOVR by Lawson, Jonathan |
| GOOD! FT SHOT by Berry, Jahiem | 02:58 | 24-24 | T 3 | FOUL by Colbert, Jerrell (P3T7) |
| GOOD! FT SHOT by Berry, Jahiem | 02:58 | 25-24 | H 1 | |
| | 02:58 | | | SUB IN : Madlock, Antonio |
| | 02:58 | | | SUB OUT: Colbert, Jerrell |
| | 02:34 | 25-26 | V 1 | GOOD! LAYUP by Nowell, Ahmad [PNT] |
| GOOD! FT SHOT by Wheat, JJ | 02:25 | 26-26 | T 4 | FOUL by Nowell, Ahmad (P2T8) |
| MISSED FT SHOT by Wheat, JJ | 02:25 | | | REBOUND (DEF) by Yates, Zander |
| FOUL by Hines, Arnett (P3T8) | 02:25 | 26-27 | V 1 | GOOD! FT SHOT by Yates, Zander |
| | 02:25 | | | MISSED FT SHOT by Yates, Zander |
| | 02:25 | | | REBOUND (OFF) by Yates, Zander |
| | 02:25 | | | SUB IN : Greene, Cal |
| | 02:25 | | | SUB OUT: Nowell, Ahmad |
| | 02:14 | 26-30 | V 4 | GOOD! 3 PTR by Greene, Cal |
| | 02:14 | | | ASSIST by Madlock, Antonio |
| SUB IN : Freeman, Charles | 01:45 | | | |
| SUB OUT: Hines, Arnett | 01:45 | | | |
| MISSED LAYUP by Martin, Javon | 01:32 | | | BLOCK by Yates, Zander |
| REBOUND (OFF) by (TEAM) | 01:32 | | | |

# Houston vs Clarksville
## 3/18/21 8:30 PM at Murfreesboro, TN (Murphy Center)
## 2nd PERIOD Play-by-Play (Page 2)

| HOME TEAM: Clarksville | Time | Score | Margin | VISITORS: Houston |
|---|---|---|---|---|
| GOOD! 3 PTR by Freeman, Charles | 01:18 | 29-30 | V 1 | |
| ASSIST by Berry, Jahiem | 01:18 | | | |
| | 01:04 | 29-32 | V 3 | GOOD! LAYUP by Miller, Mason [PNT] |
| MISSED 3 PTR by Freeman, Charles | 00:01 | | | REBOUND (DEF) by Greene, Cal |

Houston 32, Clarksville 29

| 2nd period-only | In Paint | Off T/O | 2nd Chance | Fast Break | Bench | |
|---|---|---|---|---|---|---|
| Houston | 6 | 0 | 3 | 0 | 5 | Score tied - 4 times. |
| Clarksville | 0 | 2 | 3 | 0 | 4 | Lead changed - 4 times. |

# Houston vs Clarksville
## 3/18/21 8:30 PM at Murfreesboro, TN (Murphy Center)
## 3rd PERIOD Play-by-Play (Page 1)

| HOME TEAM: Clarksville | Time | Score | Margin | VISITORS: Houston |
|---|---|---|---|---|
| MISSED 3 PTR by Freeman, Charles | 07:34 | | | REBOUND (DEF) by Yates, Zander |
| FOUL by Martin, Javon (P1T1) | 07:18 | | | |
| | 07:13 | 29-34 | V 5 | GOOD! JUMPER by Lawson, Jonathan [PNT] |
| MISSED 3 PTR by Wheat, JJ | 06:46 | | | REBOUND (DEF) by Madlock, Antonio |
| FOUL by McDonald, Jaheim (P1T2) | 06:40 | | | |
| | 06:38 | | | TURNOVR by Madlock, Antonio |
| GOOD! FT SHOT by McDonald, Jaheim | 06:21 | 30-34 | V 4 | FOUL by Madlock, Antonio (P3T1) |
| MISSED FT SHOT by McDonald, Jaheim | 06:21 | | | REBOUND (DEF) by Madlock, Antonio |
| REBOUND (DEF) by Wheat, JJ | 06:16 | | | MISSED LAYUP by Lawson, Jonathan |
| | 06:09 | | | FOUL by Miller, Mason (P1T2) |
| MISSED LAYUP by Freeman, Charles | 05:57 | | | BLOCK by Colbert, Jerrell |
| | 05:56 | | | REBOUND (DEF) by Colbert, Jerrell |
| FOUL by McDonald, Jaheim (P2T3) | 05:50 | 30-35 | V 5 | GOOD! FT SHOT by Madlock, Antonio |
| REBOUND (DEF) by Martin, Javon | 05:50 | | | MISSED FT SHOT by Madlock, Antonio |
| GOOD! JUMPER by McDonald, Jaheim [PNT] | 05:38 | 32-35 | V 3 | |
| TIMEOUT TEAM | 05:37 | | | |
| | 05:22 | 32-38 | V 6 | GOOD! 3 PTR by Yates, Zander |
| | 05:22 | | | ASSIST by Lawson, Jonathan |
| TURNOVR by Martin, Javon | 05:00 | | | STEAL by Colbert, Jerrell |
| | 04:40 | 32-41 | V 9 | GOOD! 3 PTR by Yates, Zander |
| | 04:40 | | | ASSIST by Miller, Mason |
| GOOD! JUMPER by Freeman, Charles [PNT] | 04:15 | 34-41 | V 7 | |
| ASSIST by McDonald, Jaheim | 04:15 | | | |
| | 04:05 | 34-43 | V 9 | GOOD! LAYUP by Madlock, Antonio [PNT] |
| MISSED 3 PTR by Booth, Wesley | 03:55 | | | REBOUND (DEF) by Yates, Zander |
| | 03:46 | | | TURNOVR by Madlock, Antonio |
| GOOD! FT SHOT by Freeman, Charles | 03:30 | 35-43 | V 8 | FOUL by Yates, Zander (P2T3) |
| GOOD! FT SHOT by Freeman, Charles | 03:30 | 36-43 | V 7 | |
| | 03:20 | | | SUB IN : Nowell, Ahmad |
| | 03:20 | | | SUB OUT: Colbert, Jerrell |
| FOUL by McDonald, Jaheim (P3T4) | 03:13 | 36-44 | V 8 | GOOD! FT SHOT by Lawson, Jonathan |
| | 03:13 | 36-45 | V 9 | GOOD! FT SHOT by Lawson, Jonathan |
| | 03:03 | | | FOUL by Madlock, Antonio (P4T4) |
| | 03:03 | | | SUB IN : Greene, Cal |
| | 03:03 | | | SUB OUT: Madlock, Antonio |
| | 03:01 | | | FOUL by Lawson, Jonathan (P1T5) |
| TURNOVR by McDonald, Jaheim | 02:59 | | | |
| | 02:58 | | | STEAL by Nowell, Ahmad |
| FOUL by Wheat, JJ (P2T5) | 02:56 | 36-46 | V 10 | GOOD! FT SHOT by Nowell, Ahmad |
| | 02:55 | | | MISSED FT SHOT by Nowell, Ahmad |
| | 02:55 | | | REBOUND (OFF) by (DEADBALL) |
| GOOD! 3 PTR by Wheat, JJ | 02:48 | 39-46 | V 7 | |
| | 02:25 | | | TURNOVR by Nowell, Ahmad |
| STEAL by Martin, Javon | 02:24 | | | |
| MISSED FT SHOT by Martin, Javon | 02:20 | | | FOUL by Yates, Zander (P3T6) |
| REBOUND (OFF) by (DEADBALL) | 02:20 | | | |
| GOOD! FT SHOT by Martin, Javon | 02:20 | 40-46 | V 6 | |
| FOUL by Wheat, JJ (P3T6) | 02:12 | | | |
| | 02:07 | | | MISSED JUMPER by Lawson, Jonathan |
| | 02:07 | | | REBOUND (OFF) by Lawson, Jonathan |
| | 02:05 | 40-48 | V 8 | GOOD! JUMPER by Lawson, Jonathan [PNT] |
| MISSED JUMPER by Freeman, Charles | 01:53 | | | REBOUND (DEF) by Lawson, Jonathan |
| REBOUND (DEF) by Freeman, Charles | 01:45 | | | MISSED DUNK by Miller, Mason |
| TURNOVR by McDonald, Jaheim | 01:36 | | | |
| | 01:20 | | | TURNOVR by Miller, Mason |
| STEAL by Wheat, JJ | 01:18 | | | |
| GOOD! FT SHOT by Wheat, JJ | 01:17 | 41-48 | V 7 | FOUL by Nowell, Ahmad (P3T7) |
| GOOD! FT SHOT by Wheat, JJ | 01:17 | 42-48 | V 6 | |
| FOUL by Martin, Javon (P2T7) | 01:08 | | | MISSED FT SHOT by Lawson, Jonathan |
| | 01:08 | | | REBOUND (OFF) by (DEADBALL) |

# Houston vs Clarksville
## 3/18/21 8:30 PM at Murfreesboro, TN (Murphy Center)
## 3rd PERIOD Play-by-Play (Page 2)

| HOME TEAM: Clarksville | Time | Score | Margin | VISITORS: Houston |
|---|---|---|---|---|
| REBOUND (DEF) by Martin, Javon | 01:08 | | | MISSED FT SHOT by Lawson, Jonathan |
| SUB IN : Hines, Arnett | 01:08 | | | |
| SUB OUT: Booth, Wesley | 01:08 | | | |
| MISSED JUMPER by Wheat, JJ | 01:00 | | | |
| REBOUND (OFF) by Freeman, Charles | 01:00 | | | |
| MISSED 3 PTR by Freeman, Charles | 00:40 | | | |
| REBOUND (OFF) by Hines, Arnett | 00:40 | | | |
| MISSED 3 PTR by Freeman, Charles | 00:33 | | | REBOUND (DEF) by Nowell, Ahmad |
| | 00:29 | | | REBOUND (OFF) by Miller, Mason |
| FOUL by Freeman, Charles (P3T8) | 00:29 | 42-49 | V 7 | GOOD! FT SHOT by Nowell, Ahmad |
| | 00:29 | | | MISSED FT SHOT by Nowell, Ahmad |
| | 00:29 | | | SUB IN : Colbert, Jerrell |
| | 00:29 | | | SUB OUT: Yates, Zander |
| | 00:26 | 42-52 | V 10 | GOOD! 3 PTR by Greene, Cal |
| | 00:26 | | | ASSIST by Miller, Mason |
| MISSED LAYUP by Wheat, JJ | 00:10 | | | BLOCK by Madlock, Antonio |
| REBOUND (OFF) by Wheat, JJ | 00:08 | | | |
| GOOD! FT SHOT by Hines, Arnett | 00:01 | 43-52 | V 9 | FOUL by Nowell, Ahmad (P4T8) |
| GOOD! FT SHOT by Hines, Arnett | 00:01 | 44-52 | V 8 | |

Houston 52, Clarksville 44

| 3rd period-only | In Paint | Off T/O | 2nd Chance | Fast Break | Bench | |
|---|---|---|---|---|---|---|
| Houston | 6 | 4 | 6 | 0 | 5 | Score tied - 0 times. |
| Clarksville | 4 | 6 | 2 | 0 | 2 | Lead changed - 0 times. |

# Houston vs Clarksville
## 3/18/21 8:30 PM at Murfreesboro, TN (Murphy Center)
## 4th PERIOD Play-by-Play (Page 1)

| HOME TEAM: Clarksville | Time | Score | Margin | VISITORS: Houston |
|---|---|---|---|---|
| | 08:00 | | | SUB IN : Nowell, Ahmad |
| | 08:00 | | | SUB IN : Greene, Cal |
| | 08:00 | | | SUB OUT: Madlock, Antonio |
| | 08:00 | | | SUB OUT: Yates, Zander |
| MISSED LAYUP by Freeman, Charles | 07:51 | | | BLOCK by Miller, Mason |
| | 07:48 | | | REBOUND (DEF) by Lawson, Jonathan |
| | 07:43 | | | FOUL by Greene, Cal (P1T9) |
| | 07:43 | | | TURNOVR by Greene, Cal |
| MISSED 3 PTR by Wheat, JJ | 07:31 | | | REBOUND (DEF) by Miller, Mason |
| | 07:13 | 44-54 | V 10 | GOOD! JUMPER by Lawson, Jonathan [PNT] |
| MISSED 3 PTR by Martin, Javon | 07:00 | | | REBOUND (DEF) by (TEAM) |
| REBOUND (DEF) by Martin, Javon | 06:45 | | | MISSED 3 PTR by Lawson, Jonathan |
| GOOD! JUMPER by Freeman, Charles [FB] | 06:37 | 46-54 | V 8 | |
| ASSIST by Martin, Javon | 06:37 | | | |
| | 06:08 | 46-56 | V 10 | GOOD! JUMPER by Lawson, Jonathan [PNT] |
| GOOD! 3 PTR by McDonald, Jaheim | 06:00 | 49-56 | V 7 | |
| ASSIST by Wheat, JJ | 06:00 | | | |
| REBOUND (DEF) by Booth, Wesley | 05:43 | | | MISSED JUMPER by Nowell, Ahmad |
| GOOD! LAYUP by Freeman, Charles [PNT] | 05:24 | 51-56 | V 5 | |
| ASSIST by Booth, Wesley | 05:24 | | | |
| | 05:12 | | | TIMEOUT TEAM |
| | 05:12 | | | SUB IN : Madlock, Antonio |
| | 05:12 | | | SUB OUT: Nowell, Ahmad |
| | 05:06 | | | MISSED JUMPER by Lawson, Jonathan |
| | 05:06 | | | REBOUND (OFF) by Colbert, Jerrell |
| FOUL by Martin, Javon (P3T9) | 05:05 | 51-57 | V 6 | GOOD! FT SHOT by Colbert, Jerrell |
| REBOUND (DEF) by Booth, Wesley | 05:05 | | | MISSED FT SHOT by Colbert, Jerrell |
| | 05:05 | | | SUB IN : Yates, Zander |
| | 05:05 | | | SUB OUT: Greene, Cal |
| GOOD! FT SHOT by Freeman, Charles | 04:48 | 52-57 | V 5 | FOUL by Yates, Zander (P4T10) |
| MISSED FT SHOT by Freeman, Charles | 04:48 | | | REBOUND (DEF) by Madlock, Antonio |
| FOUL by Freeman, Charles (P4T10) | 04:25 | | | MISSED FT SHOT by Colbert, Jerrell |
| | 04:25 | | | REBOUND (OFF) by (DEADBALL) |
| | 04:25 | 52-58 | V 6 | GOOD! FT SHOT by Colbert, Jerrell |
| MISSED 3 PTR by McDonald, Jaheim | 04:09 | | | REBOUND (DEF) by Colbert, Jerrell |
| FOUL by McDonald, Jaheim (P4T11) | 03:47 | 52-59 | V 7 | GOOD! FT SHOT by Colbert, Jerrell |
| | 03:47 | 52-60 | V 8 | GOOD! FT SHOT by Colbert, Jerrell |
| GOOD! LAYUP by Wheat, JJ [PNT] | 03:14 | 54-60 | V 6 | |
| ASSIST by Freeman, Charles | 03:14 | | | |
| REBOUND (DEF) by Martin, Javon | 02:59 | | | MISSED JUMPER by Lawson, Jonathan |
| MISSED 3 PTR by Wheat, JJ | 02:54 | | | REBOUND (DEF) by Yates, Zander |
| | 02:47 | 54-62 | V 8 | GOOD! LAYUP by Lawson, Jonathan [FB/PN |
| FOUL by Booth, Wesley (P3T12) | 02:47 | | | MISSED FT SHOT by Lawson, Jonathan |
| REBOUND (DEF) by Freeman, Charles | 02:47 | | | |
| MISSED 3 PTR by Freeman, Charles | 02:39 | | | REBOUND (DEF) by Lawson, Jonathan |
| | 02:29 | | | TIMEOUT TEAM |
| FOUL by McDonald, Jaheim (P5T13) | 02:17 | 54-63 | V 9 | GOOD! FT SHOT by Lawson, Jonathan |
| | 02:17 | 54-64 | V 10 | GOOD! FT SHOT by Lawson, Jonathan |
| SUB IN : Hines, Arnett | 02:17 | | | |
| SUB OUT: McDonald, Jaheim | 02:17 | | | |
| TIMEOUT 30sec | 02:07 | | | |
| SUB IN : McDonald, Jaheim | 02:07 | | | |
| SUB OUT: Hines, Arnett | 02:07 | | | |
| MISSED 3 PTR by Booth, Wesley | 01:54 | | | BLOCK by Miller, Mason |
| | 01:52 | | | REBOUND (DEF) by Franklin, Sam |
| | 01:40 | | | TURNOVR by Lawson, Jonathan |
| MISSED 3 PTR by Freeman, Charles | 01:32 | | | REBOUND (DEF) by Lawson, Jonathan |
| | 01:23 | 54-66 | V 12 | GOOD! LAYUP by Miller, Mason [FB/PNT] |
| | 01:23 | | | ASSIST by Lawson, Jonathan |
| TURNOVR by Wheat, JJ | 01:15 | | | |

# Houston vs Clarksville
## 3/18/21 8:30 PM at Murfreesboro, TN (Murphy Center)
## 4th PERIOD Play-by-Play (Page 2)

| HOME TEAM: Clarksville | Time | Score | Margin | VISITORS: Houston |
|---|---|---|---|---|
| | 01:13 | | | STEAL by Madlock, Antonio |
| | 01:12 | 54-68 | V 14 | GOOD! LAYUP by Madlock, Antonio [FB/PNT |
| | 01:11 | | | TIMEOUT TEAM |
| SUB IN : Hines, Arnett | 01:11 | | | |
| SUB OUT: McDonald, Jaheim | 01:11 | | | |
| MISSED 3 PTR by Wheat, JJ | 00:47 | | | REBOUND (DEF) by Colbert, Jerrell |
| | 00:42 | | | TURNOVR by Colbert, Jerrell |
| STEAL by Freeman, Charles | 00:41 | | | |
| MISSED 3 PTR by Martin, Javon | 00:35 | | | BLOCK by Colbert, Jerrell |
| | 00:33 | | | REBOUND (DEF) by Madlock, Antonio |
| FOUL by Booth, Wesley (P4T14) | 00:31 | 54-69 | V 15 | GOOD! FT SHOT by Madlock, Antonio |
| | 00:31 | 54-70 | V 16 | GOOD! FT SHOT by Madlock, Antonio |
| SUB IN : Schreiber-Rivera, J. | 00:31 | | | SUB IN : Miller, Mavrick |
| SUB IN : Nyonna, Nakar | 00:31 | | | SUB IN : Vice, Brock |
| SUB IN : Berry, Jahiem | 00:31 | | | SUB OUT: Miller, Mason |
| SUB OUT: Booth, Wesley | 00:31 | | | SUB OUT: Lawson, Jonathan |
| SUB OUT: Freeman, Charles | 00:31 | | | |
| SUB OUT: Martin, Javon | 00:31 | | | |
| GOOD! LAYUP by Wheat, JJ [PNT] | 00:22 | 56-70 | V 14 | |
| | 00:13 | | | TURNOVR by Campbell, Jordan |
| STEAL by Wheat, JJ | 00:12 | | | |
| GOOD! FT SHOT by Wheat, JJ | 00:12 | 57-70 | V 13 | FOUL by Campbell, Jordan (P1T11) |
| GOOD! FT SHOT by Wheat, JJ | 00:12 | 58-70 | V 12 | |
| SUB IN : Bagatini, Chris | 00:12 | | | SUB IN : McCranie, Jaiden |
| SUB OUT: Wheat, JJ | 00:12 | | | SUB IN : Franklin, Sam |
| | 00:12 | | | SUB OUT: Yates, Zander |
| | 00:12 | | | SUB OUT: Colbert, Jerrell |

Houston 70, Clarksville 58

| 4th period-only | In Paint | Off T/O | 2nd Chance | Fast Break | Bench | |
|---|---|---|---|---|---|---|
| Houston | 10 | 2 | 1 | 6 | 0 | Score tied - 0 times. |
| Clarksville | 6 | 2 | 0 | 2 | 0 | Lead changed - 0 times. |

Official Basketball Box Score -- Thru 1st Period
Houston vs Clarksville
3/18/21 8:30 PM at Murfreesboro, TN (Murphy Center)

## Houston 21 • 19-3

| ## | Player | | Total FG-FGA | 3-Ptr FG-FGA | FT-FTA | Rebounds Off | Def | Tot | PF | TP | A | TO | Blk | Stl | Min |
|---|---|---|---|---|---|---|---|---|---|---|---|---|---|---|---|
| 00 | Nowell, Ahmad | | 2-3 | 1-2 | 0-0 | 0 | 0 | 0 | 0 | 5 | 0 | 1 | 0 | 0 | 6 |
| 05 | Lawson, Jonathan | * | 3-5 | 2-2 | 1-2 | 0 | 0 | 0 | 0 | 9 | 1 | 0 | 0 | 1 | 8 |
| 11 | Greene, Cal | | 0-0 | 0-0 | 0-0 | 0 | 0 | 0 | 0 | 0 | 0 | 0 | 0 | 0 | 1 |
| 13 | Miller, Mason | * | 1-3 | 0-1 | 0-0 | 2 | 1 | 3 | 0 | 2 | 1 | 0 | 0 | 0 | 8 |
| 20 | Madlock, Antonio | * | 1-2 | 0-0 | 3-4 | 0 | 2 | 2 | 1 | 5 | 2 | 0 | 1 | 0 | 8 |
| 21 | Yates, Zander | * | 0-0 | 0-0 | 0-0 | 2 | 1 | 3 | 1 | 0 | 2 | 0 | 1 | 0 | 3 |
| 23 | Colbert, Jerrell | * | 0-1 | 0-0 | 0-0 | 1 | 1 | 2 | 2 | 0 | 0 | 2 | 1 | 0 | 4 |
| | Team | | | | | 0 | 0 | 0 | | | | | | | |
| | Totals | | 7-14 | 3-5 | 4-6 | 5 | 5 | 10 | 4 | 21 | 6 | 3 | 3 | 1 | - |

| | | | | | |
|---|---|---|---|---|---|
| 1st - FG %: | 7-14 | 50.0% | Game: | 7-14 | 50.0% |
| 3FG %: | 3-5 | 60.0% | | 3-5 | 60.0% |
| FT %: | 4-6 | 66.7% | | 4-6 | 66.7% |

Deadball Rebounds
1

## Clarksville 18 • 20-6

| ## | Player | | Total FG-FGA | 3-Ptr FG-FGA | FT-FTA | Rebounds Off | Def | Tot | PF | TP | A | TO | Blk | Stl | Min |
|---|---|---|---|---|---|---|---|---|---|---|---|---|---|---|---|
| 01 | McDonald, Jaheim | * | 0-2 | 0-0 | 1-2 | 1 | 1 | 2 | 0 | 1 | 4 | 0 | 0 | 1 | 8 |
| 02 | Martin, Javon | * | 3-5 | 3-3 | 0-0 | 1 | 1 | 2 | 0 | 9 | 0 | 0 | 0 | 0 | 8 |
| 03 | Wheat, JJ | * | 2-5 | 0-1 | 2-2 | 0 | 0 | 0 | 1 | 6 | 1 | 0 | 0 | 0 | 8 |
| 10 | Hines, Arnett | | 1-1 | 0-0 | 0-0 | 0 | 0 | 0 | 0 | 2 | 0 | 2 | 0 | 0 | 4 |
| 11 | Berry, Jahiem | | 0-0 | 0-0 | 0-0 | 0 | 0 | 0 | 0 | 0 | 0 | 0 | 0 | 0 | 1 |
| 15 | Freeman, Charles | * | 0-0 | 0-0 | 0-0 | 0 | 1 | 1 | 2 | 0 | 0 | 0 | 0 | 0 | 6 |
| 23 | Booth, Wesley | * | 0-1 | 0-1 | 0-0 | 0 | 0 | 0 | 2 | 0 | 0 | 0 | 0 | 0 | 3 |
| | Team | | | | | 1 | 0 | 1 | | | | | | | |
| | Totals | | 6-14 | 3-5 | 3-4 | 3 | 3 | 6 | 5 | 18 | 5 | 2 | 0 | 1 | - |

| | | | | | |
|---|---|---|---|---|---|
| 1st - FG %: | 6-14 | 42.9% | Game: | 6-14 | 42.9% |
| 3FG %: | 3-5 | 60.0% | | 3-5 | 60.0% |
| FT %: | 3-4 | 75.0% | | 3-4 | 75.0% |

Deadball Rebounds
1

Officials:
Technical fouls: Houston-None. Clarksville-None.
Attendance:

| Score by periods | 1st | 2nd | 3rd | 4th | Total |
|---|---|---|---|---|---|
| Houston | 21 | 0 | 0 | 0 | 21 |
| Clarksville | 18 | 0 | 0 | 0 | 18 |

| Points | In Paint | Off T/O | 2nd Chance | Fast Break | Bench |
|---|---|---|---|---|---|
| HOUSTO | 8 | 0 | 4 | 2 | 5 |
| CLARKS | 6 | 5 | 4 | 0 | 2 |

Last FG - HOUSTON 1st-00:45, CLARKSVL 1st-00:55.
Largest lead - HOUSTON by 5 1st-03:33, CLARKSVL by 4 1st-05:30.
HOUSTON led for 30:10. CLARKSVL led for 01:15. Game was tied for -7:-25.

Score tied - 0 times.
Lead changed - 2 times.

Official Basketball Box Score -- Thru 2nd Period
Houston vs Clarksville
3/18/21 8:30 PM at Murfreesboro, TN (Murphy Center)

## Houston 32 • 19-3

| ## | Player | | Total FG-FGA | 3-Ptr FG-FGA | FT-FTA | Rebounds Off | Def | Tot | PF | TP | A | TO | Blk | Stl | Min |
|---|---|---|---|---|---|---|---|---|---|---|---|---|---|---|---|
| 00 | Nowell, Ahmad | | 3-5 | 1-3 | 0-0 | 0 | 0 | 0 | 2 | 7 | 0 | 1 | 0 | 0 | 12 |
| 05 | Lawson, Jonathan | * | 4-7 | 2-3 | 1-3 | 0 | 1 | 1 | 0 | 11 | 1 | 1 | 0 | 2 | 16 |
| 11 | Greene, Cal | | 1-2 | 1-1 | 0-0 | 1 | 2 | 3 | 0 | 3 | 0 | 0 | 0 | 0 | 6 |
| 13 | Miller, Mason | * | 2-5 | 0-2 | 1-2 | 2 | 5 | 7 | 0 | 5 | 1 | 1 | 1 | 0 | 16 |
| 20 | Madlock, Antonio | * | 1-3 | 0-0 | 3-4 | 0 | 2 | 2 | 2 | 5 | 3 | 1 | 1 | 0 | 13 |
| 21 | Yates, Zander | * | 0-0 | 0-0 | 1-2 | 3 | 2 | 5 | 1 | 1 | 2 | 0 | 2 | 0 | 9 |
| 23 | Colbert, Jerrell | * | 0-1 | 0-0 | 0-0 | 1 | 2 | 3 | 3 | 0 | 0 | 2 | 1 | 0 | 6 |
| | Team | | | | | 0 | 0 | 0 | | | | 1 | | | |
| | Totals | | 11-23 | 4-9 | 6-11 | 7 | 14 | 21 | 8 | 32 | 7 | 7 | 5 | 2 | - |

| | | | | | | | | |
|---|---|---|---|---|---|---|---|---|
| 1st - FG %: | 7-14 | 50.0% | 2nd: | 4-9 | 44.4% | Game: 11-23 | 47.8% | Deadball Rebounds |
| 3FG %: | 3-5 | 60.0% | | 1-4 | 25.0% | 4-9 | 44.4% | |
| FT %: | 4-6 | 66.7% | | 2-5 | 40.0% | 6-11 | 54.5% | 2 |

## Clarksville 29 • 20-6

| ## | Player | | Total FG-FGA | 3-Ptr FG-FGA | FT-FTA | Rebounds Off | Def | Tot | PF | TP | A | TO | Blk | Stl | Min |
|---|---|---|---|---|---|---|---|---|---|---|---|---|---|---|---|
| 01 | McDonald, Jaheim | * | 0-3 | 0-1 | 1-2 | 2 | 1 | 3 | 0 | 1 | 4 | 0 | 0 | 1 | 16 |
| 02 | Martin, Javon | * | 3-7 | 3-4 | 0-0 | 1 | 2 | 3 | 0 | 9 | 0 | 0 | 0 | 0 | 16 |
| 03 | Wheat, JJ | * | 3-9 | 0-2 | 4-6 | 0 | 1 | 1 | 1 | 10 | 1 | 0 | 0 | 0 | 16 |
| 10 | Hines, Arnett | | 2-2 | 0-0 | 0-0 | 0 | 1 | 1 | 3 | 4 | 0 | 3 | 0 | 0 | 10 |
| 11 | Berry, Jahiem | | 0-2 | 0-1 | 2-2 | 0 | 2 | 2 | 0 | 2 | 1 | 0 | 0 | 0 | 9 |
| 15 | Freeman, Charles | * | 1-2 | 1-2 | 0-0 | 0 | 1 | 1 | 2 | 3 | 0 | 0 | 0 | 0 | 8 |
| 23 | Booth, Wesley | * | 0-1 | 0-1 | 0-0 | 0 | 0 | 0 | 2 | 0 | 0 | 0 | 0 | 0 | 3 |
| | Team | | | | | 2 | 0 | 2 | | | | | | | |
| | Totals | | 9-26 | 4-11 | 7-10 | 5 | 8 | 13 | 8 | 29 | 6 | 3 | 0 | 1 | - |

| | | | | | | | | |
|---|---|---|---|---|---|---|---|---|
| 1st - FG %: | 6-14 | 42.9% | 2nd: | 3-12 | 25.0% | Game: 9-26 | 34.6% | Deadball Rebounds |
| 3FG %: | 3-5 | 60.0% | | 1-6 | 16.7% | 4-11 | 36.4% | |
| FT %: | 3-4 | 75.0% | | 4-6 | 66.7% | 7-10 | 70.0% | 1 |

Officials:
Technical fouls: Houston-None. Clarksville-None.
Attendance:

| Score by periods | 1st | 2nd | 3rd | 4th | Total |
|---|---|---|---|---|---|
| Houston | 21 | 11 | 0 | 0 | 32 |
| Clarksville | 18 | 11 | 0 | 0 | 29 |

| Points | In Paint | Off T/O | 2nd Chance | Fast Break | Bench |
|---|---|---|---|---|---|
| HOUSTO | 14 | 0 | 7 | 2 | 10 |
| CLARKS | 6 | 7 | 7 | 0 | 6 |

Last FG - HOUSTON 2nd-01:04, CLARKSVL 2nd-01:18.
Largest lead - HOUSTON by 5 1st-03:33, CLARKSVL by 4 1st-05:30.
HOUSTON led for 26:28. CLARKSVL led for 01:58. Game was tied for -4:-26.

Score tied - 4 times.
Lead changed - 6 times.

Official Basketball Box Score -- Thru 3rd Period
Houston vs Clarksville
3/18/21 8:30 PM at Murfreesboro, TN (Murphy Center)

## Houston 52 • 19-3

| ## | Player | | Total FG-FGA | 3-Ptr FG-FGA | FT-FTA | Rebounds Off | Def | Tot | PF | TP | A | TO | Blk | Stl | Min |
|---|---|---|---|---|---|---|---|---|---|---|---|---|---|---|---|
| 00 | Nowell, Ahmad | | 3-5 | 1-3 | 2-4 | 0 | 1 | 1 | 4 | 9 | 0 | 2 | 0 | 1 | 15 |
| 05 | Lawson, Jonathan | * | 6-11 | 2-3 | 3-7 | 1 | 2 | 3 | 1 | 17 | 2 | 1 | 0 | 2 | 24 |
| 11 | Greene, Cal | | 2-3 | 2-2 | 0-0 | 1 | 2 | 3 | 0 | 6 | 0 | 0 | 0 | 0 | 9 |
| 13 | Miller, Mason | * | 2-6 | 0-2 | 1-2 | 3 | 5 | 8 | 1 | 5 | 3 | 2 | 1 | 0 | 24 |
| 20 | Madlock, Antonio | * | 2-4 | 0-0 | 4-6 | 0 | 4 | 4 | 4 | 8 | 3 | 3 | 2 | 0 | 18 |
| 21 | Yates, Zander | * | 2-2 | 2-2 | 1-2 | 3 | 4 | 7 | 3 | 7 | 2 | 0 | 2 | 0 | 16 |
| 23 | Colbert, Jerrell | * | 0-1 | 0-0 | 0-0 | 1 | 3 | 4 | 3 | 0 | 0 | 2 | 2 | 1 | 11 |
| | Team | | | | | 0 | 0 | 0 | | | | 1 | | | |
| | Totals | | 17-32 | 7-12 | 11-21 | 9 | 21 | 30 | 16 | 52 | 10 | 11 | 7 | 4 | - |

| | | | | | | | | | | |
|---|---|---|---|---|---|---|---|---|---|---|
| 1st - FG %: | 7-14 | 50.0% | 2nd: | 4-9 | 44.4% | 3rd: | 6-9 | 66.7% | Game: 17-32 | 53.1% |
| 3FG %: | 3-5 | 60.0% | | 1-4 | 25.0% | | 3-3 | 100.0% | 7-12 | 58.3% |
| FT %: | 4-6 | 66.7% | | 2-5 | 40.0% | | 5-10 | 50.0% | 11-21 | 52.4% |

Deadball Rebounds
4

## Clarksville 44 • 20-6

| ## | Player | | Total FG-FGA | 3-Ptr FG-FGA | FT-FTA | Rebounds Off | Def | Tot | PF | TP | A | TO | Blk | Stl | Min |
|---|---|---|---|---|---|---|---|---|---|---|---|---|---|---|---|
| 01 | McDonald, Jaheim | * | 1-4 | 0-1 | 2-4 | 2 | 1 | 3 | 3 | 4 | 5 | 2 | 0 | 1 | 24 |
| 02 | Martin, Javon | * | 3-7 | 3-4 | 1-2 | 1 | 4 | 5 | 2 | 10 | 0 | 1 | 0 | 1 | 24 |
| 03 | Wheat, JJ | * | 4-13 | 1-4 | 6-8 | 1 | 2 | 3 | 3 | 15 | 1 | 0 | 0 | 1 | 24 |
| 10 | Hines, Arnett | | 2-2 | 0-0 | 2-2 | 1 | 1 | 2 | 3 | 6 | 0 | 3 | 0 | 0 | 11 |
| 11 | Berry, Jahiem | | 0-2 | 0-1 | 2-2 | 0 | 2 | 2 | 0 | 2 | 1 | 0 | 0 | 0 | 9 |
| 15 | Freeman, Charles | * | 2-8 | 1-5 | 2-2 | 1 | 2 | 3 | 3 | 7 | 0 | 0 | 0 | 0 | 16 |
| 23 | Booth, Wesley | * | 0-2 | 0-2 | 0-0 | 0 | 0 | 0 | 2 | 0 | 0 | 0 | 0 | 0 | 10 |
| | Team | | | | | 2 | 0 | 2 | | | | | | | |
| | Totals | | 12-38 | 5-17 | 15-20 | 8 | 12 | 20 | 16 | 44 | 7 | 6 | 0 | 3 | - |

| | | | | | | | | | | |
|---|---|---|---|---|---|---|---|---|---|---|
| 1st - FG %: | 6-14 | 42.9% | 2nd: | 3-12 | 25.0% | 3rd: | 3-12 | 25.0% | Game: 12-38 | 31.6% |
| 3FG %: | 3-5 | 60.0% | | 1-6 | 16.7% | | 1-6 | 16.7% | 5-17 | 29.4% |
| FT %: | 3-4 | 75.0% | | 4-6 | 66.7% | | 8-10 | 80.0% | 15-20 | 75.0% |

Deadball Rebounds
2

Officials:
Technical fouls: Houston-None. Clarksville-None.
Attendance:

| Score by periods | 1st | 2nd | 3rd | 4th | Total |
|---|---|---|---|---|---|
| Houston | 21 | 11 | 20 | 0 | 52 |
| Clarksville | 18 | 11 | 15 | 0 | 44 |

| Points | In Paint | Off T/O | 2nd Chance | Fast Break | Bench |
|---|---|---|---|---|---|
| HOUSTO | 20 | 4 | 13 | 2 | 15 |
| CLARKS | 10 | 13 | 9 | 0 | 8 |

Last FG - HOUSTON 3rd-00:26, CLARKSVL 3rd-02:48.
Largest lead - HOUSTON by 10 3rd-02:56, CLARKSVL by 4 1st-05:30.
HOUSTON led for 26:28. CLARKSVL led for 01:58. Game was tied for -4:-26.

Score tied - 4 times.
Lead changed - 6 times.

# 2012 Class AAA State Boys' Basketball Tournament

## March 14 - March 17, 2012 · Murphy Center - MTSU - Murfreesboro, TN

**Game 1**
Wed. Mar. 14 5:00 PM

| | |
|---|---|
| Clarksville (25-11) | 53 |
| Cherokee (26-8) | 47 |

**Game 2**
Wed. Mar. 14 6:45 PM

| | |
|---|---|
| Memphis Central (18-9) | 67 |
| Ooltewah (27-4) | 54 |

**Game 3**
Thu. Mar. 15 10:00 AM

| | |
|---|---|
| Memphis East (20-9) | 57 |
| Blackman (26-3) | 56 |

**Game 4**
Thu. Mar. 15 11:45 AM

| | |
|---|---|
| Science Hill (34-2) | 51 |
| Wilson Central (26-6) | 46 |

**Game 5**
Fri. Mar. 16 1:30 PM

| | |
|---|---|
| Clarksville | 62 |
| Memphis Central | 68 |

**Game 6**
Fri. Mar. 16 3:15 PM

| | |
|---|---|
| Memphis East | 81 |
| Science Hill | 71 |

**Game 7**
Sat. Mar. 17 4:00 PM

| | |
|---|---|
| Memphis Central | 61 |
| Memphis East | 71 |

**Memphis East**
STATE CHAMPION

Official Basketball Box Score
Clarksville vs Cherokee
03/14/12 5:00 p.m. at Murphy Center, Murfreesboro, Tenn.

---

VISITORS: Clarksville 26-11

| ## | Player Name | | TOT-FG FG-FGA | 3-PT FG-FGA | FT-FTA | REBOUNDS OF | DE | TOT | PF | TP | A | TO | BLK | S | MIN |
|---|---|---|---|---|---|---|---|---|---|---|---|---|---|---|---|
| 03 | Williams, Daijon.... | * | 2-8 | 0-5 | 5-8 | 2 | 3 | 5 | 4 | 9 | 8 | 5 | 0 | 2 | 30 |
| 04 | Holmes, Eric..... | * | 2-5 | 0-0 | 3-9 | 6 | 7 | 13 | 2 | 7 | 1 | 3 | 1 | 0 | 32 |
| 05 | Knott, Chase..... | * | 3-9 | 0-3 | 1-4 | 1 | 3 | 4 | 3 | 7 | 2 | 2 | 0 | 0 | 32 |
| 14 | Young Drake..... | * | 3-4 | 2-3 | 3-7 | 1 | 4 | 5 | 4 | 11 | 0 | 2 | 0 | 2 | 32 |
| 15 | Hightower, Anthony.. | * | 7-12 | 0-1 | 2-7 | 2 | 8 | 10 | 5 | 16 | 0 | 1 | 0 | 2 | 27 |
| 02 | Webb, Jeff..... | | 0-1 | 0-1 | 0-0 | 0 | 0 | 0 | 0 | 0 | 0 | 0 | 0 | 0 | 0+ |
| 30 | Majors, Tevin..... | | 1-3 | 0-0 | 1-1 | 2 | 0 | 2 | 0 | 3 | 0 | 1 | 0 | 0 | 7 |
| | TEAM..... | | | | | 1 | 1 | 2 | | | | | | | |
| | Totals..... | | 18-42 | 2-13 | 15-36 | 15 | 26 | 41 | 18 | 53 | 11 | 14 | 1 | 6 | 160 |

TOTAL FG% 1st Half: 6-16 37.5% 2nd Half: 12-26 46.2% Game: 42.9% DEADB
3-Pt. FG% 1st Half: 1-6 16.7% 2nd Half: 1-7 14.3% Game: 15.4% REBS
F Throw % 1st Half: 4-11 36.4% 2nd Half: 11-25 44.0% Game: 41.7% 10

---

HOME TEAM: Cherokee 26-9

| ## | Player Name | | TOT-FG FG-FGA | 3-PT FG-FGA | FT-FTA | REBOUNDS OF | DE | TOT | PF | TP | A | TO | BLK | S | MIN |
|---|---|---|---|---|---|---|---|---|---|---|---|---|---|---|---|
| 02 | Scales, James..... | * | 1-7 | 0-4 | 3-4 | 0 | 3 | 3 | 5 | 5 | 0 | 0 | 0 | 0 | 25 |
| 05 | Trent, Tanner..... | * | 2-6 | 0-2 | 3-3 | 1 | 1 | 2 | 3 | 7 | 4 | 2 | 0 | 2 | 31 |
| 11 | Ryans, Ty..... | * | 6-20 | 2-10 | 0-1 | 2 | 5 | 7 | 4 | 14 | 2 | 1 | 0 | 3 | 29 |
| 22 | Elkins, Zach..... | * | 1-5 | 1-4 | 0-0 | 1 | 1 | 2 | 4 | 3 | 0 | 2 | 0 | 1 | 14 |
| 23 | Hagood, Ethan..... | * | 2-3 | 0-0 | 0-0 | 2 | 1 | 3 | 2 | 4 | 0 | 2 | 0 | 1 | 27 |
| 00 | Looney, Forrest..... | | 2-5 | 0-0 | 3-3 | 0 | 7 | 7 | 3 | 7 | 1 | 4 | 0 | 0 | 16 |
| 12 | Lawson, Zach..... | | 2-2 | 0-0 | 3-3 | 0 | 0 | 0 | 5 | 7 | 0 | 0 | 0 | 1 | 17 |
| 15 | Ringley, Tyler..... | | 0-0 | 0-0 | 0-0 | 0 | 1 | 1 | 2 | 0 | 0 | 0 | 0 | 0 | 1 |
| | TEAM..... | | | | | 2 | 1 | 3 | | | | | | | |
| | Totals..... | | 16-48 | 3-20 | 12-14 | 8 | 20 | 28 | 28 | 47 | 7 | 11 | 0 | 8 | 160 |

TOTAL FG% 1st Half: 5-16 31.3% 2nd Half: 11-32 34.4% Game: 33.3% DEADB
3-Pt. FG% 1st Half: 1-8 12.5% 2nd Half: 2-12 16.7% Game: 15.0% REBS
F Throw % 1st Half: 5-6 83.3% 2nd Half: 7-8 87.5% Game: 85.7% 0

---

Officials: Cory Massey, Danny McCoin, Greg Gonda
Technical fouls: Clarksville-None. Cherokee-None.
Attendance:

| Score by Periods | 1st | 2nd | 3rd | 4th | | Total |
|---|---|---|---|---|---|---|
| Clarksville..... | 8 | 9 | 14 | 22 | - | 53 |
| Cherokee..... | 7 | 9 | 4 | 27 | - | 47 |

Play-by-Play
Clarksville vs Cherokee
03/14/12 5:00 p.m. at Murphy Center, Murfreesboro, Tenn.

1st PERIOD Play-by-Play (Page 1)

| HOME TEAM: Cherokee | TIME | SCORE | MAR | VISITORS: Clarksville |
|---|---|---|---|---|
| | 07:58 | | | FOUL by Knott, Chase (P1T1) |
| GOOD! 3 PTR by Ryans, Ty | 07:41 | 3-0 | H 3 | |
| ASSIST by Trent, Tanner | 07:41 | | | |
| FOUL by Elkins, Zach (P1T1) | 07:14 | | | MISSED FT SHOT by Holmes, Eric |
| | 07:14 | | | REBOUND (OFF) by (DEADBALL) |
| | 07:14 | 3-1 | H 2 | GOOD! FT SHOT by Holmes, Eric |
| MISSED 3 PTR by Scales, James | 06:54 | | | REBOUND (DEF) by Holmes, Eric |
| | 06:39 | | | MISSED 3 PTR by Williams, Daijon |
| | 06:39 | | | REBOUND (OFF) by Holmes, Eric |
| | 06:35 | | | TURNOVR by Holmes, Eric |
| STEAL by Hagood, Ethan | 06:34 | | | |
| MISSED JUMPER by Elkins, Zach | 05:52 | | | REBOUND (DEF) by Hightower, Anthony |
| FOUL by Elkins, Zach (P2T2) | 05:43 | | | |
| | 05:04 | | | TURNOVR by Williams, Daijon |
| SUB IN : Looney, Forrest | 05:04 | | | |
| SUB OUT: Elkins, Zach | 05:04 | | | |
| | 04:52 | | | FOUL by Williams, Daijon (P1T2) |
| MISSED 3 PTR by Scales, James | 04:48 | | | REBOUND (DEF) by Young Drake |
| | 04:41 | | | MISSED LAYUP by Knott, Chase |
| | 04:41 | | | REBOUND (OFF) by Holmes, Eric |
| FOUL by Hagood, Ethan (P1T3) | 04:39 | | | MISSED FT SHOT by Holmes, Eric |
| | 04:39 | | | REBOUND (OFF) by (DEADBALL) |
| REBOUND (DEF) by Ryans, Ty | 04:39 | | | MISSED FT SHOT by Holmes, Eric |
| TURNOVR by Trent, Tanner | 04:16 | | | |
| | 04:15 | | | STEAL by Hightower, Anthony |
| | 04:12 | | | MISSED LAYUP by Hightower, Anthony |
| | 04:12 | | | REBOUND (OFF) by (TEAM) |
| | 04:07 | | | TURNOVR by Hightower, Anthony |
| | 03:56 | | | FOUL by Hightower, Anthony (P1T3) |
| GOOD! LAYUP by Trent, Tanner [PNT] | 03:47 | 5-1 | H 4 | |
| ASSIST by Looney, Forrest | 03:47 | | | |
| | 03:24 | | | MISSED 3 PTR by Young Drake |
| | 03:24 | | | REBOUND (OFF) by Williams, Daijon |
| | 03:21 | 5-3 | H 2 | GOOD! LAYUP by Williams, Daijon [PNT] |
| MISSED LAYUP by Scales, James | 03:01 | | | REBOUND (DEF) by Holmes, Eric |
| | 02:54 | 5-5 | T 1 | GOOD! LAYUP by Hightower, Anthony [PNT] |
| | 02:54 | | | ASSIST by Williams, Daijon |
| GOOD! JUMPER by Ryans, Ty [PNT] | 02:25 | 7-5 | H 2 | |
| REBOUND (DEF) by Ryans, Ty | 02:05 | | | MISSED 3 PTR by Williams, Daijon |
| MISSED 3 PTR by Ryans, Ty | 01:54 | | | REBOUND (DEF) by Hightower, Anthony |
| REBOUND (DEF) by Looney, Forrest | 01:40 | | | MISSED 3 PTR by Knott, Chase |
| MISSED JUMPER by Ryans, Ty | 01:06 | | | REBOUND (DEF) by Young Drake |
| | 00:53 | | | TURNOVR by Holmes, Eric |
| STEAL by Ryans, Ty | 00:52 | | | |
| | 00:49 | | | FOUL by Young Drake (P1T4) |
| MISSED JUMPER by Looney, Forrest | 00:27 | | | REBOUND (DEF) by Hightower, Anthony |
| | 00:00 | 7-8 | V 1 | GOOD! 3 PTR by Young Drake |
| | 00:00 | | | ASSIST by Williams, Daijon |

Clarksville 8, Cherokee 7

2nd PERIOD Play-by-Play (Page 1)

| HOME TEAM: Cherokee | TIME | SCORE | MAR | VISITORS: Clarksville |
|---|---|---|---|---|
| SUB IN : Looney, Forrest | 08:00 | | | |
| SUB IN : Lawson, Zach | 08:00 | | | |
| SUB OUT: Elkins, Zach | 08:00 | | | |
| SUB OUT: Hagood, Ethan | 08:00 | | | |
| TURNOVR by Trent, Tanner | 07:42 | | | |
| REBOUND (DEF) by Scales, James | 07:19 | | | MISSED 3 PTR by Webb, Jeff |
| FOUL by Scales, James (P1T4) | 07:13 | | | |
| | 07:12 | 7-10 | V 3 | GOOD! LAYUP by Knott, Chase [PNT] |
| | 07:08 | | | ASSIST by Williams, Daijon |
| TURNOVR by Ryans, Ty | 06:51 | | | |
| | 06:48 | | | STEAL by Young Drake |
| FOUL by Lawson, Zach (P1T5) | 06:48 | | | MISSED FT SHOT by Young Drake |
| | 06:48 | | | REBOUND (OFF) by (DEADBALL) |
| | 06:48 | 7-11 | V 4 | GOOD! FT SHOT by Young Drake |

| | | | | |
|---|---|---|---|---|
| MISSED 3 PTR by Ryans, Ty | 06:39 | | | REBOUND (DEF) by (TEAM) |
| FOUL by Looney, Forrest (P1T6) | 06:39 | | | |
| | 06:21 | | | TURNOVR by Williams, Daijon |
| MISSED 3 PTR by Ryans, Ty | 05:44 | | | REBOUND (DEF) by Hightower, Anthony |
| FOUL by Ryans, Ty (P1T7) | 05:44 | 7-12 | V 5 | GOOD! FT SHOT by Young Drake |
| REBOUND (DEF) by Looney, Forrest | 05:44 | | | MISSED FT SHOT by Young Drake |
| GOOD! JUMPER by Scales, James | 05:17 | 9-12 | V 3 | |
| | 04:53 | 9-14 | V 5 | GOOD! LAYUP by Holmes, Eric [PNT] |
| GOOD! FT SHOT by Scales, James | 04:28 | 10-14 | V 4 | FOUL by Hightower, Anthony (P2T5) |
| GOOD! FT SHOT by Scales, James | 04:28 | 11-14 | V 3 | |
| | 04:28 | | | SUB IN : Majors, Tevin |
| | 04:28 | | | SUB OUT: Hightower, Anthony |
| | 04:16 | | | MISSED LAYUP by Majors, Tevin |
| | 04:16 | | | REBOUND (OFF) by Holmes, Eric |
| FOUL by Ryans, Ty (P2T8) | 04:15 | | | MISSED FT SHOT by Holmes, Eric |
| REBOUND (DEF) by Ryans, Ty | 04:15 | | | |
| | 03:14 | | | FOUL by Williams, Daijon (P2T6) |
| SUB IN : Elkins, Zach | 03:14 | | | |
| SUB OUT: Ryans, Ty | 03:14 | | | |
| MISSED 3 PTR by Scales, James | 02:54 | | | REBOUND (DEF) by Williams, Daijon |
| | 02:47 | | | FOUL by Young Drake (P2T7) |
| | 02:47 | | | TURNOVR by Young Drake |
| SUB IN : Hagood, Ethan | 02:47 | | | |
| SUB OUT: Looney, Forrest | 02:47 | | | |
| SUB IN : Looney, Forrest | 02:43 | | | |
| SUB OUT: Scales, James | 02:43 | | | |
| GOOD! LAYUP by Looney, Forrest [PNT] | 02:32 | 13-14 | V 1 | |
| | 02:17 | | | TURNOVR by Williams, Daijon |
| STEAL by Trent, Tanner | 02:16 | | | |
| GOOD! FT SHOT by Trent, Tanner | 02:16 | 14-14 | T 2 | FOUL by Williams, Daijon (P3T8) |
| GOOD! FT SHOT by Trent, Tanner | 02:16 | 15-14 | H 1 | |
| SUB IN : Scales, James | 02:16 | | | SUB IN : Webb, Jeff |
| SUB OUT: Trent, Tanner | 02:16 | | | SUB IN : Hightower, Anthony |
| | 02:16 | | | SUB OUT: Young Drake |
| | 02:16 | | | SUB OUT: Williams, Daijon |
| | 01:54 | | | TURNOVR by Majors, Tevin |
| | 01:54 | | | SUB IN : Young Drake |
| | 01:54 | | | SUB OUT: Webb, Jeff |
| FOUL by Looney, Forrest (P2T9) | 01:41 | | | |
| TURNOVR by Looney, Forrest | 01:41 | | | |
| SUB IN : Trent, Tanner | 01:41 | | | |
| SUB OUT: Looney, Forrest | 01:41 | | | |
| | 01:26 | 15-16 | V 1 | GOOD! LAYUP by Hightower, Anthony [PNT] |
| | 01:26 | | | ASSIST by Knott, Chase |
| MISSED 3 PTR by Elkins, Zach | 00:46 | | | REBOUND (DEF) by Hightower, Anthony |
| | 00:30 | | | MISSED JUMPER by Hightower, Anthony |
| | 00:19 | | | REBOUND (OFF) by Majors, Tevin |
| REBOUND (DEF) by Ringley, Tyler | 00:17 | | | MISSED JUMPER by Majors, Tevin |
| GOOD! FT SHOT by Scales, James | 00:02 | 16-16 | T 3 | FOUL by Holmes, Eric (P1T9) |
| MISSED FT SHOT by Scales, James | 00:02 | | | REBOUND (DEF) by Hightower, Anthony |
| FOUL by Hagood, Ethan (P2T10) | 00:01 | | | MISSED FT SHOT by Hightower, Anthony |
| | 00:01 | | | REBOUND (OFF) by (DEADBALL) |
| | 00:01 | 16-17 | V 1 | GOOD! FT SHOT by Hightower, Anthony |

Clarksville 17, Cherokee 16

3rd PERIOD Play-by-Play (Page 1)

| HOME TEAM: Cherokee | TIME | SCORE | MAR | VISITORS: Clarksville |
|---|---|---|---|---|
| TURNOVR by Elkins, Zach | 07:24 | | | |
| | 07:22 | | | STEAL by Hightower, Anthony |
| | 07:20 | 16-19 | V 3 | GOOD! JUMPER by Hightower, Anthony |
| | 07:20 | | | ASSIST by Knott, Chase |
| FOUL by Elkins, Zach (P3T1) | 07:20 | | | MISSED FT SHOT by Hightower, Anthony |
| | 07:20 | | | REBOUND (OFF) by Knott, Chase |
| SUB IN : Looney, Forrest | 07:20 | | | |
| SUB OUT: Elkins, Zach | 07:20 | | | |
| REBOUND (DEF) by Ryans, Ty | 07:17 | | | MISSED JUMPER by Knott, Chase |
| GOOD! LAYUP by Looney, Forrest [PNT] | 06:57 | 18-19 | V 1 | |
| ASSIST by Trent, Tanner | 06:57 | | | |
| | 06:39 | | | MISSED 3 PTR by Hightower, Anthony |
| | 06:39 | | | REBOUND (OFF) by Hightower, Anthony |
| | 06:34 | 18-21 | V 3 | GOOD! LAYUP by Hightower, Anthony [PNT] |
| | 06:32 | | | TIMEOUT 30sec |
| TURNOVR by Looney, Forrest | 06:13 | | | |
| SUB IN : Lawson, Zach | 06:13 | | | |

| | | | | |
|---|---|---|---|---|
| SUB OUT: Looney, Forrest | 06:13 | | | |
| | 05:47 | | | MISSED 3 PTR by Williams, Daijon |
| | 05:47 | | | REBOUND (OFF) by Holmes, Eric |
| FOUL by Trent, Tanner (P1T2) | 05:47 | | | |
| FOUL by Lawson, Zach (P2T3) | 05:32 | | | |
| REBOUND (DEF) by Hagood, Ethan | 05:20 | | | MISSED 3 PTR by Knott, Chase |
| | 05:19 | | | FOUL by Hightower, Anthony (P3T1) |
| MISSED JUMPER by Scales, James | 05:19 | | | REBOUND (DEF) by Holmes, Eric |
| REBOUND (DEF) by Trent, Tanner | 05:19 | | | MISSED 3 PTR by Williams, Daijon |
| MISSED JUMPER by Ryans, Ty | 05:19 | | | REBOUND (DEF) by Hightower, Anthony |
| STEAL by Trent, Tanner | 05:19 | | | TURNOVR by Young Drake |
| MISSED JUMPER by Ryans, Ty | 05:19 | | | REBOUND (DEF) by Young Drake |
| FOUL by Scales, James (P2T4) | 03:58 | | | |
| REBOUND (DEF) by Scales, James | 03:56 | | | MISSED 3 PTR by Knott, Chase |
| MISSED 3 PTR by Scales, James | 03:36 | | | REBOUND (DEF) by Williams, Daijon |
| FOUL by Scales, James (P3T5) | 03:28 | | | |
| SUB IN : Looney, Forrest | 03:28 | | | |
| SUB OUT: Scales, James | 03:28 | | | |
| | 03:22 | 18-24 | V 6 | GOOD! 3 PTR by Young Drake |
| | 03:22 | | | ASSIST by Williams, Daijon |
| TURNOVR by Looney, Forrest | 03:01 | | | STEAL by Williams, Daijon |
| | 02:53 | 18-26 | V 8 | GOOD! LAYUP by Hightower, Anthony [PNT] |
| | 02:53 | | | ASSIST by Holmes, Eric |
| TIMEOUT 30sec | 02:41 | | | |
| MISSED 3 PTR by Ryans, Ty | 02:33 | | | BLOCK by Holmes, Eric |
| REBOUND (OFF) by (TEAM) | 02:33 | | | |
| TURNOVR by Hagood, Ethan | 02:30 | | | |
| | 02:29 | | | STEAL by Williams, Daijon |
| | 02:22 | 18-28 | V 10 | GOOD! LAYUP by Hightower, Anthony [PNT] |
| | 02:22 | | | ASSIST by Williams, Daijon |
| | 01:58 | | | FOUL by Holmes, Eric (P2T2) |
| MISSED LAYUP by Looney, Forrest | 01:55 | | | REBOUND (DEF) by Hightower, Anthony |
| FOUL by Trent, Tanner (P2T6) | 01:48 | 18-29 | V 11 | GOOD! FT SHOT by Hightower, Anthony |
| REBOUND (DEF) by Looney, Forrest | 01:48 | | | MISSED FT SHOT by Hightower, Anthony |
| MISSED 3 PTR by Ryans, Ty | 01:31 | | | |
| REBOUND (OFF) by Hagood, Ethan | 01:31 | | | |
| MISSED JUMPER by Hagood, Ethan | 01:29 | | | REBOUND (DEF) by Young Drake |
| REBOUND (DEF) by (TEAM) | 01:19 | | | MISSED LAYUP by Hightower, Anthony |
| MISSED 3 PTR by Ryans, Ty | 01:02 | | | REBOUND (DEF) by Holmes, Eric |
| REBOUND (DEF) by Looney, Forrest | 00:52 | | | MISSED LAYUP by Hightower, Anthony |
| MISSED LAYUP by Looney, Forrest | 00:27 | | | |
| REBOUND (OFF) by (TEAM) | 00:27 | | | |
| GOOD! LAYUP by Lawson, Zach [PNT] | 00:24 | 20-29 | V 9 | |
| ASSIST by Ryans, Ty | 00:24 | | | |
| | 00:01 | 20-31 | V 11 | GOOD! LAYUP by Williams, Daijon [PNT] |

Clarksville 31, Cherokee 20

4th PERIOD Play-by-Play (Page 1)

| HOME TEAM: Cherokee | TIME | SCORE | MAR | VISITORS: Clarksville |
|---|---|---|---|---|
| | 07:38 | | | TURNOVR by Williams, Daijon |
| STEAL by Elkins, Zach | 07:37 | | | |
| TURNOVR by Hagood, Ethan | 07:20 | | | |
| | 07:18 | | | STEAL by Young Drake |
| | 07:17 | 20-33 | V 13 | GOOD! LAYUP by Young Drake [PNT] |
| FOUL by Ryans, Ty (P3T7) | 07:17 | | | MISSED FT SHOT by Young Drake |
| REBOUND (DEF) by Elkins, Zach | 07:17 | | | |
| TURNOVR by Elkins, Zach | 07:15 | | | |
| | 06:48 | | | MISSED JUMPER by Williams, Daijon |
| | 06:48 | | | REBOUND (OFF) by Holmes, Eric |
| | 06:43 | | | MISSED JUMPER by Holmes, Eric |
| | 06:43 | | | REBOUND (OFF) by Williams, Daijon |
| FOUL by Scales, James (P4T8) | 06:41 | | | MISSED FT SHOT by Williams, Daijon |
| | 06:41 | | | REBOUND (OFF) by (DEADBALL) |
| | 06:41 | 20-34 | V 14 | GOOD! FT SHOT by Williams, Daijon |
| SUB IN : Lawson, Zach | 06:41 | | | |
| SUB OUT: Scales, James | 06:41 | | | |
| GOOD! LAYUP by Ryans, Ty [PNT] | 06:16 | 22-34 | V 12 | |
| | 06:03 | | | TURNOVR by Williams, Daijon |
| STEAL by Lawson, Zach | 06:02 | | | |
| GOOD! LAYUP by Lawson, Zach [FB/PNT] | 06:00 | 24-34 | V 10 | |
| | 05:45 | | | MISSED LAYUP by Knott, Chase |
| | 05:45 | | | REBOUND (OFF) by Hightower, Anthony |
| | 05:43 | 24-36 | V 12 | GOOD! LAYUP by Hightower, Anthony [PNT] |
| | 05:43 | | | TIMEOUT 30sec |

| | | | | |
|---|---|---|---|---|
| MISSED 3 PTR by Ryans, Ty | 05:24 | | | |
| REBOUND (OFF) by Ryans, Ty | 05:24 | | | |
| MISSED JUMPER by Trent, Tanner | 05:16 | | | REBOUND (DEF) by Williams, Daijon |
| FOUL by Lawson, Zach (P3T9) | 05:14 | | | MISSED FT SHOT by Hightower, Anthony |
| | 05:14 | | | REBOUND (OFF) by (DEADBALL) |
| REBOUND (DEF) by Ryans, Ty | 05:14 | | | MISSED FT SHOT by Hightower, Anthony |
| SUB IN : Scales, James | 05:14 | | | |
| SUB OUT: Lawson, Zach | 05:14 | | | |
| MISSED 3 PTR by Trent, Tanner | 04:53 | | | |
| REBOUND (OFF) by Hagood, Ethan | 04:53 | | | |
| GOOD! LAYUP by Hagood, Ethan [PNT] | 04:50 | 26-36 | V 10 | |
| | 04:33 | | | TURNOVR by Holmes, Eric |
| STEAL by Ryans, Ty | 04:32 | | | |
| | 04:32 | | | FOUL by Young Drake (P3T3) |
| MISSED 3 PTR by Elkins, Zach | 04:18 | | | REBOUND (DEF) by Holmes, Eric |
| | 04:10 | 26-38 | V 12 | GOOD! LAYUP by Holmes, Eric [PNT] |
| | 04:10 | | | ASSIST by Williams, Daijon |
| | 04:01 | | | FOUL by Williams, Daijon (P4T4) |
| TIMEOUT 30sec | 04:01 | | | |
| GOOD! 3 PTR by Elkins, Zach | 03:58 | 29-38 | V 9 | |
| ASSIST by Trent, Tanner | 03:58 | | | |
| REBOUND (DEF) by Scales, James | 03:41 | | | MISSED 3 PTR by Williams, Daijon |
| MISSED 3 PTR by Elkins, Zach | 03:33 | | | |
| REBOUND (OFF) by Trent, Tanner | 03:33 | | | |
| GOOD! LAYUP by Trent, Tanner [PNT] | 03:32 | 31-38 | V 7 | |
| GOOD! FT SHOT by Trent, Tanner | 03:32 | 32-38 | V 6 | FOUL by Hightower, Anthony (P4T5) |
| | 03:19 | 32-40 | V 8 | GOOD! LAYUP by Knott, Chase [PNT] |
| | 03:19 | | | ASSIST by Williams, Daijon |
| MISSED JUMPER by Ryans, Ty | 03:08 | | | |
| REBOUND (OFF) by Ryans, Ty | 03:08 | | | |
| GOOD! LAYUP by Ryans, Ty [PNT] | 03:06 | 34-40 | V 6 | |
| MISSED FT SHOT by Ryans, Ty | 03:06 | | | FOUL by Hightower, Anthony (P5T6) |
| | 03:06 | | | REBOUND (DEF) by Holmes, Eric |
| | 03:06 | | | SUB IN : Majors, Tevin |
| | 03:06 | | | SUB OUT: Hightower, Anthony |
| FOUL by Scales, James (P5T10) | 03:02 | | | MISSED FT SHOT by Williams, Daijon |
| | 03:02 | | | REBOUND (OFF) by (DEADBALL) |
| | 03:02 | 34-41 | V 7 | GOOD! FT SHOT by Williams, Daijon |
| SUB IN : Lawson, Zach | 03:02 | | | |
| SUB OUT: Scales, James | 03:02 | | | |
| MISSED 3 PTR by Ryans, Ty | 02:51 | | | REBOUND (DEF) by Knott, Chase |
| | 02:42 | | | MISSED LAYUP by Holmes, Eric |
| | 02:42 | | | REBOUND (OFF) by Young Drake |
| FOUL by Lawson, Zach (P4T11) | 02:40 | | | MISSED FT SHOT by Young Drake |
| | 02:40 | | | REBOUND (OFF) by (DEADBALL) |
| | 02:40 | 34-42 | V 8 | GOOD! FT SHOT by Young Drake |
| | 02:40 | | | TIMEOUT TEAM |
| MISSED LAYUP by Ryans, Ty | 02:27 | | | REBOUND (DEF) by Knott, Chase |
| | 02:22 | | | TURNOVR by Knott, Chase |
| STEAL by Ryans, Ty | 02:21 | | | |
| GOOD! LAYUP by Hagood, Ethan [PNT] | 02:20 | 36-42 | V 6 | |
| ASSIST by Ryans, Ty | 02:20 | | | |
| | 02:10 | 36-44 | V 8 | GOOD! LAYUP by Majors, Tevin [PNT] |
| FOUL by Elkins, Zach (P4T12) | 02:10 | 36-45 | V 9 | GOOD! FT SHOT by Majors, Tevin |
| GOOD! FT SHOT by Lawson, Zach | 02:00 | 37-45 | V 8 | FOUL by Knott, Chase (P2T7) |
| GOOD! FT SHOT by Lawson, Zach | 02:00 | 38-45 | V 7 | |
| GOOD! FT SHOT by Lawson, Zach | 02:00 | 39-45 | V 6 | |
| TIMEOUT TEAM | 02:00 | | | |
| FOUL by Lawson, Zach (P5T13) | 01:37 | 39-46 | V 7 | GOOD! FT SHOT by Williams, Daijon |
| | 01:37 | 39-47 | V 8 | GOOD! FT SHOT by Williams, Daijon |
| SUB IN : Looney, Forrest | 01:37 | | | |
| SUB OUT: Lawson, Zach | 01:37 | | | |
| GOOD! LAYUP by Ryans, Ty [PNT] | 01:27 | 41-47 | V 6 | |
| ASSIST by Trent, Tanner | 01:27 | | | |
| TIMEOUT TEAM | 01:26 | | | |
| FOUL by Ryans, Ty (P4T14) | 01:25 | | | MISSED FT SHOT by Knott, Chase |
| | 01:25 | | | REBOUND (OFF) by (DEADBALL) |
| REBOUND (DEF) by Looney, Forrest | 01:25 | | | MISSED FT SHOT by Knott, Chase |
| MISSED JUMPER by Ryans, Ty | 01:17 | | | |
| REBOUND (OFF) by Elkins, Zach | 01:17 | | | |
| GOOD! FT SHOT by Looney, Forrest | 01:09 | 42-47 | V 5 | FOUL by Young Drake (P4T8) |
| TURNOVR by Looney, Forrest | 01:06 | | | |
| FOUL by Trent, Tanner (P3T15) | 01:06 | 42-48 | V 6 | GOOD! FT SHOT by Williams, Daijon |
| | 01:06 | | | MISSED FT SHOT by Williams, Daijon |
| | 01:06 | | | REBOUND (OFF) by Majors, Tevin |
| | 01:02 | | | FOUL by Knott, Chase (P3T9) |
| | 01:02 | | | TURNOVR by Knott, Chase |
| GOOD! FT SHOT by Looney, Forrest | 01:02 | 43-48 | V 5 | |

| | | | | |
|---|---|---|---|---|
| GOOD! FT SHOT by Looney, Forrest | 01:02 | 44-48 | V 4 | |
| SUB IN : Ringley, Tyler | 01:02 | | | |
| SUB OUT: Elkins, Zach | 01:02 | | | |
| | 00:54 | 44-50 | V 6 | GOOD! LAYUP by Knott, Chase [PNT] |
| | 00:54 | | | ASSIST by Williams, Daijon |
| MISSED 3 PTR by Trent, Tanner | 00:43 | | | REBOUND (DEF) by Holmes, Eric |
| FOUL by Ringley, Tyler (P1T16) | 00:41 | | | MISSED FT SHOT by Holmes, Eric |
| | 00:41 | | | REBOUND (OFF) by (DEADBALL) |
| REBOUND (DEF) by Looney, Forrest | 00:41 | | | MISSED FT SHOT by Holmes, Eric |
| SUB IN : Elkins, Zach | 00:41 | | | |
| SUB OUT: Hagood, Ethan | 00:41 | | | |
| GOOD! 3 PTR by Ryans, Ty | 00:34 | 47-50 | V 3 | |
| TIMEOUT TEAM | 00:34 | | | |
| SUB IN : Hagood, Ethan | 00:34 | | | |
| SUB OUT: Elkins, Zach | 00:34 | | | |
| | 00:26 | | | MISSED LAYUP by Holmes, Eric |
| | 00:26 | | | REBOUND (OFF) by Holmes, Eric |
| FOUL by Looney, Forrest (P3T17) | 00:25 | 47-51 | V 4 | GOOD! FT SHOT by Holmes, Eric |
| | 00:25 | 47-52 | V 5 | GOOD! FT SHOT by Holmes, Eric |
| SUB IN : Elkins, Zach | 00:25 | | | |
| SUB OUT: Hagood, Ethan | 00:25 | | | |
| MISSED LAYUP by Trent, Tanner | 00:18 | | | REBOUND (DEF) by Knott, Chase |
| | 00:11 | | | TIMEOUT TEAM |
| SUB IN : Hagood, Ethan | 00:11 | | | |
| SUB OUT: Elkins, Zach | 00:11 | | | |
| FOUL by Ringley, Tyler (P2T18) | 00:02 | 47-53 | V 6 | GOOD! FT SHOT by Knott, Chase |
| REBOUND (DEF) by Looney, Forrest | 00:02 | | | MISSED FT SHOT by Knott, Chase |

Clarksville 53, Cherokee 47

Official Basketball Box Score -- 1st Half
Clarksville vs Cherokee
03/14/12 5:00 p.m. at Murphy Center, Murfreesboro, Tenn.

---

VISITORS: Clarksville 26-11

| ## | Player Name | | TOT-FG FG-FGA | 3-PT FG-FGA | FT-FTA | REBOUNDS OF | DE | TOT | PF | TP | A | TO | BLK | S | MIN |
|---|---|---|---|---|---|---|---|---|---|---|---|---|---|---|---|
| 03 | Williams, Daijon.... | * | 1-3 | 0-2 | 0-0 | 1 | 1 | 2 | 3 | 2 | 3 | 3 | 0 | 0 | 14 |
| 04 | Holmes, Eric..... | * | 1-1 | 0-0 | 1-5 | 3 | 2 | 5 | 1 | 3 | 0 | 2 | 0 | 0 | 16 |
| 05 | Knott, Chase..... | * | 1-3 | 0-1 | 0-0 | 0 | 0 | 0 | 1 | 2 | 1 | 0 | 0 | 0 | 16 |
| 14 | Young Drake..... | * | 1-2 | 1-2 | 2-4 | 0 | 2 | 2 | 2 | 5 | 0 | 1 | 0 | 1 | 16 |
| 15 | Hightower, Anthony.. | * | 2-4 | 0-0 | 1-2 | 0 | 6 | 6 | 2 | 5 | 0 | 1 | 0 | 1 | 14 |
| 02 | Webb, Jeff..... | | 0-1 | 0-1 | 0-0 | 0 | 0 | 0 | 0 | 0 | 0 | 0 | 0 | 0 | 0+ |
| 30 | Majors, Tevin..... | | 0-2 | 0-0 | 0-0 | 1 | 0 | 1 | 0 | 0 | 0 | 1 | 0 | 0 | 4 |
| | TEAM..... | | | | | 1 | 1 | 2 | | | | | | | |
| | Totals..... | | 6-16 | 1-6 | 4-11 | 6 | 12 | 18 | 9 | 17 | 4 | 8 | 0 | 2 | 80 |

TOTAL FG% 1st Half: 6-16 37.5%
3-Pt. FG% 1st Half: 1-6 16.7%
F Throw % 1st Half: 4-11 36.4%

---

HOME TEAM: Cherokee 26-9

| ## | Player Name | | TOT-FG FG-FGA | 3-PT FG-FGA | FT-FTA | REBOUNDS OF | DE | TOT | PF | TP | A | TO | BLK | S | MIN |
|---|---|---|---|---|---|---|---|---|---|---|---|---|---|---|---|
| 02 | Scales, James..... | * | 1-5 | 0-3 | 3-4 | 0 | 1 | 1 | 1 | 5 | 0 | 0 | 0 | 0 | 16 |
| 05 | Trent, Tanner..... | * | 1-1 | 0-0 | 2-2 | 0 | 0 | 0 | 0 | 4 | 1 | 2 | 0 | 1 | 15 |
| 11 | Ryans, Ty..... | * | 2-6 | 1-4 | 0-0 | 0 | 3 | 3 | 2 | 5 | 0 | 1 | 0 | 1 | 13 |
| 22 | Elkins, Zach..... | * | 0-2 | 0-1 | 0-0 | 0 | 0 | 0 | 2 | 0 | 0 | 0 | 0 | 0 | 6 |
| 23 | Hagood, Ethan..... | * | 0-0 | 0-0 | 0-0 | 0 | 0 | 0 | 2 | 0 | 0 | 0 | 0 | 1 | 11 |
| 00 | Looney, Forrest..... | | 1-2 | 0-0 | 0-0 | 0 | 2 | 2 | 2 | 2 | 1 | 1 | 0 | 0 | 11 |
| 12 | Lawson, Zach..... | | 0-0 | 0-0 | 0-0 | 0 | 0 | 0 | 1 | 0 | 0 | 0 | 0 | 0 | 8 |
| 15 | Ringley, Tyler..... | | 0-0 | 0-0 | 0-0 | 0 | 1 | 1 | 0 | 0 | 0 | 0 | 0 | 0 | 0 |
| | TEAM..... | | | | | | | | | | | | | | |
| | Totals..... | | 5-16 | 1-8 | 5-6 | 0 | 7 | 7 | 10 | 16 | 2 | 4 | 0 | 3 | 80 |

TOTAL FG% 1st Half: 5-16 31.3%
3-Pt. FG% 1st Half: 1-8 12.5%
F Throw % 1st Half: 5-6 83.3%

---

Officials: Cory Massey, Danny McCoin, Greg Gonda
Technical fouls: Clarksville-None. Cherokee-None.
Attendance:

| Score by Periods | 1st | 2nd |
|---|---|---|
| Clarksville..... | 8 | 9 |
| Cherokee..... | 7 | 9 |

Official Basketball Box Score -- 2nd Half
Clarksville vs Cherokee
03/14/12 5:00 p.m. at Murphy Center, Murfreesboro, Tenn.

---

VISITORS: Clarksville 26-11

| ## | Player Name | | TOT-FG FG-FGA | 3-PT FG-FGA | FT-FTA | REBOUNDS OF | DE | TOT | PF | TP | A | TO | BLK | S | MIN |
|---|---|---|---|---|---|---|---|---|---|---|---|---|---|---|---|
| 03 | Williams, Daijon.... | * | 1-5 | 0-3 | 5-8 | 1 | 2 | 3 | 1 | 7 | 5 | 2 | 0 | 2 | 16 |
| 04 | Holmes, Eric..... | * | 1-4 | 0-0 | 2-4 | 3 | 5 | 8 | 1 | 4 | 1 | 1 | 1 | 0 | 16 |
| 05 | Knott, Chase..... | * | 2-6 | 0-2 | 1-4 | 1 | 3 | 4 | 2 | 5 | 1 | 2 | 0 | 0 | 16 |
| 14 | Young Drake..... | * | 2-2 | 1-1 | 1-3 | 1 | 2 | 3 | 2 | 6 | 0 | 1 | 0 | 1 | 16 |
| 15 | Hightower, Anthony.. | * | 5-8 | 0-1 | 1-5 | 2 | 2 | 4 | 3 | 11 | 0 | 0 | 0 | 1 | 13 |
| 02 | Webb, Jeff..... | | 0-0 | 0-0 | 0-0 | 0 | 0 | 0 | 0 | 0 | 0 | 0 | 0 | 0 | 0 |
| 30 | Majors, Tevin..... | | 1-1 | 0-0 | 1-1 | 1 | 0 | 1 | 0 | 3 | 0 | 0 | 0 | 0 | 3 |
| | TEAM..... | | | | | 1 | 0 | 1 | | | | | | | |
| | Totals..... | | 12-26 | 1-7 | 11-25 | 9 | 14 | 23 | 9 | 36 | 7 | 6 | 1 | 4 | 80 |

TOTAL FG% 1st Half: 6-16 37.5% 2nd Half: 12-26 46.2% Game: 42.9%
3-Pt. FG% 1st Half: 1-6 16.7% 2nd Half: 1-7 14.3% Game: 15.4%
F Throw % 1st Half: 4-11 36.4% 2nd Half: 11-25 44.0% Game: 41.7%

---

HOME TEAM: Cherokee 26-9

| ## | Player Name | | TOT-FG FG-FGA | 3-PT FG-FGA | FT-FTA | REBOUNDS OF | DE | TOT | PF | TP | A | TO | BLK | S | MIN |
|---|---|---|---|---|---|---|---|---|---|---|---|---|---|---|---|
| 02 | Scales, James..... | * | 0-2 | 0-1 | 0-0 | 0 | 2 | 2 | 4 | 0 | 0 | 0 | 0 | 0 | 9 |
| 05 | Trent, Tanner..... | * | 1-5 | 0-2 | 1-1 | 1 | 1 | 2 | 3 | 3 | 3 | 0 | 0 | 1 | 16 |
| 11 | Ryans, Ty..... | * | 4-14 | 1-6 | 0-1 | 2 | 2 | 4 | 2 | 9 | 2 | 0 | 0 | 2 | 16 |
| 22 | Elkins, Zach..... | * | 1-3 | 1-3 | 0-0 | 1 | 1 | 2 | 2 | 3 | 0 | 2 | 0 | 1 | 8 |
| 23 | Hagood, Ethan..... | * | 2-3 | 0-0 | 0-0 | 2 | 1 | 3 | 0 | 4 | 0 | 2 | 0 | 0 | 16 |
| 00 | Looney, Forrest..... | | 1-3 | 0-0 | 3-3 | 0 | 5 | 5 | 1 | 5 | 0 | 3 | 0 | 0 | 5 |
| 12 | Lawson, Zach..... | | 2-2 | 0-0 | 3-3 | 0 | 0 | 0 | 4 | 7 | 0 | 0 | 0 | 1 | 9 |
| 15 | Ringley, Tyler..... | | 0-0 | 0-0 | 0-0 | 0 | 0 | 0 | 2 | 0 | 0 | 0 | 0 | 0 | 1 |
| | TEAM..... | | | | | 2 | 1 | 3 | | | | | | | |
| | Totals..... | | 11-32 | 2-12 | 7-8 | 8 | 13 | 21 | 18 | 31 | 5 | 7 | 0 | 5 | 80 |

TOTAL FG% 1st Half: 5-16 31.3% 2nd Half: 11-32 34.4% Game: 33.3%
3-Pt. FG% 1st Half: 1-8 12.5% 2nd Half: 2-12 16.7% Game: 15.0%
F Throw % 1st Half: 5-6 83.3% 2nd Half: 7-8 87.5% Game: 85.7%

---

Officials: Cory Massey, Danny McCoin, Greg Gonda
Technical fouls: Clarksville-None. Cherokee-None.
Attendance:

| Score by Periods | 1st | 2nd | 3rd | 4th |
|---|---|---|---|---|
| Clarksville..... | 8 | 9 | 14 | 22 |
| Cherokee..... | 7 | 9 | 4 | 27 |

Official Basketball Box Score
Memphis Central vs Clarksville
03/16/12 1:30 p.m. at Murphy Center, Murfreesboro, Tenn.

---

VISITORS: Memphis Central 20-9

| ## | Player Name | TOT-FG FG-FGA | 3-PT FG-FGA | FT-FTA | REBOUNDS OF | DE | TOT | PF | TP | A | TO | BLK | S | MIN |
|---|---|---|---|---|---|---|---|---|---|---|---|---|---|---|
| 03 | Applewhite II, Andre * | 8-12 | 2-3 | 11-14 | 0 | 10 | 10 | 2 | 29 | 1 | 4 | 0 | 6 | 29 |
| 05 | Johnson, Myron..... * | 5-8 | 0-2 | 5-9 | 0 | 1 | 1 | 4 | 15 | 0 | 1 | 0 | 1 | 25 |
| 11 | Jones, Joshua..... * | 3-4 | 0-1 | 3-5 | 0 | 2 | 2 | 4 | 9 | 2 | 1 | 0 | 0 | 29 |
| 22 | Sorrell, D'airrius.. * | 4-6 | 1-1 | 1-1 | 1 | 5 | 6 | 2 | 10 | 0 | 1 | 2 | 0 | 32 |
| 32 | Herron, Frank..... * | 1-1 | 0-0 | 0-2 | 1 | 0 | 1 | 3 | 2 | 0 | 0 | 2 | 0 | 20 |
| 10 | Gillespie, Antonio.. | 1-4 | 0-0 | 1-2 | 0 | 3 | 3 | 3 | 3 | 0 | 3 | 0 | 0 | 22 |
| 21 | Cain, Taj..... | 0-0 | 0-0 | 0-0 | 0 | 0 | 0 | 1 | 0 | 0 | 1 | 0 | 0 | 0+ |
| 25 | Thomas, Deddrick.... | 0-0 | 0-0 | 0-0 | 0 | 0 | 0 | 1 | 0 | 0 | 0 | 0 | 0 | 3 |
| | TEAM..... | | | | | 1 | 1 | | | | | | | |
| | Totals..... | 22-35 | 3-7 | 21-33 | 2 | 22 | 24 | 20 | 68 | 3 | 11 | 4 | 7 | 160 |

TOTAL FG% 1st Half: 12-18 66.7% 2nd Half: 10-17 58.8% Game: 62.9% DEADB
3-Pt. FG% 1st Half: 2-5 40.0% 2nd Half: 1-2 50.0% Game: 42.9% REBS
F Throw % 1st Half: 2-5 40.0% 2nd Half: 19-28 67.9% Game: 63.6% 6

---

HOME TEAM: Clarksville 26-12

| ## | Player Name | TOT-FG FG-FGA | 3-PT FG-FGA | FT-FTA | REBOUNDS OF | DE | TOT | PF | TP | A | TO | BLK | S | MIN |
|---|---|---|---|---|---|---|---|---|---|---|---|---|---|---|
| 03 | Williams, Daijon.... * | 9-24 | 8-18 | 8-9 | 2 | 1 | 3 | 4 | 34 | 2 | 3 | 0 | 1 | 32 |
| 04 | Holmes, Eric..... * | 2-6 | 0-0 | 0-0 | 3 | 6 | 9 | 4 | 4 | 3 | 2 | 0 | 0 | 29 |
| 05 | Knott, Chase..... * | 2-4 | 1-2 | 2-2 | 4 | 1 | 5 | 5 | 7 | 3 | 3 | 0 | 3 | 30 |
| 14 | Young Drake..... * | 2-9 | 1-5 | 2-4 | 1 | 1 | 2 | 5 | 7 | 1 | 3 | 0 | 1 | 28 |
| 15 | Hightower, Anthony.. * | 2-7 | 1-3 | 1-2 | 1 | 3 | 4 | 5 | 6 | 0 | 2 | 0 | 0 | 24 |
| 02 | Webb, Jeff..... | 0-0 | 0-0 | 0-0 | 0 | 0 | 0 | 1 | 0 | 0 | 0 | 0 | 0 | 1 |
| 21 | Alberstadt, Grant... | 0-0 | 0-0 | 0-0 | 0 | 0 | 0 | 0 | 0 | 0 | 0 | 0 | 0 | 1 |
| 22 | Guerra, Lawrenz..... | 0-0 | 0-0 | 0-0 | 0 | 0 | 0 | 0 | 0 | 0 | 0 | 0 | 0 | 1 |
| 30 | Majors, Tevin..... | 2-4 | 0-0 | 0-0 | 3 | 2 | 5 | 2 | 4 | 0 | 0 | 0 | 0 | 14 |
| | TEAM..... | | | | 1 | 3 | 4 | | | | | | | |
| | Totals..... | 19-54 | 11-28 | 13-17 | 15 | 17 | 32 | 26 | 62 | 9 | 13 | 0 | 5 | 160 |

TOTAL FG% 1st Half: 8-25 32.0% 2nd Half: 11-29 37.9% Game: 35.2% DEADB
3-Pt. FG% 1st Half: 4-9 44.4% 2nd Half: 7-19 36.8% Game: 39.3% REBS
F Throw % 1st Half: 1-4 25.0% 2nd Half: 12-13 92.3% Game: 76.5% 2

---

Officials: Barry Mapp, Kenneth Beard, Cory Massey
Technical fouls: Memphis Central-Gillespie, Antonio. Clarksville-None.
Attendance:

| Score by Periods | 1st | 2nd | 3rd | 4th | | Total |
|---|---|---|---|---|---|---|
| Memphis Central..... | 13 | 15 | 17 | 23 | - | 68 |
| Clarksville..... | 10 | 11 | 18 | 23 | - | 62 |

Play-by-Play
Memphis Central vs Clarksville
03/16/12 1:30 p.m. at Murphy Center, Murfreesboro, Tenn.

1st PERIOD Play-by-Play (Page 1)

| HOME TEAM: Clarksville | TIME | SCORE | MAR | VISITORS: Memphis Central |
|---|---|---|---|---|
| MISSED JUMPER by Hightower, Anthony | 07:35 | | | REBOUND (DEF) by Applewhite II, Andre |
| STEAL by Young Drake | 07:31 | | | TURNOVR by Applewhite II, Andre |
| TURNOVR by Young Drake | 07:25 | | | |
| | 07:24 | | | STEAL by Applewhite II, Andre |
| REBOUND (DEF) by Holmes, Eric | 07:20 | | | MISSED 3 PTR by Johnson, Myron |
| MISSED LAYUP by Holmes, Eric | 07:11 | | | BLOCK by Sorrell, D'airrius |
| | 07:09 | | | REBOUND (DEF) by Sorrell, D'airrius |
| REBOUND (DEF) by Holmes, Eric | 06:47 | | | MISSED 3 PTR by Jones, Joshua |
| GOOD! LAYUP by Young Drake [PNT] | 06:33 | 2-0 | H 2 | |
| ASSIST by Knott, Chase | 06:29 | | | |
| | 06:06 | 2-2 | T 1 | GOOD! JUMPER by Applewhite II, Andre [PNT] |
| TURNOVR by Williams, Daijon | 05:47 | | | |
| | 05:35 | 2-4 | V 2 | GOOD! LAYUP by Applewhite II, Andre [PNT] |
| | 05:03 | | | FOUL by Herron, Frank (P1T1) |
| MISSED 3 PTR by Williams, Daijon | 04:52 | | | REBOUND (DEF) by Applewhite II, Andre |
| | 04:45 | 2-6 | V 4 | GOOD! LAYUP by Johnson, Myron [PNT] |
| MISSED JUMPER by Holmes, Eric | 04:26 | | | BLOCK by Herron, Frank |
| | 04:24 | | | REBOUND (DEF) by Sorrell, D'airrius |
| STEAL by Knott, Chase | 04:21 | | | TURNOVR by Sorrell, D'airrius |
| | 04:21 | | | FOUL by Sorrell, D'airrius (P1T2) |
| GOOD! 3 PTR by Williams, Daijon | 04:14 | 5-6 | V 1 | |
| ASSIST by Knott, Chase | 04:14 | | | |
| | 03:44 | | | MISSED JUMPER by Sorrell, D'airrius |
| REBOUND (DEF) by Holmes, Eric | 03:32 | | | |
| MISSED 3 PTR by Young Drake | 03:30 | | | REBOUND (DEF) by Applewhite II, Andre |
| | 03:27 | | | TURNOVR by Jones, Joshua |
| TURNOVR by Knott, Chase | 03:12 | | | STEAL by Applewhite II, Andre |
| | 02:48 | 5-8 | V 3 | GOOD! LAYUP by Johnson, Myron [PNT] |
| TURNOVR by Williams, Daijon | 02:32 | | | |
| | 02:31 | | | STEAL by Johnson, Myron |
| FOUL by Holmes, Eric (P1T1) | 02:27 | | | MISSED FT SHOT by Herron, Frank |
| | 02:27 | | | REBOUND (OFF) by (DEADBALL) |
| REBOUND (DEF) by Knott, Chase | 02:27 | | | MISSED FT SHOT by Herron, Frank |
| MISSED 3 PTR by Williams, Daijon | 02:19 | | | |
| REBOUND (OFF) by Hightower, Anthony | 02:19 | | | |
| | 02:18 | | | FOUL by Herron, Frank (P2T3) |
| TURNOVR by Holmes, Eric | 02:16 | | | |
| | 02:15 | | | STEAL by Applewhite II, Andre |
| | 02:07 | | | TURNOVR by Gillespie, Antonio |
| GOOD! LAYUP by Williams, Daijon [FB/PNT] | 02:02 | 7-8 | V 1 | |
| ASSIST by Holmes, Eric | 02:02 | | | |
| | 01:46 | 7-11 | V 4 | GOOD! 3 PTR by Applewhite II, Andre |
| | 01:46 | | | ASSIST by Jones, Joshua |
| GOOD! FT SHOT by Hightower, Anthony | 01:26 | 8-11 | V 3 | FOUL by Jones, Joshua (P1T4) |
| MISSED FT SHOT by Hightower, Anthony | 01:26 | | | |
| REBOUND (OFF) by Holmes, Eric | 01:26 | | | |
| | 01:26 | | | SUB IN : Gillespie, Antonio |
| | 01:26 | | | SUB OUT: Herron, Frank |
| GOOD! LAYUP by Holmes, Eric [PNT] | 01:21 | 10-11 | V 1 | |
| | 00:42 | 10-13 | V 3 | GOOD! JUMPER by Applewhite II, Andre |
| MISSED LAYUP by Young Drake | 00:00 | | | |
| REBOUND (OFF) by Knott, Chase | 00:00 | | | |

Memphis Central 13, Clarksville 10

2nd PERIOD Play-by-Play (Page 1)

| HOME TEAM: Clarksville | TIME | SCORE | MAR | VISITORS: Memphis Central |
|---|---|---|---|---|
| | 07:55 | | | SUB IN : Gillespie, Antonio |
| | 07:55 | | | SUB OUT: Herron, Frank |
| FOUL by Hightower, Anthony (P1T2) | 07:44 | | | |
| TURNOVR by Hightower, Anthony | 07:44 | | | |
| | 07:30 | 10-16 | V 6 | GOOD! 3 PTR by Applewhite II, Andre |
| MISSED JUMPER by Hightower, Anthony | 07:17 | | | REBOUND (DEF) by Sorrell, D'airrius |
| | 07:03 | 10-18 | V 8 | GOOD! JUMPER by Applewhite II, Andre |
| FOUL by Hightower, Anthony (P2T3) | 06:54 | | | |
| TURNOVR by Hightower, Anthony | 06:54 | | | |
| SUB IN : Majors, Tevin | 06:54 | | | |
| SUB OUT: Hightower, Anthony | 06:54 | | | |
| FOUL by Holmes, Eric (P2T4) | 06:45 | | | |

| | | | | |
|---|---|---|---|---|
| REBOUND (DEF) by Holmes, Eric | 06:33 | | | MISSED JUMPER by Johnson, Myron |
| | 06:30 | | | FOUL by Johnson, Myron (P1T5) |
| GOOD! 3 PTR by Williams, Daijon | 06:15 | 13-18 | V 5 | |
| ASSIST by Holmes, Eric | 06:15 | | | |
| FOUL by Young Drake (P1T5) | 06:03 | | | |
| | 05:50 | 13-20 | V 7 | GOOD! LAYUP by Sorrell, D'airrius [PNT] |
| FOUL by Knott, Chase (P1T6) | 05:50 | 13-21 | V 8 | GOOD! FT SHOT by Sorrell, D'airrius |
| MISSED 3 PTR by Young Drake | 05:33 | | | |
| REBOUND (OFF) by Majors, Tevin | 05:33 | | | |
| MISSED JUMPER by Majors, Tevin | 05:29 | | | BLOCK by Sorrell, D'airrius |
| | 05:27 | | | REBOUND (DEF) by Johnson, Myron |
| FOUL by Young Drake (P2T7) | 05:25 | 13-22 | V 9 | GOOD! FT SHOT by Johnson, Myron |
| REBOUND (DEF) by Majors, Tevin | 05:25 | | | MISSED FT SHOT by Johnson, Myron |
| TURNOVR by Young Drake | 05:15 | | | |
| | 05:14 | | | STEAL by Applewhite II, Andre |
| | 05:13 | 13-24 | V 11 | GOOD! DUNK by Applewhite II, Andre [FB/PNT] |
| MISSED 3 PTR by Williams, Daijon | 04:55 | | | |
| REBOUND (OFF) by Knott, Chase | 04:55 | | | |
| MISSED JUMPER by Knott, Chase | 04:53 | | | |
| REBOUND (OFF) by Holmes, Eric | 04:53 | | | |
| MISSED JUMPER by Holmes, Eric | 04:49 | | | |
| REBOUND (OFF) by Williams, Daijon | 04:49 | | | |
| MISSED LAYUP by Williams, Daijon | 04:46 | | | |
| REBOUND (OFF) by Majors, Tevin | 04:46 | | | |
| MISSED LAYUP by Williams, Daijon | 04:36 | | | |
| REBOUND (OFF) by Young Drake | 04:36 | | | |
| | 04:35 | | | FOUL by Sorrell, D'airrius (P2T6) |
| MISSED FT SHOT by Young Drake | 04:34 | | | |
| REBOUND (OFF) by (DEADBALL) | 04:34 | | | |
| MISSED FT SHOT by Young Drake | 04:34 | | | REBOUND (DEF) by Sorrell, D'airrius |
| | 04:15 | 13-26 | V 13 | GOOD! JUMPER by Johnson, Myron [PNT] |
| GOOD! 3 PTR by Williams, Daijon | 03:59 | 16-26 | V 10 | |
| ASSIST by Knott, Chase | 03:59 | | | |
| | 03:46 | | | TIMEOUT 30sec |
| | 03:38 | | | FOUL by Cain, Taj (P1T7) |
| | 03:38 | | | TURNOVR by Cain, Taj |
| MISSED JUMPER by Williams, Daijon | 03:22 | | | REBOUND (DEF) by Applewhite II, Andre |
| REBOUND (DEF) by Majors, Tevin | 03:09 | | | MISSED JUMPER by Applewhite II, Andre |
| GOOD! LAYUP by Majors, Tevin [PNT] | 02:53 | 18-26 | V 8 | |
| ASSIST by Holmes, Eric | 02:53 | | | |
| | 02:12 | | | TURNOVR by Johnson, Myron |
| STEAL by Knott, Chase | 02:11 | | | |
| MISSED LAYUP by Majors, Tevin | 02:06 | | | REBOUND (DEF) by (TEAM) |
| | 02:05 | | | TIMEOUT TEAM |
| | 00:55 | 18-28 | V 10 | GOOD! LAYUP by Johnson, Myron [PNT] |
| GOOD! 3 PTR by Knott, Chase | 00:39 | 21-28 | V 7 | |
| ASSIST by Williams, Daijon | 00:39 | | | |
| REBOUND (DEF) by (TEAM) | 00:03 | | | MISSED 3 PTR by Applewhite II, Andre |
| TURNOVR by Holmes, Eric | 00:00 | | | STEAL by Applewhite II, Andre |

Memphis Central 28, Clarksville 21

3rd PERIOD Play-by-Play (Page 1)

| HOME TEAM: Clarksville | TIME | SCORE | MAR | VISITORS: Memphis Central |
|---|---|---|---|---|
| | 08:00 | | | SUB IN : Gillespie, Antonio |
| | 08:00 | | | SUB OUT: Herron, Frank |
| REBOUND (DEF) by (TEAM) | 07:33 | | | MISSED JUMPER by Sorrell, D'airrius |
| MISSED LAYUP by Young Drake | 07:26 | | | REBOUND (DEF) by Applewhite II, Andre |
| REBOUND (DEF) by Hightower, Anthony | 07:20 | | | MISSED JUMPER by Gillespie, Antonio |
| GOOD! JUMPER by Hightower, Anthony [PNT] | 07:08 | 23-28 | V 5 | |
| FOUL by Knott, Chase (P2T1) | 06:50 | | | |
| REBOUND (DEF) by Williams, Daijon | 06:50 | | | MISSED JUMPER by Applewhite II, Andre |
| | 06:50 | | | SUB IN : Herron, Frank |
| | 06:50 | | | SUB OUT: Gillespie, Antonio |
| MISSED 3 PTR by Williams, Daijon | 06:45 | | | |
| REBOUND (OFF) by Holmes, Eric | 06:45 | | | |
| | 06:43 | | | FOUL by Jones, Joshua (P2T1) |
| GOOD! 3 PTR by Hightower, Anthony | 06:42 | 26-28 | V 2 | |
| ASSIST by Young Drake | 06:42 | | | |
| FOUL by Holmes, Eric (P3T2) | 06:27 | | | MISSED FT SHOT by Applewhite II, Andre |
| | 06:27 | | | REBOUND (OFF) by (DEADBALL) |
| REBOUND (DEF) by Hightower, Anthony | 06:27 | | | MISSED FT SHOT by Applewhite II, Andre |
| MISSED JUMPER by Holmes, Eric | 05:53 | | | REBOUND (DEF) by Applewhite II, Andre |
| REBOUND (DEF) by Young Drake | 05:42 | | | MISSED 3 PTR by Johnson, Myron |
| GOOD! 3 PTR by Williams, Daijon | 05:30 | 29-28 | H 1 | |
| | 05:18 | 29-30 | V 1 | GOOD! LAYUP by Jones, Joshua [PNT] |
| TURNOVR by Young Drake | 05:06 | | | |
| | 05:04 | | | STEAL by Applewhite II, Andre |

| | | | | |
|---|---|---|---|---|
| FOUL by Knott, Chase (P3T3) | 05:03 | 29-31 | V 2 | GOOD! FT SHOT by Applewhite II, Andre |
| | 05:03 | 29-32 | V 3 | GOOD! FT SHOT by Applewhite II, Andre |
| | 05:03 | | | FOUL by Jones, Joshua (P3T2) |
| | 05:00 | | | FOUL by Johnson, Myron (P2T3) |
| | 05:00 | | | FOUL by Johnson, Myron (P3T4) |
| FOUL by Williams, Daijon (P1T4) | 04:58 | | | |
| TURNOVR by Williams, Daijon | 04:58 | | | |
| TIMEOUT 30sec | 04:58 | | | |
| SUB IN : Majors, Tevin | 04:58 | | | SUB IN : Gillespie, Antonio |
| SUB OUT: Williams, Daijon | 04:58 | | | SUB OUT: Johnson, Myron |
| REBOUND (DEF) by (TEAM) | 04:52 | | | MISSED JUMPER by Applewhite II, Andre |
| SUB IN : Williams, Daijon | 04:51 | | | SUB IN : Johnson, Myron |
| SUB OUT: Majors, Tevin | 04:51 | | | SUB OUT: Applewhite II, Andre |
| MISSED 3 PTR by Williams, Daijon | 04:26 | | | |
| REBOUND (OFF) by Knott, Chase | 04:26 | | | |
| GOOD! LAYUP by Knott, Chase [PNT] | 04:23 | 31-32 | V 1 | |
| | 04:00 | 31-34 | V 3 | GOOD! JUMPER by Sorrell, D'airrius |
| GOOD! LAYUP by Holmes, Eric [PNT] | 03:45 | 33-34 | V 1 | |
| ASSIST by Williams, Daijon | 03:45 | | | |
| | 03:23 | 33-36 | V 3 | GOOD! JUMPER by Jones, Joshua [PNT] |
| FOUL by Knott, Chase (P4T5) | 03:23 | 33-37 | V 4 | GOOD! FT SHOT by Jones, Joshua |
| | 03:23 | | | SUB IN : Applewhite II, Andre |
| | 03:23 | | | SUB OUT: Gillespie, Antonio |
| | 02:47 | | | FOUL by Johnson, Myron (P4T5) |
| | 02:47 | | | SUB IN : Gillespie, Antonio |
| | 02:47 | | | SUB OUT: Johnson, Myron |
| | 02:44 | | | FOUL by Jones, Joshua (P4T6) |
| MISSED JUMPER by Young Drake | 02:42 | | | REBOUND (DEF) by Gillespie, Antonio |
| FOUL by Holmes, Eric (P4T6) | 02:38 | | | |
| | 02:38 | | | SUB IN : Thomas, Deddrick |
| | 02:38 | | | SUB OUT: Jones, Joshua |
| FOUL by Young Drake (P3T7) | 02:33 | 33-38 | V 5 | GOOD! FT SHOT by Applewhite II, Andre |
| | 02:33 | 33-39 | V 6 | GOOD! FT SHOT by Applewhite II, Andre |
| SUB IN : Majors, Tevin | 02:33 | | | |
| SUB OUT: Holmes, Eric | 02:33 | | | |
| GOOD! FT SHOT by Williams, Daijon | 02:22 | 34-39 | V 5 | FOUL by Thomas, Deddrick (P1T7) |
| TURNOVR by Knott, Chase | 02:22 | | | |
| FOUL by Young Drake (P4T8) | 02:09 | 34-40 | V 6 | GOOD! FT SHOT by Applewhite II, Andre |
| | 02:09 | 34-41 | V 7 | GOOD! FT SHOT by Applewhite II, Andre |
| MISSED JUMPER by Hightower, Anthony | 01:51 | | | |
| REBOUND (OFF) by Williams, Daijon | 01:51 | | | |
| MISSED JUMPER by Williams, Daijon | 01:50 | | | REBOUND (DEF) by Applewhite II, Andre |
| | 01:48 | | | TURNOVR by Applewhite II, Andre |
| MISSED 3 PTR by Williams, Daijon | 01:37 | | | REBOUND (DEF) by Gillespie, Antonio |
| | 01:35 | | | TURNOVR by Gillespie, Antonio |
| STEAL by Williams, Daijon | 01:34 | | | |
| | 01:30 | | | FOUL TECHNCL by Gillespie, Antonio |
| GOOD! FT SHOT by Williams, Daijon | 01:30 | 35-41 | V 6 | FOUL by Gillespie, Antonio (P1T8) |
| GOOD! FT SHOT by Williams, Daijon | 01:30 | 36-41 | V 5 | |
| GOOD! 3 PTR by Young Drake | 01:16 | 39-41 | V 2 | |
| | 01:16 | | | ASSIST by Applewhite II, Andre |
| | 01:04 | 39-43 | V 4 | GOOD! JUMPER by Applewhite II, Andre |
| MISSED 3 PTR by Williams, Daijon | 00:47 | | | |
| | 00:33 | | | REBOUND (DEF) by Applewhite II, Andre |
| | 00:16 | 39-45 | V 6 | GOOD! JUMPER by Gillespie, Antonio |
| MISSED 3 PTR by Young Drake | 00:00 | | | |
| REBOUND (OFF) by (TEAM) | 00:00 | | | |

Memphis Central 45, Clarksville 39

4th PERIOD Play-by-Play (Page 1)

| HOME TEAM: Clarksville | TIME | SCORE | MAR | VISITORS: Memphis Central |
|---|---|---|---|---|
| MISSED 3 PTR by Knott, Chase | 08:00 | | | REBOUND (DEF) by Jones, Joshua |
| | 06:55 | | | TURNOVR by Applewhite II, Andre |
| | 06:55 | | | SUB IN : Gillespie, Antonio |
| | 06:55 | | | SUB OUT: Johnson, Myron |
| MISSED 3 PTR by Young Drake | 06:38 | | | REBOUND (DEF) by Sorrell, D'airrius |
| | 06:20 | | | MISSED LAYUP by Gillespie, Antonio |
| | 06:20 | | | REBOUND (OFF) by Herron, Frank |
| | 06:16 | 39-47 | V 8 | GOOD! LAYUP by Herron, Frank [PNT] |
| GOOD! FT SHOT by Young Drake | 05:44 | 40-47 | V 7 | FOUL by Gillespie, Antonio (P2T9) |
| GOOD! FT SHOT by Young Drake | 05:44 | 41-47 | V 6 | |
| TIMEOUT 30sec | 05:43 | | | |
| | 05:30 | 41-50 | V 9 | GOOD! 3 PTR by Sorrell, D'airrius |
| | 05:30 | | | ASSIST by Jones, Joshua |
| MISSED 3 PTR by Hightower, Anthony | 04:56 | | | REBOUND (DEF) by Applewhite II, Andre |
| FOUL by Young Drake (P5T9) | 04:30 | 41-51 | V 10 | GOOD! FT SHOT by Jones, Joshua |
| REBOUND (DEF) by Holmes, Eric | 04:30 | | | MISSED FT SHOT by Jones, Joshua |

| | | | | |
|---|---|---|---|---|
| SUB IN : Majors, Tevin | 04:30 | | | SUB IN : Johnson, Myron |
| SUB OUT: Young Drake | 04:30 | | | SUB OUT: Gillespie, Antonio |
| GOOD! 3 PTR by Williams, Daijon | 04:19 | 44-51 | V 7 | |
| TIMEOUT TEAM | 04:14 | | | |
| FOUL by Majors, Tevin (P1T10) | 04:08 | 44-52 | V 8 | GOOD! FT SHOT by Applewhite II, Andre |
| | 04:08 | 44-53 | V 9 | GOOD! FT SHOT by Applewhite II, Andre |
| | 04:08 | | | SUB IN : Cain, Taj |
| | 04:08 | | | SUB IN : Gillespie, Antonio |
| | 04:08 | | | SUB OUT: Johnson, Myron |
| | 04:08 | | | SUB OUT: Herron, Frank |
| MISSED FT SHOT by Williams, Daijon | 04:00 | | | FOUL by Applewhite II, Andre (P1T10) |
| REBOUND (OFF) by (DEADBALL) | 04:00 | | | |
| | 04:00 | | | SUB IN : Herron, Frank |
| | 04:00 | | | SUB OUT: Gillespie, Antonio |
| GOOD! FT SHOT by Williams, Daijon | 03:58 | 45-53 | V 8 | |
| SUB IN : Alberstadt, Grant | 03:58 | | | SUB IN : Johnson, Myron |
| SUB OUT: Knott, Chase | 03:58 | | | SUB IN : Gillespie, Antonio |
| | 03:58 | | | SUB OUT: Herron, Frank |
| | 03:58 | | | SUB OUT: Cain, Taj |
| | 03:47 | | | TURNOVR by Gillespie, Antonio |
| SUB IN : Knott, Chase | 03:47 | | | |
| SUB OUT: Alberstadt, Grant | 03:47 | | | |
| MISSED 3 PTR by Williams, Daijon | 03:41 | | | |
| REBOUND (OFF) by Knott, Chase | 03:41 | | | |
| GOOD! FT SHOT by Knott, Chase | 03:40 | 46-53 | V 7 | FOUL by Herron, Frank (P3T11) |
| GOOD! FT SHOT by Knott, Chase | 03:40 | 47-53 | V 6 | |
| SUB IN : Alberstadt, Grant | 03:40 | | | |
| SUB OUT: Knott, Chase | 03:40 | | | |
| FOUL by Williams, Daijon (P2T11) | 03:33 | | | MISSED FT SHOT by Johnson, Myron |
| | 03:33 | | | REBOUND (OFF) by (DEADBALL) |
| | 03:33 | 47-54 | V 7 | GOOD! FT SHOT by Johnson, Myron |
| SUB IN : Knott, Chase | 03:33 | | | |
| SUB OUT: Alberstadt, Grant | 03:33 | | | |
| | 03:32 | | | TIMEOUT TEAM |
| | 03:24 | | | SUB IN : Herron, Frank |
| | 03:24 | | | SUB OUT: Johnson, Myron |
| MISSED 3 PTR by Hightower, Anthony | 03:17 | | | REBOUND (DEF) by Applewhite II, Andre |
| | 03:00 | | | MISSED JUMPER by Gillespie, Antonio |
| | 03:00 | | | REBOUND (OFF) by Sorrell, D'airrius |
| | 02:59 | 47-56 | V 9 | GOOD! JUMPER by Sorrell, D'airrius |
| GOOD! 3 PTR by Williams, Daijon | 02:44 | 50-56 | V 6 | |
| SUB IN : Alberstadt, Grant | 02:43 | | | |
| SUB OUT: Williams, Daijon | 02:43 | | | |
| | 02:31 | 50-58 | V 8 | GOOD! LAYUP by Johnson, Myron [PNT] |
| FOUL by Hightower, Anthony (P3T12) | 02:31 | 50-59 | V 9 | GOOD! FT SHOT by Johnson, Myron |
| SUB IN : Williams, Daijon | 02:31 | | | SUB IN : Johnson, Myron |
| SUB OUT: Alberstadt, Grant | 02:31 | | | SUB OUT: Applewhite II, Andre |
| SUB OUT: Knott, Chase | 02:31 | | | |
| MISSED JUMPER by Williams, Daijon | 02:21 | | | BLOCK by Herron, Frank |
| | 02:20 | | | REBOUND (DEF) by Jones, Joshua |
| FOUL by Williams, Daijon (P3T13) | 02:06 | | | MISSED FT SHOT by Jones, Joshua |
| | 02:06 | | | REBOUND (OFF) by (DEADBALL) |
| | 02:06 | 50-60 | V 10 | GOOD! FT SHOT by Jones, Joshua |
| GOOD! 3 PTR by Williams, Daijon | 02:00 | 53-60 | V 7 | |
| TIMEOUT TEAM | 01:59 | | | |
| SUB IN : Alberstadt, Grant | 01:59 | | | SUB IN : Applewhite II, Andre |
| | 01:59 | | | SUB OUT: Herron, Frank |
| FOUL by Hightower, Anthony (P4T14) | 01:48 | 53-61 | V 8 | GOOD! FT SHOT by Applewhite II, Andre |
| REBOUND (DEF) by Hightower, Anthony | 01:48 | | | MISSED FT SHOT by Applewhite II, Andre |
| SUB IN : Knott, Chase | 01:48 | | | SUB IN : Herron, Frank |
| SUB OUT: Alberstadt, Grant | 01:48 | | | SUB OUT: Johnson, Myron |
| GOOD! FT SHOT by Williams, Daijon | 01:39 | 54-61 | V 7 | FOUL by Gillespie, Antonio (P3T12) |
| GOOD! FT SHOT by Williams, Daijon | 01:39 | 55-61 | V 6 | |
| SUB IN : Alberstadt, Grant | 01:39 | | | SUB IN : Johnson, Myron |
| SUB OUT: Knott, Chase | 01:39 | | | SUB OUT: Herron, Frank |
| FOUL by Williams, Daijon (P4T15) | 01:21 | | | MISSED FT SHOT by Johnson, Myron |
| | 01:21 | | | REBOUND (OFF) by (DEADBALL) |
| | 01:21 | 55-62 | V 7 | GOOD! FT SHOT by Johnson, Myron |
| SUB IN : Knott, Chase | 01:21 | | | SUB IN : Herron, Frank |
| SUB OUT: Alberstadt, Grant | 01:21 | | | SUB OUT: Johnson, Myron |
| GOOD! 3 PTR by Williams, Daijon | 01:15 | 58-62 | V 4 | |
| | 00:57 | | | TURNOVR by Applewhite II, Andre |
| STEAL by Knott, Chase | 00:56 | | | |
| GOOD! FT SHOT by Williams, Daijon | 00:52 | 59-62 | V 3 | FOUL by Applewhite II, Andre (P2T13) |
| GOOD! FT SHOT by Williams, Daijon | 00:52 | 60-62 | V 2 | |
| SUB IN : Alberstadt, Grant | 00:52 | | | SUB IN : Johnson, Myron |
| SUB OUT: Knott, Chase | 00:52 | | | SUB OUT: Herron, Frank |
| FOUL by Hightower, Anthony (P5T16) | 00:49 | | | MISSED FT SHOT by Gillespie, Antonio |
| | 00:49 | | | REBOUND (OFF) by (DEADBALL) |
| | 00:49 | 60-63 | V 3 | GOOD! FT SHOT by Gillespie, Antonio |
| SUB IN : Knott, Chase | 00:49 | | | |

| | | | | |
|---|---|---|---|---|
| SUB OUT: Hightower, Anthony | 00:49 | | | |
| TIMEOUT TEAM | 00:48 | | | |
| SUB IN : Guerra, Lawrenz | 00:48 | | | |
| SUB IN : Webb, Jeff | 00:48 | | | |
| SUB OUT: Alberstadt, Grant | 00:48 | | | |
| SUB OUT: Majors, Tevin | 00:48 | | | |
| FOUL by Knott, Chase (P5T17) | 00:36 | | | |
| TURNOVR by Knott, Chase | 00:36 | | | |
| FOUL by Webb, Jeff (P1T18) | 00:36 | 60-64 | V 4 | GOOD! FT SHOT by Johnson, Myron |
| REBOUND (DEF) by Holmes, Eric | 00:36 | | | MISSED FT SHOT by Johnson, Myron |
| SUB IN : Majors, Tevin | 00:36 | | | |
| SUB OUT: Knott, Chase | 00:36 | | | |
| MISSED 3 PTR by Williams, Daijon | 00:21 | | | REBOUND (DEF) by Gillespie, Antonio |
| FOUL by Majors, Tevin (P2T19) | 00:16 | 60-65 | V 5 | GOOD! FT SHOT by Applewhite II, Andre |
| | 00:16 | 60-66 | V 6 | GOOD! FT SHOT by Applewhite II, Andre |
| MISSED 3 PTR by Williams, Daijon | 00:07 | | | |
| REBOUND (OFF) by Majors, Tevin | 00:07 | | | |
| GOOD! JUMPER by Majors, Tevin [PNT] | 00:03 | 62-66 | V 4 | |
| | 00:00 | 62-68 | V 6 | GOOD! DUNK by Jones, Joshua [PNT] |

Memphis Central 68, Clarksville 62

Official Basketball Box Score -- 1st Half
Memphis Central vs Clarksville
03/16/12 1:30 p.m. at Murphy Center, Murfreesboro, Tenn.

---

VISITORS: Memphis Central 20-9

| ## | Player Name | TOT-FG FG-FGA | 3-PT FG-FGA | FT-FTA | REBOUNDS OF | DE | TOT | PF | TP | A | TO | BLK | S | MIN |
|---|---|---|---|---|---|---|---|---|---|---|---|---|---|---|
| 03 | Applewhite II, Andre * | 7-9 | 2-3 | 0-0 | 0 | 4 | 4 | 0 | 16 | 0 | 1 | 0 | 5 | 16 |
| 05 | Johnson, Myron..... * | 4-6 | 0-1 | 1-2 | 0 | 1 | 1 | 1 | 9 | 0 | 1 | 0 | 1 | 16 |
| 11 | Jones, Joshua..... * | 0-1 | 0-1 | 0-0 | 0 | 0 | 0 | 1 | 0 | 1 | 1 | 0 | 0 | 16 |
| 22 | Sorrell, D'airrius.. * | 1-2 | 0-0 | 1-1 | 0 | 4 | 4 | 2 | 3 | 0 | 1 | 2 | 0 | 16 |
| 32 | Herron, Frank..... * | 0-0 | 0-0 | 0-2 | 0 | 0 | 0 | 2 | 0 | 0 | 0 | 1 | 0 | 7 |
| 10 | Gillespie, Antonio.. | 0-0 | 0-0 | 0-0 | 0 | 0 | 0 | 0 | 0 | 0 | 1 | 0 | 0 | 9 |
| 21 | Cain, Taj..... | 0-0 | 0-0 | 0-0 | 0 | 0 | 0 | 1 | 0 | 0 | 1 | 0 | 0 | 0 |
| 25 | Thomas, Deddrick.... | 0-0 | 0-0 | 0-0 | 0 | 0 | 0 | 0 | 0 | 0 | 0 | 0 | 0 | 0 |
| | TEAM..... | | | | | 1 | 1 | | | | | | | |
| | Totals..... | 12-18 | 2-5 | 2-5 | 0 | 10 | 10 | 7 | 28 | 1 | 6 | 3 | 6 | 80 |

TOTAL FG% 1st Half: 12-18 66.7%
3-Pt. FG% 1st Half: 2-5 40.0%
F Throw % 1st Half: 2-5 40.0%

---

HOME TEAM: Clarksville 26-12

| ## | Player Name | TOT-FG FG-FGA | 3-PT FG-FGA | FT-FTA | REBOUNDS OF | DE | TOT | PF | TP | A | TO | BLK | S | MIN |
|---|---|---|---|---|---|---|---|---|---|---|---|---|---|---|
| 03 | Williams, Daijon.... * | 4-10 | 3-6 | 0-0 | 1 | 0 | 1 | 0 | 11 | 1 | 2 | 0 | 0 | 16 |
| 04 | Holmes, Eric..... * | 1-4 | 0-0 | 0-0 | 2 | 4 | 6 | 2 | 2 | 3 | 2 | 0 | 0 | 16 |
| 05 | Knott, Chase..... * | 1-2 | 1-1 | 0-0 | 2 | 1 | 3 | 1 | 3 | 3 | 1 | 0 | 2 | 16 |
| 14 | Young Drake..... * | 1-4 | 0-2 | 0-2 | 1 | 0 | 1 | 2 | 2 | 0 | 2 | 0 | 1 | 16 |
| 15 | Hightower, Anthony.. * | 0-2 | 0-0 | 1-2 | 1 | 0 | 1 | 2 | 1 | 0 | 2 | 0 | 0 | 9 |
| 02 | Webb, Jeff..... | 0-0 | 0-0 | 0-0 | 0 | 0 | 0 | 0 | 0 | 0 | 0 | 0 | 0 | 0 |
| 21 | Alberstadt, Grant... | 0-0 | 0-0 | 0-0 | 0 | 0 | 0 | 0 | 0 | 0 | 0 | 0 | 0 | 0 |
| 22 | Guerra, Lawrenz..... | 0-0 | 0-0 | 0-0 | 0 | 0 | 0 | 0 | 0 | 0 | 0 | 0 | 0 | 0 |
| 30 | Majors, Tevin..... | 1-3 | 0-0 | 0-0 | 2 | 2 | 4 | 0 | 2 | 0 | 0 | 0 | 0 | 7 |
| | TEAM..... | | | | | 1 | 1 | | | | | | | |
| | Totals..... | 8-25 | 4-9 | 1-4 | 9 | 8 | 17 | 7 | 21 | 7 | 9 | 0 | 3 | 80 |

TOTAL FG% 1st Half: 8-25 32.0%
3-Pt. FG% 1st Half: 4-9 44.4%
F Throw % 1st Half: 1-4 25.0%

---

Officials: Barry Mapp, Kenneth Beard, Cory Massey
Technical fouls: Memphis Central-None. Clarksville-None.
Attendance:

| Score by Periods | 1st | 2nd |
|---|---|---|
| Memphis Central..... | 13 | 15 |
| Clarksville..... | 10 | 11 |

Official Basketball Box Score -- 2nd Half
Memphis Central vs Clarksville
03/16/12 1:30 p.m. at Murphy Center, Murfreesboro, Tenn.

---

VISITORS: Memphis Central 20-9

| ## | Player Name | TOT-FG FG-FGA | 3-PT FG-FGA | FT-FTA | REBOUNDS OF | DE | TOT | PF | TP | A | TO | BLK | S | MIN |
|---|---|---|---|---|---|---|---|---|---|---|---|---|---|---|
| 03 | Applewhite II, Andre * | 1-3 | 0-0 | 11-14 | 0 | 6 | 6 | 2 | 13 | 1 | 3 | 0 | 1 | 13 |
| 05 | Johnson, Myron..... * | 1-2 | 0-1 | 4-7 | 0 | 0 | 0 | 3 | 6 | 0 | 0 | 0 | 0 | 9 |
| 11 | Jones, Joshua..... * | 3-3 | 0-0 | 3-5 | 0 | 2 | 2 | 3 | 9 | 1 | 0 | 0 | 0 | 13 |
| 22 | Sorrell, D'airrius.. * | 3-4 | 1-1 | 0-0 | 1 | 1 | 2 | 0 | 7 | 0 | 0 | 0 | 0 | 16 |
| 32 | Herron, Frank..... * | 1-1 | 0-0 | 0-0 | 1 | 0 | 1 | 1 | 2 | 0 | 0 | 1 | 0 | 13 |
| 10 | Gillespie, Antonio.. | 1-4 | 0-0 | 1-2 | 0 | 3 | 3 | 3 | 3 | 0 | 2 | 0 | 0 | 13 |
| 21 | Cain, Taj..... | 0-0 | 0-0 | 0-0 | 0 | 0 | 0 | 0 | 0 | 0 | 0 | 0 | 0 | 0+ |
| 25 | Thomas, Deddrick.... | 0-0 | 0-0 | 0-0 | 0 | 0 | 0 | 1 | 0 | 0 | 0 | 0 | 0 | 3 |
| | TEAM..... | | | | 1 | 2 | 3 | | | | | | | |
| | Totals..... | 10-17 | 1-2 | 19-28 | 2 | 12 | 14 | 13 | 40 | 2 | 5 | 1 | 1 | 80 |

TOTAL FG% 1st Half: 12-18 66.7% 2nd Half: 10-17 58.8% Game: 62.9%
3-Pt. FG% 1st Half: 2-5 40.0% 2nd Half: 1-2 50.0% Game: 42.9%
F Throw % 1st Half: 2-5 40.0% 2nd Half: 19-28 67.9% Game: 63.6%

---

HOME TEAM: Clarksville 26-12

| ## | Player Name | TOT-FG FG-FGA | 3-PT FG-FGA | FT-FTA | REBOUNDS OF | DE | TOT | PF | TP | A | TO | BLK | S | MIN |
|---|---|---|---|---|---|---|---|---|---|---|---|---|---|---|
| 03 | Williams, Daijon.... * | 5-14 | 5-12 | 8-9 | 1 | 1 | 2 | 4 | 23 | 1 | 1 | 0 | 1 | 16 |
| 04 | Holmes, Eric..... * | 1-2 | 0-0 | 0-0 | 1 | 2 | 3 | 2 | 2 | 0 | 0 | 0 | 0 | 13 |
| 05 | Knott, Chase..... * | 1-2 | 0-1 | 2-2 | 2 | 0 | 2 | 4 | 4 | 0 | 2 | 0 | 1 | 14 |
| 14 | Young Drake..... * | 1-5 | 1-3 | 2-2 | 0 | 1 | 1 | 3 | 5 | 1 | 1 | 0 | 0 | 12 |
| 15 | Hightower, Anthony.. * | 2-5 | 1-3 | 0-0 | 0 | 3 | 3 | 3 | 5 | 0 | 0 | 0 | 0 | 15 |
| 02 | Webb, Jeff..... | 0-0 | 0-0 | 0-0 | 0 | 0 | 0 | 1 | 0 | 0 | 0 | 0 | 0 | 1 |
| 21 | Alberstadt, Grant... | 0-0 | 0-0 | 0-0 | 0 | 0 | 0 | 0 | 0 | 0 | 0 | 0 | 0 | 1 |
| 22 | Guerra, Lawrenz..... | 0-0 | 0-0 | 0-0 | 0 | 0 | 0 | 0 | 0 | 0 | 0 | 0 | 0 | 1 |
| 30 | Majors, Tevin..... | 1-1 | 0-0 | 0-0 | 1 | 0 | 1 | 2 | 2 | 0 | 0 | 0 | 0 | 7 |
| | TEAM..... | | | | 1 | 2 | 3 | | | | | | | |
| | Totals..... | 11-29 | 7-19 | 12-13 | 6 | 9 | 15 | 19 | 41 | 2 | 4 | 0 | 2 | 80 |

TOTAL FG% 1st Half: 8-25 32.0% 2nd Half: 11-29 37.9% Game: 35.2%
3-Pt. FG% 1st Half: 4-9 44.4% 2nd Half: 7-19 36.8% Game: 39.3%
F Throw % 1st Half: 1-4 25.0% 2nd Half: 12-13 92.3% Game: 76.5%

---

Officials: Barry Mapp, Kenneth Beard, Cory Massey
Technical fouls: Memphis Central-Gillespie, Antonio. Clarksville-None.
Attendance:

| Score by Periods | 1st | 2nd | 3rd | 4th |
|---|---|---|---|---|
| Memphis Central..... | 13 | 15 | 17 | 23 |
| Clarksville..... | 10 | 11 | 18 | 23 |

# 2011 Class AAA State Boys' Basketball Tournament

## March 16 - March 19, 2011 · Murphy Center - MTSU - Murfreesboro, TN

**Game 1**
Thu. Mar. 17 1:30 PM

| | |
|---|---|
| Craigmont (30-5) | 69 |
| Knoxville West (27-5) | 64 |

**Game 2**
Thu. Mar. 17 3:15 PM

| | |
|---|---|
| White Station (29-6) | 61 |
| Clarksville (25-8) | 57 |

**Game 3**
Thu. Mar. 17 5:00 PM

| | |
|---|---|
| Bearden (33-2) | 76 |
| McMinn Co. (24-10) | 48 |

**Game 4**
Thu. Mar. 17 6:45 PM

| | |
|---|---|
| Siegel (33-2) | 54 |
| West Creek (28-6) | 48 |

**Game 5**
Fri. Mar. 18 5:00 PM

| | |
|---|---|
| Craigmont | 51 |
| White Station | 47 |

**Game 6**
Fri. Mar. 18 6:45 PM

| | |
|---|---|
| Bearden | 68 |
| Siegel | 58 |

**Game 7**
Sat. Mar. 19 6:00 PM

| | |
|---|---|
| Craigmont | 61 |
| Bearden | 55 |

**Craigmont**
STATE CHAMPION

Official Basketball Box Score
Clarksville vs White Station
03/17/11 3:15 PM at Murphy Center (Murfreesboro, TN)

---

VISITORS: Clarksville 25-9

| ## | Player Name | | TOT-FG FG-FGA | 3-PT FG-FGA | FT-FTA | REBOUNDS OF | DE | TOT | PF | TP | A | TO | BLK | S | MIN |
|---|---|---|---|---|---|---|---|---|---|---|---|---|---|---|---|
| 03 | Williams, Daijon.... | * | 5-12 | 3-6 | 2-2 | 0 | 1 | 1 | 4 | 15 | 3 | 1 | 0 | 0 | 32 |
| 10 | Webb, Robin..... | * | 1-2 | 1-2 | 0-0 | 0 | 0 | 0 | 4 | 3 | 1 | 0 | 0 | 0 | 25 |
| 14 | Young, Drake..... | * | 1-4 | 1-2 | 2-2 | 0 | 3 | 3 | 1 | 5 | 2 | 1 | 0 | 2 | 32 |
| 15 | Hightower, Anthony.. | * | 3-4 | 0-0 | 1-2 | 1 | 0 | 1 | 2 | 7 | 1 | 2 | 0 | 1 | 24 |
| 22 | Burney, Montey..... | * | 9-16 | 3-6 | 5-8 | 5 | 5 | 10 | 4 | 26 | 4 | 2 | 3 | 1 | 32 |
| 02 | Neikov, Alex..... | | 0-1 | 0-0 | 0-0 | 0 | 0 | 0 | 0 | 0 | 0 | 0 | 0 | 0 | 0+ |
| 05 | Knott, Chase..... | | 0-0 | 0-0 | 0-0 | 1 | 0 | 1 | 4 | 0 | 0 | 1 | 0 | 0 | 7 |
| 30 | Majors, Tevin..... | | 0-0 | 0-0 | 1-2 | 0 | 0 | 0 | 0 | 1 | 0 | 0 | 0 | 0 | 2 |
| 34 | Gloston, Bijan..... | | 0-0 | 0-0 | 0-2 | 0 | 1 | 1 | 1 | 0 | 1 | 0 | 0 | 0 | 6 |
| | TEAM..... | | | | | 1 | 2 | 3 | | | | | | | |
| | Totals..... | | 19-39 | 8-16 | 11-18 | 8 | 12 | 20 | 20 | 57 | 12 | 7 | 3 | 4 | 160 |

TOTAL FG% 1st Half: 14-25 56.0% 2nd Half: 5-14 35.7% Game: 48.7% DEADB
3-Pt. FG% 1st Half: 6-10 60.0% 2nd Half: 2-6 33.3% Game: 50.0% REBS
F Throw % 1st Half: 1-6 16.7% 2nd Half: 10-12 83.3% Game: 61.1% 4

---

HOME TEAM: White Station 30-6

| ## | Player Name | | TOT-FG FG-FGA | 3-PT FG-FGA | FT-FTA | REBOUNDS OF | DE | TOT | PF | TP | A | TO | BLK | S | MIN |
|---|---|---|---|---|---|---|---|---|---|---|---|---|---|---|---|
| 10 | Roby, Davell..... | * | 0-1 | 0-1 | 0-0 | 1 | 1 | 2 | 2 | 0 | 0 | 0 | 0 | 0 | 10 |
| 20 | Hollins, Andre..... | * | 9-18 | 3-5 | 7-8 | 2 | 4 | 6 | 3 | 28 | 2 | 2 | 0 | 1 | 32 |
| 33 | Johnson, Nino..... | * | 1-3 | 0-0 | 2-4 | 2 | 3 | 5 | 4 | 4 | 3 | 3 | 2 | 0 | 27 |
| 35 | Black, Leron..... | * | 3-6 | 0-0 | 1-4 | 2 | 2 | 4 | 2 | 7 | 0 | 1 | 0 | 1 | 18 |
| 55 | Williams, Marvin.... | * | 3-5 | 0-1 | 5-6 | 4 | 3 | 7 | 4 | 11 | 1 | 2 | 0 | 0 | 23 |
| 03 | Thompson, Jalen..... | | 0-1 | 0-1 | 0-0 | 1 | 0 | 1 | 0 | 0 | 0 | 0 | 0 | 0 | 0 |
| 04 | Tucker, Rodriguez... | | 5-8 | 0-0 | 0-0 | 4 | 1 | 5 | 0 | 10 | 1 | 1 | 0 | 1 | 26 |
| 32 | Thornton, Devin..... | | 0-1 | 0-0 | 1-2 | 0 | 0 | 0 | 1 | 1 | 2 | 2 | 0 | 2 | 24 |
| | TEAM..... | | | | | 1 | 1 | 2 | | | | | | | |
| | Totals..... | | 21-43 | 3-8 | 16-24 | 17 | 15 | 32 | 16 | 61 | 9 | 11 | 2 | 5 | 160 |

TOTAL FG% 1st Half: 10-25 40.0% 2nd Half: 11-18 61.1% Game: 48.8% DEADB
3-Pt. FG% 1st Half: 1-4 25.0% 2nd Half: 2-4 50.0% Game: 37.5% REBS
F Throw % 1st Half: 5-10 50.0% 2nd Half: 11-14 78.6% Game: 66.7% 1

---

Officials: Luke Dycus, Blake Harris, Reno Hall
Technical fouls: Clarksville-None. White Station-None.
Attendance:

| Score by Periods | 1st | 2nd | 3rd | 4th | | Total |
|---|---|---|---|---|---|---|
| Clarksville..... | 16 | 19 | 12 | 10 | - | 57 |
| White Station..... | 15 | 11 | 25 | 10 | - | 61 |

Play-by-Play
Clarksville vs White Station
03/17/11 3:15 PM at Murphy Center (Murfreesboro, TN)

1st PERIOD Play-by-Play (Page 1)

| HOME TEAM: White Station | TIME | SCORE | MAR | VISITORS: Clarksville |
|---|---|---|---|---|
| MISSED 3 PTR by Roby, Davell | 07:48 | | | |
| REBOUND (OFF) by Williams, Marvin | 07:48 | | | |
| GOOD! 3 PTR by Hollins, Andre | 07:39 | 3-0 | H 3 | |
| ASSIST by Johnson, Nino | 07:39 | | | |
| REBOUND (DEF) by Roby, Davell | 07:20 | | | MISSED 3 PTR by Burney, Montey |
| | 07:05 | | | FOUL by Hightower, Anthony (P1T1) |
| MISSED JUMPER by Johnson, Nino | 07:03 | | | |
| REBOUND (OFF) by Roby, Davell | 07:03 | | | |
| MISSED JUMPER by Hollins, Andre | 06:55 | | | |
| REBOUND (OFF) by Hollins, Andre | 06:55 | | | |
| MISSED JUMPER by Hollins, Andre | 06:51 | | | REBOUND (DEF) by (TEAM) |
| | 06:26 | | | MISSED 3 PTR by Williams, Daijon |
| | 06:26 | | | REBOUND (OFF) by Burney, Montey |
| | 06:06 | 3-3 | T 1 | GOOD! 3 PTR by Webb, Robin |
| | 06:06 | | | ASSIST by Young, Drake |
| TURNOVR by Williams, Marvin | 05:38 | | | |
| | 05:35 | | | STEAL by Burney, Montey |
| | 05:30 | | | MISSED 3 PTR by Burney, Montey |
| | 05:30 | | | REBOUND (OFF) by Burney, Montey |
| REBOUND (DEF) by Black, Leron | 05:28 | | | MISSED LAYUP by Burney, Montey |
| TURNOVR by Johnson, Nino | 04:59 | | | |
| | 04:45 | 3-6 | V 3 | GOOD! 3 PTR by Williams, Daijon |
| | 04:45 | | | ASSIST by Burney, Montey |
| MISSED JUMPER by Johnson, Nino | 04:26 | | | |
| REBOUND (OFF) by Black, Leron | 04:26 | | | |
| GOOD! JUMPER by Black, Leron [PNT] | 04:24 | 5-6 | V 1 | |
| MISSED FT SHOT by Black, Leron | 04:24 | | | FOUL by Webb, Robin (P1T2) |
| REBOUND (OFF) by Johnson, Nino | 04:24 | | | |
| GOOD! JUMPER by Johnson, Nino [PNT] | 04:21 | 7-6 | H 1 | |
| | 04:19 | | | TIMEOUT 30sec |
| | 03:59 | | | MISSED 3 PTR by Webb, Robin |
| | 03:59 | | | REBOUND (OFF) by Burney, Montey |
| | 03:54 | 7-8 | V 1 | GOOD! JUMPER by Burney, Montey [PNT] |
| MISSED 3 PTR by Williams, Marvin | 03:35 | | | REBOUND (DEF) by Young, Drake |
| | 03:28 | 7-10 | V 3 | GOOD! LAYUP by Hightower, Anthony [FB/PNT] |
| | 03:28 | | | ASSIST by Burney, Montey |
| TURNOVR by Hollins, Andre | 03:10 | | | |
| | 03:09 | | | STEAL by Young, Drake |
| REBOUND (DEF) by Black, Leron | 03:02 | | | MISSED JUMPER by Young, Drake |
| TURNOVR by Black, Leron | 02:58 | | | |
| SUB IN : Thornton, Devin | 02:58 | | | SUB IN : Knott, Chase |
| SUB IN : Tucker, Rodriguez | 02:58 | | | SUB OUT: Webb, Robin |
| SUB OUT: Johnson, Nino | 02:58 | | | |
| SUB OUT: Williams, Marvin | 02:58 | | | |
| | 02:56 | | | TURNOVR by Burney, Montey |
| STEAL by Thornton, Devin | 02:55 | | | |
| | 02:50 | | | FOUL by Young, Drake (P1T3) |
| GOOD! JUMPER by Hollins, Andre [PNT] | 02:46 | 9-10 | V 1 | |
| FOUL by Roby, Davell (P1T1) | 02:35 | | | |
| SUB IN : Johnson, Nino | 02:35 | | | |
| SUB OUT: Roby, Davell | 02:35 | | | |
| REBOUND (DEF) by Johnson, Nino | 02:18 | | | MISSED JUMPER by Hightower, Anthony |
| GOOD! JUMPER by Tucker, Rodriguez [PNT] | 02:03 | 11-10 | H 1 | |
| ASSIST by Hollins, Andre | 02:03 | | | |
| | 01:48 | | | TURNOVR by Hightower, Anthony |
| STEAL by Thornton, Devin | 01:47 | | | |
| MISSED JUMPER by Black, Leron | 01:41 | | | REBOUND (DEF) by Burney, Montey |
| FOUL by Johnson, Nino (P1T2) | 01:32 | | | MISSED FT SHOT by Burney, Montey |
| | 01:32 | | | REBOUND (OFF) by (DEADBALL) |
| | 01:32 | | | MISSED FT SHOT by Burney, Montey |
| | 01:32 | | | REBOUND (OFF) by Knott, Chase |
| | 01:32 | | | SUB IN : Gloston, Bijan |
| | 01:32 | | | SUB OUT: Hightower, Anthony |
| | 01:15 | | | FOUL by Knott, Chase (P1T4) |
| | 01:15 | | | TURNOVR by Knott, Chase |
| SUB IN : Williams, Marvin | 01:15 | | | |
| SUB OUT: Black, Leron | 01:15 | | | |
| GOOD! JUMPER by Hollins, Andre | 00:59 | 13-10 | H 3 | |
| ASSIST by Williams, Marvin | 00:59 | | | |
| | 00:35 | 13-13 | T 2 | GOOD! 3 PTR by Young, Drake |
| | 00:35 | | | ASSIST by Gloston, Bijan |

| | | | | |
|---|---|---|---|---|
| GOOD! JUMPER by Tucker, Rodriguez [PNT] | 00:19 | 15-13 | H 2 | |
| ASSIST by Johnson, Nino | 00:19 | | | |
| | 00:00 | 15-16 | V 1 | GOOD! 3 PTR by Burney, Montey |
| | 00:00 | | | ASSIST by Williams, Daijon |

Clarksville 16, White Station 15

2nd PERIOD Play-by-Play (Page 1)

| HOME TEAM: White Station | TIME | SCORE | MAR | VISITORS: Clarksville |
|---|---|---|---|---|
| SUB IN : Tucker, Rodriguez | 08:00 | | | |
| SUB IN : Thornton, Devin | 08:00 | | | |
| SUB OUT: Roby, Davell | 08:00 | | | |
| SUB OUT: Black, Leron | 08:00 | | | |
| | 07:46 | 15-18 | V 3 | GOOD! LAYUP by Burney, Montey [PNT] |
| MISSED JUMPER by Tucker, Rodriguez | 07:15 | | | |
| REBOUND (OFF) by Tucker, Rodriguez | 07:15 | | | |
| GOOD! LAYUP by Tucker, Rodriguez [PNT] | 07:11 | 17-18 | V 1 | |
| FOUL by Hollins, Andre (P1T3) | 07:04 | | | |
| BLOCK by Johnson, Nino | 06:48 | | | MISSED LAYUP by Williams, Daijon |
| | 06:48 | | | REBOUND (OFF) by (TEAM) |
| | 06:40 | 17-21 | V 4 | GOOD! 3 PTR by Williams, Daijon |
| | 06:40 | | | ASSIST by Young, Drake |
| MISSED FT SHOT by Thornton, Devin | 06:20 | | | FOUL by Hightower, Anthony (P2T5) |
| REBOUND (OFF) by (DEADBALL) | 06:20 | | | |
| GOOD! FT SHOT by Thornton, Devin | 06:20 | 18-21 | V 3 | |
| SUB IN : Black, Leron | 06:20 | | | |
| SUB OUT: Williams, Marvin | 06:20 | | | |
| | 05:54 | 18-24 | V 6 | GOOD! 3 PTR by Williams, Daijon |
| | 05:54 | | | ASSIST by Burney, Montey |
| MISSED JUMPER by Hollins, Andre | 05:38 | | | |
| REBOUND (OFF) by Johnson, Nino | 05:38 | | | |
| GOOD! FT SHOT by Johnson, Nino | 05:35 | 19-24 | V 5 | FOUL by Webb, Robin (P2T6) |
| MISSED FT SHOT by Johnson, Nino | 05:35 | | | REBOUND (DEF) by Burney, Montey |
| | 05:35 | | | SUB IN : Gloston, Bijan |
| | 05:35 | | | SUB OUT: Hightower, Anthony |
| | 05:21 | | | MISSED LAYUP by Burney, Montey |
| | 05:21 | | | REBOUND (OFF) by Burney, Montey |
| | 05:18 | 19-26 | V 7 | GOOD! JUMPER by Burney, Montey [PNT] |
| FOUL by Johnson, Nino (P2T4) | 05:01 | | | |
| TURNOVR by Johnson, Nino | 05:00 | | | |
| SUB IN : Roby, Davell | 05:00 | | | |
| SUB IN : Williams, Marvin | 05:00 | | | |
| SUB OUT: Black, Leron | 05:00 | | | |
| SUB OUT: Thornton, Devin | 05:00 | | | |
| SUB OUT: Johnson, Nino | 04:54 | | | |
| GOOD! LAYUP by Williams, Marvin [PNT] | 04:39 | 21-26 | V 5 | |
| | 04:14 | 21-28 | V 7 | GOOD! JUMPER by Burney, Montey [PNT] |
| | 04:14 | | | ASSIST by Williams, Daijon |
| MISSED JUMPER by Tucker, Rodriguez | 03:55 | | | REBOUND (DEF) by Gloston, Bijan |
| FOUL by Roby, Davell (P2T5) | 03:36 | | | MISSED FT SHOT by Gloston, Bijan |
| | 03:36 | | | REBOUND (OFF) by (DEADBALL) |
| REBOUND (DEF) by Hollins, Andre | 03:36 | | | MISSED FT SHOT by Gloston, Bijan |
| | 03:36 | | | SUB IN : Knott, Chase |
| | 03:36 | | | SUB OUT: Webb, Robin |
| MISSED FT SHOT by Hollins, Andre | 03:28 | | | FOUL by Williams, Daijon (P1T7) |
| REBOUND (OFF) by (TEAM) | 03:28 | | | |
| MISSED JUMPER by Tucker, Rodriguez | 03:25 | | | |
| REBOUND (OFF) by Williams, Marvin | 03:25 | | | |
| GOOD! FT SHOT by Williams, Marvin | 03:23 | 22-28 | V 6 | FOUL by Knott, Chase (P2T8) |
| GOOD! FT SHOT by Williams, Marvin | 03:23 | 23-28 | V 5 | |
| REBOUND (DEF) by Tucker, Rodriguez | 03:02 | | | MISSED JUMPER by Williams, Daijon |
| MISSED JUMPER by Black, Leron | 02:51 | | | |
| REBOUND (OFF) by Williams, Marvin | 02:51 | | | |
| MISSED JUMPER by Williams, Marvin | 02:48 | | | REBOUND (DEF) by Williams, Daijon |
| | 02:41 | 23-30 | V 7 | GOOD! LAYUP by Williams, Daijon [FB/PNT] |
| MISSED 3 PTR by Hollins, Andre | 02:17 | | | |
| REBOUND (OFF) by Black, Leron | 02:17 | | | |
| MISSED JUMPER by Black, Leron | 02:15 | | | |
| REBOUND (OFF) by Williams, Marvin | 02:15 | | | |
| GOOD! FT SHOT by Williams, Marvin | 02:13 | 24-30 | V 6 | FOUL by Gloston, Bijan (P1T9) |
| MISSED FT SHOT by Williams, Marvin | 02:13 | | | REBOUND (DEF) by Burney, Montey |
| SUB IN : Thornton, Devin | 02:13 | | | SUB IN : Majors, Tevin |
| | 02:13 | | | SUB OUT: Gloston, Bijan |
| FOUL by Williams, Marvin (P1T6) | 01:59 | | | |
| | 01:39 | 24-32 | V 8 | GOOD! JUMPER by Williams, Daijon [PNT] |
| | 01:39 | | | ASSIST by Burney, Montey |
| GOOD! JUMPER by Tucker, Rodriguez [PNT] | 01:06 | 26-32 | V 6 | |

| | | | | |
|---|---|---|---|---|
| FOUL by Williams, Marvin (P2T7) | 00:39 | | | MISSED FT SHOT by Majors, Tevin |
| | 00:39 | | | REBOUND (OFF) by (DEADBALL) |
| | 00:39 | 26-33 | V 7 | GOOD! FT SHOT by Majors, Tevin |
| | 00:39 | | | SUB IN : Gloston, Bijan |
| | 00:39 | | | SUB OUT: Knott, Chase |
| TURNOVR by Williams, Marvin | 00:24 | | | |
| | 00:24 | | | SUB IN : Neikov, Alex |
| | 00:24 | | | SUB IN : Webb, Robin |
| | 00:24 | | | SUB OUT: Majors, Tevin |
| | 00:24 | | | SUB OUT: Gloston, Bijan |
| | 00:04 | | | MISSED JUMPER by Neikov, Alex |
| | 00:04 | | | REBOUND (OFF) by Burney, Montey |
| | 00:01 | 26-35 | V 9 | GOOD! JUMPER by Burney, Montey [PNT] |

Clarksville 35, White Station 26

3rd PERIOD Play-by-Play (Page 1)

| HOME TEAM: White Station | TIME | SCORE | MAR | VISITORS: Clarksville |
|---|---|---|---|---|
| SUB IN : Thornton, Devin | 08:00 | | | |
| SUB IN : Tucker, Rodriguez | 08:00 | | | |
| SUB OUT: Roby, Davell | 08:00 | | | |
| SUB OUT: Black, Leron | 08:00 | | | |
| GOOD! FT SHOT by Hollins, Andre | 07:41 | 27-35 | V 8 | FOUL by Williams, Daijon (P2T1) |
| GOOD! FT SHOT by Hollins, Andre | 07:41 | 28-35 | V 7 | |
| REBOUND (DEF) by (TEAM) | 07:18 | | | MISSED JUMPER by Burney, Montey |
| GOOD! JUMPER by Tucker, Rodriguez [PNT] | 06:55 | 30-35 | V 5 | |
| ASSIST by Johnson, Nino | 06:55 | | | |
| | 06:48 | | | TURNOVR by Young, Drake |
| STEAL by Hollins, Andre | 06:46 | | | |
| GOOD! LAYUP by Hollins, Andre [FB/PNT] | 06:44 | 32-35 | V 3 | |
| | 06:40 | | | TIMEOUT 30sec |
| REBOUND (DEF) by Hollins, Andre | 06:18 | | | MISSED 3 PTR by Young, Drake |
| GOOD! 3 PTR by Hollins, Andre | 06:11 | 35-35 | T 3 | |
| | 05:57 | 35-38 | V 3 | GOOD! 3 PTR by Burney, Montey |
| | 05:57 | | | ASSIST by Williams, Daijon |
| GOOD! JUMPER by Williams, Marvin | 05:31 | 37-38 | V 1 | |
| REBOUND (DEF) by Williams, Marvin | 05:17 | | | MISSED JUMPER by Williams, Daijon |
| GOOD! JUMPER by Hollins, Andre | 05:07 | 39-38 | H 1 | |
| | 04:45 | 39-40 | V 1 | GOOD! LAYUP by Burney, Montey [PNT] |
| MISSED 3 PTR by Hollins, Andre | 04:32 | | | REBOUND (DEF) by Young, Drake |
| FOUL by Thornton, Devin (P1T1) | 04:20 | 39-41 | V 2 | GOOD! FT SHOT by Burney, Montey |
| | 04:20 | 39-42 | V 3 | GOOD! FT SHOT by Burney, Montey |
| GOOD! LAYUP by Hollins, Andre [PNT] | 04:03 | 41-42 | V 1 | |
| TIMEOUT 30sec | 04:00 | | | |
| | 03:51 | | | TURNOVR by Williams, Daijon |
| GOOD! 3 PTR by Hollins, Andre | 03:29 | 44-42 | H 2 | |
| ASSIST by Tucker, Rodriguez | 03:29 | | | |
| | 02:45 | 44-44 | T 4 | GOOD! LAYUP by Hightower, Anthony [PNT] |
| | 02:45 | | | ASSIST by Webb, Robin |
| FOUL by Hollins, Andre (P2T2) | 02:08 | | | |
| TURNOVR by Hollins, Andre | 02:08 | | | |
| SUB IN : Black, Leron | 02:08 | | | |
| SUB OUT: Tucker, Rodriguez | 02:08 | | | |
| REBOUND (DEF) by Johnson, Nino | 01:37 | | | MISSED 3 PTR by Williams, Daijon |
| | 01:36 | | | FOUL by Webb, Robin (P3T2) |
| | 01:36 | | | SUB IN : Knott, Chase |
| | 01:36 | | | SUB OUT: Webb, Robin |
| GOOD! LAYUP by Williams, Marvin [PNT] | 01:18 | 46-44 | H 2 | |
| FOUL by Williams, Marvin (P3T3) | 01:01 | 46-45 | H 1 | GOOD! FT SHOT by Williams, Daijon |
| | 01:01 | 46-46 | T 5 | GOOD! FT SHOT by Williams, Daijon |
| SUB IN : Tucker, Rodriguez | 01:01 | | | |
| SUB OUT: Williams, Marvin | 01:01 | | | |
| GOOD! JUMPER by Black, Leron | 00:41 | 48-46 | H 2 | |
| ASSIST by Thornton, Devin | 00:41 | | | |
| MISSED FT SHOT by Black, Leron | 00:41 | | | FOUL by Knott, Chase (P3T3) |
| REBOUND (OFF) by Tucker, Rodriguez | 00:41 | | | |
| GOOD! JUMPER by Hollins, Andre [PNT] | 00:38 | 50-46 | H 4 | |
| ASSIST by Thornton, Devin | 00:38 | | | |
| GOOD! FT SHOT by Hollins, Andre | 00:38 | 51-46 | H 5 | FOUL by Knott, Chase (P4T4) |
| | 00:38 | | | SUB IN : Webb, Robin |
| | 00:38 | | | SUB OUT: Knott, Chase |
| FOUL by Johnson, Nino (P3T4) | 00:25 | | | MISSED FT SHOT by Burney, Montey |
| | 00:25 | | | REBOUND (OFF) by (DEADBALL) |
| | 00:25 | 51-47 | H 4 | GOOD! FT SHOT by Burney, Montey |
| | 00:05 | | | FOUL by Burney, Montey (P1T5) |
| SUB IN : Roby, Davell | 00:05 | | | |
| SUB OUT: Tucker, Rodriguez | 00:05 | | | |

| | | | | |
|---|---|---|---|---|
| MISSED JUMPER by Thornton, Devin | 00:02 | | | BLOCK by Burney, Montey |
| REBOUND (OFF) by Thompson, Jalen | 00:00 | | | |
| MISSED 3 PTR by Thompson, Jalen | 00:00 | | | REBOUND (DEF) by (TEAM) |

White Station 51, Clarksville 47

4th PERIOD Play-by-Play (Page 1)

| HOME TEAM: White Station | TIME | SCORE | MAR | VISITORS: Clarksville |
|---|---|---|---|---|
| SUB IN : Tucker, Rodriguez | 08:00 | | | |
| SUB IN : Thornton, Devin | 08:00 | | | |
| SUB OUT: Roby, Davell | 08:00 | | | |
| SUB OUT: Black, Leron | 08:00 | | | |
| | 07:45 | | | MISSED LAYUP by Young, Drake |
| | 07:45 | | | REBOUND (OFF) by Hightower, Anthony |
| | 07:42 | 51-49 | H 2 | GOOD! JUMPER by Hightower, Anthony [PNT] |
| MISSED JUMPER by Hollins, Andre | 07:19 | | | BLOCK by Burney, Montey |
| REBOUND (OFF) by Tucker, Rodriguez | 07:17 | | | |
| TURNOVR by Tucker, Rodriguez | 07:14 | | | |
| | 07:13 | | | STEAL by Young, Drake |
| REBOUND (DEF) by Williams, Marvin | 07:07 | | | MISSED LAYUP by Williams, Daijon |
| | 06:50 | | | FOUL by Williams, Daijon (P3T6) |
| MISSED JUMPER by Hollins, Andre | 06:48 | | | REBOUND (DEF) by Burney, Montey |
| REBOUND (DEF) by Hollins, Andre | 06:05 | | | MISSED 3 PTR by Burney, Montey |
| MISSED JUMPER by Hollins, Andre | 05:55 | | | BLOCK by Burney, Montey |
| REBOUND (OFF) by Tucker, Rodriguez | 05:54 | | | |
| TURNOVR by Thornton, Devin | 05:22 | | | STEAL by Hightower, Anthony |
| FOUL by Williams, Marvin (P4T5) | 05:22 | | | |
| SUB IN : Black, Leron | 05:22 | | | |
| SUB OUT: Williams, Marvin | 05:22 | | | |
| | 05:17 | 51-52 | V 1 | GOOD! 3 PTR by Burney, Montey |
| | 05:17 | | | ASSIST by Hightower, Anthony |
| | 05:16 | | | TIMEOUT 30sec |
| TURNOVR by Johnson, Nino | 05:01 | | | |
| FOUL by Hollins, Andre (P3T6) | 04:43 | | | |
| REBOUND (DEF) by Hollins, Andre | 04:16 | | | MISSED 3 PTR by Williams, Daijon |
| GOOD! LAYUP by Black, Leron [PNT] | 04:11 | 53-52 | H 1 | |
| ASSIST by Hollins, Andre | 04:11 | | | |
| TIMEOUT TEAM | 04:10 | | | |
| FOUL by Black, Leron (P1T7) | 03:37 | 53-53 | T 6 | GOOD! FT SHOT by Young, Drake |
| | 03:37 | 53-54 | V 1 | GOOD! FT SHOT by Young, Drake |
| MISSED JUMPER by Hollins, Andre | 03:24 | | | |
| REBOUND (OFF) by Hollins, Andre | 03:24 | | | |
| GOOD! FT SHOT by Hollins, Andre | 03:22 | 54-54 | T 7 | FOUL by Williams, Daijon (P4T7) |
| GOOD! FT SHOT by Hollins, Andre | 03:22 | 55-54 | H 1 | |
| TIMEOUT 30sec | 03:22 | | | |
| | 02:51 | | | TURNOVR by Burney, Montey |
| STEAL by Black, Leron | 02:50 | | | |
| GOOD! FT SHOT by Hollins, Andre | 02:09 | 56-54 | H 2 | FOUL by Burney, Montey (P2T8) |
| GOOD! FT SHOT by Hollins, Andre | 02:09 | 57-54 | H 3 | |
| | 01:59 | | | TIMEOUT TEAM |
| STEAL by Tucker, Rodriguez | 01:42 | | | TURNOVR by Hightower, Anthony |
| GOOD! FT SHOT by Black, Leron | 01:26 | 58-54 | H 4 | FOUL by Burney, Montey (P3T9) |
| MISSED FT SHOT by Black, Leron | 01:26 | | | REBOUND (DEF) by Young, Drake |
| FOUL by Johnson, Nino (P4T8) | 01:14 | 58-55 | H 3 | GOOD! FT SHOT by Burney, Montey |
| | 01:14 | 58-56 | H 2 | GOOD! FT SHOT by Burney, Montey |
| TURNOVR by Thornton, Devin | 01:01 | | | |
| FOUL by Black, Leron (P2T9) | 00:22 | 58-57 | H 1 | GOOD! FT SHOT by Hightower, Anthony |
| REBOUND (DEF) by Johnson, Nino | 00:22 | | | MISSED FT SHOT by Hightower, Anthony |
| SUB IN : Williams, Marvin | 00:22 | | | |
| SUB OUT: Thornton, Devin | 00:22 | | | |
| GOOD! FT SHOT by Johnson, Nino | 00:13 | 59-57 | H 2 | FOUL by Burney, Montey (P4T10) |
| | 00:13 | | | TIMEOUT TEAM |
| MISSED FT SHOT by Johnson, Nino | 00:13 | | | REBOUND (DEF) by Burney, Montey |
| BLOCK by Johnson, Nino | 00:05 | | | MISSED JUMPER by Burney, Montey |
| REBOUND (DEF) by Williams, Marvin | 00:05 | | | |
| GOOD! FT SHOT by Williams, Marvin | 00:05 | 60-57 | H 3 | FOUL by Webb, Robin (P4T11) |
| GOOD! FT SHOT by Williams, Marvin | 00:05 | 61-57 | H 4 | |
| SUB IN : Thornton, Devin | 00:05 | | | |
| SUB OUT: Black, Leron | 00:05 | | | |
| TIMEOUT TEAM | 00:04 | | | |

White Station 61, Clarksville 57

Official Basketball Box Score -- 1st Half
Clarksville vs White Station
03/17/11 3:15 PM at Murphy Center (Murfreesboro, TN)

---

VISITORS: Clarksville 25-9

| ## | Player Name | | TOT-FG FG-FGA | 3-PT FG-FGA | FT-FTA | REBOUNDS OF | DE | TOT | PF | TP | A | TO | BLK | S | MIN |
|---|---|---|---|---|---|---|---|---|---|---|---|---|---|---|---|
| 03 | Williams, Daijon.... | * | 5-8 | 3-4 | 0-0 | 0 | 1 | 1 | 1 | 13 | 2 | 0 | 0 | 0 | 16 |
| 10 | Webb, Robin..... | * | 1-2 | 1-2 | 0-0 | 0 | 0 | 0 | 2 | 3 | 0 | 0 | 0 | 0 | 10 |
| 14 | Young, Drake..... | * | 1-2 | 1-1 | 0-0 | 0 | 1 | 1 | 1 | 3 | 2 | 0 | 0 | 1 | 16 |
| 15 | Hightower, Anthony.. | * | 1-2 | 0-0 | 0-0 | 0 | 0 | 0 | 2 | 2 | 0 | 1 | 0 | 0 | 8 |
| 22 | Burney, Montey..... | * | 6-10 | 1-3 | 0-2 | 5 | 3 | 8 | 0 | 13 | 4 | 1 | 0 | 1 | 16 |
| 02 | Neikov, Alex..... | | 0-1 | 0-0 | 0-0 | 0 | 0 | 0 | 0 | 0 | 0 | 0 | 0 | 0 | 0+ |
| 05 | Knott, Chase..... | | 0-0 | 0-0 | 0-0 | 1 | 0 | 1 | 2 | 0 | 0 | 1 | 0 | 0 | 6 |
| 30 | Majors, Tevin..... | | 0-0 | 0-0 | 1-2 | 0 | 0 | 0 | 0 | 1 | 0 | 0 | 0 | 0 | 2 |
| 34 | Gloston, Bijan..... | | 0-0 | 0-0 | 0-2 | 0 | 1 | 1 | 1 | 0 | 1 | 0 | 0 | 0 | 6 |
| | TEAM..... | | | | | 1 | 1 | 2 | | | | | | | |
| | Totals..... | | 14-25 | 6-10 | 1-6 | 7 | 7 | 14 | 9 | 35 | 9 | 3 | 0 | 2 | 80 |

TOTAL FG% 1st Half: 14-25 56.0%
3-Pt. FG% 1st Half: 6-10 60.0%
F Throw % 1st Half: 1-6 16.7%

---

HOME TEAM: White Station 30-6

| ## | Player Name | | TOT-FG FG-FGA | 3-PT FG-FGA | FT-FTA | REBOUNDS OF | DE | TOT | PF | TP | A | TO | BLK | S | MIN |
|---|---|---|---|---|---|---|---|---|---|---|---|---|---|---|---|
| 10 | Roby, Davell..... | * | 0-1 | 0-1 | 0-0 | 1 | 1 | 2 | 2 | 0 | 0 | 0 | 0 | 0 | 10 |
| 20 | Hollins, Andre..... | * | 3-7 | 1-2 | 0-1 | 1 | 1 | 2 | 1 | 7 | 1 | 1 | 0 | 0 | 16 |
| 33 | Johnson, Nino..... | * | 1-3 | 0-0 | 1-2 | 2 | 1 | 3 | 2 | 3 | 2 | 2 | 1 | 0 | 11 |
| 35 | Black, Leron..... | * | 1-4 | 0-0 | 0-1 | 2 | 2 | 4 | 0 | 2 | 0 | 1 | 0 | 0 | 11 |
| 55 | Williams, Marvin.... | * | 1-3 | 0-1 | 3-4 | 4 | 0 | 4 | 2 | 5 | 1 | 2 | 0 | 0 | 13 |
| 03 | Thompson, Jalen..... | | 0-0 | 0-0 | 0-0 | 0 | 0 | 0 | 0 | 0 | 0 | 0 | 0 | 0 | 0 |
| 04 | Tucker, Rodriguez... | | 4-7 | 0-0 | 0-0 | 1 | 1 | 2 | 0 | 8 | 0 | 0 | 0 | 0 | 11 |
| 32 | Thornton, Devin..... | | 0-0 | 0-0 | 1-2 | 0 | 0 | 0 | 0 | 1 | 0 | 0 | 0 | 2 | 8 |
| | TEAM..... | | | | | 1 | | 1 | | | | | | | |
| | Totals..... | | 10-25 | 1-4 | 5-10 | 12 | 6 | 18 | 7 | 26 | 4 | 6 | 1 | 2 | 80 |

TOTAL FG% 1st Half: 10-25 40.0%
3-Pt. FG% 1st Half: 1-4 25.0%
F Throw % 1st Half: 5-10 50.0%

---

Officials: Luke Dycus, Blake Harris, Reno Hall
Technical fouls: Clarksville-None. White Station-None.
Attendance:

| Score by Periods | 1st | 2nd |
|---|---|---|
| Clarksville..... | 16 | 19 |
| White Station..... | 15 | 11 |

Official Basketball Box Score -- 2nd Half
Clarksville vs White Station
03/17/11 3:15 PM at Murphy Center (Murfreesboro, TN)

---

VISITORS: Clarksville 25-9

| ## | Player Name | | TOT-FG FG-FGA | 3-PT FG-FGA | FT-FTA | REBOUNDS OF | DE | TOT | PF | TP | A | TO | BLK | S | MIN |
|---|---|---|---|---|---|---|---|---|---|---|---|---|---|---|---|
| 03 | Williams, Daijon.... | * | 0-4 | 0-2 | 2-2 | 0 | 0 | 0 | 3 | 2 | 1 | 1 | 0 | 0 | 16 |
| 10 | Webb, Robin..... | * | 0-0 | 0-0 | 0-0 | 0 | 0 | 0 | 2 | 0 | 1 | 0 | 0 | 0 | 15 |
| 14 | Young, Drake..... | * | 0-2 | 0-1 | 2-2 | 0 | 2 | 2 | 0 | 2 | 0 | 1 | 0 | 1 | 16 |
| 15 | Hightower, Anthony.. | * | 2-2 | 0-0 | 1-2 | 1 | 0 | 1 | 0 | 5 | 1 | 1 | 0 | 1 | 16 |
| 22 | Burney, Montey..... | * | 3-6 | 2-3 | 5-6 | 0 | 2 | 2 | 4 | 13 | 0 | 1 | 3 | 0 | 16 |
| 02 | Neikov, Alex..... | | 0-0 | 0-0 | 0-0 | 0 | 0 | 0 | 0 | 0 | 0 | 0 | 0 | 0 | 0 |
| 05 | Knott, Chase..... | | 0-0 | 0-0 | 0-0 | 0 | 0 | 0 | 2 | 0 | 0 | 0 | 0 | 0 | 1 |
| 30 | Majors, Tevin..... | | 0-0 | 0-0 | 0-0 | 0 | 0 | 0 | 0 | 0 | 0 | 0 | 0 | 0 | 0 |
| 34 | Gloston, Bijan..... | | 0-0 | 0-0 | 0-0 | 0 | 0 | 0 | 0 | 0 | 0 | 0 | 0 | 0 | 0 |
| | TEAM..... | | | | | | 1 | 1 | | | | | | | |
| | Totals..... | | 5-14 | 2-6 | 10-12 | 1 | 5 | 6 | 11 | 22 | 3 | 4 | 3 | 2 | 80 |

TOTAL FG% 1st Half: 14-25 56.0% 2nd Half: 5-14 35.7% Game: 48.7%
3-Pt. FG% 1st Half: 6-10 60.0% 2nd Half: 2-6 33.3% Game: 50.0%
F Throw % 1st Half: 1-6 16.7% 2nd Half: 10-12 83.3% Game: 61.1%

---

HOME TEAM: White Station 30-6

| ## | Player Name | | TOT-FG FG-FGA | 3-PT FG-FGA | FT-FTA | REBOUNDS OF | DE | TOT | PF | TP | A | TO | BLK | S | MIN |
|---|---|---|---|---|---|---|---|---|---|---|---|---|---|---|---|
| 10 | Roby, Davell..... | * | 0-0 | 0-0 | 0-0 | 0 | 0 | 0 | 0 | 0 | 0 | 0 | 0 | 0 | 0+ |
| 20 | Hollins, Andre..... | * | 6-11 | 2-3 | 7-7 | 1 | 3 | 4 | 2 | 21 | 1 | 1 | 0 | 1 | 16 |
| 33 | Johnson, Nino..... | * | 0-0 | 0-0 | 1-2 | 0 | 2 | 2 | 2 | 1 | 1 | 1 | 1 | 0 | 16 |
| 35 | Black, Leron..... | * | 2-2 | 0-0 | 1-3 | 0 | 0 | 0 | 2 | 5 | 0 | 0 | 0 | 1 | 7 |
| 55 | Williams, Marvin.... | * | 2-2 | 0-0 | 2-2 | 0 | 3 | 3 | 2 | 6 | 0 | 0 | 0 | 0 | 10 |
| 03 | Thompson, Jalen..... | | 0-1 | 0-1 | 0-0 | 1 | 0 | 1 | 0 | 0 | 0 | 0 | 0 | 0 | 0 |
| 04 | Tucker, Rodriguez... | | 1-1 | 0-0 | 0-0 | 3 | 0 | 3 | 0 | 2 | 1 | 1 | 0 | 1 | 15 |
| 32 | Thornton, Devin..... | | 0-1 | 0-0 | 0-0 | 0 | 0 | 0 | 1 | 0 | 2 | 2 | 0 | 0 | 16 |
| | TEAM..... | | | | | | 1 | 1 | | | | | | | |
| | Totals..... | | 11-18 | 2-4 | 11-14 | 5 | 9 | 14 | 9 | 35 | 5 | 5 | 1 | 3 | 80 |

TOTAL FG% 1st Half: 10-25 40.0% 2nd Half: 11-18 61.1% Game: 48.8%
3-Pt. FG% 1st Half: 1-4 25.0% 2nd Half: 2-4 50.0% Game: 37.5%
F Throw % 1st Half: 5-10 50.0% 2nd Half: 11-14 78.6% Game: 66.7%

---

Officials: Luke Dycus, Blake Harris, Reno Hall
Technical fouls: Clarksville-None. White Station-None.
Attendance:

| Score by Periods | 1st | 2nd | 3rd | 4th |
|---|---|---|---|---|
| Clarksville..... | 16 | 19 | 12 | 10 |
| White Station..... | 15 | 11 | 25 | 10 |

# 2008 Class AAA State Boys' Basketball Tournament

## March 12 - March 15, 2008 · Murphy Center - MTSU - Murfreesboro, TN

White Station (23-12) 64
**Game 1**
Thu. Mar. 13 2:00 PM
Oak Ridge (32-2) 61

Red Bank (26-7) 68
**Game 2**
Thu. Mar. 13 5:15 PM
Dobyns Bennett (30-3) 62

Siegel (26-11) 63
**Game 3**
Thu. Mar. 13 7:00 PM
Antioch (26-2) 51

Ridgeway (31-3) 51
**Game 4**
Thu. Mar. 13 8:45 PM
Clarksville (26-7) 50

White Station 77
**Game 5**
Fri. Mar. 14 7:00 PM
Red Bank 59

Ridgeway 66
**Game 6**
Fri. Mar. 14 8:45 PM
Siegel 46

White Station 56
**Game 7**
Sat. Mar. 15 7:00 PM
Ridgeway 68

**Ridgeway**
STATE CHAMPION

Clarksville vs Ridgeway (03/13/08 at Murfreesboro, TN (Murphy Center))

Official Basketball Box Score

Official Basketball Box Score
Clarksville vs Ridgeway
03/13/08 8:45 PM at Murfreesboro, TN (Murphy Center)

VISITORS: Clarksville 26-8

| ## | Player Name | | TOT-FG FG-FGA | 3-PT FG-FGA | FT-FTA | REBOUNDS OF | DE | TOT | PF | TP | A | TO | BLK | S | MIN |
|---|---|---|---|---|---|---|---|---|---|---|---|---|---|---|---|
| 02 | Baggett,Averitt..... | * | 3-11 | 3-8 | 0-0 | 1 | 5 | 6 | 2 | 9 | 1 | 2 | 0 | 1 | 32 |
| 04 | Barnes,Adam..... | * | 6-12 | 0-2 | 1-2 | 1 | 1 | 2 | 3 | 13 | 2 | 1 | 1 | 3 | 32 |
| 10 | Harper,Reed..... | * | 3-7 | 2-5 | 0-0 | 1 | 3 | 4 | 1 | 8 | 2 | 4 | 0 | 2 | 32 |
| 24 | Caldwell,Tyrone..... | * | 8-14 | 2-3 | 1-1 | 2 | 5 | 7 | 2 | 19 | 0 | 3 | 0 | 1 | 32 |
| 30 | Henderson,Lavonte... | * | 0-4 | 0-0 | 0-0 | 0 | 3 | 3 | 4 | 0 | 1 | 4 | 0 | 3 | 27 |
| 20 | Schroeder,Cy..... | | 0-0 | 0-0 | 1-2 | 1 | 2 | 3 | 2 | 1 | 0 | 0 | 0 | 0 | 5 |
| | TEAM..... | | | | | | 2 | 2 | | | | | | | |
| | Totals..... | | 20-48 | 7-18 | 3-5 | 6 | 21 | 27 | 14 | 50 | 6 | 14 | 1 | 10 | 160 |

TOTAL FG% 1st Half: 14-29 48.3% 2nd Half: 6-19 31.6% Game: 41.7% DEADB
3-Pt. FG% 1st Half: 4-10 40.0% 2nd Half: 3-8 37.5% Game: 38.9% REBS
F Throw % 1st Half: 1-2 50.0% 2nd Half: 2-3 66.7% Game: 60.0% 1

HOME TEAM: Ridgeway 32-3

| ## | Player Name | | TOT-FG FG-FGA | 3-PT FG-FGA | FT-FTA | REBOUNDS OF | DE | TOT | PF | TP | A | TO | BLK | S | MIN |
|---|---|---|---|---|---|---|---|---|---|---|---|---|---|---|---|
| 10 | Downey,Chris..... | * | 1-7 | 1-5 | 0-0 | 0 | 1 | 1 | 3 | 3 | 1 | 2 | 0 | 0 | 24 |
| 15 | Carter,Sampson..... | * | 6-12 | 0-0 | 1-2 | 1 | 6 | 7 | 2 | 13 | 0 | 2 | 2 | 1 | 26 |
| 20 | Shellman,Dominique.. | * | 3-7 | 0-3 | 2-2 | 0 | 0 | 0 | 3 | 8 | 3 | 5 | 0 | 2 | 30 |
| 22 | Jones,Jason..... | * | 4-9 | 1-1 | 0-1 | 1 | 6 | 7 | 3 | 9 | 2 | 2 | 0 | 1 | 25 |
| 45 | Maclin,Corderio..... | * | 1-1 | 0-0 | 1-1 | 2 | 1 | 3 | 1 | 3 | 0 | 1 | 0 | 0 | 10 |
| 01 | Brock,Marterence.... | | 1-5 | 0-1 | 3-4 | 1 | 1 | 2 | 0 | 5 | 0 | 0 | 0 | 2 | 20 |
| 30 | Brewer,Kris..... | | 2-2 | 0-0 | 0-0 | 2 | 2 | 4 | 1 | 4 | 1 | 1 | 0 | 3 | 12 |
| 32 | Crockett,Chris..... | | 0-0 | 0-0 | 0-0 | 0 | 0 | 0 | 0 | 0 | 0 | 0 | 0 | 0 | 4 |
| 40 | Black,Tarik..... | | 3-7 | 0-0 | 0-0 | 3 | 4 | 7 | 0 | 6 | 0 | 1 | 0 | 1 | 9 |
| | TEAM..... | | | | | 1 | 2 | 3 | | | | | | | |
| | Totals..... | | 21-50 | 2-10 | 7-10 | 11 | 23 | 34 | 13 | 51 | 7 | 14 | 2 | 10 | 160 |

TOTAL FG% 1st Half: 8-25 32.0% 2nd Half: 13-25 52.0% Game: 42.0% DEADB
3-Pt. FG% 1st Half: 1-7 14.3% 2nd Half: 1-3 33.3% Game: 20.0% REBS
F Throw % 1st Half: 4-6 66.7% 2nd Half: 3-4 75.0% Game: 70.0% 0

Officials: Jeff Smith, James Hicks, Greg Porter
Technical fouls: Clarksville-None. Ridgeway-None.
Attendance:

| Score by Periods | 1st | 2nd | 3rd | 4th | | Total |
|---|---|---|---|---|---|---|
| Clarksville..... | 12 | 21 | 13 | 4 | - | 50 |
| Ridgeway..... | 12 | 9 | 21 | 9 | - | 51 |

Play-by-Play

Play-by-Play
Clarksville vs Ridgeway
03/13/08 8:45 PM at Murfreesboro, TN (Murphy Center)

1st PERIOD Play-by-Play (Page 1)

| HOME TEAM: Ridgeway | TIME | SCORE | MAR | VISITORS: Clarksville |
|---|---|---|---|---|
| MISSED 3 PTR by Shellman,Dominique | 07:47 | | | |
| REBOUND (OFF) by Maclin,Corderio | 07:47 | | | |
| MISSED JUMPER by Jones,Jason | 07:38 | | | REBOUND (DEF) by Baggett,Averitt |
| | 07:20 | | | TURNOVR by Caldwell,Tyrone |
| STEAL by Jones,Jason | 07:19 | | | |
| GOOD! 3 PTR by Downey,Chris | 07:13 | 3-0 | H 3 | |
| ASSIST by Jones,Jason | 07:13 | | | |
| BLOCK by Carter,Sampson | 06:43 | | | MISSED JUMPER by Barnes,Adam |
| REBOUND (DEF) by Carter,Sampson | 06:42 | | | |
| MISSED 3 PTR by Downey,Chris | 06:31 | | | REBOUND (DEF) by Baggett,Averitt |
| REBOUND (DEF) by Maclin,Corderio | 06:12 | | | MISSED 3 PTR by Harper,Reed |
| MISSED JUMPER by Carter,Sampson | 06:02 | | | |
| REBOUND (OFF) by (TEAM) | 06:02 | | | |
| MISSED LAYUP by Carter,Sampson | 05:52 | | | |
| REBOUND (OFF) by Maclin,Corderio | 05:52 | | | |
| GOOD! JUMPER by Maclin,Corderio [PNT] | 05:50 | 5-0 | H 5 | |
| GOOD! FT SHOT by Maclin,Corderio | 05:50 | 6-0 | H 6 | FOUL by Harper,Reed (P1T1) |
| | 05:28 | | | MISSED 3 PTR by Baggett,Averitt |
| | 05:28 | | | REBOUND (OFF) by Harper,Reed |
| REBOUND (DEF) by Jones,Jason | 05:25 | | | MISSED JUMPER by Harper,Reed |
| | 05:23 | | | FOUL by Henderson,Lavonte (P1T2) |
| TURNOVR by Downey,Chris | 05:11 | | | |

| | | | | |
|---|---|---|---|---|
| REBOUND (DEF) by Jones,Jason | 04:39 | | | MISSED 3 PTR by Baggett,Averitt |
| MISSED 3 PTR by Shellman,Dominique | 04:30 | | | REBOUND (DEF) by Caldwell,Tyrone |
| FOUL by Maclin,Corderio (P1T1) | 04:29 | | | |
| REBOUND (DEF) by Jones,Jason | 04:15 | | | MISSED LAYUP by Barnes,Adam |
| TURNOVR by Maclin,Corderio | 04:03 | | | |
| SUB IN : Crockett,Chris | 04:03 | | | |
| SUB OUT: Maclin,Corderio | 04:03 | | | |
| | 03:51 | 6-2 | H 4 | GOOD! LAYUP by Barnes,Adam [PNT] |
| | 03:51 | | | ASSIST by Harper,Reed |
| GOOD! LAYUP by Jones,Jason [PNT] | 03:35 | 8-2 | H 6 | |
| ASSIST by Downey,Chris | 03:35 | | | |
| | 03:00 | | | TURNOVR by Henderson,Lavonte |
| GOOD! JUMPER by Carter,Sampson [PNT] | 02:36 | 10-2 | H 8 | |
| ASSIST by Jones,Jason | 02:36 | | | |
| | 02:17 | 10-4 | H 6 | GOOD! JUMPER by Caldwell,Tyrone |
| SUB IN : Brock,Marterence | 02:12 | | | |
| SUB OUT: Downey,Chris | 02:12 | | | |
| TURNOVR by Jones,Jason | 02:07 | | | |
| | 02:06 | | | STEAL by Harper,Reed |
| | 02:04 | 10-6 | H 4 | GOOD! LAYUP by Barnes,Adam [FB/PNT] |
| | 02:00 | | | ASSIST by Harper,Reed |
| TURNOVR by Shellman,Dominique | 01:59 | | | |
| | 01:58 | | | TURNOVR by Henderson,Lavonte |
| STEAL by Brock,Marterence | 01:55 | | | |
| MISSED JUMPER by Brock,Marterence | 01:52 | | | REBOUND (DEF) by (TEAM) |
| SUB IN : Maclin,Corderio | 01:51 | | | |
| SUB OUT: Carter,Sampson | 01:51 | | | |
| STEAL by Brock,Marterence | 01:21 | | | TURNOVR by Baggett,Averitt |
| GOOD! FT SHOT by Brock,Marterence | 01:19 | 11-6 | H 5 | FOUL by Baggett,Averitt (P1T3) |
| GOOD! FT SHOT by Brock,Marterence | 01:18 | 12-6 | H 6 | |
| | 01:05 | 12-9 | H 3 | GOOD! 3 PTR by Baggett,Averitt |
| | 01:05 | | | ASSIST by Barnes,Adam |
| MISSED JUMPER by Jones,Jason | 00:37 | | | REBOUND (DEF) by Barnes,Adam |
| | 00:02 | 12-12 | T 1 | GOOD! 3 PTR by Caldwell,Tyrone |

Ridgeway 12, Clarksville 12

2nd PERIOD Play-by-Play (Page 1)

| HOME TEAM: Ridgeway | TIME | SCORE | MAR | VISITORS: Clarksville |
|---|---|---|---|---|
| SUB IN : Brock,Marterence | 08:00 | | | |
| SUB OUT: Shellman,Dominique | 08:00 | | | |
| | 07:44 | 12-15 | V 3 | GOOD! 3 PTR by Harper,Reed |
| | 07:25 | | | FOUL by Henderson,Lavonte (P2T4) |
| MISSED JUMPER by Carter,Sampson | 07:16 | | | REBOUND (DEF) by Harper,Reed |
| | 07:08 | 12-17 | V 5 | GOOD! LAYUP by Caldwell,Tyrone [PNT] |
| MISSED JUMPER by Downey,Chris | 06:53 | | | BLOCK by Barnes,Adam |
| | 06:53 | | | REBOUND (DEF) by Caldwell,Tyrone |
| FOUL by Downey,Chris (P1T2) | 06:53 | | | |
| SUB IN : Shellman,Dominique | 06:53 | | | |
| SUB OUT: Maclin,Corderio | 06:53 | | | |
| REBOUND (DEF) by Carter,Sampson | 06:37 | | | MISSED JUMPER by Henderson,Lavonte |
| MISSED 3 PTR by Downey,Chris | 06:23 | | | |
| REBOUND (OFF) by Brock,Marterence | 06:19 | | | |
| MISSED JUMPER by Brock,Marterence | 06:19 | | | REBOUND (DEF) by Harper,Reed |
| REBOUND (DEF) by Carter,Sampson | 06:12 | | | MISSED 3 PTR by Baggett,Averitt |
| MISSED JUMPER by Jones,Jason | 05:54 | | | |
| REBOUND (OFF) by Carter,Sampson | 05:54 | | | |
| GOOD! JUMPER by Carter,Sampson | 05:52 | 14-17 | V 3 | |
| | 05:35 | 14-19 | V 5 | GOOD! LAYUP by Barnes,Adam [PNT] |
| | 05:33 | | | TIMEOUT 30sec |
| SUB IN : Brewer,Kris | 05:33 | | | SUB IN : Schroeder,Cy |
| SUB OUT: Jones,Jason | 05:33 | | | SUB OUT: Henderson,Lavonte |
| MISSED JUMPER by Carter,Sampson | 05:13 | | | REBOUND (DEF) by Baggett,Averitt |
| FOUL by Carter,Sampson (P1T3) | 05:10 | | | |
| | 04:55 | | | MISSED 3 PTR by Barnes,Adam |
| | 04:55 | | | REBOUND (OFF) by Schroeder,Cy |
| FOUL by Brewer,Kris (P1T4) | 04:53 | | | MISSED FT SHOT by Schroeder,Cy |
| | 04:53 | | | REBOUND (OFF) by (DEADBALL) |
| | 04:53 | 14-20 | V 6 | GOOD! FT SHOT by Schroeder,Cy |
| SUB IN : Jones,Jason | 04:53 | | | |
| SUB OUT: Carter,Sampson | 04:53 | | | |
| GOOD! JUMPER by Brock,Marterence | 04:39 | 16-20 | V 4 | |
| ASSIST by Brewer,Kris | 04:39 | | | |
| | 04:24 | | | MISSED JUMPER by Baggett,Averitt |
| | 04:24 | | | REBOUND (OFF) by Barnes,Adam |
| | 04:21 | 16-22 | V 6 | GOOD! LAYUP by Barnes,Adam [PNT] |
| MISSED JUMPER by Jones,Jason | 04:06 | | | REBOUND (DEF) by Caldwell,Tyrone |
| REBOUND (DEF) by Jones,Jason | 03:57 | | | MISSED 3 PTR by Baggett,Averitt |
| GOOD! LAYUP by Jones,Jason [PNT] | 03:52 | 18-22 | V 4 | |
| MISSED FT SHOT by Jones,Jason | 03:52 | | | FOUL by Schroeder,Cy (P1T5) |
| | 03:52 | | | REBOUND (DEF) by Schroeder,Cy |
| FOUL by Jones,Jason (P1T5) | 03:44 | | | |
| | 03:33 | 18-24 | V 6 | GOOD! LAYUP by Caldwell,Tyrone [PNT] |
| TURNOVR by Shellman,Dominique | 03:18 | | | STEAL by Barnes,Adam |
| | 03:15 | | | MISSED LAYUP by Barnes,Adam |
| | 03:15 | | | REBOUND (OFF) by Baggett,Averitt |
| STEAL by Brewer,Kris | 03:10 | | | TURNOVR by Baggett,Averitt |
| | 03:10 | | | FOUL by Schroeder,Cy (P2T6) |
| TURNOVR by Downey,Chris | 02:52 | | | |

| | | | | |
|---|---|---|---|---|
| | 02:51 | | | STEAL by Baggett,Averitt |
| FOUL by Downey,Chris (P2T6) | 02:51 | | | |
| SUB IN : Carter,Sampson | 02:51 | | | |
| SUB OUT: Downey,Chris | 02:51 | | | |
| REBOUND (DEF) by Jones,Jason | 02:34 | | | MISSED JUMPER by Caldwell,Tyrone |
| MISSED 3 PTR by Shellman,Dominique | 02:27 | | | REBOUND (DEF) by Schroeder,Cy |
| | 02:19 | 18-26 | V 8 | GOOD! LAYUP by Barnes,Adam [PNT] |
| FOUL by Shellman,Dominique (P1T7) | 02:13 | | | |
| TURNOVR by Shellman,Dominique | 02:13 | | | |
| | 01:56 | 18-29 | V 11 | GOOD! 3 PTR by Baggett,Averitt |
| GOOD! FT SHOT by Carter,Sampson | 01:34 | 19-29 | V 10 | FOUL by Baggett,Averitt (P2T7) |
| MISSED FT SHOT by Carter,Sampson | 01:34 | | | REBOUND (DEF) by Caldwell,Tyrone |
| SUB IN : Downey,Chris | 01:34 | | | |
| SUB OUT: Brock,Marterence | 01:34 | | | |
| | 01:19 | | | TURNOVR by Barnes,Adam |
| STEAL by Brewer,Kris | 01:18 | | | |
| GOOD! LAYUP by Carter,Sampson [PNT] | 01:15 | 21-29 | V 8 | |
| | 01:02 | | | SUB IN : Henderson,Lavonte |
| | 01:02 | | | SUB OUT: Schroeder,Cy |
| REBOUND (DEF) by Carter,Sampson | 00:49 | | | MISSED JUMPER by Henderson,Lavonte |
| MISSED 3 PTR by Downey,Chris | 00:36 | | | REBOUND (DEF) by Caldwell,Tyrone |
| | 00:27 | | | MISSED JUMPER by Henderson,Lavonte |
| | 00:27 | | | REBOUND (OFF) by Caldwell,Tyrone |
| | 00:25 | 21-31 | V 10 | GOOD! JUMPER by Caldwell,Tyrone [PNT] |
| TURNOVR by Carter,Sampson | 00:07 | | | |
| | 00:06 | | | STEAL by Harper,Reed |
| | 00:03 | 21-33 | V 12 | GOOD! LAYUP by Harper,Reed [FB/PNT] |

Clarksville 33, Ridgeway 21

3rd PERIOD Play-by-Play (Page 1)

| HOME TEAM: Ridgeway | TIME | SCORE | MAR | VISITORS: Clarksville |
|---|---|---|---|---|
| MISSED 3 PTR by Downey,Chris | 07:43 | | | REBOUND (DEF) by Henderson,Lavonte |
| REBOUND (DEF) by (TEAM) | 07:30 | | | MISSED 3 PTR by Harper,Reed |
| | 06:58 | | | FOUL by Barnes,Adam (P1T1) |
| TURNOVR by Carter,Sampson | 06:48 | | | STEAL by Barnes,Adam |
| FOUL by Jones,Jason (P2T1) | 06:46 | | | |
| STEAL by Carter,Sampson | 06:29 | | | TURNOVR by Henderson,Lavonte |
| GOOD! FT SHOT by Shellman,Dominique | 06:26 | 22-33 | V 11 | FOUL by Barnes,Adam (P2T2) |
| GOOD! FT SHOT by Shellman,Dominique | 06:26 | 23-33 | V 10 | |
| SUB IN : Brock,Marterence | 06:26 | | | |
| SUB OUT: Maclin,Corderio | 06:26 | | | |
| | 06:22 | 23-35 | V 12 | GOOD! LAYUP by Caldwell,Tyrone [PNT] |
| FOUL by Jones,Jason (P3T2) | 06:22 | 23-36 | V 13 | GOOD! FT SHOT by Caldwell,Tyrone |
| SUB IN : Brewer,Kris | 06:22 | | | |
| SUB OUT: Downey,Chris | 06:22 | | | |
| GOOD! 3 PTR by Jones,Jason | 06:02 | 26-36 | V 10 | |
| ASSIST by Shellman,Dominique | 06:02 | | | |
| | 05:55 | | | TURNOVR by Harper,Reed |
| STEAL by Shellman,Dominique | 05:54 | | | |
| GOOD! LAYUP by Shellman,Dominique [PNT] | 05:53 | 28-36 | V 8 | |
| | 05:44 | 28-39 | V 11 | GOOD! 3 PTR by Baggett,Averitt |
| | 05:44 | | | ASSIST by Henderson,Lavonte |
| | 05:40 | | | TIMEOUT 30sec |
| SUB IN : Downey,Chris | 05:40 | | | |
| SUB OUT: Jones,Jason | 05:40 | | | |
| GOOD! LAYUP by Carter,Sampson [PNT] | 05:13 | 30-39 | V 9 | |
| | 05:00 | 30-41 | V 11 | GOOD! JUMPER by Barnes,Adam [PNT] |
| GOOD! LAYUP by Carter,Sampson [PNT] | 04:54 | 32-41 | V 9 | |
| ASSIST by Shellman,Dominique | 04:54 | | | |
| | 04:44 | | | TURNOVR by Harper,Reed |
| STEAL by Brewer,Kris | 04:43 | | | |
| TURNOVR by Shellman,Dominique | 04:37 | | | |
| | 04:35 | | | STEAL by Barnes,Adam |
| REBOUND (DEF) by Downey,Chris | 04:16 | | | MISSED 3 PTR by Barnes,Adam |
| GOOD! JUMPER by Carter,Sampson | 04:00 | 34-41 | V 7 | |
| ASSIST by Shellman,Dominique | 03:57 | | | |
| FOUL by Shellman,Dominique (P2T3) | 03:54 | | | |
| SUB IN : Black,Tarik | 03:54 | | | |
| SUB OUT: Downey,Chris | 03:54 | | | |
| REBOUND (DEF) by Brewer,Kris | 03:48 | | | MISSED JUMPER by Barnes,Adam |
| GOOD! JUMPER by Brewer,Kris | 03:41 | 36-41 | V 5 | |
| | 03:24 | 36-44 | V 8 | GOOD! 3 PTR by Harper,Reed |
| | 03:24 | | | ASSIST by Barnes,Adam |
| MISSED JUMPER by Brock,Marterence | 03:00 | | | |
| REBOUND (OFF) by Brewer,Kris | 03:00 | | | |
| GOOD! JUMPER by Brewer,Kris [PNT] | 02:57 | 38-44 | V 6 | |
| | 02:50 | | | TURNOVR by Henderson,Lavonte |
| STEAL by Shellman,Dominique | 02:49 | | | |
| MISSED JUMPER by Shellman,Dominique | 02:46 | | | REBOUND (DEF) by Baggett,Averitt |
| | 02:41 | 38-46 | V 8 | GOOD! LAYUP by Caldwell,Tyrone [FB/PNT] |
| | 02:41 | | | ASSIST by Baggett,Averitt |
| TIMEOUT 30sec | 02:31 | | | |
| MISSED JUMPER by Black,Tarik | 02:16 | | | |
| REBOUND (OFF) by Black,Tarik | 02:16 | | | |
| GOOD! JUMPER by Black,Tarik | 02:14 | 40-46 | V 6 | |
| FOUL by Shellman,Dominique (P3T4) | 02:05 | | | |
| REBOUND (DEF) by Black,Tarik | 02:04 | | | MISSED 3 PTR by Harper,Reed |

| | | | | |
|---|---|---|---|---|
| TURNOVR by Black,Tarik | 02:00 | | | |
| | 01:59 | | | STEAL by Henderson,Lavonte |
| REBOUND (DEF) by Brewer,Kris | 01:27 | | | MISSED JUMPER by Caldwell,Tyrone |
| TURNOVR by Brewer,Kris | 01:23 | | | |
| | 01:21 | | | STEAL by Caldwell,Tyrone |
| REBOUND (DEF) by Black,Tarik | 01:03 | | | MISSED JUMPER by Baggett,Averitt |
| MISSED 3 PTR by Brock,Marterence | 00:53 | | | |
| REBOUND (OFF) by Brewer,Kris | 00:53 | | | |
| MISSED JUMPER by Carter,Sampson | 00:42 | | | REBOUND (DEF) by (TEAM) |
| SUB IN : Downey,Chris | 00:39 | | | |
| SUB OUT: Shellman,Dominique | 00:39 | | | |
| BLOCK by Carter,Sampson | 00:26 | | | MISSED JUMPER by Caldwell,Tyrone |
| | 00:24 | | | REBOUND (OFF) by Caldwell,Tyrone |
| REBOUND (DEF) by Brock,Marterence | 00:22 | | | MISSED JUMPER by Caldwell,Tyrone |
| MISSED JUMPER by Downey,Chris | 00:15 | | | |
| REBOUND (OFF) by Black,Tarik | 00:15 | | | |
| GOOD! JUMPER by Black,Tarik [PNT] | 00:12 | 42-46 | V 4 | |
| | 00:06 | | | TIMEOUT TEAM |

Clarksville 46, Ridgeway 42

4th PERIOD Play-by-Play (Page 1)

| HOME TEAM: Ridgeway | TIME | SCORE | MAR | VISITORS: Clarksville |
|---|---|---|---|---|
| SUB IN : Black,Tarik | 08:00 | | | |
| SUB OUT: Maclin,Corderio | 08:00 | | | |
| REBOUND (DEF) by Jones,Jason | 07:51 | | | MISSED LAYUP by Baggett,Averitt |
| TURNOVR by Shellman,Dominique | 07:41 | | | |
| | 07:40 | | | STEAL by Henderson,Lavonte |
| REBOUND (DEF) by (TEAM) | 07:28 | | | MISSED 3 PTR by Caldwell,Tyrone |
| MISSED JUMPER by Black,Tarik | 07:13 | | | |
| REBOUND (OFF) by Jones,Jason | 07:13 | | | |
| | 07:05 | | | FOUL by Henderson,Lavonte (P3T3) |
| MISSED JUMPER by Carter,Sampson | 07:00 | | | REBOUND (DEF) by Henderson,Lavonte |
| | 06:47 | | | TURNOVR by Caldwell,Tyrone |
| MISSED JUMPER by Black,Tarik | 06:35 | | | |
| REBOUND (OFF) by Black,Tarik | 06:35 | | | |
| GOOD! JUMPER by Black,Tarik [PNT] | 06:33 | 44-46 | V 2 | |
| | 06:27 | | | TURNOVR by Harper,Reed |
| STEAL by Black,Tarik | 06:25 | | | |
| GOOD! LAYUP by Jones,Jason [PNT] | 06:20 | 46-46 | T 2 | |
| | 05:15 | | | TURNOVR by Caldwell,Tyrone |
| MISSED JUMPER by Jones,Jason | 04:51 | | | REBOUND (DEF) by Henderson,Lavonte |
| FOUL by Carter,Sampson (P2T5) | 04:49 | | | |
| SUB IN : Brock,Marterence | 04:49 | | | |
| SUB OUT: Carter,Sampson | 04:49 | | | |
| | 04:41 | | | TURNOVR by Harper,Reed |
| TURNOVR by Jones,Jason | 04:28 | | | |
| | 04:27 | | | STEAL by Henderson,Lavonte |
| REBOUND (DEF) by Black,Tarik | 04:17 | | | MISSED JUMPER by Henderson,Lavonte |
| MISSED JUMPER by Black,Tarik | 03:59 | | | REBOUND (DEF) by Harper,Reed |
| REBOUND (DEF) by Black,Tarik | 03:33 | | | MISSED 3 PTR by Baggett,Averitt |
| GOOD! JUMPER by Shellman,Dominique [PNT] | 03:26 | 48-46 | H 2 | |
| FOUL by Downey,Chris (P3T6) | 03:03 | 48-47 | H 1 | GOOD! FT SHOT by Barnes,Adam |
| REBOUND (DEF) by Carter,Sampson | 03:03 | | | MISSED FT SHOT by Barnes,Adam |
| SUB IN : Carter,Sampson | 03:03 | | | |
| SUB IN : Maclin,Corderio | 03:03 | | | |
| SUB OUT: Downey,Chris | 03:03 | | | |
| SUB OUT: Black,Tarik | 03:03 | | | |
| TIMEOUT TEAM | 01:41 | | | |
| SUB IN : Downey,Chris | 01:41 | | | |
| SUB OUT: Maclin,Corderio | 01:41 | | | |
| GOOD! LAYUP by Shellman,Dominique [PNT] | 01:02 | 50-47 | H 3 | |
| REBOUND (DEF) by Carter,Sampson | 00:45 | | | MISSED JUMPER by Caldwell,Tyrone |
| | 00:43 | | | FOUL by Henderson,Lavonte (P4T4) |
| | 00:27 | | | FOUL by Barnes,Adam (P3T5) |
| | 00:25 | | | FOUL by Caldwell,Tyrone (P1T6) |
| GOOD! FT SHOT by Brock,Marterence | 00:10 | 51-47 | H 4 | FOUL by Caldwell,Tyrone (P2T7) |
| MISSED FT SHOT by Brock,Marterence | 00:10 | | | REBOUND (DEF) by Baggett,Averitt |
| | 00:00 | 51-50 | H 1 | GOOD! 3 PTR by Caldwell,Tyrone |

Ridgeway 51, Clarksville 50

Official Basketball Box Score -- 1st Half

Official Basketball Box Score -- 1st Half
Clarksville vs Ridgeway
03/13/08 8:45 PM at Murfreesboro, TN (Murphy Center)

VISITORS: Clarksville 26-8

| ## | Player Name | | TOT-FG FG-FGA | 3-PT FG-FGA | FT-FTA | REBOUNDS OF | DE | TOT | PF | TP | A | TO | BLK | S | MIN |
|---|---|---|---|---|---|---|---|---|---|---|---|---|---|---|---|
| 02 | Baggett,Averitt..... | * | 2-7 | 2-6 | 0-0 | 1 | 3 | 4 | 2 | 6 | 0 | 2 | 0 | 1 | 16 |
| 04 | Barnes,Adam..... | * | 5-9 | 0-1 | 0-0 | 1 | 1 | 2 | 0 | 10 | 1 | 1 | 1 | 1 | 16 |
| 10 | Harper,Reed..... | * | 2-4 | 1-2 | 0-0 | 1 | 2 | 3 | 1 | 5 | 2 | 0 | 0 | 2 | 16 |
| 24 | Caldwell,Tyrone..... | * | 5-6 | 1-1 | 0-0 | 1 | 5 | 6 | 0 | 11 | 0 | 1 | 0 | 0 | 16 |
| 30 | Henderson,Lavonte... | * | 0-3 | 0-0 | 0-0 | 0 | 0 | 0 | 2 | 0 | 0 | 2 | 0 | 0 | 11 |

| | | | | | | | | | | | | | |
|---|---|---|---|---|---|---|---|---|---|---|---|---|---|
| 20 Schroeder,Cy..... | 0-0 | 0-0 | 1-2 | 1 | 2 | 3 | 2 | 1 | 0 | 0 | 0 | 0 | 5 |
| TEAM..... | | | | | 1 | 1 | | | | | | | |
| Totals..... | 14-29 | 4-10 | 1-2 | 5 | 14 | 19 | 7 | 33 | 3 | 6 | 1 | 4 | 80 |

TOTAL FG% 1st Half: 14-29 48.3%
3-Pt. FG% 1st Half: 4-10 40.0%
F Throw % 1st Half: 1-2 50.0%

---

HOME TEAM: Ridgeway 32-3

| ## | Player Name | | TOT-FG FG-FGA | 3-PT FG-FGA | FT-FTA | REBOUNDS OF | DE | TOT | PF | TP | A | TO | BLK | S | MIN |
|---|---|---|---|---|---|---|---|---|---|---|---|---|---|---|---|
| 10 | Downey,Chris..... | * | 1-5 | 1-4 | 0-0 | 0 | 0 | 0 | 2 | 3 | 1 | 2 | 0 | 0 | 13 |
| 15 | Carter,Sampson..... | * | 3-7 | 0-0 | 1-2 | 1 | 4 | 5 | 1 | 7 | 0 | 1 | 1 | 0 | 12 |
| 20 | Shellman,Dominique.. | * | 0-3 | 0-3 | 0-0 | 0 | 0 | 0 | 1 | 0 | 0 | 3 | 0 | 0 | 15 |
| 22 | Jones,Jason..... | * | 2-6 | 0-0 | 0-1 | 0 | 5 | 5 | 1 | 4 | 2 | 1 | 0 | 1 | 15 |
| 45 | Maclin,Corderio..... | * | 1-1 | 0-0 | 1-1 | 2 | 1 | 3 | 1 | 3 | 0 | 1 | 0 | 0 | 7 |
| 01 | Brock,Marterence.... | | 1-3 | 0-0 | 2-2 | 1 | 0 | 1 | 0 | 4 | 0 | 0 | 0 | 2 | 8 |
| 30 | Brewer,Kris..... | | 0-0 | 0-0 | 0-0 | 0 | 0 | 0 | 1 | 0 | 1 | 0 | 0 | 2 | 6 |
| 32 | Crockett,Chris..... | | 0-0 | 0-0 | 0-0 | 0 | 0 | 0 | 0 | 0 | 0 | 0 | 0 | 0 | 4 |
| 40 | Black,Tarik..... | | 0-0 | 0-0 | 0-0 | 0 | 0 | 0 | 0 | 0 | 0 | 0 | 0 | 0 | 0 |
| | TEAM..... | | | | | 1 | | 1 | | | | | | | |
| | Totals..... | | 8-25 | 1-7 | 4-6 | 5 | 10 | 15 | 7 | 21 | 4 | 8 | 1 | 5 | 80 |

TOTAL FG% 1st Half: 8-25 32.0%
3-Pt. FG% 1st Half: 1-7 14.3%
F Throw % 1st Half: 4-6 66.7%

---

Officials: Jeff Smith, James Hicks, Greg Porter
Technical fouls: Clarksville-None. Ridgeway-None.
Attendance:

| Score by Periods | 1st | 2nd |
|---|---|---|
| Clarksville..... | 12 | 21 |
| Ridgeway..... | 12 | 9 |

# 2007 Class AAA State Boys' Basketball Tournament

## March 14 - March 17, 2007 · Murphy Center - MTSU - Murfreesboro, TN

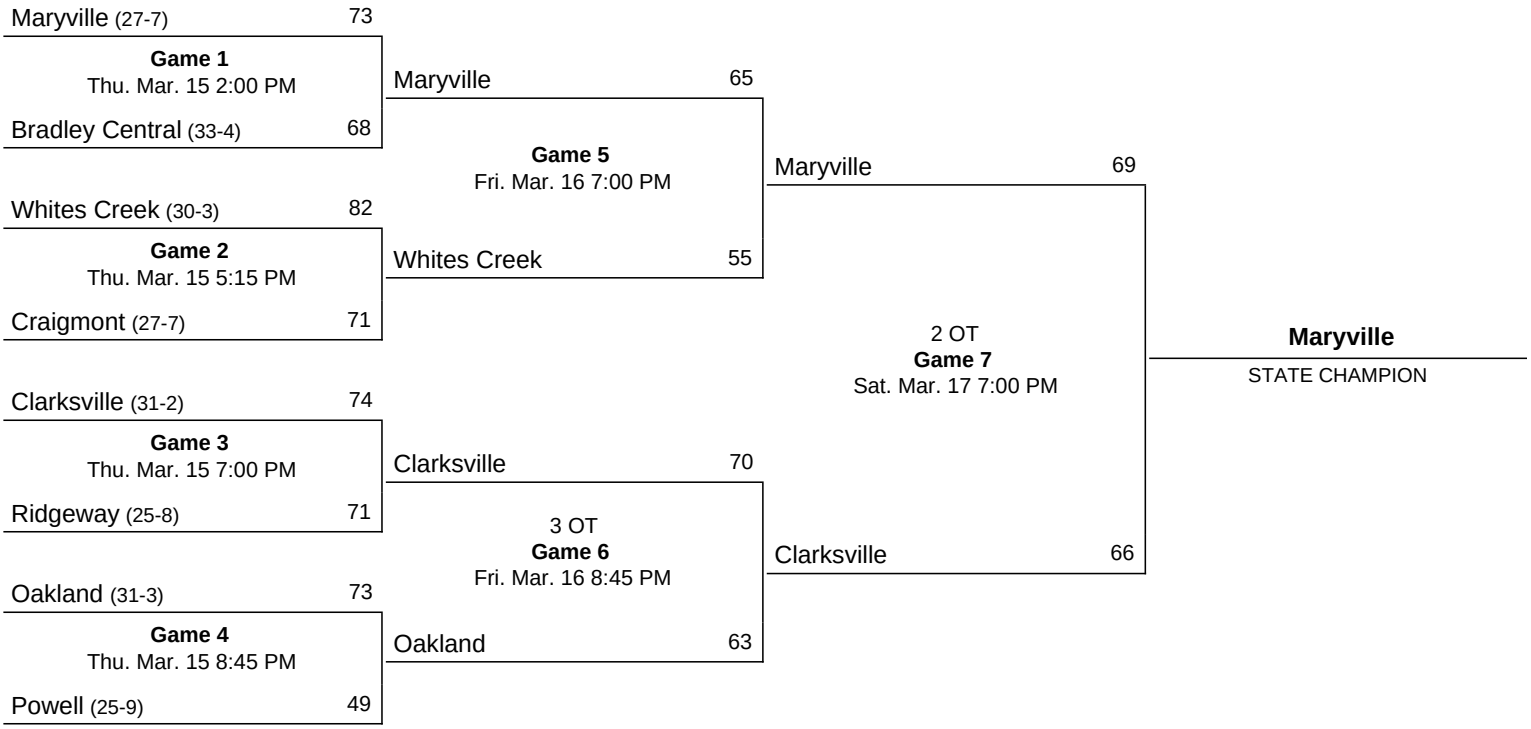

Official Basketball Box Score
Clarksville vs Ridgeway
03/15/07 7:00 PM at Murfreesboro, TN

---

VISITORS: Clarksville 32-2

| ## | Player Name | | TOT-FG FG-FGA | 3-PT FG-FGA | FT-FTA | REBOUNDS OF | DE | TOT | PF | TP | A | TO | BLK | S | MIN |
|---|---|---|---|---|---|---|---|---|---|---|---|---|---|---|---|
| 04 | Barnes, Adam..... | * | 2-3 | 0-0 | 0-3 | 1 | 2 | 3 | 2 | 4 | 2 | 3 | 0 | 0 | 17 |
| 10 | Harper, Ryne..... | * | 5-11 | 5-8 | 4-6 | 0 | 5 | 5 | 3 | 19 | 0 | 3 | 0 | 0 | 32 |
| 24 | Caldwell, Tyrone.... | * | 4-9 | 1-3 | 12-14 | 1 | 7 | 8 | 3 | 21 | 6 | 3 | 0 | 0 | 32 |
| 30 | Henderson, Lavonte.. | * | 5-6 | 0-0 | 1-4 | 2 | 2 | 4 | 2 | 11 | 1 | 4 | 0 | 2 | 18 |
| 31 | Merriweather, Shaun. | * | 1-5 | 0-0 | 2-3 | 1 | 7 | 8 | 4 | 4 | 0 | 4 | 0 | 1 | 26 |
| 03 | Harper, Reed..... | | 2-4 | 2-3 | 0-0 | 0 | 0 | 0 | 1 | 6 | 0 | 0 | 0 | 0 | 13 |
| 34 | Dowlen, Shawn..... | | 3-3 | 0-0 | 3-4 | 1 | 2 | 3 | 3 | 9 | 3 | 3 | 0 | 2 | 22 |
| | TEAM..... | | | | | | 2 | 2 | | | | | | | |
| | Totals..... | | 22-41 | 8-14 | 22-34 | 6 | 27 | 33 | 18 | 74 | 12 | 20 | 0 | 5 | 160 |

TOTAL FG% 1st Half: 9-18 50.0% 2nd Half: 13-23 56.5% Game: 53.7% DEADB
3-Pt. FG% 1st Half: 5-8 62.5% 2nd Half: 3-6 50.0% Game: 57.1% REBS
F Throw % 1st Half: 4-7 57.1% 2nd Half: 18-27 66.7% Game: 64.7% 4

---

HOME TEAM: Ridgeway 25-9

| ## | Player Name | | TOT-FG FG-FGA | 3-PT FG-FGA | FT-FTA | REBOUNDS OF | DE | TOT | PF | TP | A | TO | BLK | S | MIN |
|---|---|---|---|---|---|---|---|---|---|---|---|---|---|---|---|
| 01 | Brock, Martino..... | * | 2-8 | 0-1 | 1-2 | 1 | 1 | 2 | 3 | 5 | 4 | 3 | 0 | 3 | 22 |
| 11 | Wooten, Anthony..... | * | 6-12 | 2-6 | 2-4 | 1 | 4 | 5 | 3 | 16 | 0 | 2 | 1 | 1 | 22 |
| 22 | Jones, Jason..... | * | 7-15 | 2-5 | 6-7 | 3 | 4 | 7 | 3 | 22 | 1 | 2 | 0 | 2 | 29 |
| 25 | Walls, Nick..... | * | 1-5 | 0-1 | 2-2 | 0 | 2 | 2 | 5 | 4 | 1 | 1 | 0 | 1 | 24 |
| 33 | Malone, Trevon..... | * | 4-6 | 0-0 | 0-2 | 0 | 6 | 6 | 2 | 8 | 0 | 3 | 0 | 0 | 29 |
| 10 | Boyce, Anthony..... | | 0-3 | 0-0 | 1-2 | 0 | 0 | 0 | 4 | 1 | 1 | 1 | 0 | 1 | 6 |
| 12 | Marshall, Darayl.... | | 3-4 | 0-1 | 1-1 | 0 | 0 | 0 | 4 | 7 | 1 | 0 | 0 | 1 | 8 |
| 20 | Shellman, Dominique. | | 1-1 | 0-0 | 0-0 | 0 | 0 | 0 | 0 | 2 | 0 | 0 | 0 | 0 | 2 |
| 30 | McDaniel, Larry..... | | 0-0 | 0-0 | 0-0 | 0 | 0 | 0 | 0 | 0 | 0 | 0 | 0 | 0 | 2 |
| 32 | Crockett, Chris..... | | 0-0 | 0-0 | 0-0 | 0 | 0 | 0 | 0 | 0 | 0 | 1 | 0 | 0 | 3 |
| 34 | Cathey, Dasmine..... | | 2-4 | 0-0 | 2-4 | 4 | 3 | 7 | 0 | 6 | 0 | 0 | 0 | 1 | 13 |
| | TEAM..... | | | | | 2 | 1 | 3 | | | | | | | |
| | Totals..... | | 26-58 | 4-14 | 15-24 | 11 | 21 | 32 | 24 | 71 | 8 | 13 | 1 | 10 | 160 |

TOTAL FG% 1st Half: 10-21 47.6% 2nd Half: 16-37 43.2% Game: 44.8% DEADB
3-Pt. FG% 1st Half: 2-6 33.3% 2nd Half: 2-8 25.0% Game: 28.6% REBS
F Throw % 1st Half: 5-7 71.4% 2nd Half: 10-17 58.8% Game: 62.5% 3

---

Officials: Todd Austin, Robert Springer, Gary Kennedy
Technical fouls: Clarksville-None. Ridgeway-None.
Attendance:

| Score by Periods | 1st | 2nd | 3rd | 4th | | Total |
|---|---|---|---|---|---|---|
| Clarksville..... | 7 | 20 | 26 | 21 | - | 74 |
| Ridgeway..... | 18 | 9 | 21 | 23 | - | 71 |

Play-By-Play
Clarksville vs Ridgeway
03/15/07 7:00 PM at Murfreesboro, TN

1st PERIOD Play-by-Play (Page 1)

| HOME TEAM: Ridgeway | TIME | SCORE | MAR | VISITORS: Clarksville |
|---|---|---|---|---|
| TURNOVR by Brock, Martino | 07:40 | | | |
| | 07:26 | | | TURNOVR by Merriweather, Shaun |
| GOOD! 3 PTR by Jones, Jason | 07:06 | 3-0 | H 3 | |
| ASSIST by Brock, Martino | 07:06 | | | |
| | 06:57 | | | TURNOVR by Barnes, Adam |
| | 06:54 | | | FOUL by Caldwell, Tyrone |
| TURNOVR by Malone, Trevon | 06:45 | | | |
| | 06:39 | | | MISSED JUMPER by Merriweather, Shaun |
| REBOUND (DEF) by Wooten, Anthony | 06:39 | | | |
| TURNOVR by Wooten, Anthony | 06:33 | | | |
| | 06:32 | | | STEAL by Merriweather, Shaun |
| | 06:27 | | | MISSED JUMPER by Henderson, Lavonte |
| REBOUND (DEF) by Wooten, Anthony | 06:27 | | | |
| TURNOVR by Walls, Nick | 06:13 | | | |
| | 05:56 | | | MISSED JUMPER by Harper, Ryne |
| REBOUND (DEF) by Malone, Trevon | 05:56 | | | |
| | 05:41 | | | FOUL by Harper, Ryne |
| GOOD! FT SHOT by Wooten, Anthony | 05:41 | 4-0 | H 4 | |
| GOOD! FT SHOT by Wooten, Anthony | 05:41 | 5-0 | H 5 | |
| MISSED FT SHOT by Wooten, Anthony | 05:41 | | | |
| | 05:41 | | | REBOUND (DEF) by Merriweather, Shaun |
| | 05:27 | | | TURNOVR by Caldwell, Tyrone |
| STEAL by Brock, Martino | 05:25 | | | |
| TURNOVR by Brock, Martino | 05:21 | | | |
| | 05:18 | | | FOUL by Dowlen, Shawn |
| | 05:14 | | | TURNOVR by Dowlen, Shawn |
| MISSED 3 PTR by Jones, Jason | 04:38 | | | |
| | 04:38 | | | REBOUND (DEF) by Caldwell, Tyrone |
| | 04:30 | 5-2 | H 3 | GOOD! JUMPER by Merriweather, Shaun |
| | 04:30 | | | ASSIST by Barnes, Adam |
| | 04:16 | | | FOUL by Dowlen, Shawn |
| GOOD! FT SHOT by Jones, Jason | 04:16 | 6-2 | H 4 | |
| GOOD! FT SHOT by Jones, Jason | 04:16 | 7-2 | H 5 | |
| | 04:12 | | | TURNOVR by Barnes, Adam |
| STEAL by Jones, Jason | 04:10 | | | |
| GOOD! JUMPER by Walls, Nick [PNT] | 04:06 | 9-2 | H 7 | |
| FOUL by Wooten, Anthony | 03:58 | | | |
| | 03:47 | | | MISSED 3 PTR by Caldwell, Tyrone |
| REBOUND (DEF) by (TEAM) | 03:47 | | | |
| FOUL by Malone, Trevon | 03:34 | | | |
| TURNOVR by Malone, Trevon | 03:34 | | | |
| | 03:23 | | | MISSED 3 PTR by Harper, Ryne |
| REBOUND (DEF) by Malone, Trevon | 03:23 | | | |
| GOOD! JUMPER by Malone, Trevon | 03:10 | 11-2 | H 9 | |
| ASSIST by Brock, Martino | 03:10 | | | |
| | 02:45 | | | MISSED JUMPER by Caldwell, Tyrone |
| BLOCK by Wooten, Anthony | 02:45 | | | |
| REBOUND (DEF) by Wooten, Anthony | 02:43 | | | |
| GOOD! 3 PTR by Wooten, Anthony | 02:36 | 14-2 | H 12 | |
| ASSIST by Walls, Nick | 02:36 | | | |
| FOUL by Jones, Jason | 02:27 | | | |
| | 02:27 | | | TIMEOUT TEAM |
| | 02:24 | | | TIMEOUT 30sec |
| | 02:22 | | | TURNOVR by Merriweather, Shaun |
| STEAL by Brock, Martino | 02:20 | | | |
| GOOD! JUMPER by Cathey, Dasmine | 02:14 | 16-2 | H 14 | |
| ASSIST by Brock, Martino | 02:14 | | | |
| FOUL by Brock, Martino | 02:02 | | | |
| | 01:52 | | | MISSED 3 PTR by Harper, Reed |
| REBOUND (DEF) by Brock, Martino | 01:52 | | | |
| MISSED JUMPER by Jones, Jason | 01:35 | | | |
| REBOUND (OFF) by (TEAM) | 01:35 | | | |
| TURNOVR by Jones, Jason | 01:31 | | | |
| | 01:28 | | | STEAL by Henderson, Lavonte |
| | 01:24 | 16-4 | H 12 | GOOD! LAYUP by Henderson, Lavonte [FB/PNT] |
| MISSED 3 PTR by Wooten, Anthony | 01:05 | | | |
| REBOUND (OFF) by Cathey, Dasmine | 01:05 | | | |
| | 01:04 | | | FOUL by Merriweather, Shaun |
| GOOD! JUMPER by Wooten, Anthony | 00:56 | 18-4 | H 14 | |
| | 00:45 | | | TURNOVR by Merriweather, Shaun |
| TURNOVR by Brock, Martino | 00:11 | | | |

| | | | | |
|---|---|---|---|---|
| | 00:01 | 18-7 | H 11 | GOOD! 3 PTR by Caldwell, Tyrone |

Ridgeway 18, Clarksville 7

2nd PERIOD Play-by-Play (Page 1)

| HOME TEAM: Ridgeway | TIME | SCORE | MAR | VISITORS: Clarksville |
|---|---|---|---|---|
| | 07:43 | 18-10 | H 8 | GOOD! 3 PTR by Harper, Reed |
| | 07:43 | | | ASSIST by Caldwell, Tyrone |
| MISSED JUMPER by Cathey, Dasmine | 07:01 | | | |
| | 07:01 | | | REBOUND (DEF) by Henderson, Lavonte |
| | 07:00 | | | TURNOVR by Henderson, Lavonte |
| STEAL by Cathey, Dasmine | 07:00 | | | |
| MISSED JUMPER by Brock, Martino | 06:53 | | | |
| REBOUND (OFF) by Brock, Martino | 06:53 | | | |
| MISSED JUMPER by Brock, Martino | 06:49 | | | |
| REBOUND (OFF) by Cathey, Dasmine | 06:49 | | | |
| GOOD! JUMPER by Cathey, Dasmine | 06:46 | 20-10 | H 10 | |
| | 06:31 | | | TURNOVR by Henderson, Lavonte |
| MISSED JUMPER by Wooten, Anthony | 06:18 | | | |
| | 06:18 | | | REBOUND (DEF) by Dowlen, Shawn |
| | 06:04 | | | FOUL by Harper, Ryne |
| | 06:04 | | | TURNOVR by Harper, Ryne |
| MISSED JUMPER by Jones, Jason | 05:45 | | | |
| | 05:45 | | | REBOUND (DEF) by Merriweather, Shaun |
| | 05:30 | 20-12 | H 8 | GOOD! JUMPER by Caldwell, Tyrone |
| MISSED JUMPER by Walls, Nick | 05:23 | | | |
| | 05:23 | | | REBOUND (DEF) by Caldwell, Tyrone |
| FOUL by Walls, Nick | 05:15 | | | |
| | 05:15 | 20-13 | H 7 | GOOD! FT SHOT by Caldwell, Tyrone |
| | 05:15 | 20-14 | H 6 | GOOD! FT SHOT by Caldwell, Tyrone |
| TURNOVR by Crockett, Chris | 04:54 | | | |
| | 04:39 | 20-17 | H 3 | GOOD! 3 PTR by Harper, Ryne |
| | 04:39 | | | ASSIST by Dowlen, Shawn |
| GOOD! JUMPER by Shellman, Dominique | 04:25 | 22-17 | H 5 | |
| | 04:11 | 22-20 | H 2 | GOOD! 3 PTR by Harper, Ryne |
| | 04:11 | | | ASSIST by Dowlen, Shawn |
| GOOD! JUMPER by Brock, Martino | 03:38 | 24-20 | H 4 | |
| FOUL by Brock, Martino | 03:23 | | | |
| | 03:23 | 24-21 | H 3 | GOOD! FT SHOT by Dowlen, Shawn |
| | 03:23 | | | MISSED FT SHOT by Dowlen, Shawn |
| REBOUND (DEF) by Malone, Trevon | 03:23 | | | |
| TURNOVR by Wooten, Anthony | 02:58 | | | |
| | 02:54 | | | TURNOVR by Merriweather, Shaun |
| MISSED 3 PTR by Wooten, Anthony | 02:34 | | | |
| | 02:34 | | | REBOUND (DEF) by Caldwell, Tyrone |
| | 02:26 | 24-24 | T 1 | GOOD! 3 PTR by Harper, Reed |
| | 02:26 | | | ASSIST by Caldwell, Tyrone |
| TURNOVR by Jones, Jason | 02:02 | | | |
| | 02:01 | | | STEAL by Dowlen, Shawn |
| | 01:40 | | | MISSED JUMPER by Harper, Ryne |
| REBOUND (DEF) by Malone, Trevon | 01:40 | | | |
| GOOD! JUMPER by Malone, Trevon | 01:17 | 26-24 | H 2 | |
| ASSIST by Jones, Jason | 01:17 | | | |
| | 01:00 | | | MISSED JUMPER by Merriweather, Shaun |
| | 01:00 | | | REBOUND (OFF) by Caldwell, Tyrone |
| FOUL by Walls, Nick | 00:57 | | | |
| | 00:39 | | | MISSED FT SHOT by Caldwell, Tyrone |
| | 00:39 | | | REBOUND (OFF) by (DEADBALL) |
| | 00:39 | 26-25 | H 1 | GOOD! FT SHOT by Caldwell, Tyrone |
| MISSED 3 PTR by Marshall, Darayl | 00:31 | | | |
| | 00:31 | | | REBOUND (DEF) by Merriweather, Shaun |
| FOUL by Malone, Trevon | 00:27 | | | |
| | 00:27 | | | MISSED FT SHOT by Merriweather, Shaun |
| REBOUND (DEF) by Cathey, Dasmine | 00:27 | | | |
| | 00:23 | | | FOUL by Henderson, Lavonte |
| GOOD! FT SHOT by Cathey, Dasmine | 00:23 | 27-25 | H 2 | |
| MISSED FT SHOT by Cathey, Dasmine | 00:23 | | | |
| | 00:23 | | | REBOUND (DEF) by Barnes, Adam |
| | 00:03 | 27-27 | T 2 | GOOD! JUMPER by Henderson, Lavonte |
| | 00:03 | | | ASSIST by Caldwell, Tyrone |

Ridgeway 27, Clarksville 27

3rd PERIOD Play-by-Play (Page 1)

| HOME TEAM: Ridgeway | TIME | SCORE | MAR | VISITORS: Clarksville |
|---|---|---|---|---|
| FOUL by Walls, Nick | 07:53 | | | |
| | 07:53 | 27-28 | V 1 | GOOD! FT SHOT by Merriweather, Shaun |
| | 07:53 | 27-29 | V 2 | GOOD! FT SHOT by Merriweather, Shaun |
| MISSED JUMPER by Malone, Trevon | 07:42 | | | |
| | 07:42 | | | REBOUND (DEF) by Barnes, Adam |
| | 07:34 | 27-31 | V 4 | GOOD! LAYUP by Barnes, Adam [PNT] |
| FOUL by Wooten, Anthony | 07:34 | | | |
| | 07:34 | | | MISSED FT SHOT by Barnes, Adam |
| | 07:34 | | | REBOUND (OFF) by Merriweather, Shaun |
| | 07:33 | | | MISSED JUMPER by Merriweather, Shaun |
| | 07:33 | | | REBOUND (OFF) by Henderson, Lavonte |
| FOUL by Wooten, Anthony | 07:26 | | | |
| | 07:25 | 27-33 | V 6 | GOOD! JUMPER by Henderson, Lavonte |
| | 07:25 | | | ASSIST by Barnes, Adam |
| | 07:11 | | | FOUL by Merriweather, Shaun |
| GOOD! FT SHOT by Jones, Jason | 07:11 | 28-33 | V 5 | |
| GOOD! FT SHOT by Jones, Jason | 07:11 | 29-33 | V 4 | |
| | 06:51 | | | MISSED 3 PTR by Harper, Ryne |
| | 06:51 | | | REBOUND (OFF) by Henderson, Lavonte |
| | 06:49 | 29-35 | V 6 | GOOD! JUMPER by Henderson, Lavonte |
| TURNOVR by Malone, Trevon | 06:38 | | | |
| | 06:36 | | | STEAL by Henderson, Lavonte |
| | 06:29 | | | MISSED 3 PTR by Harper, Ryne |
| REBOUND (DEF) by Malone, Trevon | 06:29 | | | |
| GOOD! JUMPER by Brock, Martino | 06:20 | 31-35 | V 4 | |
| | 06:08 | 31-37 | V 6 | GOOD! JUMPER by Henderson, Lavonte |
| MISSED JUMPER by Walls, Nick | 05:53 | | | |
| | 05:53 | | | REBOUND (DEF) by Harper, Ryne |
| | 05:46 | 31-39 | V 8 | GOOD! JUMPER by Caldwell, Tyrone |
| MISSED 3 PTR by Walls, Nick | 05:15 | | | |
| | 05:15 | | | REBOUND (DEF) by (TEAM) |
| | 05:12 | | | TURNOVR by Harper, Ryne |
| STEAL by Walls, Nick | 05:11 | | | |
| MISSED LAYUP by Walls, Nick | 05:08 | | | |
| REBOUND (OFF) by (TEAM) | 05:08 | | | |
| MISSED 3 PTR by Brock, Martino | 04:50 | | | |
| | 04:50 | | | REBOUND (DEF) by Harper, Ryne |
| FOUL by Marshall, Darayl | 04:42 | | | |
| | 04:42 | 31-40 | V 9 | GOOD! FT SHOT by Caldwell, Tyrone |
| | 04:42 | 31-41 | V 10 | GOOD! FT SHOT by Caldwell, Tyrone |
| GOOD! JUMPER by Jones, Jason | 04:25 | 33-41 | V 8 | |
| FOUL by Jones, Jason | 04:09 | | | |
| | 04:09 | 33-42 | V 9 | GOOD! FT SHOT by Caldwell, Tyrone |
| | 04:09 | 33-43 | V 10 | GOOD! FT SHOT by Caldwell, Tyrone |
| MISSED DUNK by Jones, Jason | 03:57 | | | |
| REBOUND (OFF) by Jones, Jason | 03:57 | | | |
| GOOD! JUMPER by Jones, Jason | 03:53 | 35-43 | V 8 | |
| | 03:53 | | | FOUL by Henderson, Lavonte |
| MISSED FT SHOT by Jones, Jason | 03:53 | | | |
| REBOUND (OFF) by Cathey, Dasmine | 03:53 | | | |
| | 03:52 | | | FOUL by Merriweather, Shaun |
| GOOD! FT SHOT by Cathey, Dasmine | 03:52 | 36-43 | V 7 | |
| MISSED FT SHOT by Cathey, Dasmine | 03:52 | | | |
| | 03:52 | | | REBOUND (DEF) by Merriweather, Shaun |
| FOUL by Marshall, Darayl | 03:46 | | | |
| | 03:41 | | | MISSED JUMPER by Merriweather, Shaun |
| | 03:41 | | | REBOUND (OFF) by Barnes, Adam |
| | 03:38 | 36-45 | V 9 | GOOD! JUMPER by Barnes, Adam |
| GOOD! 3 PTR by Jones, Jason | 03:06 | 39-45 | V 6 | |
| ASSIST by Marshall, Darayl | 03:06 | | | |
| | 02:50 | 39-47 | V 8 | GOOD! LAYUP by Dowlen, Shawn [PNT] |
| GOOD! JUMPER by Jones, Jason [PNT] | 02:34 | 41-47 | V 6 | |
| | 02:27 | | | TURNOVR by Caldwell, Tyrone |
| STEAL by Marshall, Darayl | 02:26 | | | |
| GOOD! LAYUP by Marshall, Darayl [FB/PNT] | 02:25 | 43-47 | V 4 | |
| | 02:11 | | | MISSED JUMPER by Harper, Reed |
| REBOUND (DEF) by Cathey, Dasmine | 02:11 | | | |
| TURNOVR by Boyce, Anthony | 01:59 | | | |
| | 01:56 | | | STEAL by Dowlen, Shawn |
| | 01:43 | | | MISSED 3 PTR by Caldwell, Tyrone |
| | 01:43 | | | REBOUND (OFF) by Dowlen, Shawn |
| FOUL by Boyce, Anthony | 01:40 | | | |
| TIMEOUT TEAM | 01:40 | | | |
| | 01:40 | 43-48 | V 5 | GOOD! FT SHOT by Dowlen, Shawn |
| | 01:40 | 43-49 | V 6 | GOOD! FT SHOT by Dowlen, Shawn |
| GOOD! JUMPER by Malone, Trevon | 01:18 | 45-49 | V 4 | |
| ASSIST by Boyce, Anthony | 01:18 | | | |
| FOUL by Marshall, Darayl | 00:56 | | | |

| | | | | |
|---|---|---|---|---|
| | 00:56 | 45-50 | V 5 | GOOD! FT SHOT by Caldwell, Tyrone |
| | 00:56 | 45-51 | V 6 | GOOD! FT SHOT by Caldwell, Tyrone |
| MISSED 3 PTR by Jones, Jason | 00:44 | | | |
| | 00:44 | | | REBOUND (DEF) by Caldwell, Tyrone |
| | 00:33 | 45-53 | V 8 | GOOD! LAYUP by Dowlen, Shawn [PNT] |
| | 00:33 | | | ASSIST by Caldwell, Tyrone |
| GOOD! JUMPER by Marshall, Darayl | 00:24 | 47-53 | V 6 | |
| | 00:24 | | | FOUL by Harper, Reed |
| GOOD! FT SHOT by Marshall, Darayl | 00:24 | 48-53 | V 5 | |
| | 00:16 | | | TURNOVR by Harper, Ryne |
| STEAL by Jones, Jason | 00:15 | | | |
| MISSED LAYUP by Jones, Jason | 00:11 | | | |
| | 00:11 | | | REBOUND (DEF) by Caldwell, Tyrone |
| | 00:01 | | | MISSED JUMPER by Caldwell, Tyrone |
| REBOUND (DEF) by Cathey, Dasmine | 00:00 | | | |

Clarksville 53, Ridgeway 48

4th PERIOD Play-by-Play (Page 1)

| HOME TEAM: Ridgeway | TIME | SCORE | MAR | VISITORS: Clarksville |
|---|---|---|---|---|
| GOOD! JUMPER by Malone, Trevon [PNT] | 07:55 | 50-53 | V 3 | |
| ASSIST by Brock, Martino | 07:55 | | | |
| | 07:26 | 50-56 | V 6 | GOOD! 3 PTR by Harper, Ryne |
| | 07:26 | | | ASSIST by Caldwell, Tyrone |
| | 07:07 | | | FOUL by Merriweather, Shaun |
| MISSED JUMPER by Malone, Trevon | 07:00 | | | |
| | 07:00 | | | REBOUND (DEF) by Caldwell, Tyrone |
| | 06:47 | | | TURNOVR by Dowlen, Shawn |
| STEAL by Brock, Martino | 06:46 | | | |
| | 06:42 | | | FOUL by Caldwell, Tyrone |
| GOOD! FT SHOT by Jones, Jason | 06:42 | 51-56 | V 5 | |
| GOOD! FT SHOT by Jones, Jason | 06:42 | 52-56 | V 4 | |
| FOUL by Brock, Martino | 06:32 | | | |
| | 06:32 | 52-57 | V 5 | GOOD! FT SHOT by Henderson, Lavonte |
| | 06:32 | | | MISSED FT SHOT by Henderson, Lavonte |
| REBOUND (DEF) by Jones, Jason | 06:32 | | | |
| | 06:16 | | | FOUL by Barnes, Adam |
| MISSED FT SHOT by Brock, Martino | 06:16 | | | |
| REBOUND (OFF) by (DEADBALL) | 06:16 | | | |
| GOOD! FT SHOT by Brock, Martino | 06:16 | 53-57 | V 4 | |
| | 06:05 | 53-60 | V 7 | GOOD! 3 PTR by Harper, Ryne |
| | 06:05 | | | ASSIST by Caldwell, Tyrone |
| MISSED JUMPER by Brock, Martino | 05:47 | | | |
| REBOUND (OFF) by Jones, Jason | 05:47 | | | |
| GOOD! JUMPER by Jones, Jason [PNT] | 05:44 | 55-60 | V 5 | |
| FOUL by Jones, Jason | 05:38 | | | |
| | 05:38 | 55-61 | V 6 | GOOD! FT SHOT by Harper, Ryne |
| | 05:38 | | | MISSED FT SHOT by Harper, Ryne |
| REBOUND (DEF) by Jones, Jason | 05:38 | | | |
| MISSED 3 PTR by Jones, Jason | 05:22 | | | |
| | 05:22 | | | REBOUND (DEF) by Harper, Ryne |
| | 05:15 | | | MISSED JUMPER by Caldwell, Tyrone |
| REBOUND (DEF) by Jones, Jason | 05:15 | | | |
| GOOD! JUMPER by Jones, Jason | 05:09 | 57-61 | V 4 | |
| TIMEOUT 30sec | 05:06 | | | |
| | 04:50 | | | TURNOVR by Henderson, Lavonte |
| | 04:35 | | | FOUL by Dowlen, Shawn |
| MISSED FT SHOT by Malone, Trevon | 04:35 | | | |
| REBOUND (OFF) by (DEADBALL) | 04:35 | | | |
| MISSED FT SHOT by Malone, Trevon | 04:35 | | | |
| | 04:35 | | | REBOUND (DEF) by Harper, Ryne |
| | 04:28 | 57-63 | V 6 | GOOD! JUMPER by Caldwell, Tyrone |
| MISSED JUMPER by Wooten, Anthony | 04:15 | | | |
| REBOUND (OFF) by Wooten, Anthony | 04:15 | | | |
| | 04:12 | | | FOUL by Harper, Ryne |
| MISSED FT SHOT by Wooten, Anthony | 04:12 | | | |
| | 04:12 | | | REBOUND (DEF) by Caldwell, Tyrone |
| | 04:07 | | | MISSED LAYUP by Barnes, Adam |
| REBOUND (DEF) by Malone, Trevon | 04:07 | | | |
| MISSED JUMPER by Brock, Martino | 03:55 | | | |
| | 03:55 | | | REBOUND (DEF) by Henderson, Lavonte |
| | 03:41 | | | MISSED JUMPER by Harper, Ryne |
| REBOUND (DEF) by Walls, Nick | 03:41 | | | |
| MISSED JUMPER by Brock, Martino | 03:34 | | | |
| | 03:34 | | | REBOUND (DEF) by Dowlen, Shawn |
| | 03:25 | 57-66 | V 9 | GOOD! 3 PTR by Harper, Ryne |
| | 03:25 | | | ASSIST by Dowlen, Shawn |

| | | | | |
|---|---|---|---|---|
| | 03:17 | | | TIMEOUT TEAM |
| | 03:12 | | | FOUL by Barnes, Adam |
| GOOD! FT SHOT by Walls, Nick | 03:12 | 58-66 | V 8 | |
| GOOD! FT SHOT by Walls, Nick | 03:12 | 59-66 | V 7 | |
| | 03:08 | | | TURNOVR by Dowlen, Shawn |
| GOOD! JUMPER by Wooten, Anthony [PNT] | 03:02 | 61-66 | V 5 | |
| FOUL by Boyce, Anthony | 02:56 | | | |
| | 02:53 | | | MISSED FT SHOT by Caldwell, Tyrone |
| | 02:53 | | | REBOUND (OFF) by (DEADBALL) |
| | 02:53 | 61-67 | V 6 | GOOD! FT SHOT by Caldwell, Tyrone |
| GOOD! JUMPER by Wooten, Anthony | 02:22 | 63-67 | V 4 | |
| FOUL by Marshall, Darayl | 02:21 | | | |
| | 02:21 | 63-68 | V 5 | GOOD! FT SHOT by Harper, Ryne |
| | 02:21 | | | MISSED FT SHOT by Harper, Ryne |
| REBOUND (DEF) by Wooten, Anthony | 02:21 | | | |
| MISSED JUMPER by Boyce, Anthony | 02:17 | | | |
| | 02:17 | | | REBOUND (DEF) by Merriweather, Shaun |
| FOUL by Boyce, Anthony | 02:12 | | | |
| | 02:12 | | | MISSED FT SHOT by Henderson, Lavonte |
| | 02:12 | | | REBOUND (OFF) by (DEADBALL) |
| TIMEOUT 30sec | 02:12 | | | |
| | 02:12 | | | MISSED FT SHOT by Henderson, Lavonte |
| REBOUND (DEF) by Walls, Nick | 02:12 | | | |
| MISSED JUMPER by Boyce, Anthony | 01:55 | | | |
| | 01:55 | | | REBOUND (DEF) by Merriweather, Shaun |
| | 01:46 | 63-70 | V 7 | GOOD! LAYUP by Dowlen, Shawn [PNT] |
| | 01:46 | | | ASSIST by Henderson, Lavonte |
| MISSED 3 PTR by Wooten, Anthony | 01:39 | | | |
| REBOUND (OFF) by Jones, Jason | 01:39 | | | |
| MISSED JUMPER by Jones, Jason | 01:36 | | | |
| | 01:36 | | | REBOUND (DEF) by Merriweather, Shaun |
| FOUL by Walls, Nick | 01:29 | | | |
| | 01:29 | 63-71 | V 8 | GOOD! FT SHOT by Caldwell, Tyrone |
| | 01:29 | 63-72 | V 9 | GOOD! FT SHOT by Caldwell, Tyrone |
| GOOD! LAYUP by Marshall, Darayl [PNT] | 01:20 | 65-72 | V 7 | |
| | 01:11 | | | TURNOVR by Caldwell, Tyrone |
| STEAL by Wooten, Anthony | 01:09 | | | |
| GOOD! 3 PTR by Wooten, Anthony | 01:08 | 68-72 | V 4 | |
| | 00:57 | | | TURNOVR by Henderson, Lavonte |
| STEAL by Boyce, Anthony | 00:56 | | | |
| | 00:54 | | | FOUL by Caldwell, Tyrone |
| MISSED FT SHOT by Boyce, Anthony | 00:54 | | | |
| REBOUND (OFF) by (DEADBALL) | 00:54 | | | |
| GOOD! FT SHOT by Boyce, Anthony | 00:44 | 69-72 | V 3 | |
| | 00:44 | | | TURNOVR by Barnes, Adam |
| GOOD! JUMPER by Wooten, Anthony | 00:39 | 71-72 | V 1 | |
| FOUL by Boyce, Anthony | 00:33 | | | |
| | 00:33 | | | MISSED FT SHOT by Barnes, Adam |
| | 00:33 | | | REBOUND (OFF) by (DEADBALL) |
| | 00:33 | | | MISSED FT SHOT by Barnes, Adam |
| REBOUND (DEF) by Jones, Jason | 00:33 | | | |
| MISSED JUMPER by Boyce, Anthony | 00:25 | | | |
| REBOUND (OFF) by Cathey, Dasmine | 00:25 | | | |
| MISSED JUMPER by Cathey, Dasmine | 00:23 | | | |
| | 00:23 | | | REBOUND (DEF) by Harper, Ryne |
| | 00:18 | | | TIMEOUT TEAM |
| FOUL by Walls, Nick | 00:06 | | | |
| TIMEOUT TEAM | 00:06 | | | |
| | 00:06 | 71-73 | V 2 | GOOD! FT SHOT by Harper, Ryne |
| | 00:06 | 71-74 | V 3 | GOOD! FT SHOT by Harper, Ryne |
| MISSED 3 PTR by Wooten, Anthony | 00:01 | | | |
| | 00:01 | | | REBOUND (DEF) by (TEAM) |

Clarksville 74, Ridgeway 71

Official Basketball Box Score -- 1st Half
Clarksville vs Ridgeway
03/15/07 7:00 PM at Murfreesboro, TN

---

VISITORS: Clarksville 32-2

| ## | Player Name | | TOT-FG FG-FGA | 3-PT FG-FGA | FT-FTA | REBOUNDS OF | DE | TOT | PF | TP | A | TO | BLK | S | MIN |
|---|---|---|---|---|---|---|---|---|---|---|---|---|---|---|---|
| 04 | Barnes, Adam..... | * | 0-0 | 0-0 | 0-0 | 0 | 1 | 1 | 0 | 0 | 1 | 2 | 0 | 0 | 6 |
| 10 | Harper, Ryne..... | * | 2-5 | 2-3 | 0-0 | 0 | 0 | 0 | 2 | 6 | 0 | 1 | 0 | 0 | 16 |
| 24 | Caldwell, Tyrone.... | * | 2-4 | 1-2 | 3-4 | 1 | 3 | 4 | 1 | 8 | 3 | 1 | 0 | 0 | 16 |
| 30 | Henderson, Lavonte.. | * | 2-3 | 0-0 | 0-0 | 0 | 1 | 1 | 1 | 4 | 0 | 2 | 0 | 1 | 8 |
| 31 | Merriweather, Shaun. | * | 1-3 | 0-0 | 0-1 | 0 | 3 | 3 | 1 | 2 | 0 | 4 | 0 | 1 | 14 |
| 03 | Harper, Reed..... | | 2-3 | 2-3 | 0-0 | 0 | 0 | 0 | 0 | 6 | 0 | 0 | 0 | 0 | 10 |
| 34 | Dowlen, Shawn..... | | 0-0 | 0-0 | 1-2 | 0 | 1 | 1 | 2 | 1 | 2 | 1 | 0 | 1 | 10 |
| | TEAM..... | | | | | | | | | | | | | | |
| | Totals..... | | 9-18 | 5-8 | 4-7 | 1 | 9 | 10 | 7 | 27 | 6 | 11 | 0 | 3 | 80 |

TOTAL FG% 1st Half: 9-18 50.0%
3-Pt. FG% 1st Half: 5-8 62.5%
F Throw % 1st Half: 4-7 57.1%

---

HOME TEAM: Ridgeway 25-9

| ## | Player Name | | TOT-FG FG-FGA | 3-PT FG-FGA | FT-FTA | REBOUNDS OF | DE | TOT | PF | TP | A | TO | BLK | S | MIN |
|---|---|---|---|---|---|---|---|---|---|---|---|---|---|---|---|
| 01 | Brock, Martino..... | * | 1-3 | 0-0 | 0-0 | 1 | 1 | 2 | 2 | 2 | 3 | 3 | 0 | 2 | 11 |
| 11 | Wooten, Anthony..... | * | 2-5 | 1-3 | 2-3 | 0 | 3 | 3 | 1 | 7 | 0 | 2 | 1 | 0 | 14 |
| 22 | Jones, Jason..... | * | 1-4 | 1-2 | 2-2 | 0 | 0 | 0 | 1 | 5 | 1 | 2 | 0 | 1 | 16 |
| 25 | Walls, Nick..... | * | 1-2 | 0-0 | 0-0 | 0 | 0 | 0 | 2 | 2 | 1 | 1 | 0 | 0 | 13 |
| 33 | Malone, Trevon..... | * | 2-2 | 0-0 | 0-0 | 0 | 4 | 4 | 2 | 4 | 0 | 2 | 0 | 0 | 13 |
| 10 | Boyce, Anthony..... | | 0-0 | 0-0 | 0-0 | 0 | 0 | 0 | 0 | 0 | 0 | 0 | 0 | 0 | 0 |
| 12 | Marshall, Darayl.... | | 0-1 | 0-1 | 0-0 | 0 | 0 | 0 | 0 | 0 | 0 | 0 | 0 | 0 | 1 |
| 20 | Shellman, Dominique. | | 1-1 | 0-0 | 0-0 | 0 | 0 | 0 | 0 | 2 | 0 | 0 | 0 | 0 | 2 |
| 30 | McDaniel, Larry..... | | 0-0 | 0-0 | 0-0 | 0 | 0 | 0 | 0 | 0 | 0 | 0 | 0 | 0 | 0 |
| 32 | Crockett, Chris..... | | 0-0 | 0-0 | 0-0 | 0 | 0 | 0 | 0 | 0 | 0 | 1 | 0 | 0 | 3 |
| 34 | Cathey, Dasmine..... | | 2-3 | 0-0 | 1-2 | 2 | 1 | 3 | 0 | 5 | 0 | 0 | 0 | 1 | 7 |
| | TEAM..... | | | | | 1 | 1 | 2 | | | | | | | |
| | Totals..... | | 10-21 | 2-6 | 5-7 | 4 | 10 | 14 | 8 | 27 | 5 | 11 | 1 | 4 | 80 |

TOTAL FG% 1st Half: 10-21 47.6%
3-Pt. FG% 1st Half: 2-6 33.3%
F Throw % 1st Half: 5-7 71.4%

---

Officials: Todd Austin, Robert Springer, Gary Kennedy
Technical fouls: Clarksville-None. Ridgeway-None.
Attendance:

| Score by Periods | 1st | 2nd |
|---|---|---|
| Clarksville..... | 7 | 20 |
| Ridgeway..... | 18 | 9 |

Official Basketball Box Score
Oakland vs Clarksville
03/16/07 8:45 PM at Murfreesboro, TN

---

VISITORS: Oakland 32-4

| ## | Player Name | | TOT-FG FG-FGA | 3-PT FG-FGA | FT-FTA | REBOUNDS OF | DE | TOT | PF | TP | A | TO | BLK | S | MIN |
|---|---|---|---|---|---|---|---|---|---|---|---|---|---|---|---|
| 04 | Maupins, DeAndre.... | * | 0-2 | 0-1 | 0-0 | 2 | 6 | 8 | 2 | 0 | 7 | 2 | 0 | 1 | 41 |
| 12 | Allen, Chaisson..... | * | 12-33 | 7-17 | 5-6 | 4 | 2 | 6 | 4 | 36 | 0 | 6 | 0 | 3 | 43 |
| 24 | Wade, Jaffarious.... | * | 3-20 | 0-7 | 4-6 | 3 | 2 | 5 | 4 | 10 | 3 | 2 | 0 | 2 | 44 |
| 42 | Blissard, Shane..... | * | 5-11 | 3-5 | 2-2 | 3 | 6 | 9 | 4 | 15 | 0 | 0 | 4 | 1 | 42 |
| 52 | Carlton, Kit..... | * | 1-6 | 0-0 | 0-0 | 2 | 1 | 3 | 2 | 2 | 1 | 2 | 1 | 0 | 17 |
| 32 | Epps, D'Juan..... | | 0-1 | 0-1 | 0-0 | 1 | 1 | 2 | 1 | 0 | 0 | 1 | 0 | 2 | 30 |
| 40 | Fann, Drew..... | | 0-0 | 0-0 | 0-0 | 0 | 0 | 0 | 0 | 0 | 0 | 0 | 0 | 0 | 3 |
| 44 | Harding, Kendall.... | | 0-0 | 0-0 | 0-0 | 0 | 0 | 0 | 0 | 0 | 0 | 0 | 0 | 0 | 0+ |
| | TEAM..... | | | | | 2 | 2 | 4 | | | | | | | |
| | Totals..... | | 21-73 | 10-31 | 11-14 | 17 | 20 | 37 | 17 | 63 | 11 | 13 | 5 | 9 | 220 |

| | | | | | | | | | | | |
|---|---|---|---|---|---|---|---|---|---|---|---|
| TOTAL FG% | 1st Half: | 9-29 | 31.0% | 2nd Half: | 10-27 | 37.0% | OT: | 2-17 | 11.8% | Game: 28.8% | DEADB |
| 3-Pt. FG% | 1st Half: | 4-9 | 44.4% | 2nd Half: | 4-11 | 36.4% | OT: | 2-11 | 18.2% | Game: 32.3% | REBS |
| F Throw % | 1st Half: | 2-3 | 66.7% | 2nd Half: | 4-6 | 66.7% | OT: | 5-5 | 100 % | Game: 78.6% | 0 |

---

HOME TEAM: Clarksville 33-2

| ## | Player Name | | TOT-FG FG-FGA | 3-PT FG-FGA | FT-FTA | REBOUNDS OF | DE | TOT | PF | TP | A | TO | BLK | S | MIN |
|---|---|---|---|---|---|---|---|---|---|---|---|---|---|---|---|
| 04 | Barnes, Adam..... | * | 4-7 | 1-2 | 1-4 | 1 | 6 | 7 | 1 | 10 | 0 | 1 | 1 | 2 | 40 |
| 10 | Harper, Ryne..... | * | 7-12 | 4-7 | 2-2 | 0 | 8 | 8 | 2 | 20 | 2 | 4 | 0 | 2 | 44 |
| 24 | Caldwell, Tyrone.... | * | 6-14 | 0-1 | 2-2 | 0 | 5 | 5 | 2 | 14 | 3 | 8 | 0 | 0 | 44 |
| 30 | Henderson, Lavonte.. | * | 4-7 | 0-0 | 1-2 | 2 | 5 | 7 | 4 | 9 | 3 | 1 | 1 | 0 | 33 |
| 31 | Merriweather, Shaun. | * | 6-14 | 0-0 | 1-1 | 5 | 8 | 13 | 1 | 13 | 1 | 2 | 0 | 0 | 39 |
| 02 | Baggett, Averitt.... | | 0-0 | 0-0 | 0-0 | 0 | 0 | 0 | 0 | 0 | 0 | 0 | 0 | 0 | 1 |
| 03 | Harper, Reed..... | | 0-1 | 0-1 | 0-0 | 0 | 0 | 0 | 0 | 0 | 0 | 0 | 0 | 0 | 4 |
| 34 | Dowlen, Shawn..... | | 2-2 | 0-0 | 0-1 | 0 | 3 | 3 | 5 | 4 | 1 | 2 | 0 | 1 | 15 |
| | TEAM..... | | | | | 3 | 3 | 6 | | | | | | | |
| | Totals..... | | 29-57 | 5-11 | 7-12 | 11 | 38 | 49 | 15 | 70 | 10 | 18 | 2 | 5 | 220 |

| | | | | | | | | | | | |
|---|---|---|---|---|---|---|---|---|---|---|---|
| TOTAL FG% | 1st Half: | 11-25 | 44.0% | 2nd Half: | 12-18 | 66.7% | OT: | 6-14 | 42.9% | Game: 50.9% | DEADB |
| 3-Pt. FG% | 1st Half: | 1-3 | 33.3% | 2nd Half: | 2-4 | 50.0% | OT: | 2-4 | 50.0% | Game: 45.5% | REBS |
| F Throw % | 1st Half: | 0-2 | 0.0% | 2nd Half: | 3-4 | 75.0% | OT: | 4-6 | 66.7% | Game: 58.3% | 2 |

---

Officials: George Hall, Jason Shelton, Brad Christian
Technical fouls: Oakland-None. Clarksville-None.
Attendance:

| Score by Periods | 1st | 2nd | 3rd | 4th | OT | OT2 | OT3 | | Total |
|---|---|---|---|---|---|---|---|---|---|
| Oakland..... | 16 | 8 | 12 | 16 | 5 | 6 | 0 | - | 63 |
| Clarksville..... | 9 | 14 | 12 | 17 | 5 | 6 | 7 | - | 70 |

Play-By-Play
Oakland vs Clarksville
03/16/07 8:45 PM at Murfreesboro, TN

1st PERIOD Play-by-Play (Page 1)

| HOME TEAM: Clarksville | TIME | SCORE | MAR | VISITORS: Oakland |
|---|---|---|---|---|
| | 07:45 | 0-2 | V 2 | GOOD! JUMPER by Allen, Chaisson |
| | 07:45 | | | ASSIST by Maupins, DeAndre |
| MISSED JUMPER by Caldwell, Tyrone | 07:35 | | | |
| | 07:35 | | | REBOUND (DEF) by Maupins, DeAndre |
| | 07:27 | | | MISSED JUMPER by Blissard, Shane |
| | 07:27 | | | REBOUND (OFF) by Carlton, Kit |
| | 07:25 | 0-4 | V 4 | GOOD! JUMPER by Carlton, Kit [PNT] |
| MISSED JUMPER by Merriweather, Shaun | 07:11 | | | |
| | 07:11 | | | REBOUND (DEF) by Blissard, Shane |
| | 06:52 | 0-7 | V 7 | GOOD! 3 PTR by Blissard, Shane |
| | 06:52 | | | ASSIST by Maupins, DeAndre |
| GOOD! 3 PTR by Harper, Ryne | 06:20 | 3-7 | V 4 | |
| ASSIST by Henderson, Lavonte | 06:20 | | | |
| | 06:07 | | | MISSED 3 PTR by Blissard, Shane |
| REBOUND (DEF) by Caldwell, Tyrone | 06:07 | | | |
| MISSED JUMPER by Henderson, Lavonte | 05:46 | | | |
| | 05:46 | | | REBOUND (DEF) by Carlton, Kit |
| | 05:27 | 3-9 | V 6 | GOOD! JUMPER by Allen, Chaisson |
| TURNOVR by Caldwell, Tyrone | 05:14 | | | |
| | 04:54 | | | MISSED JUMPER by Wade, Jaffarious |
| REBOUND (DEF) by Harper, Ryne | 04:54 | | | |
| TURNOVR by Caldwell, Tyrone | 04:44 | | | |
| | 04:29 | | | MISSED JUMPER by Blissard, Shane |
| | 04:29 | | | REBOUND (OFF) by Blissard, Shane |
| | 04:26 | 3-11 | V 8 | GOOD! JUMPER by Blissard, Shane [PNT] |
| MISSED JUMPER by Merriweather, Shaun | 04:10 | | | |
| | 04:10 | | | BLOCK by Carlton, Kit |
| REBOUND (OFF) by Henderson, Lavonte | 04:09 | | | |
| TURNOVR by Henderson, Lavonte | 04:09 | | | |
| | 03:59 | | | MISSED JUMPER by Wade, Jaffarious |
| | 03:59 | | | REBOUND (OFF) by Carlton, Kit |
| | 03:57 | | | MISSED JUMPER by Carlton, Kit |
| REBOUND (DEF) by Harper, Ryne | 03:57 | | | |
| | 03:55 | | | FOUL by Blissard, Shane |
| MISSED JUMPER by Caldwell, Tyrone | 03:43 | | | |
| REBOUND (OFF) by Merriweather, Shaun | 03:43 | | | |
| GOOD! JUMPER by Merriweather, Shaun | 03:41 | 5-11 | V 6 | |
| | 03:24 | 5-14 | V 9 | GOOD! 3 PTR by Allen, Chaisson |
| | 03:24 | | | ASSIST by Wade, Jaffarious |
| TURNOVR by Caldwell, Tyrone | 03:07 | | | |
| | 03:05 | | | STEAL by Allen, Chaisson |
| | 02:55 | 5-16 | V 11 | GOOD! JUMPER by Allen, Chaisson |
| FOUL by Caldwell, Tyrone | 02:55 | | | |
| TIMEOUT 30sec | 02:51 | | | |
| | 02:51 | | | MISSED FT SHOT by Allen, Chaisson |
| REBOUND (DEF) by Henderson, Lavonte | 02:51 | | | |
| MISSED JUMPER by Caldwell, Tyrone | 02:35 | | | |
| REBOUND (OFF) by Henderson, Lavonte | 02:35 | | | |
| GOOD! JUMPER by Henderson, Lavonte [PNT] | 02:32 | 7-16 | V 9 | |
| | 02:07 | | | MISSED JUMPER by Maupins, DeAndre |
| BLOCK by Barnes, Adam | 02:07 | | | |
| REBOUND (DEF) by Merriweather, Shaun | 02:06 | | | |
| TURNOVR by Merriweather, Shaun | 02:00 | | | |
| | 01:59 | | | STEAL by Allen, Chaisson |
| | 01:55 | | | MISSED JUMPER by Allen, Chaisson |
| REBOUND (DEF) by Merriweather, Shaun | 01:55 | | | |
| TURNOVR by Merriweather, Shaun | 01:51 | | | |
| | 01:50 | | | STEAL by Allen, Chaisson |
| | 01:47 | | | MISSED JUMPER by Wade, Jaffarious |
| REBOUND (DEF) by Barnes, Adam | 01:47 | | | |
| | 01:44 | | | FOUL by Epps, D'Juan |
| GOOD! JUMPER by Merriweather, Shaun | 01:24 | 9-16 | V 7 | |
| | 01:05 | | | MISSED 3 PTR by Allen, Chaisson |
| | 01:05 | | | REBOUND (OFF) by Maupins, DeAndre |
| | 00:56 | | | TURNOVR by Wade, Jaffarious |
| MISSED JUMPER by Merriweather, Shaun | 00:43 | | | |
| | 00:43 | | | BLOCK by Blissard, Shane |
| | 00:42 | | | REBOUND (DEF) by Maupins, DeAndre |
| | 00:38 | | | TURNOVR by Maupins, DeAndre |

| | | | | |
|---|---|---|---|---|
| MISSED 3 PTR by Harper, Reed | 00:05 | | | |
| | 00:05 | | | REBOUND (DEF) by (TEAM) |

Oakland 16, Clarksville 9

2nd PERIOD Play-by-Play (Page 1)

| HOME TEAM: Clarksville | TIME | SCORE | MAR | VISITORS: Oakland |
|---|---|---|---|---|
| GOOD! LAYUP by Caldwell, Tyrone [PNT] | 07:46 | 11-16 | V 5 | |
| | 07:38 | | | MISSED JUMPER by Allen, Chaisson |
| REBOUND (DEF) by Dowlen, Shawn | 07:38 | | | |
| GOOD! JUMPER by Caldwell, Tyrone | 07:21 | 13-16 | V 3 | |
| | 07:06 | | | MISSED JUMPER by Carlton, Kit |
| REBOUND (DEF) by Dowlen, Shawn | 07:06 | | | |
| GOOD! LAYUP by Merriweather, Shaun [PNT] | 06:59 | 15-16 | V 1 | |
| ASSIST by Caldwell, Tyrone | 06:59 | | | |
| | 06:40 | | | TIMEOUT 30sec |
| | 06:23 | | | MISSED 3 PTR by Wade, Jaffarious |
| | 06:23 | | | REBOUND (OFF) by Allen, Chaisson |
| | 06:11 | 15-19 | V 4 | GOOD! 3 PTR by Blissard, Shane |
| | 06:11 | | | ASSIST by Carlton, Kit |
| MISSED JUMPER by Caldwell, Tyrone | 05:57 | | | |
| | 05:57 | | | BLOCK by Blissard, Shane |
| | 05:56 | | | REBOUND (DEF) by Maupins, DeAndre |
| | 05:52 | | | MISSED JUMPER by Allen, Chaisson |
| REBOUND (DEF) by Dowlen, Shawn | 05:52 | | | |
| MISSED JUMPER by Harper, Ryne | 05:35 | | | |
| | 05:35 | | | REBOUND (DEF) by Allen, Chaisson |
| | 05:27 | | | MISSED JUMPER by Blissard, Shane |
| | 05:27 | | | REBOUND (OFF) by Blissard, Shane |
| | 05:24 | | | MISSED JUMPER by Blissard, Shane |
| | 05:24 | | | REBOUND (OFF) by Wade, Jaffarious |
| FOUL by Dowlen, Shawn | 05:21 | | | |
| | 05:01 | | | TURNOVR by Allen, Chaisson |
| STEAL by Dowlen, Shawn | 05:00 | | | |
| GOOD! LAYUP by Dowlen, Shawn [FB/PNT] | 04:58 | 17-19 | V 2 | |
| FOUL by Dowlen, Shawn | 04:27 | | | |
| | 04:27 | 17-20 | V 3 | GOOD! FT SHOT by Blissard, Shane |
| | 04:27 | 17-21 | V 4 | GOOD! FT SHOT by Blissard, Shane |
| GOOD! JUMPER by Henderson, Lavonte | 03:46 | 19-21 | V 2 | |
| | 03:32 | | | FOUL by Carlton, Kit |
| | 03:32 | | | TURNOVR by Carlton, Kit |
| MISSED 3 PTR by Harper, Ryne | 03:26 | | | |
| REBOUND (OFF) by Barnes, Adam | 03:26 | | | |
| GOOD! JUMPER by Barnes, Adam | 03:24 | 21-21 | T 1 | |
| | 03:10 | | | TURNOVR by Allen, Chaisson |
| STEAL by Barnes, Adam | 03:09 | | | |
| TURNOVR by Harper, Ryne | 03:08 | | | |
| | 02:28 | 21-24 | V 3 | GOOD! 3 PTR by Allen, Chaisson |
| TURNOVR by Caldwell, Tyrone | 02:12 | | | |
| | 02:12 | | | STEAL by Epps, D'Juan |
| | 01:59 | | | MISSED 3 PTR by Allen, Chaisson |
| REBOUND (DEF) by Harper, Ryne | 01:59 | | | |
| | 01:58 | | | FOUL by Allen, Chaisson |
| | 01:49 | | | FOUL by Allen, Chaisson |
| MISSED JUMPER by Merriweather, Shaun | 01:34 | | | |
| | 01:34 | | | REBOUND (DEF) by Epps, D'Juan |
| | 01:14 | | | MISSED JUMPER by Wade, Jaffarious |
| | 01:14 | | | REBOUND (OFF) by Allen, Chaisson |
| | 01:11 | | | MISSED JUMPER by Allen, Chaisson |
| REBOUND (DEF) by Merriweather, Shaun | 01:11 | | | |
| | 01:01 | | | FOUL by Blissard, Shane |
| MISSED JUMPER by Henderson, Lavonte | 00:55 | | | |
| REBOUND (OFF) by Merriweather, Shaun | 00:55 | | | |
| MISSED JUMPER by Merriweather, Shaun | 00:52 | | | |
| REBOUND (OFF) by Merriweather, Shaun | 00:52 | | | |
| GOOD! JUMPER by Merriweather, Shaun [PNT] | 00:50 | 23-24 | V 1 | |
| | 00:05 | | | TURNOVR by Maupins, DeAndre |
| STEAL by Harper, Ryne | 00:04 | | | |
| | 00:04 | | | FOUL by Maupins, DeAndre |
| MISSED FT SHOT by Barnes, Adam | 00:04 | | | |
| REBOUND (OFF) by (DEADBALL) | 00:04 | | | |
| MISSED FT SHOT by Barnes, Adam | 00:04 | | | |
| | 00:04 | | | REBOUND (DEF) by Wade, Jaffarious |
| | 00:00 | | | MISSED 3 PTR by Wade, Jaffarious |
| REBOUND (DEF) by (TEAM) | 00:00 | | | |

Oakland 24, Clarksville 23

3rd PERIOD Play-by-Play (Page 1)

| HOME TEAM: Clarksville | TIME | SCORE | MAR | VISITORS: Oakland |
|---|---|---|---|---|
| | 07:23 | 23-26 | V 3 | GOOD! JUMPER by Allen, Chaisson |
| GOOD! JUMPER by Henderson, Lavonte | 07:04 | 25-26 | V 1 | |
| ASSIST by Harper, Ryne | 07:04 | | | |
| | 06:47 | | | TURNOVR by Allen, Chaisson |
| STEAL by Harper, Ryne | 06:45 | | | |
| MISSED 3 PTR by Harper, Ryne | 06:39 | | | |
| | 06:39 | | | REBOUND (DEF) by Blissard, Shane |
| | 06:25 | | | MISSED JUMPER by Carlton, Kit |
| REBOUND (DEF) by Harper, Ryne | 06:25 | | | |
| GOOD! JUMPER by Caldwell, Tyrone | 06:17 | 27-26 | H 1 | |
| | 05:50 | | | MISSED 3 PTR by Allen, Chaisson |
| REBOUND (DEF) by Henderson, Lavonte | 05:50 | | | |
| GOOD! LAYUP by Caldwell, Tyrone [PNT] | 05:43 | 29-26 | H 3 | |
| | 05:39 | | | TIMEOUT 30sec |
| | 05:27 | 29-28 | H 1 | GOOD! LAYUP by Blissard, Shane [PNT] |
| TURNOVR by Caldwell, Tyrone | 05:13 | | | |
| | 05:12 | | | STEAL by Wade, Jaffarious |
| | 05:09 | | | MISSED LAYUP by Wade, Jaffarious |
| | 05:09 | | | REBOUND (OFF) by Allen, Chaisson |
| | 05:06 | | | MISSED JUMPER by Allen, Chaisson |
| REBOUND (DEF) by Barnes, Adam | 05:06 | | | |
| MISSED JUMPER by Barnes, Adam | 05:00 | | | |
| | 05:00 | | | REBOUND (DEF) by Blissard, Shane |
| | 04:48 | 29-31 | V 2 | GOOD! 3 PTR by Allen, Chaisson |
| | 04:48 | | | ASSIST by Maupins, DeAndre |
| GOOD! JUMPER by Caldwell, Tyrone | 04:27 | 31-31 | T 2 | |
| | 04:09 | | | FOUL by Carlton, Kit |
| | 04:09 | | | TURNOVR by Carlton, Kit |
| MISSED JUMPER by Merriweather, Shaun | 03:57 | | | |
| | 03:57 | | | REBOUND (DEF) by Blissard, Shane |
| FOUL by Henderson, Lavonte | 03:56 | | | |
| | 03:32 | | | MISSED 3 PTR by Allen, Chaisson |
| REBOUND (DEF) by Barnes, Adam | 03:32 | | | |
| | 03:31 | | | FOUL by Maupins, DeAndre |
| MISSED JUMPER by Merriweather, Shaun | 02:51 | | | |
| | 02:51 | | | REBOUND (DEF) by Blissard, Shane |
| | 02:31 | 31-33 | V 2 | GOOD! LAYUP by Allen, Chaisson [PNT] |
| MISSED 3 PTR by Caldwell, Tyrone | 02:22 | | | |
| | 02:22 | | | REBOUND (DEF) by Blissard, Shane |
| | 02:14 | | | FOUL by Allen, Chaisson |
| | 02:14 | | | TURNOVR by Allen, Chaisson |
| GOOD! JUMPER by Harper, Ryne | 02:06 | 33-33 | T 3 | |
| FOUL by Dowlen, Shawn | 01:42 | | | |
| | 01:42 | 33-34 | V 1 | GOOD! FT SHOT by Wade, Jaffarious |
| | 01:42 | | | MISSED FT SHOT by Wade, Jaffarious |
| REBOUND (DEF) by Henderson, Lavonte | 01:42 | | | |
| GOOD! JUMPER by Caldwell, Tyrone | 01:15 | 35-34 | H 1 | |
| | 00:58 | | | MISSED JUMPER by Allen, Chaisson |
| | 00:58 | | | REBOUND (OFF) by Allen, Chaisson |
| FOUL by Harper, Ryne | 00:56 | | | |
| FOUL by Henderson, Lavonte | 00:51 | | | |
| | 00:45 | 35-36 | V 1 | GOOD! JUMPER by Wade, Jaffarious [PNT] |
| MISSED JUMPER by Caldwell, Tyrone | 00:04 | | | |
| REBOUND (OFF) by (TEAM) | 00:04 | | | |

Oakland 36, Clarksville 35

4th PERIOD Play-by-Play (Page 1)

| HOME TEAM: Clarksville | TIME | SCORE | MAR | VISITORS: Oakland |
|---|---|---|---|---|
| GOOD! 3 PTR by Harper, Ryne | 07:47 | 38-36 | H 2 | |
| ASSIST by Caldwell, Tyrone | 07:47 | | | |
| | 07:29 | | | MISSED 3 PTR by Maupins, DeAndre |
| REBOUND (DEF) by Merriweather, Shaun | 07:29 | | | |
| GOOD! 3 PTR by Harper, Ryne | 07:18 | 41-36 | H 5 | |
| ASSIST by Caldwell, Tyrone | 07:18 | | | |
| | 07:09 | | | TIMEOUT TEAM |
| | 06:50 | | | MISSED JUMPER by Wade, Jaffarious |
| | 06:50 | | | REBOUND (OFF) by (TEAM) |

| | | | | |
|---|---|---|---|---|
| | 06:47 | 41-38 | H 3 | GOOD! LAYUP by Wade, Jaffarious [PNT] |
| | 06:47 | | | ASSIST by Maupins, DeAndre |
| FOUL by Dowlen, Shawn | 06:47 | | | |
| | 06:47 | | | MISSED FT SHOT by Wade, Jaffarious |
| REBOUND (DEF) by Merriweather, Shaun | 06:47 | | | |
| | 06:24 | | | FOUL by Wade, Jaffarious |
| GOOD! FT SHOT by Caldwell, Tyrone | 06:24 | 42-38 | H 4 | |
| GOOD! FT SHOT by Caldwell, Tyrone | 06:24 | 43-38 | H 5 | |
| | 06:10 | | | MISSED JUMPER by Wade, Jaffarious |
| REBOUND (DEF) by Merriweather, Shaun | 06:10 | | | |
| TURNOVR by Caldwell, Tyrone | 06:03 | | | |
| | 05:51 | | | MISSED 3 PTR by Blissard, Shane |
| REBOUND (DEF) by Harper, Ryne | 05:51 | | | |
| GOOD! JUMPER by Merriweather, Shaun | 05:22 | 45-38 | H 7 | |
| ASSIST by Dowlen, Shawn | 05:22 | | | |
| | 05:19 | | | FOUL by Blissard, Shane |
| GOOD! FT SHOT by Merriweather, Shaun | 05:19 | 46-38 | H 8 | |
| | 05:04 | | | TURNOVR by Allen, Chaisson |
| STEAL by Barnes, Adam | 05:03 | | | |
| GOOD! LAYUP by Barnes, Adam [FB/PNT] | 05:01 | 48-38 | H 10 | |
| | 04:58 | | | TIMEOUT TEAM |
| | 04:41 | 48-41 | H 7 | GOOD! 3 PTR by Allen, Chaisson |
| | 04:41 | | | ASSIST by Maupins, DeAndre |
| TURNOVR by Dowlen, Shawn | 04:24 | | | |
| | 04:23 | | | STEAL by Blissard, Shane |
| | 04:15 | | | MISSED JUMPER by Wade, Jaffarious |
| REBOUND (DEF) by Caldwell, Tyrone | 04:15 | | | |
| TURNOVR by Caldwell, Tyrone | 04:07 | | | |
| | 04:06 | | | STEAL by Maupins, DeAndre |
| | 04:04 | 48-44 | H 4 | GOOD! 3 PTR by Allen, Chaisson |
| | 04:01 | | | ASSIST by Maupins, DeAndre |
| TURNOVR by Harper, Ryne | 03:53 | | | |
| | 03:52 | | | STEAL by Wade, Jaffarious |
| | 03:51 | 48-46 | H 2 | GOOD! LAYUP by Wade, Jaffarious [FB/PNT] |
| FOUL by Barnes, Adam | 03:51 | | | |
| | 03:51 | 48-47 | H 1 | GOOD! FT SHOT by Wade, Jaffarious |
| TURNOVR by Dowlen, Shawn | 03:24 | | | |
| | 03:13 | | | MISSED 3 PTR by Allen, Chaisson |
| | 03:13 | | | REBOUND (OFF) by Wade, Jaffarious |
| | 03:09 | | | MISSED JUMPER by Wade, Jaffarious |
| REBOUND (DEF) by Harper, Ryne | 03:09 | | | |
| FOUL by Caldwell, Tyrone | 02:41 | | | |
| TURNOVR by Caldwell, Tyrone | 02:41 | | | |
| | 02:16 | | | MISSED JUMPER by Allen, Chaisson |
| | 02:16 | | | REBOUND (OFF) by Wade, Jaffarious |
| | 02:12 | | | MISSED JUMPER by Wade, Jaffarious |
| REBOUND (DEF) by Merriweather, Shaun | 02:12 | | | |
| | 02:08 | | | FOUL by Wade, Jaffarious |
| TIMEOUT TEAM | 01:58 | | | |
| GOOD! JUMPER by Harper, Ryne [PNT] | 01:45 | 50-47 | H 3 | |
| | 01:23 | | | MISSED 3 PTR by Wade, Jaffarious |
| REBOUND (DEF) by Barnes, Adam | 01:23 | | | |
| | 01:04 | | | FOUL by Wade, Jaffarious |
| MISSED FT SHOT by Dowlen, Shawn | 01:04 | | | |
| | 01:04 | | | REBOUND (DEF) by Wade, Jaffarious |
| | 00:47 | | | MISSED 3 PTR by Allen, Chaisson |
| | 00:47 | | | REBOUND (OFF) by Maupins, DeAndre |
| | 00:43 | 50-50 | T 4 | GOOD! 3 PTR by Allen, Chaisson |
| | 00:43 | | | ASSIST by Maupins, DeAndre |
| GOOD! JUMPER by Dowlen, Shawn | 00:18 | 52-50 | H 2 | |
| FOUL by Dowlen, Shawn | 00:06 | | | |
| | 00:06 | 52-51 | H 1 | GOOD! FT SHOT by Allen, Chaisson |
| TIMEOUT TEAM | 00:06 | | | |
| | 00:06 | 52-52 | T 5 | GOOD! FT SHOT by Allen, Chaisson |
| | 00:06 | | | TIMEOUT TEAM |

Clarksville 52, Oakland 52

OT PERIOD Play-by-Play (Page 1)

| HOME TEAM: Clarksville | TIME | SCORE | MAR | VISITORS: Oakland |
|---|---|---|---|---|
| TURNOVR by Harper, Ryne | 03:51 | | | |
| | 03:34 | | | MISSED 3 PTR by Allen, Chaisson |
| REBOUND (DEF) by Henderson, Lavonte | 03:34 | | | |
| GOOD! JUMPER by Merriweather, Shaun | 03:17 | 54-52 | H 2 | |
| ASSIST by Harper, Ryne | 03:17 | | | |

| | | | | |
|---|---|---|---|---|
| | 02:56 | | | MISSED 3 PTR by Wade, Jaffarious |
| | 02:56 | | | REBOUND (OFF) by Epps, D'Juan |
| FOUL by Merriweather, Shaun | 02:50 | | | |
| | 02:50 | 54-53 | H 1 | GOOD! FT SHOT by Wade, Jaffarious |
| | 02:50 | 54-54 | T 6 | GOOD! FT SHOT by Wade, Jaffarious |
| GOOD! 3 PTR by Harper, Ryne | 02:33 | 57-54 | H 3 | |
| ASSIST by Merriweather, Shaun | 02:33 | | | |
| | 02:13 | | | MISSED JUMPER by Allen, Chaisson |
| | 02:13 | | | REBOUND (OFF) by Blissard, Shane |
| | 02:06 | | | TIMEOUT TEAM |
| | 01:46 | 57-57 | T 7 | GOOD! 3 PTR by Blissard, Shane |
| | 01:46 | | | ASSIST by Wade, Jaffarious |
| MISSED 3 PTR by Barnes, Adam | 01:14 | | | |
| REBOUND (OFF) by Merriweather, Shaun | 01:14 | | | |
| MISSED JUMPER by Merriweather, Shaun | 01:04 | | | |
| | 01:04 | | | BLOCK by Blissard, Shane |
| REBOUND (OFF) by (TEAM) | 01:04 | | | |
| MISSED JUMPER by Caldwell, Tyrone | 01:00 | | | |
| | 01:00 | | | REBOUND (DEF) by Maupins, DeAndre |
| | 00:06 | | | TURNOVR by Wade, Jaffarious |
| MISSED 3 PTR by Harper, Ryne | 00:00 | | | |
| | 00:00 | | | BLOCK by Blissard, Shane |
| REBOUND (OFF) by (TEAM) | 00:00 | | | |

Clarksville 57, Oakland 57

OT2 PERIOD Play-by-Play (Page 1)

| HOME TEAM: Clarksville | TIME | SCORE | MAR | VISITORS: Oakland |
|---|---|---|---|---|
| | 03:41 | | | TURNOVR by Allen, Chaisson |
| MISSED JUMPER by Caldwell, Tyrone | 03:23 | | | |
| | 03:23 | | | REBOUND (DEF) by (TEAM) |
| | 03:04 | | | MISSED 3 PTR by Wade, Jaffarious |
| REBOUND (DEF) by (TEAM) | 03:04 | | | |
| GOOD! JUMPER by Henderson, Lavonte [PNT] | 02:51 | 59-57 | H 2 | |
| | 02:24 | | | MISSED JUMPER by Allen, Chaisson |
| BLOCK by Henderson, Lavonte | 02:24 | | | |
| REBOUND (DEF) by Caldwell, Tyrone | 02:22 | | | |
| MISSED JUMPER by Henderson, Lavonte | 02:19 | | | |
| | 02:19 | | | REBOUND (DEF) by Maupins, DeAndre |
| | 02:13 | | | TURNOVR by Epps, D'Juan |
| GOOD! LAYUP by Barnes, Adam [PNT] | 01:40 | 61-57 | H 4 | |
| ASSIST by Henderson, Lavonte | 01:40 | | | |
| FOUL by Henderson, Lavonte | 01:22 | | | |
| | 01:22 | 61-58 | H 3 | GOOD! FT SHOT by Allen, Chaisson |
| | 01:22 | 61-59 | H 2 | GOOD! FT SHOT by Allen, Chaisson |
| GOOD! JUMPER by Harper, Ryne | 00:47 | 63-59 | H 4 | |
| | 00:39 | | | MISSED JUMPER by Allen, Chaisson |
| | 00:39 | | | REBOUND (OFF) by (TEAM) |
| | 00:31 | 63-62 | H 1 | GOOD! 3 PTR by Allen, Chaisson |
| | 00:31 | | | ASSIST by Wade, Jaffarious |
| FOUL by Henderson, Lavonte | 00:31 | | | |
| | 00:31 | 63-63 | T 8 | GOOD! FT SHOT by Allen, Chaisson |
| TURNOVR by Barnes, Adam | 00:02 | | | |
| | 00:01 | | | STEAL by Epps, D'Juan |
| | 00:00 | | | MISSED 3 PTR by Epps, D'Juan |
| REBOUND (DEF) by (TEAM) | 00:00 | | | |

Clarksville 63, Oakland 63

OT3 PERIOD Play-by-Play (Page 1)

| HOME TEAM: Clarksville | TIME | SCORE | MAR | VISITORS: Oakland |
|---|---|---|---|---|
| | 03:13 | | | MISSED JUMPER by Allen, Chaisson |
| REBOUND (DEF) by Caldwell, Tyrone | 03:13 | | | |
| MISSED JUMPER by Barnes, Adam | 02:42 | | | |
| | 02:42 | | | REBOUND (DEF) by Maupins, DeAndre |
| | 02:25 | | | MISSED JUMPER by Carlton, Kit |
| REBOUND (DEF) by Harper, Ryne | 02:25 | | | |
| | 02:15 | | | MISSED JUMPER by Carlton, Kit |
| REBOUND (DEF) by Harper, Ryne | 02:15 | | | |
| MISSED JUMPER by Harper, Ryne | 02:04 | | | |
| REBOUND (OFF) by Merriweather, Shaun | 02:04 | | | |
| GOOD! 3 PTR by Barnes, Adam | 01:52 | 66-63 | H 3 | |
| ASSIST by Henderson, Lavonte | 01:52 | | | |
| | 01:30 | | | MISSED 3 PTR by Wade, Jaffarious |
| REBOUND (DEF) by Henderson, Lavonte | 01:30 | | | |

| | | | | |
|---|---|---|---|---|
| FOUL by Harper, Ryne | 01:12 | | | |
| TURNOVR by Harper, Ryne | 01:12 | | | |
| | 01:12 | | | TIMEOUT TEAM |
| | 00:49 | | | MISSED 3 PTR by Allen, Chaisson |
| REBOUND (DEF) by Barnes, Adam | 00:49 | | | |
| | 00:38 | | | FOUL by Blissard, Shane |
| MISSED FT SHOT by Henderson, Lavonte | 00:38 | | | |
| REBOUND (OFF) by (DEADBALL) | 00:38 | | | |
| GOOD! FT SHOT by Henderson, Lavonte | 00:38 | 67-63 | H 4 | |
| | 00:26 | | | MISSED 3 PTR by Allen, Chaisson |
| REBOUND (DEF) by Merriweather, Shaun | 00:26 | | | |
| | 00:21 | | | FOUL by Wade, Jaffarious |
| GOOD! FT SHOT by Harper, Ryne | 00:21 | 68-63 | H 5 | |
| GOOD! FT SHOT by Harper, Ryne | 00:21 | 69-63 | H 6 | |
| | 00:14 | | | MISSED 3 PTR by Wade, Jaffarious |
| REBOUND (DEF) by Barnes, Adam | 00:14 | | | |
| | 00:11 | | | FOUL by Allen, Chaisson |
| GOOD! FT SHOT by Barnes, Adam | 00:11 | 70-63 | H 7 | |
| MISSED FT SHOT by Barnes, Adam | 00:11 | | | |
| | 00:11 | | | REBOUND (DEF) by Allen, Chaisson |
| | 00:03 | | | MISSED 3 PTR by Allen, Chaisson |
| REBOUND (DEF) by Caldwell, Tyrone | 00:03 | | | |

Clarksville 70, Oakland 63

Official Basketball Box Score -- 1st Half
Oakland vs Clarksville
03/16/07 8:45 PM at Murfreesboro, TN

---

VISITORS: Oakland 32-4

| ## | Player Name | | TOT-FG FG-FGA | 3-PT FG-FGA | FT-FTA | REBOUNDS OF | DE | TOT | PF | TP | A | TO | BLK | S | MIN |
|---|---|---|---|---|---|---|---|---|---|---|---|---|---|---|---|
| 04 | Maupins, DeAndre.... | * | 0-1 | 0-0 | 0-0 | 1 | 3 | 4 | 1 | 0 | 2 | 2 | 0 | 0 | 14 |
| 12 | Allen, Chaisson..... | * | 5-11 | 2-4 | 0-1 | 2 | 1 | 3 | 2 | 12 | 0 | 2 | 0 | 3 | 15 |
| 24 | Wade, Jaffarious.... | * | 0-6 | 0-2 | 0-0 | 1 | 1 | 2 | 0 | 0 | 1 | 1 | 0 | 0 | 16 |
| 42 | Blissard, Shane..... | * | 3-8 | 2-3 | 2-2 | 2 | 1 | 3 | 2 | 10 | 0 | 0 | 2 | 0 | 14 |
| 52 | Carlton, Kit..... | * | 1-3 | 0-0 | 0-0 | 2 | 1 | 3 | 1 | 2 | 1 | 1 | 1 | 0 | 10 |
| 32 | Epps, D'Juan..... | | 0-0 | 0-0 | 0-0 | 0 | 1 | 1 | 1 | 0 | 0 | 0 | 0 | 1 | 8 |
| 40 | Fann, Drew..... | | 0-0 | 0-0 | 0-0 | 0 | 0 | 0 | 0 | 0 | 0 | 0 | 0 | 0 | 3 |
| 44 | Harding, Kendall.... | | 0-0 | 0-0 | 0-0 | 0 | 0 | 0 | 0 | 0 | 0 | 0 | 0 | 0 | 0+ |
| | TEAM..... | | | | | | 1 | 1 | | | | | | | |
| | Totals..... | | 9-29 | 4-9 | 2-3 | 8 | 9 | 17 | 7 | 24 | 4 | 6 | 3 | 4 | 80 |

TOTAL FG% 1st Half: 9-29 31.0%
3-Pt. FG% 1st Half: 4-9 44.4%
F Throw % 1st Half: 2-3 66.7%

---

HOME TEAM: Clarksville 33-2

| ## | Player Name | | TOT-FG FG-FGA | 3-PT FG-FGA | FT-FTA | REBOUNDS OF | DE | TOT | PF | TP | A | TO | BLK | S | MIN |
|---|---|---|---|---|---|---|---|---|---|---|---|---|---|---|---|
| 04 | Barnes, Adam..... | * | 1-1 | 0-0 | 0-2 | 1 | 1 | 2 | 0 | 2 | 0 | 0 | 1 | 1 | 13 |
| 10 | Harper, Ryne..... | * | 1-3 | 1-2 | 0-0 | 0 | 3 | 3 | 0 | 3 | 0 | 1 | 0 | 1 | 16 |
| 24 | Caldwell, Tyrone.... | * | 2-6 | 0-0 | 0-0 | 0 | 1 | 1 | 1 | 4 | 1 | 4 | 0 | 0 | 16 |
| 30 | Henderson, Lavonte.. | * | 2-4 | 0-0 | 0-0 | 2 | 1 | 3 | 0 | 4 | 1 | 1 | 0 | 0 | 13 |
| 31 | Merriweather, Shaun. | * | 4-9 | 0-0 | 0-0 | 3 | 3 | 6 | 0 | 8 | 0 | 2 | 0 | 0 | 13 |
| 02 | Baggett, Averitt.... | | 0-0 | 0-0 | 0-0 | 0 | 0 | 0 | 0 | 0 | 0 | 0 | 0 | 0 | 0 |
| 03 | Harper, Reed..... | | 0-1 | 0-1 | 0-0 | 0 | 0 | 0 | 0 | 0 | 0 | 0 | 0 | 0 | 4 |
| 34 | Dowlen, Shawn..... | | 1-1 | 0-0 | 0-0 | 0 | 3 | 3 | 2 | 2 | 0 | 0 | 0 | 1 | 5 |
| | TEAM..... | | | | | | 1 | 1 | | | | | | | |
| | Totals..... | | 11-25 | 1-3 | 0-2 | 6 | 13 | 19 | 3 | 23 | 2 | 8 | 1 | 3 | 80 |

TOTAL FG% 1st Half: 11-25 44.0%
3-Pt. FG% 1st Half: 1-3 33.3%
F Throw % 1st Half: 0-2 0.0%

---

Officials: George Hall, Jason Shelton, Brad Christian
Technical fouls: Oakland-None. Clarksville-None.
Attendance:

| Score by Periods | 1st | 2nd |
|---|---|---|
| Oakland..... | 16 | 8 |
| Clarksville..... | 9 | 14 |

Official Basketball Box Score
Clarksville vs Maryville
03/17/07 7:00 PM at Murfreesboro, TN

---

VISITORS: Clarksville 33-3

| ## | Player Name | | TOT-FG FG-FGA | 3-PT FG-FGA | FT-FTA | REBOUNDS OF | DE | TOT | PF | TP | A | TO | BLK | S | MIN |
|---|---|---|---|---|---|---|---|---|---|---|---|---|---|---|---|
| 04 | Barnes, Adam..... | * | 2-6 | 0-2 | 0-0 | 3 | 0 | 3 | 5 | 4 | 1 | 1 | 0 | 0 | 32 |
| 10 | Harper, Ryne..... | * | 3-8 | 3-7 | 1-2 | 0 | 6 | 6 | 3 | 10 | 0 | 1 | 0 | 2 | 39 |
| 24 | Caldwell, Tyrone.... | * | 7-25 | 1-6 | 11-13 | 3 | 5 | 8 | 3 | 26 | 6 | 3 | 0 | 2 | 40 |
| 30 | Henderson, Lavonte.. | * | 3-9 | 0-0 | 2-4 | 3 | 6 | 9 | 3 | 8 | 1 | 2 | 1 | 2 | 36 |
| 31 | Merriweather, Shaun. | * | 7-14 | 0-0 | 2-3 | 2 | 6 | 8 | 3 | 16 | 0 | 1 | 0 | 0 | 31 |
| 02 | Baggett, Averitt.... | | 0-1 | 0-1 | 0-0 | 0 | 0 | 0 | 1 | 0 | 0 | 0 | 0 | 0 | 1 |
| 03 | Harper, Reed..... | | 0-0 | 0-0 | 0-0 | 0 | 0 | 0 | 1 | 0 | 0 | 1 | 0 | 0 | 4 |
| 34 | Dowlen, Shawn..... | | 1-5 | 0-0 | 0-1 | 0 | 2 | 2 | 4 | 2 | 0 | 4 | 0 | 1 | 17 |
| | TEAM..... | | | | | 7 | 1 | 8 | | | | | | | |
| | Totals..... | | 23-68 | 4-16 | 16-23 | 18 | 26 | 44 | 23 | 66 | 8 | 13 | 1 | 7 | 200 |

| | | | | | | | | | | | |
|---|---|---|---|---|---|---|---|---|---|---|---|
| TOTAL FG% | 1st Half: | 6-29 | 20.7% | 2nd Half: | 12-24 | 50.0% | OT: | 5-15 | 33.3% | Game: 33.8% | DEADB |
| 3-Pt. FG% | 1st Half: | 1-9 | 11.1% | 2nd Half: | 2-3 | 66.7% | OT: | 1-4 | 25.0% | Game: 25.0% | REBS |
| F Throw % | 1st Half: | 4-7 | 57.1% | 2nd Half: | 7-9 | 77.8% | OT: | 5-7 | 71.4% | Game: 69.6% | 3 |

---

HOME TEAM: Maryville 30-7

| ## | Player Name | | TOT-FG FG-FGA | 3-PT FG-FGA | FT-FTA | REBOUNDS OF | DE | TOT | PF | TP | A | TO | BLK | S | MIN |
|---|---|---|---|---|---|---|---|---|---|---|---|---|---|---|---|
| 02 | Maples, Tyler..... | * | 2-8 | 0-3 | 1-5 | 0 | 4 | 4 | 5 | 5 | 3 | 5 | 1 | 0 | 33 |
| 05 | Damron, Jordan..... | * | 8-18 | 6-13 | 7-9 | 3 | 8 | 11 | 0 | 29 | 1 | 7 | 0 | 0 | 39 |
| 11 | Lambert, Wes..... | * | 3-9 | 1-6 | 0-0 | 2 | 1 | 3 | 1 | 7 | 2 | 1 | 0 | 0 | 38 |
| 32 | Basile, Kent..... | * | 3-9 | 0-3 | 1-2 | 0 | 5 | 5 | 5 | 7 | 5 | 3 | 0 | 2 | 19 |
| 50 | Douglas, Aaron..... | * | 7-10 | 0-0 | 3-4 | 4 | 7 | 11 | 4 | 17 | 1 | 2 | 8 | 0 | 37 |
| 21 | Click, Ryan..... | | 1-2 | 1-1 | 0-0 | 1 | 4 | 5 | 1 | 3 | 1 | 0 | 0 | 1 | 20 |
| 33 | Pickle, Kyle..... | | 0-0 | 0-0 | 0-0 | 0 | 0 | 0 | 1 | 0 | 0 | 0 | 0 | 0 | 3 |
| 35 | Allen, Josh..... | | 0-0 | 0-0 | 0-0 | 0 | 0 | 0 | 0 | 0 | 0 | 0 | 0 | 0 | 0+ |
| 42 | Jolly, Will..... | | 0-1 | 0-0 | 0-0 | 1 | 0 | 1 | 2 | 0 | 1 | 1 | 1 | 0 | 3 |
| 44 | Reynolds, Jay..... | | 0-2 | 0-0 | 1-2 | 2 | 1 | 3 | 1 | 1 | 0 | 1 | 0 | 0 | 8 |
| | TEAM..... | | | | | 3 | 1 | 4 | | | | | | | |
| | Totals..... | | 24-59 | 8-26 | 13-22 | 16 | 31 | 47 | 20 | 69 | 14 | 20 | 10 | 3 | 200 |

| | | | | | | | | | | | |
|---|---|---|---|---|---|---|---|---|---|---|---|
| TOTAL FG% | 1st Half: | 11-29 | 37.9% | 2nd Half: | 8-17 | 47.1% | OT: | 5-13 | 38.5% | Game: 40.7% | DEADB |
| 3-Pt. FG% | 1st Half: | 4-12 | 33.3% | 2nd Half: | 0-5 | 0.0% | OT: | 4-9 | 44.4% | Game: 30.8% | REBS |
| F Throw % | 1st Half: | 2-5 | 40.0% | 2nd Half: | 6-9 | 66.7% | OT: | 5-8 | 62.5% | Game: 59.1% | 2 |

---

Officials: George White, Brad Christian, Todd Austin
Technical fouls: Clarksville-None. Maryville-None.
Attendance:

| Score by Periods | 1st | 2nd | 3rd | 4th | OT | OT2 | | Total |
|---|---|---|---|---|---|---|---|---|
| Clarksville..... | 5 | 12 | 10 | 23 | 12 | 4 | - | 66 |
| Maryville..... | 17 | 11 | 11 | 11 | 12 | 7 | - | 69 |

All Tournament Team

Jamie Graham-Whites Creek, Chaisson Allen-Oakland, Shane Blissard-Oakland, Kent Basile-Maryville, Ryne Harper-Clarksville, Shaun Merriweather-Clarksville Tyler Maples-Maryville, Tyrone Caldwell-Clarksville, Jordan Damron(MVP)-Maryville, Aaron Douglas-Maryville

Play-By-Play
Clarksville vs Maryville
03/17/07 7:00 PM at Murfreesboro, TN

1st PERIOD Play-by-Play (Page 1)

| HOME TEAM: Maryville | TIME | SCORE | MAR | VISITORS: Clarksville |
|---|---|---|---|---|
| GOOD! LAYUP by Douglas, Aaron [PNT] | 07:38 | 2-0 | H 2 | |
| ASSIST by Basile, Kent | 07:38 | | | |
| | 07:25 | | | MISSED JUMPER by Caldwell, Tyrone |
| BLOCK by Douglas, Aaron | 07:25 | | | |
| | 07:25 | | | REBOUND (OFF) by (TEAM) |
| | 07:19 | | | MISSED JUMPER by Henderson, Lavonte |
| REBOUND (DEF) by Damron, Jordan | 07:19 | | | |
| MISSED 3 PTR by Maples, Tyler | 07:03 | | | |
| REBOUND (OFF) by (TEAM) | 07:03 | | | |
| MISSED 3 PTR by Basile, Kent | 06:57 | | | |
| | 06:57 | | | REBOUND (DEF) by Merriweather, Shaun |
| | 06:30 | | | MISSED JUMPER by Merriweather, Shaun |
| REBOUND (DEF) by Damron, Jordan | 06:30 | | | |
| TURNOVR by Damron, Jordan | 06:19 | | | |
| | 06:18 | | | STEAL by Caldwell, Tyrone |
| | 06:15 | | | FOUL by Caldwell, Tyrone |
| | 06:15 | | | TURNOVR by Caldwell, Tyrone |
| GOOD! JUMPER by Basile, Kent | 06:02 | 4-0 | H 4 | |
| ASSIST by Maples, Tyler | 06:02 | | | |
| FOUL by Basile, Kent | 05:40 | | | |
| | 05:37 | | | MISSED JUMPER by Merriweather, Shaun |
| | 05:37 | | | REBOUND (OFF) by Barnes, Adam |
| | 05:33 | | | MISSED JUMPER by Henderson, Lavonte |
| REBOUND (DEF) by Douglas, Aaron | 05:33 | | | |
| | 05:30 | | | FOUL by Merriweather, Shaun |
| GOOD! JUMPER by Basile, Kent | 05:20 | 6-0 | H 6 | |
| ASSIST by Lambert, Wes | 05:20 | | | |
| | 05:04 | 6-2 | H 4 | GOOD! JUMPER by Henderson, Lavonte |
| | 05:04 | | | ASSIST by Caldwell, Tyrone |
| GOOD! JUMPER by Douglas, Aaron | 04:48 | 8-2 | H 6 | |
| ASSIST by Basile, Kent | 04:48 | | | |
| | 04:35 | | | MISSED 3 PTR by Caldwell, Tyrone |
| REBOUND (DEF) by Basile, Kent | 04:35 | | | |
| GOOD! 3 PTR by Damron, Jordan | 04:26 | 11-2 | H 9 | |
| FOUL by Douglas, Aaron | 04:01 | | | |
| | 04:01 | | | MISSED FT SHOT by Henderson, Lavonte |
| | 04:01 | | | REBOUND (OFF) by (DEADBALL) |
| | 04:01 | 11-3 | H 8 | GOOD! FT SHOT by Henderson, Lavonte |
| | 04:01 | | | TIMEOUT MEDIA |
| MISSED LAYUP by Maples, Tyler | 03:45 | | | |
| REBOUND (OFF) by Jolly, Will | 03:45 | | | |
| MISSED JUMPER by Jolly, Will | 03:41 | | | |
| | 03:41 | | | REBOUND (DEF) by Harper, Ryne |
| | 03:37 | | | TURNOVR by Harper, Reed |
| MISSED LAYUP by Damron, Jordan | 03:21 | | | |
| | 03:21 | | | REBOUND (DEF) by Caldwell, Tyrone |
| | 03:15 | | | MISSED JUMPER by Caldwell, Tyrone |
| REBOUND (DEF) by Maples, Tyler | 03:15 | | | |
| MISSED 3 PTR by Lambert, Wes | 03:06 | | | |
| | 03:06 | | | REBOUND (DEF) by Dowlen, Shawn |
| | 02:48 | 11-5 | H 6 | GOOD! JUMPER by Dowlen, Shawn |
| FOUL by Jolly, Will | 02:48 | | | |
| | 02:48 | | | MISSED FT SHOT by Dowlen, Shawn |
| REBOUND (DEF) by Basile, Kent | 02:48 | | | |
| GOOD! 3 PTR by Damron, Jordan | 02:33 | 14-5 | H 9 | |
| ASSIST by Douglas, Aaron | 02:33 | | | |
| | 02:16 | | | MISSED 3 PTR by Caldwell, Tyrone |
| | 02:16 | | | REBOUND (OFF) by (TEAM) |
| | 02:09 | | | MISSED 3 PTR by Harper, Ryne |
| REBOUND (DEF) by Douglas, Aaron | 02:09 | | | |
| MISSED 3 PTR by Damron, Jordan | 01:49 | | | |
| | 01:49 | | | REBOUND (DEF) by Merriweather, Shaun |
| | 01:27 | | | TURNOVR by Merriweather, Shaun |
| TURNOVR by Basile, Kent | 01:09 | | | |
| | 01:09 | | | STEAL by Dowlen, Shawn |
| FOUL by Basile, Kent | 01:09 | | | |
| | 00:57 | | | MISSED JUMPER by Merriweather, Shaun |
| BLOCK by Douglas, Aaron | 00:57 | | | |
| REBOUND (DEF) by Damron, Jordan | 00:55 | | | |

| | | | | |
|---|---|---|---|---|
| MISSED JUMPER by Damron, Jordan | 00:49 | | | |
| REBOUND (OFF) by Douglas, Aaron | 00:49 | | | |
| MISSED JUMPER by Douglas, Aaron | 00:45 | | | |
| REBOUND (OFF) by Damron, Jordan | 00:45 | | | |
| GOOD! JUMPER by Damron, Jordan | 00:41 | 16-5 | H 11 | |
| | 00:40 | | | FOUL by Dowlen, Shawn |
| GOOD! FT SHOT by Damron, Jordan | 00:40 | 17-5 | H 12 | |
| | 00:25 | | | MISSED 3 PTR by Baggett, Averitt |
| | 00:25 | | | REBOUND (OFF) by Caldwell, Tyrone |
| | 00:21 | | | MISSED JUMPER by Caldwell, Tyrone |
| REBOUND (DEF) by Douglas, Aaron | 00:21 | | | |
| TURNOVR by Damron, Jordan | 00:12 | | | |
| | 00:03 | | | MISSED 3 PTR by Caldwell, Tyrone |
| REBOUND (DEF) by Click, Ryan | 00:03 | | | |
| | 00:01 | | | FOUL by Baggett, Averitt |

Maryville 17, Clarksville 5

2nd PERIOD Play-by-Play (Page 1)

| HOME TEAM: Maryville | TIME | SCORE | MAR | VISITORS: Clarksville |
|---|---|---|---|---|
| FOUL by Reynolds, Jay | 07:51 | | | |
| | 07:51 | 17-6 | H 11 | GOOD! FT SHOT by Harper, Ryne |
| | 07:51 | | | MISSED FT SHOT by Harper, Ryne |
| REBOUND (DEF) by Maples, Tyler | 07:51 | | | |
| TURNOVR by Maples, Tyler | 07:23 | | | |
| | 07:21 | | | STEAL by Harper, Ryne |
| | 07:14 | | | MISSED 3 PTR by Barnes, Adam |
| REBOUND (DEF) by Click, Ryan | 07:14 | | | |
| GOOD! 3 PTR by Damron, Jordan | 07:00 | 20-6 | H 14 | |
| ASSIST by Maples, Tyler | 07:00 | | | |
| | 06:44 | 20-9 | H 11 | GOOD! 3 PTR by Harper, Ryne |
| | 06:44 | | | ASSIST by Caldwell, Tyrone |
| TURNOVR by Reynolds, Jay | 06:25 | | | |
| | 06:08 | | | MISSED JUMPER by Caldwell, Tyrone |
| REBOUND (DEF) by Basile, Kent | 06:08 | | | |
| TURNOVR by Damron, Jordan | 05:55 | | | |
| | 05:54 | | | STEAL by Harper, Ryne |
| FOUL by Pickle, Kyle | 05:46 | | | |
| | 05:43 | 20-11 | H 9 | GOOD! JUMPER by Merriweather, Shaun |
| MISSED JUMPER by Douglas, Aaron | 05:21 | | | |
| | 05:21 | | | REBOUND (DEF) by Merriweather, Shaun |
| | 05:10 | 20-13 | H 7 | GOOD! JUMPER by Barnes, Adam |
| TIMEOUT 30sec | 04:58 | | | |
| MISSED 3 PTR by Damron, Jordan | 04:45 | | | |
| | 04:45 | | | REBOUND (DEF) by Henderson, Lavonte |
| | 04:34 | | | MISSED 3 PTR by Harper, Ryne |
| REBOUND (DEF) by Damron, Jordan | 04:34 | | | |
| MISSED 3 PTR by Lambert, Wes | 04:11 | | | |
| REBOUND (OFF) by Damron, Jordan | 04:11 | | | |
| MISSED JUMPER by Basile, Kent | 04:05 | | | |
| REBOUND (OFF) by Douglas, Aaron | 04:05 | | | |
| | 04:04 | | | FOUL by Henderson, Lavonte |
| GOOD! FT SHOT by Douglas, Aaron | 04:04 | 21-13 | H 8 | |
| MISSED FT SHOT by Douglas, Aaron | 04:04 | | | |
| | 04:04 | | | REBOUND (DEF) by Caldwell, Tyrone |
| | 03:57 | | | MISSED JUMPER by Caldwell, Tyrone |
| BLOCK by Douglas, Aaron | 03:57 | | | |
| | 03:55 | | | REBOUND (OFF) by Henderson, Lavonte |
| | 03:52 | | | TURNOVR by Henderson, Lavonte |
| MISSED JUMPER by Basile, Kent | 03:27 | | | |
| | 03:27 | | | BLOCK by Henderson, Lavonte |
| | 03:25 | | | REBOUND (DEF) by Merriweather, Shaun |
| | 03:11 | | | MISSED JUMPER by Merriweather, Shaun |
| REBOUND (DEF) by Lambert, Wes | 03:11 | | | |
| GOOD! 3 PTR by Lambert, Wes | 02:55 | 24-13 | H 11 | |
| ASSIST by Basile, Kent | 02:55 | | | |
| FOUL by Basile, Kent | 02:37 | | | |
| | 02:37 | 24-14 | H 10 | GOOD! FT SHOT by Merriweather, Shaun |
| | 02:37 | 24-15 | H 9 | GOOD! FT SHOT by Merriweather, Shaun |
| | 02:29 | | | FOUL by Henderson, Lavonte |
| MISSED 3 PTR by Basile, Kent | 02:24 | | | |
| | 02:24 | | | REBOUND (DEF) by Caldwell, Tyrone |
| | 02:12 | | | MISSED JUMPER by Dowlen, Shawn |
| BLOCK by Douglas, Aaron | 02:12 | | | |
| | 02:12 | | | REBOUND (OFF) by (TEAM) |

| | | | | |
|---|---|---|---|---|
| | 02:09 | | | TURNOVR by Dowlen, Shawn |
| STEAL by Click, Ryan | 02:07 | | | |
| GOOD! LAYUP by Damron, Jordan [PNT] | 01:54 | 26-15 | H 11 | |
| | 01:41 | | | MISSED JUMPER by Caldwell, Tyrone |
| REBOUND (DEF) by Maples, Tyler | 01:41 | | | |
| | 01:35 | | | FOUL by Caldwell, Tyrone |
| MISSED FT SHOT by Maples, Tyler | 01:35 | | | |
| | 01:35 | | | REBOUND (DEF) by Caldwell, Tyrone |
| | 01:22 | 26-17 | H 9 | GOOD! JUMPER by Merriweather, Shaun |
| MISSED 3 PTR by Damron, Jordan | 01:07 | | | |
| | 01:07 | | | REBOUND (DEF) by Harper, Ryne |
| | 00:58 | | | MISSED JUMPER by Merriweather, Shaun |
| | 00:58 | | | REBOUND (OFF) by Merriweather, Shaun |
| | 00:55 | | | MISSED JUMPER by Merriweather, Shaun |
| REBOUND (DEF) by Douglas, Aaron | 00:55 | | | |
| GOOD! JUMPER by Maples, Tyler [PNT] | 00:26 | 28-17 | H 11 | |
| | 00:26 | | | FOUL by Harper, Ryne |
| MISSED FT SHOT by Maples, Tyler | 00:26 | | | |
| | 00:26 | | | REBOUND (DEF) by Harper, Ryne |
| | 00:15 | | | MISSED 3 PTR by Harper, Ryne |
| REBOUND (DEF) by Reynolds, Jay | 00:15 | | | |
| MISSED JUMPER by Reynolds, Jay | 00:03 | | | |
| REBOUND (OFF) by Reynolds, Jay | 00:03 | | | |
| MISSED JUMPER by Reynolds, Jay | 00:01 | | | |
| | 00:01 | | | REBOUND (DEF) by Merriweather, Shaun |

Maryville 28, Clarksville 17

3rd PERIOD Play-by-Play (Page 1)

| HOME TEAM: Maryville | TIME | SCORE | MAR | VISITORS: Clarksville |
|---|---|---|---|---|
| MISSED JUMPER by Maples, Tyler | 07:29 | | | |
| REBOUND (OFF) by Douglas, Aaron | 07:29 | | | |
| GOOD! JUMPER by Douglas, Aaron | 07:26 | 30-17 | H 13 | |
| | 07:07 | | | MISSED JUMPER by Henderson, Lavonte |
| BLOCK by Douglas, Aaron | 07:07 | | | |
| REBOUND (DEF) by Damron, Jordan | 07:04 | | | |
| GOOD! JUMPER by Douglas, Aaron | 06:57 | 32-17 | H 15 | |
| ASSIST by Basile, Kent | 06:57 | | | |
| | 06:35 | | | TURNOVR by Harper, Ryne |
| STEAL by Basile, Kent | 06:34 | | | |
| | 06:33 | | | FOUL by Merriweather, Shaun |
| MISSED FT SHOT by Basile, Kent | 06:33 | | | |
| REBOUND (OFF) by (DEADBALL) | 06:33 | | | |
| GOOD! FT SHOT by Basile, Kent | 06:33 | 33-17 | H 16 | |
| | 06:16 | | | TURNOVR by Dowlen, Shawn |
| MISSED 3 PTR by Basile, Kent | 06:02 | | | |
| | 06:02 | | | REBOUND (DEF) by Caldwell, Tyrone |
| | 05:52 | | | FOUL by Barnes, Adam |
| | 05:52 | | | TURNOVR by Barnes, Adam |
| | 05:36 | | | FOUL by Barnes, Adam |
| MISSED JUMPER by Lambert, Wes | 05:35 | | | |
| | 05:35 | | | REBOUND (DEF) by Dowlen, Shawn |
| | 05:20 | | | MISSED JUMPER by Dowlen, Shawn |
| | 05:20 | | | REBOUND (OFF) by (TEAM) |
| | 05:12 | | | MISSED JUMPER by Henderson, Lavonte |
| BLOCK by Douglas, Aaron | 05:12 | | | |
| REBOUND (DEF) by Basile, Kent | 05:09 | | | |
| TURNOVR by Damron, Jordan | 05:04 | | | |
| FOUL by Lambert, Wes | 04:55 | | | |
| | 04:51 | 33-20 | H 13 | GOOD! 3 PTR by Harper, Ryne |
| | 04:51 | | | ASSIST by Caldwell, Tyrone |
| GOOD! JUMPER by Basile, Kent | 04:30 | 35-20 | H 15 | |
| | 04:15 | | | TURNOVR by Dowlen, Shawn |
| TURNOVR by Maples, Tyler | 04:04 | | | |
| | 03:54 | | | TURNOVR by Henderson, Lavonte |
| STEAL by Basile, Kent | 03:53 | | | |
| GOOD! JUMPER by Lambert, Wes | 03:50 | 37-20 | H 17 | |
| ASSIST by Basile, Kent | 03:50 | | | |
| FOUL by Basile, Kent | 03:42 | | | |
| FOUL by Douglas, Aaron | 03:42 | | | |
| | 03:42 | | | MISSED FT SHOT by Henderson, Lavonte |
| | 03:42 | | | REBOUND (OFF) by (DEADBALL) |
| | 03:42 | 37-21 | H 16 | GOOD! FT SHOT by Henderson, Lavonte |
| | 03:42 | | | TIMEOUT media |
| MISSED 3 PTR by Maples, Tyler | 03:24 | | | |
| REBOUND (OFF) by Douglas, Aaron | 03:24 | | | |

| | | | | |
|---|---|---|---|---|
| TURNOVR by Douglas, Aaron | 03:15 | | | |
| | 03:13 | | | STEAL by Caldwell, Tyrone |
| | 03:08 | 37-23 | H 14 | GOOD! LAYUP by Henderson, Lavonte [PNT] |
| | 03:08 | | | ASSIST by Caldwell, Tyrone |
| MISSED JUMPER by Basile, Kent | 02:54 | | | |
| | 02:54 | | | REBOUND (DEF) by Henderson, Lavonte |
| | 02:36 | 37-25 | H 12 | GOOD! JUMPER by Caldwell, Tyrone |
| FOUL by Maples, Tyler | 02:20 | | | |
| TURNOVR by Maples, Tyler | 02:20 | | | |
| | 01:57 | | | MISSED JUMPER by Dowlen, Shawn |
| REBOUND (DEF) by (TEAM) | 01:57 | | | |
| TURNOVR by Lambert, Wes | 01:42 | | | |
| | 01:30 | | | MISSED 3 PTR by Caldwell, Tyrone |
| BLOCK by Maples, Tyler | 01:30 | | | |
| | 01:29 | | | REBOUND (OFF) by (TEAM) |
| | 01:15 | | | MISSED JUMPER by Barnes, Adam |
| REBOUND (DEF) by Damron, Jordan | 01:15 | | | |
| MISSED 3 PTR by Lambert, Wes | 01:11 | | | |
| | 01:11 | | | REBOUND (DEF) by Henderson, Lavonte |
| FOUL by Maples, Tyler | 01:03 | | | |
| | 01:03 | 37-26 | H 11 | GOOD! FT SHOT by Caldwell, Tyrone |
| | 01:03 | 37-27 | H 10 | GOOD! FT SHOT by Caldwell, Tyrone |
| | 01:03 | | | TIMEOUT 30sec |
| TURNOVR by Maples, Tyler | 00:51 | | | |
| | 00:43 | | | MISSED LAYUP by Dowlen, Shawn |
| REBOUND (DEF) by Damron, Jordan | 00:43 | | | |
| | 00:39 | | | FOUL by Dowlen, Shawn |
| | 00:32 | | | FOUL by Caldwell, Tyrone |
| | 00:31 | | | FOUL by Dowlen, Shawn |
| GOOD! JUMPER by Douglas, Aaron | 00:29 | 39-27 | H 12 | |
| | 00:16 | | | MISSED JUMPER by Caldwell, Tyrone |
| REBOUND (DEF) by Douglas, Aaron | 00:16 | | | |
| TURNOVR by Basile, Kent | 00:01 | | | |

Maryville 39, Clarksville 27

4th PERIOD Play-by-Play (Page 1)

| HOME TEAM: Maryville | TIME | SCORE | MAR | VISITORS: Clarksville |
|---|---|---|---|---|
| | 07:47 | | | MISSED JUMPER by Caldwell, Tyrone |
| REBOUND (DEF) by Basile, Kent | 07:47 | | | |
| GOOD! JUMPER by Lambert, Wes | 07:28 | 41-27 | H 14 | |
| | 07:15 | | | MISSED JUMPER by Henderson, Lavonte |
| REBOUND (DEF) by Douglas, Aaron | 07:15 | | | |
| TURNOVR by Douglas, Aaron | 07:06 | | | |
| | 06:51 | 41-29 | H 12 | GOOD! JUMPER by Merriweather, Shaun |
| FOUL by Basile, Kent | 06:35 | | | |
| TURNOVR by Basile, Kent | 06:35 | | | |
| | 06:23 | 41-31 | H 10 | GOOD! JUMPER by Merriweather, Shaun |
| TURNOVR by Damron, Jordan | 06:02 | | | |
| | 06:00 | | | STEAL by Henderson, Lavonte |
| | 05:59 | 41-33 | H 8 | GOOD! LAYUP by Barnes, Adam [FB/PNT] |
| | 05:49 | | | FOUL by Harper, Ryne |
| MISSED FT SHOT by Maples, Tyler | 05:49 | | | |
| | 05:49 | | | REBOUND (DEF) by Henderson, Lavonte |
| | 05:43 | 41-35 | H 6 | GOOD! JUMPER by Caldwell, Tyrone |
| MISSED JUMPER by Maples, Tyler | 05:29 | | | |
| | 05:29 | | | REBOUND (DEF) by Harper, Ryne |
| | 05:22 | 41-37 | H 4 | GOOD! JUMPER by Caldwell, Tyrone |
| TIMEOUT 30sec | 05:19 | | | |
| TURNOVR by Maples, Tyler | 05:07 | | | |
| | 05:05 | | | STEAL by Henderson, Lavonte |
| FOUL by Douglas, Aaron | 04:55 | | | |
| | 04:55 | 41-38 | H 3 | GOOD! FT SHOT by Caldwell, Tyrone |
| | 04:55 | 41-39 | H 2 | GOOD! FT SHOT by Caldwell, Tyrone |
| GOOD! JUMPER by Douglas, Aaron | 04:45 | 43-39 | H 4 | |
| FOUL by Maples, Tyler | 04:30 | | | |
| | 04:30 | | | MISSED FT SHOT by Merriweather, Shaun |
| REBOUND (DEF) by Maples, Tyler | 04:30 | | | |
| | 04:19 | | | FOUL by Merriweather, Shaun |
| GOOD! FT SHOT by Damron, Jordan | 04:19 | 44-39 | H 5 | |
| MISSED FT SHOT by Damron, Jordan | 04:19 | | | |
| | 04:19 | | | REBOUND (DEF) by Henderson, Lavonte |
| | 04:11 | | | MISSED JUMPER by Caldwell, Tyrone |
| REBOUND (DEF) by Click, Ryan | 04:11 | | | |
| TIMEOUT TEAM | 04:06 | | | |
| | 03:49 | | | FOUL by Harper, Ryne |

| | | | | |
|---|---|---|---|---|
| GOOD! FT SHOT by Douglas, Aaron | 03:49 | 45-39 | H 6 | |
| GOOD! FT SHOT by Douglas, Aaron | 03:49 | 46-39 | H 7 | |
| | 03:35 | 46-42 | H 4 | GOOD! 3 PTR by Harper, Ryne |
| | 03:36 | | | TIMEOUT 30sec |
| GOOD! DUNK by Douglas, Aaron [PNT] | 03:24 | 48-42 | H 6 | |
| ASSIST by Maples, Tyler | 03:24 | | | |
| | 03:06 | 48-44 | H 4 | GOOD! LAYUP by Merriweather, Shaun [PNT] |
| | 03:06 | | | ASSIST by Caldwell, Tyrone |
| TURNOVR by Damron, Jordan | 02:38 | | | |
| | 02:25 | | | MISSED JUMPER by Caldwell, Tyrone |
| BLOCK by Douglas, Aaron | 02:25 | | | |
| | 02:23 | | | REBOUND (OFF) by Henderson, Lavonte |
| | 02:21 | 48-46 | H 2 | GOOD! JUMPER by Merriweather, Shaun |
| | 02:21 | | | ASSIST by Henderson, Lavonte |
| MISSED 3 PTR by Maples, Tyler | 02:01 | | | |
| | 02:01 | | | REBOUND (DEF) by Harper, Ryne |
| | 01:53 | | | TURNOVR by Caldwell, Tyrone |
| TIMEOUT TEAM | 01:25 | | | |
| TIMEOUT MEDIA | 01:19 | | | |
| | 01:03 | | | FOUL by Barnes, Adam |
| GOOD! FT SHOT by Damron, Jordan | 01:03 | 49-46 | H 3 | |
| GOOD! FT SHOT by Damron, Jordan | 01:03 | 50-46 | H 4 | |
| | 00:52 | 50-48 | H 2 | GOOD! JUMPER by Caldwell, Tyrone |
| TURNOVR by Damron, Jordan | 00:38 | | | |
| | 00:38 | | | TIMEOUT TEAM |
| FOUL by Maples, Tyler | 00:24 | | | |
| | 00:24 | 50-49 | H 1 | GOOD! FT SHOT by Caldwell, Tyrone |
| | 00:24 | 50-50 | T 1 | GOOD! FT SHOT by Caldwell, Tyrone |
| MISSED 3 PTR by Damron, Jordan | 00:00 | | | |
| | 00:00 | | | REBOUND (DEF) by (TEAM) |

Maryville 50, Clarksville 50

OT PERIOD Play-by-Play (Page 1)

| HOME TEAM: Maryville | TIME | SCORE | MAR | VISITORS: Clarksville |
|---|---|---|---|---|
| FOUL by Douglas, Aaron | 03:46 | | | |
| | 03:46 | 50-51 | V 1 | GOOD! FT SHOT by Caldwell, Tyrone |
| | 03:46 | 50-52 | V 2 | GOOD! FT SHOT by Caldwell, Tyrone |
| MISSED 3 PTR by Damron, Jordan | 03:28 | | | |
| REBOUND (OFF) by Click, Ryan | 03:28 | | | |
| MISSED JUMPER by Click, Ryan | 03:26 | | | |
| REBOUND (OFF) by (TEAM) | 03:26 | | | |
| | 03:23 | | | FOUL by Barnes, Adam |
| MISSED FT SHOT by Maples, Tyler | 03:23 | | | |
| REBOUND (OFF) by (DEADBALL) | 03:23 | | | |
| GOOD! FT SHOT by Maples, Tyler | 03:23 | 51-52 | V 1 | |
| | 02:55 | | | MISSED JUMPER by Caldwell, Tyrone |
| BLOCK by Douglas, Aaron | 02:55 | | | |
| | 02:55 | | | REBOUND (OFF) by (TEAM) |
| | 02:51 | | | MISSED JUMPER by Harper, Ryne |
| | 02:51 | | | REBOUND (OFF) by Merriweather, Shaun |
| | 02:47 | | | MISSED JUMPER by Merriweather, Shaun |
| | 02:47 | | | REBOUND (OFF) by Caldwell, Tyrone |
| | 02:45 | | | MISSED JUMPER by Caldwell, Tyrone |
| REBOUND (DEF) by Click, Ryan | 02:45 | | | |
| MISSED JUMPER by Damron, Jordan | 02:28 | | | |
| REBOUND (OFF) by Damron, Jordan | 02:28 | | | |
| GOOD! JUMPER by Maples, Tyler | 02:14 | 53-52 | H 1 | |
| | 02:06 | 53-54 | V 1 | GOOD! JUMPER by Caldwell, Tyrone |
| FOUL by Maples, Tyler | 02:06 | | | |
| | 02:06 | | | MISSED FT SHOT by Caldwell, Tyrone |
| REBOUND (DEF) by Douglas, Aaron | 02:06 | | | |
| MISSED 3 PTR by Damron, Jordan | 01:55 | | | |
| REBOUND (OFF) by Lambert, Wes | 01:55 | | | |
| GOOD! 3 PTR by Damron, Jordan | 01:50 | 56-54 | H 2 | |
| ASSIST by Lambert, Wes | 01:50 | | | |
| | 01:33 | | | MISSED JUMPER by Caldwell, Tyrone |
| BLOCK by Jolly, Will | 01:33 | | | |
| | 01:31 | | | REBOUND (OFF) by Caldwell, Tyrone |
| FOUL by Click, Ryan | 01:30 | | | |
| | 01:30 | | | MISSED FT SHOT by Caldwell, Tyrone |
| | 01:30 | | | REBOUND (OFF) by (DEADBALL) |
| | 01:30 | 56-55 | H 1 | GOOD! FT SHOT by Caldwell, Tyrone |
| GOOD! 3 PTR by Damron, Jordan | 00:54 | 59-55 | H 4 | |
| ASSIST by Jolly, Will | 00:54 | | | |

| | | | | |
|---|---|---|---|---|
| | 00:40 | | | MISSED 3 PTR by Harper, Ryne |
| | 00:40 | | | REBOUND (OFF) by Henderson, Lavonte |
| | 00:36 | | | MISSED JUMPER by Henderson, Lavonte |
| | 00:27 | | | REBOUND (OFF) by Barnes, Adam |
| | 00:26 | | | MISSED 3 PTR by Barnes, Adam |
| | 00:26 | | | REBOUND (OFF) by Barnes, Adam |
| | 00:23 | | | MISSED JUMPER by Barnes, Adam |
| | 00:23 | | | REBOUND (OFF) by (TEAM) |
| | 00:20 | 59-57 | H 2 | GOOD! JUMPER by Merriweather, Shaun |
| | 00:20 | | | ASSIST by Barnes, Adam |
| | 00:18 | | | TIMEOUT TEAM |
| | 00:17 | | | FOUL by Barnes, Adam |
| GOOD! FT SHOT by Damron, Jordan | 00:17 | 60-57 | H 3 | |
| GOOD! FT SHOT by Damron, Jordan | 00:17 | 61-57 | H 4 | |
| | 00:11 | | | MISSED 3 PTR by Caldwell, Tyrone |
| REBOUND (DEF) by Damron, Jordan | 00:11 | | | |
| | 00:08 | | | FOUL by Harper, Reed |
| GOOD! FT SHOT by Damron, Jordan | 00:08 | 62-57 | H 5 | |
| MISSED FT SHOT by Damron, Jordan | 00:08 | | | |
| | 00:08 | | | REBOUND (DEF) by Henderson, Lavonte |
| | 00:04 | 62-60 | H 2 | GOOD! 3 PTR by Caldwell, Tyrone |
| | 00:04 | | | TIMEOUT TEAM |
| TURNOVR by Jolly, Will | 00:02 | | | |
| FOUL by Jolly, Will | 00:01 | | | |
| | 00:01 | 62-61 | H 1 | GOOD! FT SHOT by Caldwell, Tyrone |
| | 00:01 | 62-62 | T 2 | GOOD! FT SHOT by Caldwell, Tyrone |
| TIMEOUT TEAM | 00:01 | | | |

Maryville 62, Clarksville 62

OT2 PERIOD Play-by-Play (Page 1)

| HOME TEAM: Maryville | TIME | SCORE | MAR | VISITORS: Clarksville |
|---|---|---|---|---|
| | 03:46 | 62-64 | V 2 | GOOD! JUMPER by Caldwell, Tyrone |
| MISSED JUMPER by Douglas, Aaron | 03:25 | | | |
| REBOUND (OFF) by Reynolds, Jay | 03:25 | | | |
| | 03:23 | | | FOUL by Henderson, Lavonte |
| GOOD! FT SHOT by Reynolds, Jay | 03:23 | 63-64 | V 1 | |
| MISSED FT SHOT by Reynolds, Jay | 03:23 | | | |
| | 03:23 | | | REBOUND (DEF) by Merriweather, Shaun |
| | 02:31 | 63-66 | V 3 | GOOD! LAYUP by Henderson, Lavonte [PNT] |
| | 02:31 | | | ASSIST by Caldwell, Tyrone |
| MISSED 3 PTR by Lambert, Wes | 02:10 | | | |
| REBOUND (OFF) by Lambert, Wes | 02:10 | | | |
| GOOD! 3 PTR by Damron, Jordan | 02:03 | 66-66 | T 3 | |
| ASSIST by Click, Ryan | 02:03 | | | |
| | 01:39 | | | TURNOVR by Caldwell, Tyrone |
| MISSED 3 PTR by Lambert, Wes | 01:14 | | | |
| | 01:14 | | | REBOUND (DEF) by Harper, Ryne |
| | 00:27 | | | FOUL by Dowlen, Shawn |
| | 00:27 | | | TURNOVR by Dowlen, Shawn |
| MISSED 3 PTR by Damron, Jordan | 00:05 | | | |
| REBOUND (OFF) by (TEAM) | 00:05 | | | |
| TIMEOUT TEAM | 00:02 | | | |
| GOOD! 3 PTR by Click, Ryan | 00:02 | 69-66 | H 3 | |
| ASSIST by Damron, Jordan | 00:02 | | | |

Maryville 69, Clarksville 66

Official Basketball Box Score -- 1st Half
Clarksville vs Maryville
03/17/07 7:00 PM at Murfreesboro, TN

---

VISITORS: Clarksville 33-3

| ## | Player Name | | TOT-FG FG-FGA | 3-PT FG-FGA | FT-FTA | REBOUNDS OF | DE | TOT | PF | TP | A | TO | BLK | S | MIN |
|---|---|---|---|---|---|---|---|---|---|---|---|---|---|---|---|
| 04 | Barnes, Adam..... | * | 1-2 | 0-1 | 0-0 | 1 | 0 | 1 | 0 | 2 | 0 | 0 | 0 | 0 | 12 |
| 10 | Harper, Ryne..... | * | 1-4 | 1-4 | 1-2 | 0 | 3 | 3 | 1 | 4 | 0 | 0 | 0 | 2 | 15 |
| 24 | Caldwell, Tyrone.... | * | 0-9 | 0-3 | 0-0 | 1 | 4 | 5 | 2 | 0 | 2 | 1 | 0 | 1 | 16 |
| 30 | Henderson, Lavonte.. | * | 1-3 | 0-0 | 1-2 | 1 | 1 | 2 | 2 | 3 | 0 | 1 | 1 | 0 | 12 |
| 31 | Merriweather, Shaun. | * | 2-8 | 0-0 | 2-2 | 1 | 5 | 6 | 1 | 6 | 0 | 1 | 0 | 0 | 14 |
| 02 | Baggett, Averitt.... | | 0-1 | 0-1 | 0-0 | 0 | 0 | 0 | 1 | 0 | 0 | 0 | 0 | 0 | 1 |
| 03 | Harper, Reed..... | | 0-0 | 0-0 | 0-0 | 0 | 0 | 0 | 0 | 0 | 0 | 1 | 0 | 0 | 4 |
| 34 | Dowlen, Shawn..... | | 1-2 | 0-0 | 0-1 | 0 | 1 | 1 | 1 | 2 | 0 | 1 | 0 | 1 | 6 |
| | TEAM..... | | | | | 3 | | 3 | | | | | | | |
| | Totals..... | | 6-29 | 1-9 | 4-7 | 7 | 14 | 21 | 8 | 17 | 2 | 5 | 1 | 4 | 80 |

TOTAL FG% 1st Half: 6-29 20.7%
3-Pt. FG% 1st Half: 1-9 11.1%
F Throw % 1st Half: 4-7 57.1%

---

HOME TEAM: Maryville 30-7

| ## | Player Name | | TOT-FG FG-FGA | 3-PT FG-FGA | FT-FTA | REBOUNDS OF | DE | TOT | PF | TP | A | TO | BLK | S | MIN |
|---|---|---|---|---|---|---|---|---|---|---|---|---|---|---|---|
| 02 | Maples, Tyler..... | * | 1-3 | 0-1 | 0-2 | 0 | 3 | 3 | 0 | 2 | 2 | 1 | 0 | 0 | 15 |
| 05 | Damron, Jordan..... | * | 5-10 | 3-6 | 1-1 | 2 | 4 | 6 | 0 | 14 | 0 | 3 | 0 | 0 | 16 |
| 11 | Lambert, Wes..... | * | 1-3 | 1-3 | 0-0 | 0 | 1 | 1 | 0 | 3 | 1 | 0 | 0 | 0 | 14 |
| 32 | Basile, Kent..... | * | 2-6 | 0-2 | 0-0 | 0 | 3 | 3 | 3 | 4 | 3 | 1 | 0 | 0 | 11 |
| 50 | Douglas, Aaron..... | * | 2-4 | 0-0 | 1-2 | 2 | 4 | 6 | 1 | 5 | 1 | 0 | 4 | 0 | 13 |
| 21 | Click, Ryan..... | | 0-0 | 0-0 | 0-0 | 0 | 2 | 2 | 0 | 0 | 0 | 0 | 0 | 1 | 5 |
| 33 | Pickle, Kyle..... | | 0-0 | 0-0 | 0-0 | 0 | 0 | 0 | 1 | 0 | 0 | 0 | 0 | 0 | 3 |
| 35 | Allen, Josh..... | | 0-0 | 0-0 | 0-0 | 0 | 0 | 0 | 0 | 0 | 0 | 0 | 0 | 0 | 0+ |
| 42 | Jolly, Will..... | | 0-1 | 0-0 | 0-0 | 1 | 0 | 1 | 1 | 0 | 0 | 0 | 0 | 0 | 1 |
| 44 | Reynolds, Jay..... | | 0-2 | 0-0 | 0-0 | 1 | 1 | 2 | 1 | 0 | 0 | 1 | 0 | 0 | 2 |
| | TEAM..... | | | | | 1 | | 1 | | | | | | | |
| | Totals..... | | 11-29 | 4-12 | 2-5 | 7 | 18 | 25 | 7 | 28 | 7 | 6 | 4 | 1 | 80 |

TOTAL FG% 1st Half: 11-29 37.9%
3-Pt. FG% 1st Half: 4-12 33.3%
F Throw % 1st Half: 2-5 40.0%

---

Officials: George White, Brad Christian, Todd Austin
Technical fouls: Clarksville-None. Maryville-None.
Attendance:

| Score by Periods | 1st | 2nd |
|---|---|---|
| Clarksville..... | 5 | 12 |
| Maryville..... | 17 | 11 |

# 1997 Class AAA State Boys' Basketball Tournament

## March 12 - March 15, 1997 · Murphy Center - MTSU - Murfreesboro, TN

**Game 1**
Thu. Mar. 13 2:30 PM

| | |
|---|---|
| Pearl Cohn (27-4) | 75 |
| Clinton (29-5) | 65 |

**Game 2**
Thu. Mar. 13 5:15 PM

| | |
|---|---|
| Brainerd (29-5) | 70 |
| Bolton (21-14) | 63 |

**Game 3**
Thu. Mar. 13 7:00 PM

| | |
|---|---|
| Cleveland (30-2) | 73 |
| Clarksville (23-7) | 68 |

**Game 4**
Thu. Mar. 13 8:45 PM

| | |
|---|---|
| Bartlett (34-1) | 62 |
| Science Hill (32-4) | 51 |

**Game 5**
Fri. Mar. 14 7:00 PM

| | |
|---|---|
| Pearl Cohn | 62 |
| Brainerd | 66 |

**Game 6**
Fri. Mar. 14 8:45 PM

| | |
|---|---|
| Cleveland | 56 |
| Bartlett | 53 |

**Game 7**
Sat. Mar. 15 7:00 PM

| | |
|---|---|
| Brainerd | 79 |
| Cleveland | 87 |

**Cleveland**
STATE CHAMPION

)FFICIAL NCAA BASKETBALL BOX SCORE — Site: Murfreesboro, Tenn.

:larkville High School (23-8) — Date: March 13, 1997

| | Clks (VISITORS) | | Total FG | Total AT | 3-Pts FG | 3-Pts AT | FT | AT | Rebounds OF | DF | To | PF | TP | A | TO | BK | ST | MN |
|---|---|---|---|---|---|---|---|---|---|---|---|---|---|---|---|---|---|---|
| 32 | Bailey, Jay | f | 4 | 16 | 3 | 8 | 0 | 0 | 2 | 3 | 5 | 4 | 11 | 3 | 2 | 0 | 0 | 19 |
| 34 | Alford, David | f | 3 | 7 | 0 | 1 | 0 | 0 | 4 | 6 | 10 | 3 | 6 | 1 | 0 | 2 | 1 | 32 |
| 44 | Hassell, Trenton | c | 16 | 28 | 2 | 8 | 0 | 2 | 10 | 4 | 14 | 4 | 34 | 2 | 4 | 3 | 3 | 32 |
| 10 | Fuqua, Jay | g | 3 | 11 | 1 | 4 | 0 | 0 | 1 | 4 | 5 | 3 | 7 | 3 | 1 | 0 | 1 | 32 |
| 14 | Godholt, Jamin | g | 3 | 15 | 0 | 2 | 4 | 4 | 3 | 5 | 8 | 2 | 10 | 1 | 4 | 0 | 1 | 32 |
| 22 | Kovach, Kevin | | 0 | 0 | 0 | 0 | 0 | 0 | 0 | 0 | 0 | 1 | 0 | 0 | 0 | 0 | 0 | 13 |
| 20 | Richardson, Sam | | 0 | 0 | 0 | 0 | 0 | 0 | 1 | 0 | 1 | 0 | 0 | 0 | 0 | 0 | 0 | 0+ |
| 24 | Scott, Brian | | -- | -- | -- | -- | -- | -- | -- | -- | -- | -- | -- | -- | -- | -- | -- | DNP |
| 30 | Ursery, Michael | | -- | -- | -- | -- | -- | -- | -- | -- | -- | -- | -- | -- | -- | -- | -- | DNP |
| 40 | Mock, Rudy | | -- | -- | -- | -- | -- | -- | -- | -- | -- | -- | -- | -- | -- | -- | -- | DNP |
| 42 | Berry, Ray | | -- | -- | -- | -- | -- | -- | -- | -- | -- | -- | -- | -- | -- | -- | -- | DNP |
| 50 | Wallus, Aaron | | -- | -- | -- | -- | -- | -- | -- | -- | -- | -- | -- | -- | -- | -- | -- | DNP |
| | Team Totals | | | | | | | | 0 | 2 | 2 | | | | 0 | | | |
| | TOTALS | | 29 | 77 | 6 | 23 | 4 | 6 | 21 | 24 | 45 | 17 | 68 | 10 | 11 | 5 | 6 | 160 |

Deadball Rebounds: 0, 0: 0

| | | | | | | |
|---|---|---|---|---|---|---|
| Tot FG %: | 1st Half: | 13-36 | .361 | 2nd Half: 16-41 | .390 | Game: .377 |
| 3-Pt FG %: | 1st Half: | 2- 8 | .250 | 2nd Half: 4-15 | .267 | Game: .261 |
| FT % : | 1st Half: | 2- 2 | 1.000 | 2nd Half: 2- 4 | .500 | Game: .667 |

:leveland High School (31-2)

| | Clev (HOME) | | Total FG | Total AT | 3-Pts FG | 3-Pts AT | FT | AT | Rebounds OF | DF | To | PF | TP | A | TO | BK | ST | MN |
|---|---|---|---|---|---|---|---|---|---|---|---|---|---|---|---|---|---|---|
| 32 | Baker, Del | f | 2 | 9 | 2 | 7 | 0 | 0 | 0 | 3 | 3 | 0 | 6 | 4 | 1 | 0 | 1 | 30 |
| 34 | Woods, Stepfon | f | 2 | 5 | 1 | 2 | 2 | 3 | 1 | 5 | 6 | 0 | 7 | 3 | 5 | 0 | 1 | 32 |
| 42 | Ware, Russell | c | 9 | 18 | 1 | 2 | 7 | 10 | 4 | 3 | 7 | 2 | 26 | 1 | 2 | 0 | 2 | 32 |
| 11 | Brown, Shaneta | g | 7 | 12 | 1 | 2 | 0 | 2 | 5 | 8 | 13 | 3 | 15 | 3 | 6 | 0 | 0 | 30 |
| 22 | Yarbrough, Vincent | g | 9 | 18 | 1 | 4 | 0 | 1 | 4 | 10 | 14 | 4 | 19 | 0 | 2 | 5 | 1 | 32- |
| 20 | Bayne, Tim | | 0 | 0 | 0 | 0 | 0 | 0 | 0 | 0 | 0 | 0 | 0 | 0 | 1 | 0 | 0 | 3 |
| 10 | Jenkins, John | | -- | -- | -- | -- | -- | -- | -- | -- | -- | -- | -- | -- | -- | -- | -- | DNP |
| 12 | Zimmerman, Joel | | -- | -- | -- | -- | -- | -- | -- | -- | -- | -- | -- | -- | -- | -- | -- | DNP |
| 14 | Henley, Gene | | -- | -- | -- | -- | -- | -- | -- | -- | -- | -- | -- | -- | -- | -- | -- | DNP |
| 15 | Johnson, Logan | | -- | -- | -- | -- | -- | -- | -- | -- | -- | -- | -- | -- | -- | -- | -- | DNP |
| 30 | Cox, Terrell | | -- | -- | -- | -- | -- | -- | -- | -- | -- | -- | -- | -- | -- | -- | -- | DNP |
| 52 | Cooper, Randy | | -- | -- | -- | -- | -- | -- | -- | -- | -- | -- | -- | -- | -- | -- | -- | DNP |
| | Team Totals | | | | | | | | 1 | 0 | 1 | | | | 0 | | | |
| | TOTALS | | 29 | 62 | 6 | 17 | 9 | 16 | 15 | 29 | 44 | 9 | 73 | 11 | 17 | 5 | 5 | 160 |

Deadball Rebounds: 1, 0: 1

| | | | | | | |
|---|---|---|---|---|---|---|
| Tot FG %: | 1st Half: | 15-33 | .455 | 2nd Half: 14-29 | .483 | Game: .468 |
| 3-Pt FG %: | 1st Half: | 6-12 | .500 | 2nd Half: 0- 5 | .000 | Game: .353 |
| FT % : | 1st Half: | 1- 3 | .333 | 2nd Half: 8-13 | .615 | Game: .563 |

| | 1st | 2nd | OT | OT | Tot |
|---|---|---|---|---|---|
| Clks | 30 | 38 | | | 68 |
| Clev | 37 | 36 | | | 73 |

FFICIALS: Bart Rogers,Michael Prude,Danny Freeman

echnical Fouls: none

ttendance: TBA

omments: 1997 TSSAA Class AAA Quarterfinals

| | | | | |
|---|---|---|---|---|
| Clks | 15 | 15 | 17 | 21 |
| Clev | 19 | 18 | 18 | 18 |

OFFICIAL NCAA BASKETBALL BOX SCORE - FIRST HALF

Clarkville High School

Date: March 13, 1997

| | Clks (VISITORS) | | Total FG | Total AT | 3-Pts FG | 3-Pts AT | FT | AT | Rebounds OF | DF | To | PF | TP | A | TO | BK | ST | MN |
|---|---|---|---|---|---|---|---|---|---|---|---|---|---|---|---|---|---|---|
| 32 | Bailey, Jay | f | 1 | 7 | 1 | 2 | 0 | 0 | 1 | 2 | 3 | 2 | 3 | 2 | 1 | 0 | 0 | 16 |
| 34 | Alford, David | f | 3 | 4 | 0 | 0 | 0 | 0 | 3 | 2 | 5 | 1 | 6 | 1 | 0 | 0 | 0 | 16 |
| 44 | Hassell, Trenton | c | 8 | 16 | 0 | 4 | 0 | 0 | 4 | 4 | 8 | 0 | 16 | 1 | 2 | 2 | 0 | 16 |
| 10 | Fuqua, Jay | g | 1 | 4 | 1 | 2 | 0 | 0 | 0 | 2 | 2 | 1 | 3 | 2 | 1 | 0 | 1 | 16 |
| 14 | Godholt, Jamin | g | 0 | 5 | 0 | 0 | 2 | 2 | 1 | 2 | 3 | 1 | 2 | 1 | 1 | 0 | 0 | 16 |
| 20 | Richardson, Sam | | 0 | 0 | 0 | 0 | 0 | 0 | 1 | 0 | 1 | 0 | 0 | 0 | 0 | 0 | 0 | -- |
| 22 | Kovach, Kevin | | 0 | 0 | 0 | 0 | 0 | 0 | 0 | 0 | 0 | 0 | 0 | 0 | 0 | 0 | 0 | -- |
| 24 | Scott, Brian | | 0 | 0 | 0 | 0 | 0 | 0 | 0 | 0 | 0 | 0 | 0 | 0 | 0 | 0 | 0 | -- |
| 30 | Ursery, Michael | | 0 | 0 | 0 | 0 | 0 | 0 | 0 | 0 | 0 | 0 | 0 | 0 | 0 | 0 | 0 | -- |
| 40 | Mock, Rudy | | 0 | 0 | 0 | 0 | 0 | 0 | 0 | 0 | 0 | 0 | 0 | 0 | 0 | 0 | 0 | -- |
| 42 | Berry, Ray | | 0 | 0 | 0 | 0 | 0 | 0 | 0 | 0 | 0 | 0 | 0 | 0 | 0 | 0 | 0 | -- |
| 50 | Wallus, Aaron | | 0 | 0 | 0 | 0 | 0 | 0 | 0 | 0 | 0 | 0 | 0 | 0 | 0 | 0 | 0 | -- |
| | Team Totals | | | | | | | | 0 | 1 | 1 | | | | 0 | | | |
| | TOTALS | | 13 | 36 | 2 | 8 | 2 | 2 | 10 | 13 | 23 | 5 | 30 | 7 | 5 | 2 | 1 | 80 |

Deadball Rebounds: 0, 0: 0

Tot FG %: 1st Half: 13-36 .361
3-Pt FG %: 1st Half: 2- 8 .250
FT % : 1st Half: 2- 2 1.000

Cleveland High School

| | Clev (HOME) | | Total FG | Total AT | 3-Pts FG | 3-Pts AT | FT | AT | Rebounds OF | DF | To | PF | TP | A | TO | BK | ST | MN |
|---|---|---|---|---|---|---|---|---|---|---|---|---|---|---|---|---|---|---|
| 32 | Baker, Del | f | 2 | 6 | 2 | 5 | 0 | 0 | 0 | 1 | 1 | 0 | 6 | 4 | 0 | 0 | 1 | 15 |
| 34 | Woods, Stepfon | f | 1 | 4 | 1 | 2 | 1 | 2 | 1 | 3 | 4 | 0 | 4 | 2 | 1 | 0 | 1 | 16 |
| 42 | Ware, Russell | c | 4 | 9 | 1 | 2 | 0 | 1 | 2 | 1 | 3 | 1 | 9 | 0 | 1 | 0 | 0 | 16 |
| 11 | Brown, Shaneta | g | 3 | 4 | 1 | 1 | 0 | 0 | 1 | 2 | 3 | 0 | 7 | 1 | 2 | 0 | 0 | 15 |
| 22 | Yarbrough, Vincent | g | 5 | 10 | 1 | 2 | 0 | 0 | 2 | 6 | 8 | 2 | 11 | 0 | 0 | 2 | 0 | 15 |
| 20 | Bayne, Tim | | 0 | 0 | 0 | 0 | 0 | 0 | 0 | 0 | 0 | 0 | 0 | 0 | 1 | 0 | 0 | 3 |
| 10 | Jenkins, John | | 0 | 0 | 0 | 0 | 0 | 0 | 0 | 0 | 0 | 0 | 0 | 0 | 0 | 0 | 0 | -- |
| 12 | Zimmerman, Joel | | 0 | 0 | 0 | 0 | 0 | 0 | 0 | 0 | 0 | 0 | 0 | 0 | 0 | 0 | 0 | -- |
| 14 | Henley, Gene | | 0 | 0 | 0 | 0 | 0 | 0 | 0 | 0 | 0 | 0 | 0 | 0 | 0 | 0 | 0 | -- |
| 15 | Johnson, Logan | | 0 | 0 | 0 | 0 | 0 | 0 | 0 | 0 | 0 | 0 | 0 | 0 | 0 | 0 | 0 | -- |
| 30 | Cox, Terrell | | 0 | 0 | 0 | 0 | 0 | 0 | 0 | 0 | 0 | 0 | 0 | 0 | 0 | 0 | 0 | -- |
| 52 | Cooper, Randy | | 0 | 0 | 0 | 0 | 0 | 0 | 0 | 0 | 0 | 0 | 0 | 0 | 0 | 0 | 0 | -- |
| | Team Totals | | | | | | | | 1 | 0 | 1 | | | | 0 | | | |
| | TOTALS | | 15 | 33 | 6 | 12 | 1 | 3 | 7 | 13 | 20 | 3 | 37 | 7 | 5 | 2 | 2 | 80 |

Deadball Rebounds: 0, 0: 0

Tot FG %: 1st Half: 15-33 .455
3-Pt FG %: 1st Half: 6-12 .500
FT % : 1st Half: 1- 3 .333

Clks 15 15
Clev 19 18

| | 1st | 2nd | OT | OT | Tot |
|---|---|---|---|---|---|
| Clks | 30 | | | | 30 |
| Clev | 37 | | | | 37 |

OFFICIALS:
Technical Fouls:
Attendance:
Comments: CourtSide(tm) software by CompuSTATS / San Diego, CA (619)296-7834

# 1996 Class AAA State Boys' Basketball Tournament

## March 13 - March 16, 1996 · Murphy Center - MTSU - Murfreesboro, TN

**Game 1**
Thu. Mar. 14 2:30 PM

| | |
|---|---|
| Oakland (31-1) | 66 |
| Science Hill (33-2) | 45 |

**Game 2**
Thu. Mar. 14 5:15 PM

| | |
|---|---|
| Memphis East (26-7) | 67 |
| Clarksville (29-4) | 52 |

**Game 3**
Thu. Mar. 14 7:00 PM

| | |
|---|---|
| Brainerd (32-3) | 63 |
| Clarksville Northwest (28-5) | 53 |

**Game 4**
Thu. Mar. 14 8:45 PM

| | |
|---|---|
| White Station (29-5) | 60 |
| Oak Ridge (22-8) | 51 |

**Game 5**
Fri. Mar. 15 7:00 PM

| | |
|---|---|
| Oakland | 56 |
| Memphis East | 61 |

**Game 6**
Fri. Mar. 15 8:45 PM

| | |
|---|---|
| Brainerd | 54 |
| White Station | 62 |

**Game 7**
Sat. Mar. 16 7:00 PM

| | |
|---|---|
| Memphis East | 61 |
| White Station | 58 |

**Memphis East**
STATE CHAMPION

010

OFFICIAL NCAA BASKETBALL BOX SCORE

Site: Murfreesboro, Tenn.

Clarksville High School (29-5)

Date: March 14, 1996

| CHS (VISITORS) | | | Total FG | Total AT | 3-Pts FG | 3-Pts AT | FT | AT | Rebounds OF | DF | To | PF | TP | A | TO | BK | ST | MN |
|---|---|---|---|---|---|---|---|---|---|---|---|---|---|---|---|---|---|---|
| 44 | Hassell, Trenton | f | 8 | 14 | 4 | 6 | 6 | 9 | 4 | 9 | 13 | 4 | 26 | 3 | 5 | 2 | 0 | 32 |
| 50 | Marion, Shawn | f | 6 | 20 | 0 | 5 | 4 | 4 | 5 | 5 | 10 | 3 | 16 | 0 | 2 | 3 | 0 | 32 |
| 42 | Miller, Maurice | c | 1 | 5 | 0 | 0 | 1 | 3 | 2 | 2 | 4 | 3 | 3 | 2 | 1 | 0 | 0 | 27 |
| 10 | Fuqua, Jay | g | 0 | 3 | 0 | 2 | 4 | 4 | 1 | 2 | 3 | 4 | 4 | 2 | 5 | 0 | 0 | 31 |
| 32 | Bailey, Jay | g | 1 | 5 | 0 | 1 | 1 | 3 | 1 | 3 | 4 | 3 | 3 | 2 | 0 | 0 | 0 | 26 |
| 14 | Godbolt, Jamin | | 0 | 0 | 0 | 0 | 0 | 2 | 0 | 0 | 0 | 2 | 0 | 0 | 1 | 0 | 1 | 7 |
| 24 | Scott, Brian | | 0 | 0 | 0 | 0 | 0 | 0 | 0 | 0 | 0 | 0 | 0 | 0 | 0 | 0 | 0 | 3 |
| 34 | Alford, David | | 0 | 0 | 0 | 0 | 0 | 0 | 0 | 1 | 1 | 2 | 0 | 1 | 0 | 0 | 0 | 2 |
| 12 | Rodgers, Maurice | | -- | -- | -- | -- | -- | -- | -- | -- | -- | -- | -- | -- | -- | -- | -- | DNP |
| 20 | Richardson, Sam | | -- | -- | -- | -- | -- | -- | -- | -- | -- | -- | -- | -- | -- | -- | -- | DNP |
| 22 | Kovach, Kevin | | -- | -- | -- | -- | -- | -- | -- | -- | -- | -- | -- | -- | -- | -- | -- | DNP |
| 54 | Douglas, Jon | | -- | -- | -- | -- | -- | -- | -- | -- | -- | -- | -- | -- | -- | -- | -- | DNP |
| | Team Totals | | | | | | | | 1 | 1 | 2 | | | | 0 | | | |
| | TOTALS | | 16 | 47 | 4 | 14 | 16 | 25 | 14 | 23 | 37 | 21 | 52 | 10 | 14 | 5 | 1 | 160 |

Deadball Rebounds: 2, 0: 2

| | | | | | | | |
|---|---|---|---|---|---|---|---|
| Tot FG %: | 1st Half: | 9-20 | .450 | 2nd Half: | 7-27 | .259 | Game: .340 |
| 3-Pt FG %: | 1st Half: | 3- 5 | .600 | 2nd Half: | 1- 9 | .111 | Game: .286 |
| FT % : | 1st Half: | 9-13 | .692 | 2nd Half: | 7-12 | .583 | Game: .640 |

Memphis East High School (27-7)

| MEHS (HOME) | | | Total FG | Total AT | 3-Pts FG | 3-Pts AT | FT | AT | Rebounds OF | DF | To | PF | TP | A | TO | BK | ST | MN |
|---|---|---|---|---|---|---|---|---|---|---|---|---|---|---|---|---|---|---|
| 14 | Harris, Tony | f | 8 | 16 | 0 | 3 | 7 | 8 | 2 | 5 | 7 | 1 | 23 | 3 | 1 | 0 | 0 | 31 |
| 33 | Knox, David | f | 4 | 14 | 1 | 4 | 6 | 6 | 4 | 6 | 10 | 4 | 15 | 1 | 0 | 0 | 1 | 22 |
| 51 | Rogers, Terry | c | 3 | 7 | 0 | 0 | 1 | 2 | 3 | 3 | 6 | 3 | 7 | 0 | 0 | 1 | 0 | 19 |
| 11 | Stevenson, Antonio | g | 2 | 6 | 0 | 2 | 0 | 0 | 1 | 3 | 4 | 0 | 4 | 1 | 1 | 0 | 1 | 16 |
| 13 | Hayes, Jutsins | g | 1 | 4 | 0 | 2 | 1 | 2 | 1 | 0 | 1 | 0 | 3 | 1 | 0 | 0 | 3 | 11 |
| 10 | Rivers, Nick | | 0 | 1 | 0 | 1 | 0 | 0 | 0 | 0 | 0 | 0 | 0 | 1 | 0 | 0 | 0 | 3 |
| 23 | Garner, Terrance | | 1 | 1 | 0 | 0 | 0 | 0 | 0 | 0 | 0 | 2 | 2 | 0 | 0 | 0 | 0 | 7 |
| 24 | Jones, Rico | | 0 | 3 | 0 | 0 | 1 | 2 | 1 | 1 | 2 | 3 | 1 | 0 | 1 | 1 | 2 | 16 |
| 31 | Gates, Jermaine | | 0 | 1 | 0 | 0 | 0 | 0 | 0 | 0 | 0 | 2 | 0 | 0 | 0 | 0 | 0 | 6 |
| 44 | Thaxton, Jasper | | 1 | 2 | 0 | 0 | 0 | 0 | 0 | 1 | 1 | 3 | 2 | 0 | 1 | 0 | 0 | 14 |
| 53 | Tate, David | | 4 | 5 | 0 | 0 | 2 | 2 | 3 | 5 | 8 | 4 | 10 | 2 | 1 | 0 | 0 | 18 |
| 00 | Copperwood, Marcus | | -- | -- | -- | -- | -- | -- | -- | -- | -- | -- | -- | -- | -- | -- | -- | DNP |
| 15 | Curry, Ricardo | | -- | -- | -- | -- | -- | -- | -- | -- | -- | -- | -- | -- | -- | -- | -- | DNP |
| 21 | Norfleet, Marquette | | -- | -- | -- | -- | -- | -- | -- | -- | -- | -- | -- | -- | -- | -- | -- | DNP |
| 35 | Ingram, Chris | | -- | -- | -- | -- | -- | -- | -- | -- | -- | -- | -- | -- | -- | -- | -- | DNP |
| | Team Totals | | | | | | | | 0 | 0 | 0 | | | | 0 | | | |
| | TOTALS | | 24 | 60 | 1 | 12 | 18 | 22 | 15 | 24 | 39 | 22 | 67 | 9 | 5 | 2 | 7 | 164 |

Deadball Rebounds: 2, 0: 2

| | | | | | | | |
|---|---|---|---|---|---|---|---|
| Tot FG %: | 1st Half: | 11-34 | .324 | 2nd Half: | 13-26 | .500 | Game: .400 |
| 3-Pt FG %: | 1st Half: | 0- 7 | .000 | 2nd Half: | 1- 5 | .200 | Game: .083 |
| FT % : | 1st Half: | 7-10 | .700 | 2nd Half: | 11-12 | .917 | Game: .818 |

| | 1st | 2nd | OT | OT | Tot |
|---|---|---|---|---|---|
| CHS | 30 | 22 | | | 52 |
| MEHS | 29 | 38 | | | 67 |

OFFICIALS: James Hicks, Barry Mathis, Major Shelton

Technical Fouls: none

Attendance: TBA

Comments: 1996 TSSAA Class AAA Quarterfinals

CHS 12 18 12 10

11 18 14 24

010

# OFFICIAL NCAA BASKETBALL BOX SCORE - FIRST HALF

Clarksville High School — Date: March 14, 1996

| CHS (VISITORS) | | | Total FG | Total AT | 3-Pts FG | 3-Pts AT | FT | FT AT | Rebounds OF | Rebounds DF | Rebounds To | PF | TP | A | TO | BK | ST | MN |
|---|---|---|---|---|---|---|---|---|---|---|---|---|---|---|---|---|---|---|
| 44 | Hassell, Trenton | f | 5 | 8 | 3 | 3 | 2 | 3 | 0 | 4 | 4 | 2 | 15 | 1 | 3 | 0 | 0 | 16 |
| 50 | Marion, Shawn | f | 2 | 5 | 0 | 1 | 2 | 2 | 2 | 3 | 5 | 1 | 6 | 0 | 1 | 1 | 0 | 16 |
| 42 | Miller, Maurice | c | 1 | 3 | 0 | 0 | 1 | 2 | 1 | 1 | 2 | 2 | 3 | 1 | 0 | 0 | 0 | 11 |
| 10 | Fuqua, Jay | g | 0 | 1 | 0 | 1 | 4 | 4 | 0 | 1 | 1 | 1 | 4 | 2 | 3 | 0 | 0 | 16 |
| 32 | Bailey, Jay | g | 1 | 3 | 0 | 0 | 0 | 0 | 1 | 3 | 4 | 1 | 2 | 2 | 0 | 0 | 0 | 13 |
| 12 | Rodgers, Maurice | | 0 | 0 | 0 | 0 | 0 | 0 | 0 | 0 | 0 | 0 | 0 | 0 | 0 | 0 | 0 | -- |
| 14 | Godbolt, Jamin | | 0 | 0 | 0 | 0 | 0 | 2 | 0 | 0 | 0 | 0 | 0 | 0 | 1 | 0 | 1 | 3 |
| 20 | Richardson, Sam | | 0 | 0 | 0 | 0 | 0 | 0 | 0 | 0 | 0 | 0 | 0 | 0 | 0 | 0 | 0 | -- |
| 22 | Kovach, Kevin | | 0 | 0 | 0 | 0 | 0 | 0 | 0 | 0 | 0 | 0 | 0 | 0 | 0 | 0 | 0 | -- |
| 24 | Scott, Brian | | 0 | 0 | 0 | 0 | 0 | 0 | 0 | 0 | 0 | 0 | 0 | 0 | 0 | 0 | 0 | 3 |
| 34 | Alford, David | | 0 | 0 | 0 | 0 | 0 | 0 | 0 | 1 | 1 | 2 | 0 | 1 | 0 | 0 | 0 | 2 |
| 54 | Douglas, Jon | | 0 | 0 | 0 | 0 | 0 | 0 | 0 | 0 | 0 | 0 | 0 | 0 | 0 | 0 | 0 | -- |
| | Team Totals | | | | | | | | 1 | 0 | 1 | | | | 0 | | | |
| | TOTALS | | 9 | 20 | 3 | 5 | 9 | 13 | 5 | 13 | 18 | 9 | 30 | 7 | 8 | 1 | 1 | 80 |

Deadball Rebounds: 2, 0: 2

Tot FG %: 1st Half: 9-20 .450
3-Pt FG %: 1st Half: 3- 5 .600
FT % : 1st Half: 9-13 .692

Memphis East High School

| MEHS (HOME) | | | Total FG | Total AT | 3-Pts FG | 3-Pts AT | FT | FT AT | Rebounds OF | Rebounds DF | Rebounds To | PF | TP | A | TO | BK | ST | MN |
|---|---|---|---|---|---|---|---|---|---|---|---|---|---|---|---|---|---|---|
| 14 | Harris, Tony | f | 5 | 11 | 0 | 2 | 2 | 2 | 2 | 0 | 2 | 1 | 12 | 1 | 0 | 0 | 0 | 16 |
| 33 | Knox, David | f | 1 | 4 | 0 | 1 | 0 | 0 | 2 | 1 | 3 | 3 | 2 | 0 | 0 | 0 | 0 | 9 |
| 51 | Rogers, Terry | c | 1 | 4 | 0 | 0 | 1 | 2 | 2 | 0 | 2 | 1 | 3 | 0 | 0 | 1 | 0 | 10 |
| 11 | Stevenson, Antonio | g | 2 | 6 | 0 | 2 | 0 | 0 | 0 | 3 | 3 | 0 | 4 | 0 | 1 | 0 | 1 | 14 |
| 13 | Hayes, Jutsins | g | 0 | 2 | 0 | 1 | 1 | 2 | 1 | 0 | 1 | 0 | 1 | 1 | 0 | 0 | 2 | 8 |
| 00 | Copperwood, Marcus | | 0 | 0 | 0 | 0 | 0 | 0 | 0 | 0 | 0 | 0 | 0 | 0 | 0 | 0 | 0 | -- |
| 10 | Rivers, Nick | | 0 | 1 | 0 | 1 | 0 | 0 | 0 | 0 | 0 | 0 | 0 | 1 | 0 | 0 | 0 | 3 |
| 15 | Curry, Ricardo | | 0 | 0 | 0 | 0 | 0 | 0 | 0 | 0 | 0 | 0 | 0 | 0 | 0 | 0 | 0 | -- |
| 21 | Norfleet, Marquette | | 0 | 0 | 0 | 0 | 0 | 0 | 0 | 0 | 0 | 0 | 0 | 0 | 0 | 0 | 0 | -- |
| 23 | Garner, Terrance | | 1 | 1 | 0 | 0 | 0 | 0 | 0 | 0 | 0 | 2 | 2 | 0 | 0 | 0 | 0 | 5 |
| 24 | Jones, Rico | | 0 | 1 | 0 | 0 | 1 | 2 | 1 | 1 | 2 | 1 | 1 | 0 | 1 | 0 | 1 | 7 |
| 31 | Gates, Jermaine | | 0 | 0 | 0 | 0 | 0 | 0 | 0 | 0 | 0 | 0 | 0 | 0 | 0 | 0 | 0 | -- |
| 35 | Ingram, Chris | | 0 | 0 | 0 | 0 | 0 | 0 | 0 | 0 | 0 | 0 | 0 | 0 | 0 | 0 | 0 | -- |
| 44 | Thaxton, Jasper | | 0 | 1 | 0 | 0 | 0 | 0 | 0 | 1 | 1 | 1 | 0 | 0 | 0 | 0 | 0 | 7 |
| 53 | Tate, David | | 1 | 3 | 0 | 0 | 2 | 2 | 3 | 2 | 5 | 3 | 4 | 0 | 1 | 0 | 0 | 5 |
| | Team Totals | | | | | | | | 0 | 0 | 0 | | | | 0 | | | |
| | TOTALS | | 11 | 34 | 0 | 7 | 7 | 10 | 11 | 8 | 19 | 12 | 29 | 3 | 3 | 1 | 4 | 84 |

Deadball Rebounds: 2, 0: 2

Tot FG %: 1st Half: 11-34 .324
3-Pt FG %: 1st Half: 0- 7 .000
FT % : 1st Half: 7-10 .700

| | 1st | 2nd | OT | OT | Tot |
|---|---|---|---|---|---|
| CHS | 30 | | | | 30 |
| MEHS | 29 | | | | 29 |

OFFICIALS: James Hicks, Barry Mathis, Major Shelton
Technical Fouls:
Attendance: TBA
Comments: 1996 TSSAA Class AAA Quarterfinals

CHS 12 18
MEMS 11 18

# 1981 Class AAA State Boys' Basketball Tournament

## March 18 - March 21, 1981 · Murphy Center - MTSU - Murfreesboro, TN

**Game 1**
Thu. Mar. 19 3:00 PM

| | |
|---|---|
| Nashville Pearl | 63 |
| Booker T. Washington | 61 |

**Game 2**
Thu. Mar. 19 6:00 PM

| | |
|---|---|
| Dobyns Bennett | 63 |
| Howard | 59 |

**Game 3**
Thu. Mar. 19 7:30 PM

| | |
|---|---|
| Memphis Carver | 51 |
| Clarksville | 44 |

**Game 4**
Thu. Mar. 19 9:00 PM

| | |
|---|---|
| Austin-East | 69 |
| Columbia | 65 |

**Game 5**
Fri. Mar. 20 7:30 PM

| | |
|---|---|
| Nashville Pearl | 61 |
| Dobyns Bennett | 59 |

OT
**Game 6**
Fri. Mar. 20 9:00 PM

| | |
|---|---|
| Memphis Carver | 59 |
| Austin-East | 58 |

**Game 7**
Sat. Mar. 21 9:00 PM

| | |
|---|---|
| Nashville Pearl | 64 |
| Memphis Carver | 53 |

**Nashville Pearl**
STATE CHAMPION

AAA

1

# OFFICIAL NCAA BASKETBALL BOX SCORE

Date 3-19-91 Site Mboro

VISITORS (Last Name, First)

| No. | Carver 24-8 | | FG | FGA | FT | FTA | REB | PF | TP | A | TO | BLK | S | MIN |
|---|---|---|---|---|---|---|---|---|---|---|---|---|---|---|
| 24 | Dwight Moody | f | 2 | 8 | 2 | 3 | 6 | 3 | 6 | 5 | 7 | | | |
| 12 | Ben Rhodes | f | 6 | 12 | 2 | 2 | 2 | 0 | 14 | 1 | 1 | | | |
| 15 | Bobby Westbrook | c | 10 | 15 | 6 | 11 | 8 | 3 | 26 | 0 | 3 | | | |
| 25 | Cedric Osby | g | | 6 | | | 5 | | | 3 | 1 | | | |
| 31 | Tony Daniels | g | 0 | 1 | 0 | 1 | 0 | 1 | 0 | 3 | | | | |
| | | | | | | | | | | | | | | |
| 3 | Stanley Blue | | 2 | 2 | 1 | 2 | 2 | 1 | 5 | | | | | |
| 22 | Leon Caldwell | | 0 | 2 | 0 | 0 | 1 | 2 | 0 | | | | | |
| 32 | Lewis Jones | | | 0 | | | 1 | | | | 2 | | | |
| | TEAM REBOUNDS (Included in Totals) | | | | | | 6 | | | | | | | |
| | TOTALS | | 20 | 46 | 11 | 19 | 33 | 10 | 51 | 12 | 14 | | | |

FG %: 1st Half 37% 2nd Half _____ Game 43.5% Deadball Rebounds 2

FT %: 1st Half 66.7% 2nd Half _____ Game 57.9%

HOME

| No. | Clarksville 14-18 | | FG | FGA | FT | FTA | REB | PF | TP | A | TO | BLK | S | MIN |
|---|---|---|---|---|---|---|---|---|---|---|---|---|---|---|
| 52 | Maurice Rives | f | 3 | 5 | 1 | 2 | 5 | 5 | 7 | 2 | 1 | | | |
| 50 | Donnie Dowlen | f | 3 | 4 | 1 | 3 | 2 | 3 | 7 | | 2 | | | |
| 32 | Andre Metcalf | c | 4 | 10 | 2 | 5 | 11 | 0 | 10 | 2 | 4 | | | |
| 44 | Andra Brooks | g | 4 | 9 | 0 | 0 | 3 | 4 | 8 | 2 | 3 | | | |
| 12 | Roy Dotson | g | 3 | 7 | 0 | 1 | 1 | 2 | 6 | 1 | 2 | | | |
| | | | | | | | | | | | | | | |
| * 42 | Robert Eldridge | | 3 | 6 | 0 | 0 | 2 | 2 | 6 | 1 | 2 | | | |
| 22 | Scott Thomas | | 0 | 0 | 0 | 1 | 0 | 1 | 0 | 1 | 1 | | | |
| 14 | Bobby Mosley | | | 0 | | | 0 | | | 1 | | | | |
| 54 | Jeff Lewis | | | 1 | | | 0 | | | | | | | |
| | TEAM REBOUNDS (Included in Totals) | | | | | | 7 | | | | | | | |
| | TOTALS | | 20 | 42 | 4 | 12 | 31 | 17 | 44 | 10 | 15 | | | |

FG %: 1st Half 42.9% 2nd Half _____ Game 47.6% Deadball Rebounds 2

FT %: 1st Half 40% 2nd Half _____ Game 33.3%

OFFICIALS: Whitley, Ramsey

Technical Fouls: _____

Attendance _____

©by National Collegiate Athletic Association 1978

| SCORE BY PERIODS | 1st H. (1st Qt.) | 2nd H. (2nd Qt.) | OT (3rd Qt.) | OT (4th Qt.) | FINAL |
|---|---|---|---|---|---|
| Carver | 18 | 4 | 19 | 6 | 51 |
| Clarksville | 9 | 11 | 10 | 14 | 44 |

* son of Wilma Rudolph

# 1980 Class AAA State Boys' Basketball Tournament

## March 11 - March 15, 1980 · Murphy Center - MTSU - Murfreesboro, TN

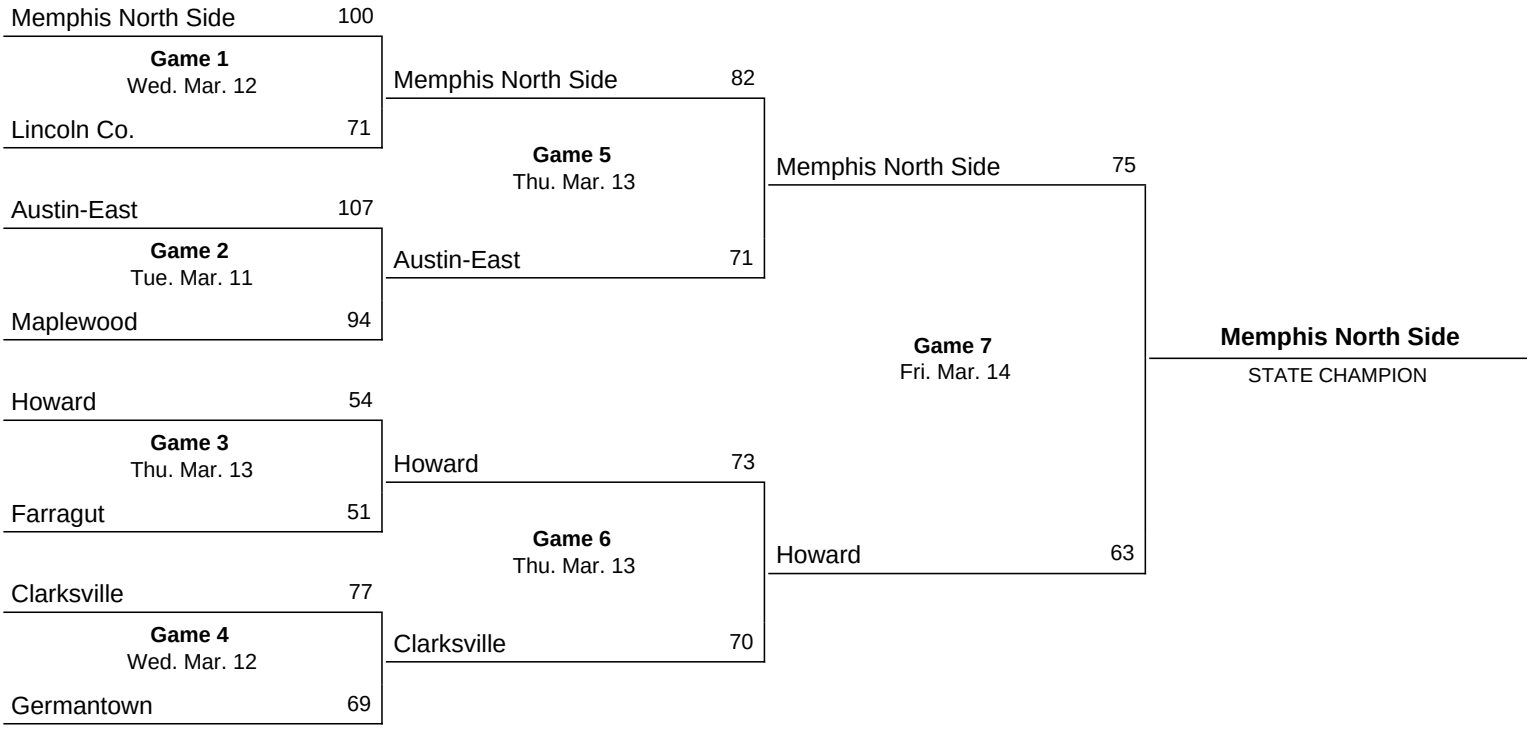

9

# OFFICIAL NCAA BASKETBALL BOX SCORE

Date 3/12/80 at Murfreesboro

— Final —

VISITORS (Last Name, First)

| No. | Clarksville | | FG | FGA | FT | FTA | REB | PF | TP | A | TO | BLK | S | MIN |
|---|---|---|---|---|---|---|---|---|---|---|---|---|---|---|
| 50 | Collins, Barry | f | 5 | 12 | 3 | 6 | 8 | 3 | 13 | 1 | 2 | | | |
| 52 | Rives, Maurice | f | 3 | 4 | 2 | 2 | 4 | 5 | 8 | 0 | 0 | | | |
| 42 | Lisenbee, Fred | c | 8 | 18 | 3 | 5 | 0 | 4 | 19 | 2 | 2 | | | |
| 14 | Ogburn, Donald | g | 2 | 4 | 2 | 3 | 4 | 5 | 6 | 2 | 1 | | | |
| 22 | Radcliffe, Mike | g | 10 | 14 | 7 | 10 | 9 | 3 | 27 | 3 | 3 | | | |
| 4 | Young, Mike | | 2 | 8 | 0 | 1 | 3 | 1 | 4 | 0 | 2 | | | |
| 12 | Dotson, Roy | | 0 | 0 | 0 | 0 | 0 | 0 | 0 | 0 | 0 | | | |
| | TEAM REBOUNDS (Included in Totals) | | | | | | 11 | | | | | | | |
| | TOTALS | | 30 | 60 | 17 | 27 | 40 | 21 | 79 | 8 | 10 | | | |

FG %: 1st Half 58.6 (17-29) 2nd Half _____ Game 50% Deadball Rebounds _____

FT %: 1st Half 60.0 (7-12) 2nd Half _____ Game 62.8

HOME

| No. | Germantown | | FG | FGA | FT | FTA | REB | PF | TP | A | TO | BLK | S | MIN |
|---|---|---|---|---|---|---|---|---|---|---|---|---|---|---|
| 12 | Dillon, Brad | f | 13 | 20 | 11 | 14 | 5 | 4 | 37 | 4 | 1 | | | |
| 40 | Scott, Tom | f | 7 | 14 | 2 | 3 | 9 | 4 | 16 | 1 | 4 | | | |
| 10 | McCoy, Ricky | c | 2 | 4 | 1 | 1 | 2 | 5 | 5 | 4 | 0 | | | |
| 22 | Brady, Riley | g | 1 | 6 | 0 | 3 | 8 | 4 | 2 | 0 | 3 | | | |
| 24 | Spankenberger, John | g | 3 | 6 | 3 | 6 | 0 | 3 | 9 | 1 | 2 | | | |
| 14 | Chenault, David | | 0 | 2 | 0 | 0 | 1 | 2 | 0 | 0 | 1 | | | |
| 30 | Berry, Scott | | 0 | 0 | 0 | 0 | 0 | 0 | 0 | 0 | 0 | | | |
| | TEAM REBOUNDS (Included in Totals) | | | | | | 10 | | | | | | | |
| | TOTALS | | 26 | 52 | 17 | 27 | 36 | 22 | 69 | 10 | 11 | | | |

FG %: 1st Half 66.6 (18-27) 2nd Half _____ Game 50% Deadball Rebounds _____

FT %: 1st Half 90.9 (10-11) 2nd Half _____ Game 62.8 %

OFFICIALS: Ken Coulter & Garey Eakes

Technical Fouls: None

Attendance _____

©by National Collegiate Athletic Association 1976

| SCORE BY PERIODS | 1st H. | 2nd H. | 3rd | 4th | FINAL |
|---|---|---|---|---|---|
| Clarksville | 24 | 17 | 20 | 16 | 79 |
| Germantown | 31 | 15 | 12 | 12 | 69 |

OFFICIAL NCAA BASKETBALL BOX SCORE Date 3/12/80 Site Murfreesboro

-Halftime-

VISITORS (Last Name, First)

| No. | Clarksville | | FG | FGA | FT | FTA | REB | PF | TP | A | TO | BLK | S | MIN |
|---|---|---|---|---|---|---|---|---|---|---|---|---|---|---|
| 50 | Collins, Barry | f | 3 | 6 | 0 | 2 | 2 | 2 | 6 | 0 | 0 | | | |
| 52 | Rives, Maurice | f | 1 | 2 | 2 | 2 | 2 | 2 | 4 | 0 | 0 | | | |
| 42 | Lisenbee, Fred | c | 5 | 10 | 2 | 3 | 0 | 2 | 12 | 0 | 1 | | | |
| 14 | Oaburn, Donald | g | 1 | 2 | 1 | 2 | 2 | 2 | 3 | 1 | 0 | | | |
| 22 | Radcliff, Mike | g | 7 | 9 | 2 | 3 | 4 | 0 | 16 | 3 | 1 | | | |
| | TEAM REBOUNDS (Included in Totals) | | | | | | 1 | | | | | | | |
| | TOTALS | | 17 | 29 | 7 | 12 | 11 | 6 | 41 | 4 | 2 | | | |

FG %: 1st Half 58.6 2nd Half ____ Game ____ Deadball Rebounds ____

FT %: 1st Half 60% 2nd Half ____ Game ____

HOME

| No. | Germantown | | FG | FGA | FT | FTA | REB | PF | TP | A | TO | BLK | S | MIN |
|---|---|---|---|---|---|---|---|---|---|---|---|---|---|---|
| 12 | Dillon, Brad | f | 8 | 9 | 6 | 6 | 2 | 1 | 22 | 3 | 1 | | | |
| 40 | Scott, Tom | f | 7 | 10 | 0 | 0 | 4 | 1 | 14 | 1 | 3 | | | |
| 10 | McCoy, Ricky | c | 2 | 3 | 1 | 1 | 1 | 3 | 5 | 3 | 0 | | | |
| 22 | Brady, Riley | g | 1 | 4 | 0 | 0 | 6 | 2 | 2 | 0 | 1 | | | |
| 24 | Spankenberger, John | | 0 | 0 | 3 | 4 | 0 | 3 | 3 | 1 | 1 | | | |
| 14 | Chenault, David | | 0 | 1 | 0 | 0 | 1 | 0 | 0 | 0 | 1 | | | |
| | TEAM REBOUNDS (Included in Totals) | | | | | | 2 | | | | | | | |
| | TOTALS | | 18 | 27 | 10 | 11 | 16 | 10 | 46 | 8 | 7 | | | |

FG %: 1st Half 66.6 2nd Half ____ Game ____ Deadball Rebounds ____

FT %: 1st Half 90.9 2nd Half ____ Game ____

OFFICIALS: Ken Coulter & Garey Fakes

Technical Fouls: ____

Attendance ____

©by National Collegiate Athletic Association 1976

| SCORE BY PERIODS | 1st H. | 2nd H. | | | Half |
|---|---|---|---|---|---|
| Clarksville | 24 | 17 | | | 41 |
| Germantown | 31 | 15 | | | 46 |

18

# FICIAL NCAA BASKETBALL BOX SCORE

Date 3-15 at Middle Tenn State

ITORS (Last Name, First)

| HOWARD | | FG | FGA | FT | FTA | REB | PF | TP | A | TO | BLK | S | MIN |
|---|---|---|---|---|---|---|---|---|---|---|---|---|---|
| MORGAN, CHARLES | f | 4 | 6 | 1 | 2 | 3 | 2 | 9 | 0 | 2 | | | |
| WHITE, REGINALD | f | 7 | 9 | 5 | 10 | 5 | 4 | 19 | 1 | 2 | | | |
| ST RICKLAND, STANFORD | | 5 | 9 | 5 | 10 | 6 | 2 | 15 | 2 | 4 | | | |
| HUBBARD, STANLEY | g | 10 | 16 | 1 | 7 | 6 | 3 | 21 | 2 | 3 | | | |
| BOYKINS, VICTOR | g | 1 | 4 | 3 | 4 | 7 | 1 | 5 | 5 | 4 | | | |
| EMBRY, CHARLES | | 2 | 4 | 0 | 0 | 4 | 3 | 4 | 3 | 2 | | | |
| TEAM REBOUNDS (Included in Totals) | | | | | | 7 | | | | | | | |
| TOTALS | | 29 | 48 | 15 | 33 | 38 | 15 | 73 | 13 | 17 | | | |

FG %: 1st Half 60.7 (17-28) 2nd Half _____ Game 60.4 Deadball Rebounds _____

FT %: 1st Half 50.0 (5-10) 2nd Half _____ Game 45.5

ME

| CLARKSVILLE | | FG | FGA | FT | FTA | REB | PF | TP | A | TO | BLK | S | MIN |
|---|---|---|---|---|---|---|---|---|---|---|---|---|---|
| OGBURN, DONALD | f | 8 | 14 | 1 | 1 | 2 | 2 | 17 | 1 | 0 | | | |
| RADCLIFFE, MIKE | f | 11 | 20 | 4 | 4 | 12 | 5 | 26 | 3 | 4 | | | |
| LISENBEE, FRED | c | 4 | 14 | 0 | 0 | 3 | 2 | 8 | 1 | 0 | | | |
| COLLINS, BARRY | g | 4 | 10 | 5 | 8 | 12 | 5 | 13 | 2 | 3 | | | |
| RIVES, MAURICE | g | 3 | 6 | 0 | 0 | 2 | 5 | 6 | 2 | 2 | | | |
| YOUNG, MIKE | | 0 | 1 | 0 | 0 | 1 | 2 | 0 | 0 | 1 | | | |
| METCALFE, ANDRIE | | 0 | 0 | 0 | 0 | 2 | 2 | 0 | 1 | 0 | | | |
| TEAM REBOUNDS (Included in Totals) | | | | | | 3 | | | | | | | |
| TOTALS | | 30 | 65 | 10 | 13 | 37 | 23 | 70 | 10 | 16 | | | |

FG %: 1st Half 48.6 (17-35) 2nd Half _____ Game 46.2 Deadball Rebounds _____

FT %: 1st Half 71.4 (5-7) 2nd Half _____ Game 76.9

FICIALS: Jerry Babb ; Ken Coulter

hnical Fouls: None

ndance 4,139

© by National Collegiate Athletic Association 1976

| SCORE BY PERIODS | 1st Qr. | 2nd Qr. | 3rd Qr. | 4th Qr. | FINAL |
|---|---|---|---|---|---|
| HOWARD | 18 | 21 | 19 | 15 | 73 |
| CLARKSVILLE | 18 | 21 | 13 | 18 | 70 |

OFFICIAL NCAA BASKETBALL BOX SCORE Date 3-15 Site MTSU

VISITORS (Last Name, First)

| No. | HOWARD | | FG | FGA | FT | FTA | REB | PF | TP | A | TO | BLK | S | MIN |
|---|---|---|---|---|---|---|---|---|---|---|---|---|---|---|
| 55 | MORGAN, CHARLES | f | 2 | 3 | 1 | 2 | 2 | 0 | 5 | 0 | 1 | | | |
| 53 | WHITE, REGINALD | f | 4 | 4 | 3 | 4 | 3 | 2 | 11 | 0 | 0 | | | |
| 15 | STRICKLAND, STANFORD | | 3 | 7 | 1 | 2 | 2 | 1 | 7 | 2 | 4 | | | |
| 3 | HUBBARD, STANLEY | g | 5 | 9 | 0 | 2 | 5 | 2 | 10 | 1 | 2 | | | |
| 43 | BOYKINS, VICTOR | g | 1 | 2 | 0 | 0 | 2 | 1 | 2 | 2 | 2 | | | |
| 25 | EMBRY, CHARLES | | 2 | 3 | 0 | 0 | 2 | 1 | 4 | 2 | 2 | | | |
| | TEAM REBOUNDS (Included in Totals) | | | | | | 1 | | | | | | | |
| | TOTALS | | 17 | 28 | 5 | 10 | 17 | 7 | 39 | 7 | 11 | | | |

FG %: 1st Half 60.7 2nd Half _____ Game _____ Deadball Rebounds _____

FT %: 1st Half 50% 2nd Half _____ Game _____

HOME

| No. | CLARKSVILLE | | FG | FGA | FT | FTA | REB | PF | TP | A | TO | BLK | S | MIN |
|---|---|---|---|---|---|---|---|---|---|---|---|---|---|---|
| 14 | OGBURN, DONALD | f | 6 | 12 | 0 | 0 | 1 | 0 | 12 | 0 | 0 | | | |
| 22 | RADCLIFFE, MIKE | f | 4 | 6 | 2 | 2 | 5 | 2 | 10 | 3 | 4 | | | |
| 42 | LISENBEE, FRED | c | 0 | 4 | 0 | 0 | 2 | 1 | 0 | 1 | 4 | | | |
| 50 | COLLINS, BARRY | g | 4 | 7 | 3 | 5 | 9 | 2 | 11 | 0 | 2 | | | |
| 52 | RIVES, MAURICE | g | 3 | 6 | 0 | 0 | 2 | 2 | 6 | 2 | 2 | | | |
| | TEAM REBOUNDS (Included in Totals) | | | | | | 1 | | | | | | | |
| | TOTALS | | 17 | 35 | 5 | 7 | 20 | 7 | 39 | 6 | 12 | | | |

FG %: 1st Half 48.6 2nd Half _____ Game _____ Deadball Rebounds _____

FT %: 1st Half 71.4 2nd Half _____ Game _____

OFFICIALS: JERRY BABB & KEN COULTER

Technical Fouls: None

Attendance _____

©by National Collegiate Athletic Association 1976

SCORE BY PERIODS

| | 1st ~~H.~~ Qt | 2nd ~~H.~~ Qt | 3rd ~~OT~~ Qt | 4th ~~OT~~ QT | HALF ~~FINAL~~ |
|---|---|---|---|---|---|
| HOWARD | 18 | 21 | | | 39 |
| CLARKSVILLE | 18 | 21 | | | 39 |

# 1971 State Boys' Basketball Tournament

## March 9 - March 13, 1971

### First Round

Nashville Cameron 80
**Game 1**
Tue. Mar. 9 7:30 PM
Melrose 58

Oak Ridge 70
**Game 2**
Tue. Mar. 9 9:00 PM
Clarksville 59

Murfreesboro 60
**Game 3**
Tue. Mar. 9 2:30 PM
Howard 58

Humboldt 51
**Game 4**
Tue. Mar. 9 4:00 PM
Sullivan Central 49

Lexington 59
**Game 5**
Wed. Mar. 10 7:30 PM
Knoxville Fulton 51

Memphis Geeter 55
**Game 6**
Tue. Mar. 9 9:00 PM
Nashville North 51

Bradley Central 69
**Game 7**
Wed. Mar. 10 2:30 PM
Lawrenceburg 64

Dobyns Bennett 67
**Game 8**
Wed. Mar. 10 4:00 PM
Trezevant 48

### Quarterfinals

Nashville Cameron 67
**Game 9**
Thu. Mar. 11 4:00 PM
Oak Ridge 45

Murfreesboro 60
**Game 10**
Thu. Mar. 11 2:30 PM
Humboldt 53

Lexington 70
**Game 11**
Thu. Mar. 11 9:00 PM
Memphis Geeter 51

Bradley Central 60
**Game 12**
Thu. Mar. 11 7:30 PM
Dobyns Bennett 54

### Semifinals

Cameron 49
**Game 13**
Fri. Mar. 12 7:00 PM
Murfreesboro 44

Lexington 74
**Game 14**
Fri. Mar. 12 8:30 PM
Bradley Central 53

### Championship

Nashville Cameron 56
**Game 16**
Sat. Mar. 13 7:00 PM
Lexington 50

**Nashville Cameron**
STATE CHAMPION

### Consolation Contests

Mar. 13 8:30 PM Game 15 Third Place **Murfreesboro 64**, Bradley Central 46 **Stats**

State Form 103-A—Order Masters from Ned West, 2800 Acorn Avenue, N.E., Atlanta, Georgia 30305

# OFFICIAL BASKETBALL BOX

| OAK RIDGE | FIELD GOALS MADE | FIELD GOALS ATT'D. | FREE THROWS MADE | FREE THROWS ATT'D. | REBOUNDS | ASS'TS | PER. FOULS | TOTAL POINTS | TURNOVERS | MINS. PLAYED |
|---|---|---|---|---|---|---|---|---|---|---|
| REYNOLDS | 2 | 5 | 0 | 0 | 5 | 1 | 4 | 4 | 3 | |
| ODEN | 1 | 2 | 4 | 6 | 2 | 1 | 2 | 6 | 4 | |
| MUCKENTHALER | 5 | 12 | 1 | 2 | 11 | 3 | 2 | 11 | 2 | |
| ERGEN | 9 | 13 | 10 | 15 | 8 | 1 | 5 | 28 | 3 | |
| BURRELL | 3 | 13 | 4 | 5 | 6 | 1 | 3 | 10 | 0 | |
| BUTCHER | 3 | 7 | 3 | 4 | 7 | 0 | 1 | 9 | 0 | |
| TAYLOR | 1 | 1 | 0 | 0 | 1 | 0 | 0 | 2 | 0 | |
| ~~STARTH~~ | | | | | | | | | | |
| BAILEY | 0 | 1 | 0 | 0 | 0 | 0 | 1 | 0 | 0 | |
| | | | | | | | | | | |
| | | | | | | | | | | |
| | | | | | | | | | | |
| | | | | | | | | | | |
| TEAM | | | | | 6 | | | | | |
| TOTALS | 24 | 54 | 22 | 32 | 46 | 7 | 18 | 70 | 13 | |

PERCENTAGES: FGs: 1st H. _____ 2nd H. _____ Game 44 % Shots Missed _____
FTs: 1st H. _____ 2nd H. _____ Game 69 % Team Rebounds _____

| CLARKSVILLE | FIELD GOALS MADE | FIELD GOALS ATT'D. | FREE THROWS MADE | FREE THROWS ATT'D. | REBOUNDS | ASS'TS | PER. FOULS | TOTAL POINTS | TURNOVERS | MINS. PLAYED |
|---|---|---|---|---|---|---|---|---|---|---|
| BLACKWELL | 0 | 1 | 2 | 3 | 5 | 0 | 5 | 2 | 1 | |
| BARKER | 3 | 17 | 1 | 2 | 6 | 0 | 2 | 7 | 2 | |
| JIMMERSON | 6 | 13 | 4 | 7 | 11 | 0 | 3 | 16 | 1 | |
| JOHNSON | 4 | 7 | 3 | 4 | 3 | 2 | 2 | 11 | 2 | |
| SEWELL | 6 | 11 | 0 | 1 | 5 | 2 | 5 | 12 | 4 | |
| FISHER | 0 | 3 | 6 | 7 | 1 | 0 | 4 | 6 | 2 | |
| GARRARD | 1 | 2 | 1 | 2 | 2 | 0 | 2 | 3 | 0 | |
| SMITH | 0 | 1 | 2 | 2 | 1 | 0 | 1 | 2 | 0 | |
| | | | | | | | | | | |
| | | | | | | | | | | |
| | | | | | | | | | | |
| | | | | | | | | | | |
| | | | | | | | | | | |
| | | | | | | | | | | |
| TEAM | | | | | 2 | | | | | |
| TOTALS | 20 | 55 | 19 | 28 | 36 | 4 | 24 | 59 | 12 | |

PERCENTAGES: FGs: 1st H. _____ 2nd H. _____ Game 36 % Shots Missed _____
FTs: 1st H. _____ 2nd H. _____ Game 68 % Team Rebounds _____

OFFICIALS MARTINDALE & COULTER
CROWD 4223
DATE MARCH 9, 1971

| SCORE BY PERIODS | 1 | 2 | 3 | 4 | OP | EP | G |
|---|---|---|---|---|---|---|---|
| OAK RIDGE | 22 | 15 | 12 | 21 | | | 70 |
| CLARKSVILLE | 14 | 20 | 15 | 10 | | | 59 |

FILL CARDS

# 1964 State Boys' Basketball Tournament

**March 9 - March 14, 1964**

| First Round | Second Round | Quarterfinals | Semifinals | Championship |
|---|---|---|---|---|
| Knoxville South (27-6) 70 — **Game 1** Mon. Mar. 9 — Jackson Co. 60 | Knoxville South 70 — **Game 17** Tue. Mar. 10 9 PM — Mt. Pleasant 36 | Knoxville South 56 — **Game 25** Thu. Mar. 12 4 PM — Kingsbury 47 | Knoxville South 44 — **Game 29** Fri. Mar. 13 7 PM — Donelson 54 | Donelson 68 — **Game 32** Sat. Mar. 14 8:30 PM — Clarksville 49 |
| Mt. Pleasant (21-6) — **Game 2** Mon. Mar. 9 — Bye | | | | |
| Kingsbury (54-10) — **Game 3** Mon. Mar. 9 — Bye | Kingsbury 79 — **Game 18** Tue. Mar. 10 7:30 PM — Lexington 68 | | | |
| Lexington (25-7) — **Game 4** Mon. Mar. 9 — Bye | | | | |
| Donelson (24-4) — **Game 5** Mon. Mar. 9 — Bye | Donelson 62 — **Game 19** Tue. Mar. 10 2:30 PM — Kingston 54 | Donelson 57 — **Game 26** Thu. Mar. 12 2:30 PM — Sullivan 48 | | |
| Kingston (22-16) — **Game 6** Mon. Mar. 9 — Bye | | | | |
| Sullivan (30-7) — **Game 7** Mon. Mar. 9 — Bye | Sullivan 64 — **Game 20** Tue. Mar. 10 4 PM — Trezevant 44 | | | |
| Trezevant (27-2) — **Game 8** Mon. Mar. 9 — Bye | | | | |
| Treadwell (34-1) — **Game 9** Mon. Mar. 9 — Bye | Treadwell 57 — **Game 21** Wed. Mar. 11 2:30 PM — Lenoir City 43 | Treadwell 58 — **Game 27** Thu. Mar. 12 7:30 PM — Savannah 48 | Treadwell 53 — **Game 30** Fri. Mar. 13 8:30 PM — Clarksville 59 | |
| Lenoir City (28-4) 40 — **Game 10** Mon. Mar. 9 — Dresden 27 | | | | |
| Savannah (28-2) — **Game 11** Mon. Mar. 9 — Bye | Savannah 73 — **Game 22** Wed. Mar. 11 4 PM — Lawrenceburg 63 | | | |
| Lawrenceburg (29-4) — **Game 12** Mon. Mar. 9 — Bye | | | | |
| Clarksville (26-3) — **Game 13** Mon. Mar. 9 — Bye | Clarksville 61 — **Game 23** Wed. Mar. 11 7:30 PM — Dobyns Bennett 50 | Clarksville 55 — **Game 28** Thu. Mar. 12 9 PM — Murfreesboro 43 | | |
| Dobyns Bennett (25-7) — **Game 14** Mon. Mar. 9 — Bye | | | | |
| Murfreesboro (27-1) — **Game 15** Mon. Mar. 9 — Bye | Murfreesboro 66 — **Game 24** Wed. Mar. 11 9 PM — Knoxville Fulton 59 | | | |
| Knoxville Fulton (29-5) — **Game 16** Mon. Mar. 9 — Bye | | | | |

**Donelson**
STATE CHAMPION

**Consolation Contests**

Mar. 14 7:00 PM Game 31 Third Place **Treadwell 59**, Knoxville South 52 **Stats**

FINAL STATISTICS — vs.

Kingsport vs. Clarksville
Game No. 9

Date 3/11/64

Attnd. 7,000

Officials Joe Caldwell

And Burrell Crowell

| KINGSPORT (50) | FGA-FGM | FTA-FTM | REB | FOULS | POINTS |
|---|---|---|---|---|---|
| Richard Arnold, f | 17-5 | 1-0 | 3 | 3 | 10 |
| Leroy Fisher, f | 18-6 | 3-1 | 6 | 3 | 13 |
| Chas. Hunley, c | 4-2 | 5-0 | 3 | 1 | 4 |
| Sam Bedford, g | 12-4 | 0-0 | 2 | 4 | 8 |
| John Penn, g | 8-2 | 2-1 | 1 | 2 | 5 |
| Jerry McClellan | 6-3 | 0-0 | 1 | 1 | 6 |
| Jim Otis | 0-0 | 4-4 | 3 | 2 | 4 |
| Jerry Harmon | 2-0 | 0-0 | 3 | 0 | 0 |
| Flip Gilmer | 0-0 | 0-0 | 0 | 1 | 0 |
| | | | | | |
| Team | | | 3 | | |
| TOTALS | 67-22 | 15-6 | 36 | 17 | 50 |

FG % 32.8

FT % 40.0

| CLARKSVILLE (61) | FGA-FGM | FTA-FTM | REB | FOULS | POINTS |
|---|---|---|---|---|---|
| Chas. Patterson, f | 14-9 | 8-4 | 7 | 0 | 22 |
| Fred Goetz, f | 2-1 | 2-2 | 5 | 3 | 4 |
| Doug Jolly, c | 2-0 | 6-6 | 9 | 3 | 6 |
| Jack Darke, g | 8-3 | 5-3 | 7 | 2 | 9 |
| Marty Darnell, g | 17-8 | 4-4 | 8 | 3 | 20 |
| Billy Herndon | 0-0 | 0-0 | 0 | 0 | 0 |
| | | | | | |
| | | | | | |
| | | | | | |
| | | | | | |
| Team | | | 2 | | |
| TOTALS | 43-21 | 25-19 | 38 | 11 | 61 |

FG % 48.8

FT % 76.0

Floor Mistakes: Clarksville 18, Kingsport 8.

| | 1st Half | 2nd Half | | Total |
|---|---|---|---|---|
| Kingsport | 7 | 20 | 12 | 11 | 50 |
| Clarksville | 23 | 8 | 13 | 17 | 61 |

I.S.S.H.A. State Tourney

Game #9 Clarksville vs Kingsport 7:30

| TIME | SHOT FROM | TYPE SHOT | PLAYER | SCORE | PLAYER | TYPE SHOT | SHOT FROM | TIME |
|---|---|---|---|---|---|---|---|---|
| | Patterson & Goetz | | | | Arnold & Fisher | | | |
| | Jolly | | | | Hunley | | | |
| | Darke & Darnell | | | | Bedford & Penn | | | |
| 7:41 | 12LS | J | DARNELL | 2 | | | | |
| | | | | | 2 HUNLEY | TIP | IN | 7:25 |
| 7:11 | Drive | | Darke | 4 | | | | |
| 6:55 | Hunley | FT | DARNELL | 5 | [illegible] | [illegible] | Hunley | [illegible] |
| | | | | | 0 HUNLEY | F.T | Darnell | 6:44 |
| | | | | | 4 Fisher | J | 8RS | 6:29 |
| 5:53 | 10LS | J | Patterson | 7 | | | | |
| 5:30 | 12C | J | Darke | 9 | | | | |
| 5:29 | BEDFORD | FT | PATTERSON | 10 | Time Out | Kingsport | | 5:29 |
| | | | | | 5 FISHER | F.T. | DARNELL | 5:14 |
| 4:51 | 10LS | J | Patterson | 12 | | | | |
| 4:17 | 10LC | J | DARNELL | 14 | | | | |
| 4:07 | PENN | F.T. | PATTERSON | 0 | | | | |
| 4:03 | FISHER | F.T. | DARNELL | 15 | | | | |
| | | | | | 0 FISHER | F.T. | DARKE | 3:51 |
| 3:49 | STEAL | | PATTERSON | 17 | | | | |
| | | | | | 7 BEDFORD | PUSH | 20C | 3:24 |
| 2:40 | 18LS | J | DARNELL | 19 | | | | |
| 2:06 | DRIVE | Lay-up | DARKE | 21 | | | | |
| | | | | | Time-out Kingsport | | | 1:47 |
| | | | | | McClellan for | HUNLEY | | 1:22 |
| 0:05 | Bedford | F.T | GOETZ | 22 | | | | |
| | | | " | 24 | | | | |
| | Clarksville-24 | | First Quarter | | Kingsport | 7 | | |

~~VANDERBILT~~ Clarksville — Kingsport — (2)

| TIME | SHOT FROM | TYPE SHOT | PLAYER | SCORE 28 | PLAYER | TYPE SHOT | SHOT FROM | TIME |
|---|---|---|---|---|---|---|---|---|
| | | | 2ND | | QUARTER | | | |
| | | | | | 9 Bedford | Steal | | 7:45 |
| | | | | | 11 McClellan | Tip-IN | | 7:02 |
| | | | | | 13 Fisher | J | 20C | 6:15 |
| 6:05 | OFF. Foul Goetz | | | | | | | |
| 5:47 | Herndon for Goetz | | | | | | | |
| | | | | | 15 Bedford | J | 20LC | 5:40 |
| | | | | | 17 Arnold | J | 20C | 5:01 |
| | | | | | 19 Fisher | Push | 15LS | 4:25 |
| 4:01 | 18C | P | Darnell | 25 | | | | |
| 3:19 | Bedford | F.T. | Jolley D | 26 | Harmon & Otis for | | | 3:19 |
| | | | | 27 | Bedford + Penn | | | |
| 3:19 | Goetz for Herndon | | | | | | | |
| | | | | | 20 Otis | F.T. | Jolly | 2:27 |
| | | | | | 21 " | | | |
| | | | | | Gilmer for Arnold | | | 2:27 |
| | | | | | 23 Fisher | F.B | Steal | 2:11 |
| 1:46 | Gilmer | F.T | Jolly D | 28 | Arnold for Gilmer | | | 1:46 |
| | | | | 29 | | | | |
| | | | | | 25 Arnold | J | 15LC | 1:31 |
| | | | | | 27 Arnold | Rebound | | 0:54 |
| 0:24 | 15LS | J | Darnell | 31 | | | | |
| | | | End of Half | | | | | |
| | Clarksville | | | | Kingsport | | | |
| | 31 | | | | 27 | | | |

CLARKSVILLE ~~VANDERBILT~~ — KINGSPORT — (3)

| TIME | SHOT FROM | TYPE SHOT | PLAYER | SCORE 31 - 27 | PLAYER | TYPE SHOT | SHOT FROM | TIME |
|---|---|---|---|---|---|---|---|---|
| Same Five | | | -2ND | | HALF-Same except Otis for Bedford | | | |
| 7:20 | 20C | J | Goetz | 33 | | Harmon foo | | |
| | | | | | 0 Honley | F.T. | Goetz | 7:00 |
| | | | | | 0 " | | | |
| | | | | | 29 Honley | J | 6RS | 6:24 |
| 5:24 | Lay-up | | Patterson | 35 | | | | |
| 5:11 | Steal | | Patterson | 37 | | | | |
| 5:03 | Steal | | Darnell | 39 | | | | |
| 4:50 | Steal | | Patterson | 41 | | | | |
| | | | | | Bedford for Fisher | | | |
| | | | | | Time out Kingsport | | | 4:48 |
| | | | | | 30 Otis | F.T. | Goetz | 4:40 |
| | | | | | 31 " | | | |
| | | | | | 33 Arnold | Steal | | 4:27 |
| | | | | | 35 Bedford | J | 25C | 3:26 |
| 2:42 | Bedford | F.T. | Patterson | 0 | Penn for Bedford | | | 2:42 |
| | | | " | 0 | | | | |
| 2:33 | Lay-up | | Patterson | 43 | | | | |
| | | | | | 37 Arnold | Steal | | 1:57 |
| | | | | | McClellan for Honley | | | 1:33 |
| | | | | | 0 Arnold | F.T | Jolly | 1:24 |
| 0:59 | Penn | F.T. | Darke | 44 | Fisher for | Harmon | | 0:59 |
| | | | | | 39 McClellan | Rebound | | 0:40 |
| | | | END of | 3RD QUARTER | | | | |
| | Clarksville | | | | Kingsport | | | |
| | | | 44 | | 39 | | | |

Clarksville ~~VANDERBILT~~ — Kingsport

| TIME | SHOT FROM | TYPE SHOT | PLAYER | SCORE 44 – 39 | | PLAYER | TYPE SHOT | SHOT FROM | TIME |
|---|---|---|---|---|---|---|---|---|---|
| | | | - 4TH QUARTER - OTIS for ~~Bedford~~ HARMON | | | | | | |
| | | | | | 41 | Penn | REBOUND | | 7:47 |
| 7:28 | 8C | J | DARNELL | 46 | | | | | |
| 7:28 | ARNOLD | F.T | DARNELL | 47 | | | | | |
| | | | | | 43 | ~~Feb~~ Fisher | REBOUND | | 7:16 |
| 6:02 | Lay-up | | Patterson | 49 | | | | | |
| 5:26 | Otis | F.T. | DARNELL | 50 | | | | | |
| | | | | | 45 | McClellan | J | 6LS | 5:15 |
| | | | | | 47 | PENN | J | 5C | 4:29 |
| 3:55 | ARNOLD | F.T. | DARKE (1+1) | 0 | | Time-out Kingsport | | | 3:55 |
| | | | | | 0 | PENN | F.T. | Darke | 3:07 |
| | | | | | 48 | " | | | |
| 2:47 | Otis | F.T | Patterson (1+1) | 51 | | | | | |
| | | | " | 0 | | | | | |
| | | | | | 50 | Fisher | J | 15LC | 2:27 |
| 2:09 | 8LS | J | Darnell | 53 | | | | | |
| 1:12 | Lay-up | | Patterson | 55 | | | | | |
| 0:51 | ARNOLD | F.T. | Darke (1+1) | 0 | | Bedford & Hunley | | | |
| | | | | | | for Otis & PENN | | | 0:51 |
| 0:34 | McClellan | F.T | Patterson | 56 | | | | | |
| | | | " | 57 | | | | | |
| 0:22 | Fisher | F.T. | Jolley | 58 | | | | | |
| | | | " | 59 | | | | | |
| | | | | | 0 | Hunley | F.T | Jolly | 0:13 |
| | | | | | 0 | " | | | |
| 0:08 | Fisher | F.T | Darke (1+1) | 60 | | | | | |
| | | | | 61 | | | | | |
| | | | | | 0 | #1 Fisher | F.T | Darnell | 0:02 |

## FINAL STATISTICS

Clarksville vs. Murfreesboro
GAME No. 14

Date 3/12/64

Attnd. 7,400

Officials Gill Gideon

And Ralph Stout

| CLARKSVILLE (55) | FGA-FGM | FTA-FTM | REB | FOULS | POINTS |
|---|---|---|---|---|---|
| Chas. Patterson, f | 13-4 | 5-4 | 8 | 0 | 12 |
| Fred Goetz, f | 1-0 | 0-0 | 1 | 3 | 0 |
| Doug Jolly, c | 7-4 | 3-2 | 6 | 2 | 10 |
| Jack Darke, g | 14-8 | 4-2 | 9 | 1 | 18 |
| Marty Darnell | 11-7 | 1-1 | 4 | 2 | 15 |
| Eddie Goodall | 0-0 | 0-0 | 0 | 1 | 0 |
| Team | | | 2 | | |
| TOTALS | 46-23 | 13-9 | 30 | 9 | 55 |

FG % 50.0

FT % 69.2

| MURFREESBORO (43) | FGA-FGM | FTA-FTM | REB | FOULS | POINTS |
|---|---|---|---|---|---|
| Charlie Jordan, f | 11-5 | 4-1 | 12 | 5 | 11 |
| Gary Johnson, f | 7-3 | 2-2 | 3 | 1 | 8 |
| Bill Weldon, c | 9-4 | 3-2 | 8 | 1 | 10 |
| Andy Adams, g | 17-5 | 0-0 | 2 | 2 | 10 |
| Donny Wood, g | 10-2 | 1-0 | 5 | 1 | 4 |
| Jerry Helton | 0-0 | 0-0 | 0 | 1 | 0 |
| Gary Ralston | 0-0 | 1-0 | 2 | 0 | 0 |
| Team | | | 6 | | |
| TOTALS | 54-19 | 11-5 | 38 | 11 | 43 |

FG % 35.2

FT % 45.5

Floor Mistakes: Clarksville 8, Murfreesboro 9.

| | 1st Half | 2nd Half | | Total |
|---|---|---|---|---|
| Clarksville | 9 | 14 | 18 | 14 - 55 |
| Murfreesboro | 13 | 12 | 6 | 12 - 43 |

Clarksville ~~VANDERBILT~~ — Game #14

Murfreesboro — State Tournament — 9:00 PM

| TIME | SHOT FROM | TYPE SHOT | PLAYER | SCORE | PLAYER | TYPE SHOT | SHOT FROM | TIME |
|---|---|---|---|---|---|---|---|---|
| Patterson & Beatty | | | | | Jordan & Johnson | | | |
| Jolly | | | | | Weldon | | | |
| Darnell & Darke | | | | | Adam & Wood | | | |
| | | | | | 2 JORDAN | Tip-in | | 7:41 |
| 6:48 | | L | Darke | 2 | | | | |
| | | | | | 0 Weldon | F.T. | Jolly | 6:30 |
| | | | | | 0 Jordan | F.T | Darnell | 5:29 |
| | | | | | 3 " | | | |
| | | | | | 5 Wood | P | 20C | 5:00 |
| | | | | | 7 Wood | P | 20LS | 3:39 |
| 2:56 | 12RC | J | DARNELL | 4 | | | | |
| | | | | | 9 JORDAN | J | 18RS | 2:38 |
| 2:15 | Lay-up | | Darke | 6 | | | | |
| | | | | | Murf. Time | | | 2:04 |
| | | | | | 11 Weldon | REBOUND | | 1:45 |
| 1:10 | JOHNSON | F.T. | Darke. | 7 | | | | |
| | | | | | 13 ADAMS | P | 20RS | 0:37 |
| 0:05 | 15LC | J | Darke | 9 | | | | |
| | | | End of | | 1st Quarter | | | |
| | Clarksville | | | | Murf | | | |
| | | | 9 | | 13 | | | |

Clarksville ~~VANDERBILT~~ | Murfreesboro | (2)

| TIME | SHOT FROM | TYPE SHOT | PLAYER | 9 SCORE | 13 | PLAYER | TYPE SHOT | SHOT FROM | TIME |
|---|---|---|---|---|---|---|---|---|---|
| | | | -2ND | | Quarter- | | | | |
| 7:50 | 18C | J | Jolly | 11 | | | | | |
| | | | | | 15 | Jordan | J | 15C | 7:09 |
| 6:53 | Drive Lay-up | | Patterson | 13 | | | | | |
| | | | | | 17 | Jordan | Tip | IN | 6:34 |
| 6:15 | 18LS | J | Jolly | 15 | | | | | |
| 5:33 | Goodall | for | Goetz | | | Time-out Murf. | | | 5:33 |
| | | | | | 19 | JOHNSON | P | 15LC | 5:25 |
| 4:25 | 10LS | J | Jolly | 17 | | | | | |
| 3:38 | JORDAN | F.T | Patterson | 0 | | | | | |
| | | | | | 21 | JOHNSON | P | 17LS | 3:23 |
| 3:11 | Follow-up REBOUND | | Darnell | 19 | | | | | |
| 2:22 | Goetz for Patterson → | | | | 22 | Weldon | F.T | Goodall | 2:22 |
| 2:02 | 12LS | J | Darke | 21 | | | | | |
| 1:01 | Patterson | for | GOODALL | | 23 | JOHNSON | F.T. | Darke | 1:01 |
| 0:46 | JORDAN | F.T | PATTERSON | 22 | | | | | |
| | | | " | 23 | | | | | |
| | | | | | 25 | Weldon | Tip | IN | 0:09 |
| | | | HALF | | Time | | | | |
| | | | CLARKSVILLE | | | Murfreesboro | | | |
| | | | 23 | | | 25 | | | |

Clarksville ~~VANDERBILT~~ | Murfreesboro | 3

| TIME | SHOT FROM | TYPE SHOT | PLAYER | SCORE 23 | SCORE 25 | PLAYER | TYPE SHOT | SHOT FROM | TIME |
|---|---|---|---|---|---|---|---|---|---|
| | - Same Starters - 2ND | | | | HALF - Same Starters - | | | | |
| | | | | | | Off. Foul Wood | | | 7:50 |
| 6:44 | Drive | | Jolly | 25 | | | | | |
| | | | | | 0 | WOOD | F.T | Darnell | 6:32 |
| | | | | | 26 | JOHNSON | F.T | Goet½ | 6:05 |
| 5:46 | 10C | J | Darke | 27 | | | | | |
| | | | | | 28 | JOHNSON | J | 3RS | 5:31 |
| 5:03 | Weldon | F.T. | Jolly | 28 | | | | | |
| 4:06 | Drive | | Patterson | 30 | | | | | |
| 3:24 | ADAMS | F.T. | Darke | 0 | ← | Murf. Time-out | | | 3:24 |
| 2:49 | 15C | J | Darnell | 32 | | | | | |
| 2:16 | 12LS | J | Darnell | 34 | | | | | |
| | | | | | 30 | Weldon | Lay-up | | 1:58 |
| 1:35 | Lay-up | | Darke | 36 | | | | | |
| 1:00 | Lay-up | F.B | Darnell | 38 | | | | | |
| 0:35 | JORDAN | F.T. | Jolly | 39 | | | | | |
| | | | | | 31 | Weldon | F.T | Goet½ | 0:35 |
| 0:29 | 12RS | J | Darnell | 41 | | | | | |
| | | | End of First Quarter | | | | | | |
| | | | Clarksville | | | Murf | | | |
| | | | 41 | | | 31 | | | |

Clarksville ~~VANDERBILT~~ | Murfreesboro | (4)

| TIME | SHOT FROM | TYPE SHOT | PLAYER | SCORE 41 - 31 | | PLAYER | TYPE SHOT | SHOT FROM | TIME |
|---|---|---|---|---|---|---|---|---|---|
| | | | 4TH Quarter | | | | | | |
| 7:37 | JORDAN | F.T. | Patterson (1+1) | 42 | | Murf. Time-out | | | 7:37 |
| | | | " | 43 | | | | | |
| 7:12 | ADAMS | F.T. | Darke (1+1) | 44 | | | | | |
| | | | " | 0 | | | | | |
| | | | | | 0 | Jordan | F.T. | Goal | 6:55 |
| | | | | | 0 | " | | | |
| 6:27 | Darke on Drive | | | 46 | | | | | |
| | | | | | 33 | JORDAN | Lay-up | | 5:55 |
| | | | | | 35 | ADAMS | Steal | | 5:43 |
| | | | | | 37 | ADAMS | J | 15C | 5:18 |
| | | | | | 39 | Weldon | F.B. | Steal | 4:21 |
| 4:19 | Clarksville Time | | | | | | | | |
| 4:00 | Lay-up | | Patterson | 48 | | | | | |
| | | | | | 41 | ADAMS | F.B | Lay-up | 2:47 |
| 2:28 | Lay-up | | Darke | 50 | | | | | |
| 2:09 | F.B. | Lay-up | Patterson | 52 | | | | | |
| | | | | | | Murfreesboro | Time-out | | 2:06 |
| 1:31 | from Patterson | F.B | Darnell | 54 | | | | | |
| 1:30 | JORDAN | F.T | Darnell | 55 | | Helton for Jordan (5) | | | 1:30 |
| | | | | | | Ralston for Weldon | | | 1:30 |
| | | | | | 43 | ADAM | P | 20RS | 1:17 |
| | | | | | 0 | Ralston (1+1) | F.T. | Jolly | 0:58 |
| 0:38 | HELTON | F.T | Jolly 1+1 | 0 | | | | | |
| | | | Final Score | | | | | | |
| | | Clarksville | | | | Murfreesboro | | | |
| | | | 55 | | | 43 | | | |

FINAL STATISTICS

Treadwell vs. Clarksville
GAME NO. 16

Date 3/13/64

Attnd. 7,400 (Cap)

Officials Joe Caldwell

And Russ Waddell

| TREADWELL (53) | FGA-FGM | FTA-FTM | REB | FOULS | POINTS |
|---|---|---|---|---|---|
| Darrell Garrett, f | 7-2 | 0-0 | 6 | 1 | 4 |
| Clyde Richards, f | 11-5 | 5-4 | 4 | 3 | 14 |
| Jimmy Hawkins, c | 15-7 | 6-4 | 13 | 3 | 18 |
| Jimmy Riggan, g | 8-5 | 1-0 | 5 | 1 | 10 |
| Glen Smith, g | 7-2 | 1-1 | 2 | 5 | 5 |
| Richard Ennis | 0-0 | 0-0 | 1 | 1 | 0 |
| Mike Hansen | 5-1 | 0-0 | 3 | 2 | 2 |
| Team | | | 2 | | |
| TOTALS | 53-22 | 13-9 | 36 | 16 | 53 |

FG % 41.5

FT % 69.2

| CLARKSVILLE (59) | FGA-FGM | FTA-FTM | REB | FOULS | POINTS |
|---|---|---|---|---|---|
| Chas Patterson, f | 8-3 | 7-4 | 5 | 3 | 10 |
| Fred Goetz, f | 5-1 | 3-3 | 4 | 2 | 5 |
| Doug Jolly, c | 4-2 | 2-0 | 5 | 3 | 4 |
| Jack Darke, g | 11-5 | 2-1 | 3 | 1 | 11 |
| Marty Darnell, g | 19-11 | 7-7 | 7 | 0 | 29 |
| Team | | | 7 | | |
| TOTALS | 47-22 | 21-15 | 32 | 9 | 59 |

FG % 46.8

FT % 71.4

Floor Mistakes: Treadwell 15, Clarksville 8.

| | 1st Half | | 2nd Half | | Total |
|---|---|---|---|---|---|
| Treadwell | 15 | 9 | 10 | 19 | 53 |
| Clarksville | 17 | 19 | 11 | 12 | 59 |

Game # 16 Clarksville ~~VANDERBILT~~ TREADWELL ①

| TIME | SHOT FROM | TYPE SHOT | PLAYER | SCORE | | PLAYER | TYPE SHOT | SHOT FROM | TIME |
|---|---|---|---|---|---|---|---|---|---|
| | Patterson & Goetz | | | | | Richards & Garrett | | | |
| | Jolly | | | | | Hawkins | | | |
| | Darnell & Darke | | | | | Riggan & Smith | | | |
| 7:16 | 18RS | J | Darnell | 2 | | | | | |
| 6:44 | 18RS | J | Darnell | 4 | | | | | |
| | | | | | 2 | Hawkins | J | 10C | 6:34 |
| 5:51 | 5LS | J | Patterson | 6 | | | | | |
| | | | | | | Off. Foul Smith | | | 5:38 |
| 5:20 | 18LS | J | Darnell | 8 | | | | | |
| | | | | | | Off. Foul Garrett | | | 5:10 |
| | | | | | 3 | Hawkins | F.T | Patterson | 5:00 |
| 4:29 | Steal | | Darnell | 10 | | | | | |
| | | | | | 5 | Garrett | J | 10RS | 4:13 |
| | | | | | | Off. Foul | Richards | | 3:41 |
| | | | | | 7 | Richards | J | 12C | 3:11 |
| 2:57 | 20RS | J | Darnell | 12 | | | | | |
| | | | | | 9 | Riggan | J | 5RS | 2:43 |
| | | | | | 0 | Riggan | F.T. | Jolly | 2:43 |
| 2:25 | 20RS | J | Darnell | 14 | | | | | |
| | | | | | 11 | Hawkins | J | 10C | 1:55 |
| 1:40 | 22RC | P | Goetz | 16 | | | | | |
| 1:25 | Richards | F.T. | Goetz | 17 | | | | | |
| | | | | | 13 | Richards | Driver | | 1:10 |
| | | | | | 15 | Riggan | F.B | Lay up | 0:48 |

First Quarter

| Clarksville | TREADWELL |
|---|---|
| 17 | 15 |

Clarksville ~~VANDERBILT~~ — Treadwell — (2)

| TIME | SHOT FROM | TYPE SHOT | PLAYER | SCORE 17 – 15 | | PLAYER | TYPE SHOT | SHOT FROM | TIME |
|---|---|---|---|---|---|---|---|---|---|
| | | | - 2ND Quarter - | | | | | | |
| 7:27 | 20LC | J | Darke | 19 | | | | | |
| 6:57 | Riggan | F.T. | Patterson | 0 | | | | | |
| | | | " | 20 | | | | | |
| 6:49 | Steal | | Patterson | 22 | | | | | |
| | | | | | 17 | Riggan | J | 12C | 6:25 |
| 5:58 | 18RC | J | Darke | 24 | | | | | |
| | | | | | 18 | Richards | F.T. | Darke | 5:43 |
| | | | | | 19 | " | | | |
| 5:31 | 15LS | J | Darnell | 26 | | | | | |
| | | | | | 21 | Riggan | J | 12RS | 5:04 |
| 4:07 | 18C | J | Darnell | 28 | | | | | |
| | | | | | | Ennis For Garrett | | | 3:49 |
| 3:24 | 12RS | J | Jolly | 30 | | | | | |
| 2:37 | 10RS | J | Darnell | 32 | | | | | |
| 2:13 | Smith | F.T. | Patterson (41) | 33 | | Time-out Treadwell | | | 2:13 |
| | | | " | 34 | | | | | |
| | | | | | 22 | Hawkins | F.T. | Coete | 1:45 |
| | | | | | 24 | Riggan | J | 15RC | 1:18 |
| 1:06 | Time out Clarksville | | | | | | | | |
| 0:10 | 10RS | J | Darnell | 36 | | | | | |
| | | | First Half | | | | | | |
| | | | Clarksville | | | Treadwell | | | |
| | | | 36 | | | 24 | | | |

Clarksville ~~VANDERBILT~~ — TREADWELL — (3)

| TIME | SHOT FROM | TYPE SHOT | PLAYER | SCORE 36 – 24 | | PLAYER | TYPE SHOT | SHOT FROM | TIME |
|---|---|---|---|---|---|---|---|---|---|
| | Same Starters | | | 2ND HALF | | Starters | Same | except Ennis in | |
| | | | | | 26 | Hawkins | J | 10RS | 7:54 |
| 7:38 | 8C | J | Patterson | 38 | | | | | |
| 7:01 | Layup | | Darke | 40 | | | | | |
| | | | | | 27 | Richards | F.T. | Patterson | 6:30 |
| 4:52 | Smith | F.T. | Darnell | 41 | | | | | |
| | | | | | 29 | Hawkins | J | 18LC | 3:45 |
| 3:22 | Lay-up | | Darke | 43 | | | | | |
| 3:22 | Ennis | FT | Darke | 44 | | | | | |
| | | | | | 31 | Smith | Steal | | 3:06 |
| 2:43 | Hawkins | F.T | Patterson | 7 | | Garrett + Hansen for Ennis + Smith | | | 2:43 |
| | | | | 0 | | | | | |
| | | | | 0 | | | | | |
| 1:50 | 15RS | J | Darnell | 45 | | | | | |
| | | | | | | Smith for | Riggan | | 1:40 |
| | | | | | 33 | Hawkins | J | 10 LS | 1:27 |
| | | | | | 34 | Smith | F.T | Jolly | 0:54 |
| 0:23 | Richards | F.T. | Patterson | 46 | | | | | |
| | | | | | 0 | Hawkins | F.T. | Jolly | 0:10 |
| | | | | | 0 | " | | | |
| | | | End of | | | 1st Quarter | | | |
| | | | | 0 | 3RD | | | | |
| | | | Clarksville | | | Treadwell | | | |
| | | | 46 | | | 24 | | | |

Clarksville VANDERBILT — TREADWELL ④

| TIME | SHOT FROM | TYPE SHOT | PLAYER | SCORE 47 | SCORE 39 | PLAYER | TYPE SHOT | SHOT FROM | TIME |
|---|---|---|---|---|---|---|---|---|---|
| | | | -4 TR | | | Darke - | | | |
| | | | | | 36 | Hawkins | J | 20LC | 7:37 |
| 6:44 | Drive | | Jolly | 49 | | | | | |
| | | | | | 38 | HANSEN | REBOUND | | 5:59 |
| 5:56 | Time out Clarksville | | | | | | | | |
| 5:45 | Lay-up | | Darke | 51 | | | | | |
| | | | | | 38 | Richards | Steal | | 5:13 |
| | | | | | 42 | Richards | Steal | | 4:43 |
| 4:06 | Hansen | F.T. | Darke 1+1 | 0 | | | | | |
| | | | | | 44 | Garrett | P | 12RS | 3:56 |
| 3:51 | Time out Clarksville | | | | | | | | |
| | | | | | 46 | Smith | Steal | | 3:47 |
| 3:42 | Hansen | F.T. | Darnell 1+1 | 52 | | | | | |
| | | | " | 53 | | | | | |
| 3:28 | Hawkins | F.T. | Goetz 1+1 | 54 | | | | | |
| | | | " | 55 | | | | | |
| | | | | | 47 | Hawkins | F.T | Goetz | 3:11 |
| | | | | | 48 | " | | | |
| 2:32 | Smith | F.T. | Darnell 1+1 | 56 | | Riggan for | Hansen | | 2:32 |
| | | | | 57 | | | | | |
| 1:53 | Time-out Clarksville | | | | | | | | |
| 1:33 | Smith | Steal F.T. | Darnell 1+1 | 58 | | Hansen for Smith ⑤ | | | 1:33 |
| | | | " | 59 | | | | | |
| | | | | | 50 | Riggan | P | 20LS | 0:38 |
| | | | | | 51 | 1+1 Richards | F.T. | Patterson | 0:28 |
| | | | | | 0 | " | | | |
| 0:11 | Hawkins | F.T. | Jolly 1+1 | 0 | | | | | |
| | | | | 0 | 53 | Richards | Drive | | 0:0 |

Clarksville 59 — Treadwell 53

FINAL STATISTICS

Donelson vs. Clarksville
(CHAMPIONSHIP)

Date 3/14/64

Attnd. 7,400 (Cap)

Officials Burrell Crowell

And Joe Caldwell

| DONELSON (68) | FGA-FGM | FTA-FTM | REB | FOULS | POINTS |
|---|---|---|---|---|---|
| Jimbo Bevans, f | 10-5 | 8-5 | 8 | 3 | 15 |
| Pat Graves, f | 7-4 | 5-4 | 13 | 2 | 12 |
| Clay Cook, c | 12-3 | 7-7 | 7 | 1 | 13 |
| Emmett Lawler, g | 14-5 | 1-0 | 4 | 2 | 10 |
| W.A. Wright, g | 12-7 | 3-1 | 2 | 2 | 15 |
| Charlie Smith | 1-1 | 1-1 | 1 | 1 | 3 |
| David Fisher | 0-0 | 0-0 | 0 | 0 | 0 |
| Jamie Jamison | 0-0 | 0-0 | 0 | 0 | 0 |
| Travis Greer | 0-0 | 0-0 | 0 | 0 | 0 |
| John LYON | 0-0 | 0-0 | 1 | 0 | 0 |
| Team | | | 4 | | |
| TOTALS | 56-25 | 25-18 | 40 | 11 | 68 |

FG % 44.6

FT % 72.0

| CLARKSVILLE (49) | FGA-FGM | FTA-FTM | REB | FOULS | POINTS |
|---|---|---|---|---|---|
| Chas. Patterson, f | 9-2 | 3-2 | 2 | 5 | 6 |
| Fred Goetz, f | 10-3 | 2-2 | 9 | 1 | 8 |
| Doug Tolly, c | 5-2 | 2-2 | 1 | 4 | 6 |
| Jack Darke, g | 14-7 | 0-0 | 5 | 4 | 14 |
| Marty Darnell, g | 12-5 | 2-2 | 5 | 2 | 12 |
| Eddie Grandall | 2-0 | 4-1 | 2 | 0 | 1 |
| Wayne Sinks | 3-1 | 0-0 | 1 | 1 | 2 |
| Mike Keith | 0-0 | 0-0 | 0 | 1 | 0 |
| Billy Herndon | 0-0 | 0-0 | 0 | 1 | 0 |
| Tommy CROTZER | 0-0 | 0-0 | 0 | 0 | 0 |
| Team | | | 3 | | |
| TOTALS | 55-20 | 13-9 | 28 | 19 | 49 |

FG % 36.4

FT % 69.2

Floor Mistakes: Donelson 7, Clarksville 9.

| | | | | | |
|---|---|---|---|---|---|
| Donelson | 11 | 22 | 11 | 24 | 68 |
| Clarksville | 7 | 8 | 12 | 22 | 49 |

Game 18 Donelson VANDERBILT Game Clarksville

| TIME | SHOT FROM | TYPE SHOT | PLAYER | SCORE | | PLAYER | TYPE SHOT | SHOT FROM | TIME |
|---|---|---|---|---|---|---|---|---|---|
| Bevans & Graves | | | | | | Patterson & Goetz | | | |
| | Cook | | | | | Jolly | | | |
| Wright & Lawler | | | | | | Darnell & Darke | | | |
| 7:14 | Darke | F.T. | Cook | 1 | | | | | |
| 6:10 | 8C | J | Bevans | 3 | | | | | |
| | | | | | 2 | Darke. | J | 20RS | 5:52 |
| 4:49 | REBOUND | | Graves | 5 | | | | | |
| | | | | | 4 | Goetz | J | 20RC. | 4:30 |
| 3:35 | Smith for Cook | | | | | | | | |
| | | | | | 6 | Darnell | J | 15LS | 2:34 |
| 2:07 | Jolly | F.T | Smith | 6 | | | | | |
| | | | | | 7 | Patterson | F.T. | Bevans | 1:58 |
| 1:47 | 5C. | J | Bevans | 8 | | | | | |
| 0:56 | Jolly | F.T | Bevans | 9 | | | | | |
| 0:03 | 8C. | J | Bevans | 11 | | | | | |
| | | | | | | | | | |
| | | | END | of | 1st | Quarter | | | |
| | | Donelson | | | | Clarksville | | | |
| | | 11 | | | | 7 | | | |

Donelson — Clarksville

| TIME | SHOT FROM | TYPE SHOT | PLAYER | SCORE | | PLAYER | TYPE SHOT | SHOT FROM | TIME |
|---|---|---|---|---|---|---|---|---|---|
| 8:00 | Cook for | | Smith-2 | 10- | 0 | Carter - | | | |
| 7:53 | Lay-up | | Lawler | 13 | | | | | |
| 7:21 | 18C | J | Graves | 15 | | | | | |
| | | | | | 9 | Darnell | Rebound | | 6:27 |
| 6:12 | 15LS | J | WRIGHT | 17 | | | | | |
| 5:25 | Patterson | F.T | Beuans | 18 | | | | | |
| 5:15 | Darnell | F.T. | Cook (1+1) | 19 | | | | | |
| | | | " | 20 | | | | | |
| 4:45 | Donelson Time | | | | 10 | Patterson | F.T. | Cook | 4:45 |
| | | | | | 0 | " | | | |
| | | | | | 11 | Goetz | F.T | Beuans | 4:44 |
| 4:20 | 15LC | J | Lawler | 22 | | | | | |
| 4:04 | Steal | L | WRIGHT | 24 | | | | | |
| | | | | | | OFF Foul - Tolle | | | 3:28 |
| | | | | | | Goodall & Sinks | Cov- | | 3:28 |
| | | | | | | Darke + Jolly | | | |
| | | | | | 13 | Sink | J | 18LS | 3:09 |
| 2:33 | 18LS | J | WRIGHT | 26 | | | | | |
| | | | | | 0 | Goodall | F.T | Graves | 2:19 |
| | | | | | 0 | " | | | |
| 2:09 | Sink | F.T. | Beuans (1+1) | 27 | | | | | |
| | | | " | 0 | | | | | |
| 2:06 | Rebound | | Graves | 29 | | | | | |
| | | | | | 15 | Darnell | J | 18C | 1:5 |
| 0:46 | Lay-up | | Cook | 31 | | | | | |
| 0:05 | 15LS | J | WRIGHT | 33 | | | | | |
| | | | | | | First Half | | | |
| | | | | | | Clarksville | | 15 | |
| | Donelson 33 | | | | | | | | |

Donelson ~~VANDERBILT~~ | Clarksville

| TIME | SHOT FROM | TYPE SHOT | PLAYER | SCORE 33 | SCORE 15 | PLAYER | TYPE SHOT | SHOT FROM | TIME |
|---|---|---|---|---|---|---|---|---|---|
| | | | 2ND - | | HALF - Jolly & Darke | | | in | |
| 7:35 | Darke | F.T. | Graves | 34 | | | | | |
| 7:03 | Darke | F.T. | Bevans 7 | 0 | | | | | |
| | | | " 7 | 35 | | | | | |
| | | | | | 16 | Jolly | F.T. | Lawler | 5:48 |
| | | | | | 18 | Patterson | J | 15RS | 5:05 |
| 4:57 | Off. Foul WRIGHT | | | | | | | | |
| | | | | | 19 | Goetz | F.T. | Bevan | 4:25 |
| 4:09 | 15LS | J | Lawler | 37 | | | | | |
| | | | | | 21 | Darnell | J | 15C | 3:57 |
| 3:29 | 10RS | J | WRIGHT | 39 | | | | | |
| 3:10 | 1.5RC | J | WRIGHT | 41 | | | | | |
| | | | | | 23 | Darke | REBOUND | | 2:55 |
| 2:44 | Fast Break | L | Bevan | 43 | | | | | |
| | | | | | 25 | Darnell | J | 20C | 2:31 |
| 2:30 | Donelson Time | | | | | | | | |
| 2:28 | Patterson | F.T. | Bevans | 44 | | | | | |
| | | | | | 27 | Darke | J | 15RS | 2:14 |
| | | | END of 3RD Quarter | | | | | | |
| | | Donelson | | | | Clarksville | | | |
| | | | 44 | | | 27 | | | |

| | | | | | | | | | |
|---|---|---|---|---|---|---|---|---|---|
| | | | | 4th | | Quarter - | | | |
| | | | | | 29 | Darke | Rebound | | 7:20 |
| 6:47 | Patterson | F.T. | Lawler | 0 | | | | | |
| 6:35 | Lay-up | | Graves | 46 | | | | | |
| | | | | | 31 | Darke | J | 5RS | 6:08 |
| 5:32 | 10C | J | Bevans | 48 | | | | | |
| 5:07 | Jolly | F.T. | Cook | 49 | | | | | |
| | | | " | 50 | | | | | |
| | | | | | 33 | Jolly | J | 10RS | 4:55 |
| | | | | | 34 | Jolly | F.T. | Graves | 4:28 |
| 4:24 | Darnell | F.T. | Bevans (1+1) | 0 | | | | | |
| 4:24 | Time | out | Donelson | | | | | | |
| | | | | | 36 | DARKE | J | 15RS | 4:14 |
| 4:03 | Driver | | Wright | 52 | | | | | |
| | | | | | 37 | (1+1) Darnell | F.T | Wright | 4:03 |
| | | | | | 38 | " | | | |
| 3:57 | Fast Break | L | Cook | 54 | | | | | |
| | | | | | 40 | Patterson | H | 6C | 3:40 |
| | | | | | 42 | Darke | J | 20C | 3:19 |
| 3:05 | 10C | J | Lawler | 56 | | | | | |
| 3:05 | Darke | F.T. | Graves (1+1) | 57 | | | | | |
| | | | | 0 | | | | | |
| 2:55 | | Off. Foul | Lawler | | | Keith for Darke | | | |
| | | | | | 44 | Goetz | J | 20RS | 2:50 |
| 2:48 | Goetz | F.T. | Wright (1+1) | 58 | | | | | |
| | | | " | | | | | | |
| 2:29 | Keith | F.T. | WRIGHT (1+1) | 0 | | ~~Date~~ Darke for Keith | | | 2:29 |
| 2:12 | from Graves | L | Cook | 60 | | | | | |

Donelson ~~VANDERBILT~~ | Clarksville | (5)

| TIME | SHOT FROM | TYPE SHOT | PLAYER | SCORE 65 | SCORE 44 | PLAYER | TYPE SHOT | SHOT FROM | TIME |
|---|---|---|---|---|---|---|---|---|---|
| | | | | | 46 | Goetz | J | 20RC | 1:58 |
| 1:36 | Patterson | F.T. | Cook 1+1 | 61 | | | | | |
| 1:36 | Fisher for Bevans | | | | | | | | |
| | | | " | 62 | | | | | |
| 1:11 | 10LS | J | Lawler | 64 | | | | | |
| | | | | | 48 | Jolly | 18C | J | 1:00 |
| 0:52 | Donelson | 2ND Team | | IN | | Clarksville 2nd Team | | | 0:52 |
| 0:52 | Patterson | FT | Graves | 65 | | | | | |
| | | | " | 66 | | | | | |
| | | | | | 49 | Goodall | F.T | Smith | 0:44 |
| | | | | | 0 | h " | | | |
| 0:38 | Horwood | F.T. | Fisher 1+1 | 0 | | | | | |
| 0:12 | 18LC | J | Smith | 68 | | | | | 0 |

Final Score

Donelson 68

Clarksville 49

# 1963 State Boys' Basketball Tournament

**March 11 - March 16, 1963**

## First Round

- Adamsville (25-9) 59 — Clarksville (27-1) 57 — 2 OT — **Game 1** Mon. Mar. 11 7:30 PM
- Kittrell (39-4) — Bye — **Game 2** Mon. Mar. 11
- Oak Ridge (23-4) — Bye — **Game 3** Mon. Mar. 11
- Franklin (27-6) — Bye — **Game 4** Mon. Mar. 11
- Memphis Overton (34-4) — Bye — **Game 5** Mon. Mar. 11
- McMinn Co. (25-12) — Bye — **Game 6** Mon. Mar. 11
- ETSC Training (33-7) — Bye — **Game 7** Mon. Mar. 11
- Dresden (20-9) — Bye — **Game 8** Mon. Mar. 11
- Dobyns Bennett (21-9) 60 — Savannah (28-7) 38 — **Game 9** Mon. Mar. 11 9 PM
- Kingston (34-3) — Bye — **Game 10** Mon. Mar. 11
- Obion Co. (24-8) — Bye — **Game 11** Mon. Mar. 11
- Everett (14-15) — Bye — **Game 12** Mon. Mar. 11
- Murfreesboro (30-1) — Bye — **Game 13** Mon. Mar. 11
- Selmer (32-4) — Bye — **Game 14** Mon. Mar. 11
- BGA (25-4) — Bye — **Game 15** Mon. Mar. 11
- Donelson (23-5) — Bye — **Game 16** Mon. Mar. 11

## Second Round

- **Game 17** Tue. Mar. 12 9 PM: Adamsville 50, Kittrell 62
- **Game 18** Tue. Mar. 12 7:30 PM: Oak Ridge 48, Franklin 46 — OT
- **Game 19** Tue. Mar. 12 4 PM: Memphis Overton 42, McMinn Co. 41
- **Game 20** Tue. Mar. 12 2:30 PM: ETSC Training 43, Dresden 35
- **Game 21** Wed. Mar. 13 2:30 PM: Dobyns Bennett 33, Kingston 32 — 5 OT
- **Game 22** Wed. Mar. 13 4 PM: Obion Co. 29, Everett 28
- **Game 23** Wed. Mar. 13 7:30 PM: Murfreesboro 56, Selmer 33
- **Game 24** Wed. Mar. 13 9 PM: BGA 69, Donelson 67

## Quarterfinals

- **Game 25** Thu. Mar. 14 4 PM: Kittrell 45, Oak Ridge 53
- **Game 26** Thu. Mar. 14 2:30 PM: Memphis Overton 54, ETSC Training 42
- **Game 27** Thu. Mar. 14 7:30 PM: Dobyns Bennett 56, Obion Co. 28
- **Game 28** Thu. Mar. 14 9 PM: Murfreesboro 55, BGA 41

## Semifinals

- **Game 29** Fri. Mar. 15 7 PM: Oak Ridge 44, Memphis Overton 35
- **Game 30** Fri. Mar. 15 8:30 PM: Dobyns Bennett 36, Murfreesboro 38 — OT

## Championship

- **Game 32** Sat. Mar. 16 8:30 PM: Oak Ridge 38, Murfreesboro 36 — OT

**Oak Ridge**
STATE CHAMPION

### Consolation Contests

Mar. 16 7:00 PM Game 31 Third Place **Dobyns Bennett 56**, Memphis Overton 44 **Stats**

#1 RED

31 39 57 57

| TEAM | ADAMSVILLE | PLACE OF GAME | NASHVILLE |
|---|---|---|---|
| COACH | CHISHOLM | REFEREE | HUTTON |
| | | UMPIRE | HOLDER |

| POINTS SCORED EACH PERIOD | | | | | | | | |
|---|---|---|---|---|---|---|---|---|
| FIRST HALF | | SECOND HALF | | OVERTIME | OVERTIME | OVERTIME | HALF SCORE | FINAL SCORE |
| 14 | 17 | 8 | 18 | 0 | 2 | | 31 | 59 |

DATE 3-11-63 ATTENDANCE

OFFICIAL SCORER'S RESPONSIBILITY

| POS. | NO. | FOULS | PLAYER | FIRST HALF FIELD GOALS | FIRST HALF FREE THROWS | SECOND HALF FIELD GOALS | SECOND HALF FREE THROWS | OVERTIMES FG | OVERTIMES FT | FIELD GOAL ATTEMPTS | REBOUNDS | ASSISTS | SUMMARY TIME PLAYED | FGA | FG | FTA | FT | SM | RB | A | PF | TP |
|---|---|---|---|---|---|---|---|---|---|---|---|---|---|---|---|---|---|---|---|---|---|---|
| F | 53 | P1 P2 P3 P4 P5 | BROWDER | 2 | 0 | 2 | | 2 | | | | | | 10 | 3 | 1 | 0 | | 5 | | 1 | 6 |
| F | 23 | P1 P2 P3 P4 P5 | HARVILLE | 2 2 | ⊗ | 2 | 2 2 2 ⊗ | | | | | | | 15 | 6 | 2 | 2 | | 12 | | 0 | 14 |
| C | 51 | P1 P2 P3 P4 P5 | VAUGHN | 2 | 2 2 2 ⊗⊗ ⊗⊗ | | 0 | | | | | | | 6 | 4 | 7 | 6 | | 6 | | 5 | 14 |
| G | 33 | P1 P2 P3 P4 P5 | GILCHRIST | 2 | 2 | 2 | 2 2 2 ⊗ ⊗⊗ | | | | | | | 10 | 6 | 4 | 3 | | 1 | | 3 | 15 |
| G | 15 | P1 P2 P3 P4 P5 | HARDIN | 2 | 2 2 | 2 | 2 | | | | | | | 14 | 5 | 0 | 0 | | 4 | | 2 | 10 |
| | | P1 P2 P3 P4 P5 | | | | | | | | | | | | | | | | | | | | |
| ✓ | 35 | P1 P2 P3 P4 P5 | LIPFORD | | | | 0 | | | | | | | 0 | 0 | 1 | 0 | | 0 | | 0 | 0 |
| | 41 | P1 P2 P3 P4 P5 | ELLIOTT | | | | | | | | | | | | | | | | | | | |
| | 31 | P1 P2 P3 P4 P5 | BLAIR | | | | | | | | | | | | | | | | | | | |
| | 25 | P1 P2 P3 P4 P5 | McCORMICK | | | | | | | | | | | | | | | | | | | |
| | 43 | P1 P2 P3 P4 P5 | DRACE | | | | | | | | | | | | | | | | | | | |
| | | P1 P2 P3 P4 P5 | | | | | | | | | | | | | | | | | | | | |
| | | P1 P2 P3 P4 P5 | | | | | | | | | | | | | | | | | 6 | | | |
| | | | TOTALS | 5 7 | 4 3 | 3 8 | 2 2 | | | | | | | 55 | 24 | 15 | 11 | | 33 | | 11 | 59 |

TEAM FOULS FIRST HALF ~~1~~ ~~2~~ ~~3~~ ~~4~~ 5 6 SECOND HALF ~~1~~ ~~2~~ ~~3~~ ~~4~~ 5 6

RUNNING SCORE

TIME OUTS ~~1~~ 2 3 4 5 6 7

| SCORE | 1 | 2 | 3 | 4 | 5 | 6 | 7 | 8 | 9 | 10 | 11 | 12 | 13 | 14 | 15 | 16 | 17 | 18 | 19 | 20 | 21 | 22 | 23 | 24 | 25 | 26 | 27 | 28 | 29 | 30 | 31 | 32 | 33 | 34 | 35 | 36 | 37 | 38 | 39 |
|---|---|---|---|---|---|---|---|---|---|---|---|---|---|---|---|---|---|---|---|---|---|---|---|---|---|---|---|---|---|---|---|---|---|---|---|---|---|---|---|
| PLAYER SCORING | | 33 | 51 | 51 | | 15 | | 23 | 51 | 51 | | 51 | | 23 | | 51 | | 33 | | 51 | | 51 | 23 | | 33 | | 15 | | 15 | 51 | 51 | | 15 | | 23 | | 33 | 33 | 23 |
| TIME OF SCORING | | | | | | | | | | | | | | | | | | | | | | | | | | | | | | | | | | | | | | | |
| OTHER DATA | | | | | | | | | | | | | | | | | | | | | | | | | | | | | | | | | | | | | | | |

| SCORE | 40 | 41 | 42 | 43 | 44 | 45 | 46 | 47 | 48 | 49 | 50 | 51 | 52 | 53 | 54 | 55 | 56 | 57 | 58 | 59 | 60 | 61 | 62 | 63 | 64 | 65 | 66 | 67 | 68 | 69 | 70 | 71 | 72 | 73 | 74 | 75 | 76 | 77 | 78 |
|---|---|---|---|---|---|---|---|---|---|---|---|---|---|---|---|---|---|---|---|---|---|---|---|---|---|---|---|---|---|---|---|---|---|---|---|---|---|---|---|
| PLAYER SCORING | | 15 | | 23 | | 33 | | 33 | | 23 | 33 | | 33 | | 23 | 33 | | 23 | | 23 | | | | | | | | | | | | | | | | | | | | |
| TIME OF SCORING | | | | | | | | | | | | | | | | | | | | | | | | | | | | | | | | | | | | | | | |
| OTHER DATA | | | | | | | | | | | | | | | | | | | | | | | | | | | | | | | | | | | | | | | |

| SCORE | 79 | 80 | 81 | 82 | 83 | 84 | 85 | 86 | 87 | 88 | 89 | 90 | 91 | 92 | 93 | 94 | 95 | 96 | 97 | 98 | 99 | 100 | 101 | 102 | 103 | 104 | 105 | 106 | 107 | 108 | 109 | 110 | 111 | 112 | 113 | 114 | 115 | 116 | 117 |
|---|---|---|---|---|---|---|---|---|---|---|---|---|---|---|---|---|---|---|---|---|---|---|---|---|---|---|---|---|---|---|---|---|---|---|---|---|---|---|---|
| PLAYER SCORING | | | | | | | | | | | | | | | | | | | | | | | | | | | | | | | | | | | | | | | |
| TIME OF SCORING | | | | | | | | | | | | | | | | | | | | | | | | | | | | | | | | | | | | | | | |
| OTHER DATA | | | | | | | | | | | | | | | | | | | | | | | | | | | | | | | | | | | | | | | |

WHITE 29 39 57 57

| TEAM | CLARKSVILLE | COACH | TAYLOR |
|---|---|---|---|
| TIMERS | ALLEN | SCORERS | CROCKETT |

| POINTS SCORED EACH PERIOD | | | | | | | | |
|---|---|---|---|---|---|---|---|---|
| FIRST HALF | | SECOND HALF | | OVERTIME | OVERTIME | OVERTIME | HALF SCORE | FINAL SCORE |
| 13 | 16 | 10 | 18 | 0 | 0 | | 29 | 57 |

OFFICIAL SCORER'S RESPONSIBILITY

| POS. | NO. | FOULS | PLAYER | FIRST HALF FIELD GOALS | FIRST HALF FIELD GOALS | FIRST HALF FREE THROWS | FIRST HALF FREE THROWS | SECOND HALF FIELD GOALS | SECOND HALF FIELD GOALS | SECOND HALF FREE THROWS | SECOND HALF FREE THROWS | OVERTIMES FG | OVERTIMES FT | FIELD GOAL ATTEMPTS | REBOUNDS | ASSISTS | SUMMARY TIME PLAYED | FGA | FG | FTA | FT | SM | RB | A | PF | TP |
|---|---|---|---|---|---|---|---|---|---|---|---|---|---|---|---|---|---|---|---|---|---|---|---|---|---|---|
| F | 40 | P4 P5 | POLAND | 2 | 2 2 2 | | | 2 | 2 2 | | | | | | | | | 22 | 7 | 2 | 2 | | 4 | | 3 | 16 |
| F | 44 | P4 P5 | WALLUS | 2 | 2 | | | | 2 2 | | | | | | | | | 6 | 4 | 2 | 2 | | 1 | | 3 | 10 |
| C | 54 | P4 P5 | HEAD | | 2 | | | | 2 2 2 2 | | | | | | | | | 12 | 5 | 10 | 9 | | 10 | | 2 | 19 |
| G | 20 | P4 P5 | D. SCHMITTOU | | | | | 2 | | | | | | | | | | 6 | 1 | 2 | 2 | | 3 | | 2 | 4 |
| G | 22 | P4 P5 | R. SCHMITTOU | 2 2 | | | | 2 2 | | | | | | | | | | 5 | 4 | 0 | 0 | | 4 | | 2 | 8 |
| | | P1 P2 P3 P4 P5 | | | | | | | | | | | | | | | | | | | | | | | | |
| | 10 | P1 P2 P3 P4 P5 | DARNELL | | | | | | | | | | | | | | | | | | | | | | | |
| | 42 | P1 P2 P3 P4 P5 | GOETZ | | | | | | | | | | | | | | | | | | | | | | | |
| | 12 | P1 P2 P3 P4 P5 | PACE | | | | | | | | | | | | | | | | | | | | | | | |
| | 34 | P1 P2 P3 P4 P5 | PATTERSON | | | | | | | | | | | | | | | | | | | | | | | |
| | 32 | P1 P2 P3 P4 P5 | POLLOCK | | | | | | | | | | | | | | | | | | | | | | | |
| | | P1 P2 P3 P4 P5 | | | | | | | | | | | | | | | | | | | | | | | | |
| | | P1 P2 P3 P4 P5 | | | | | | | | | | | | | | | | | | | | | | | | |
| | | | | | | | | | | | | | | | | | | | | | | | 3 | | | |
| | | | TOTALS | 4 | 5 | 5 | 6 | 4 | 8 | 2 | 2 | | | | | | | 57 | 21 | 16 | 15 | | 24 | | 12 | 57 |

TEAM FOULS FIRST HALF 1 2 3 4 5 6 SECOND HALF 1 2 3 4 5 6

RUNNING SCORE

TIME OUTS 1 2 3 4 5 6 7

| SCORE | 1 | 2 | 3 | 4 | 5 | 6 | 7 | 8 | 9 | 10 | 11 | 12 | 13 | 14 | 15 | 16 | 17 | 18 | 19 | 20 | 21 | 22 | 23 | 24 | 25 | 26 | 27 | 28 | 29 | 30 | 31 | 32 | 33 | 34 | 35 | 36 | 37 | 38 | 39 |
|---|---|---|---|---|---|---|---|---|---|---|---|---|---|---|---|---|---|---|---|---|---|---|---|---|---|---|---|---|---|---|---|---|---|---|---|---|---|---|---|
| PLAYER SCORING | | 22 | 54 | 54 | 54 | 54 | 54 | | 22 | | 44 | | 40 | | 40 | | 40 | | 44 | 44 | | 54 | 20 | 20 | 54 | | 40 | 40 | 40 | 44 | 54 | | 40 | | 20 | | 22 | | 22 |
| TIME OF SCORING | | | | | | | | | | | | | | | | | | | | | | | | | | | | | | | | | | | | | | | |
| OTHER DATA | | | | | | | | | | | | | | | | | | | | | | | | | | | | | | | | | | | | | | | |

| SCORE | 40 | 41 | 42 | 43 | 44 | 45 | 46 | 47 | 48 | 49 | 50 | 51 | 52 | 53 | 54 | 55 | 56 | 57 | 58 | 59 | 60 | 61 | 62 | 63 | 64 | 65 | 66 | 67 | 68 | 69 | 70 | 71 | 72 | 73 | 74 | 75 | 76 | 77 | 78 |
|---|---|---|---|---|---|---|---|---|---|---|---|---|---|---|---|---|---|---|---|---|---|---|---|---|---|---|---|---|---|---|---|---|---|---|---|---|---|---|---|
| PLAYER SCORING | | 54 | | 54 | | 44 | | 40 | | 40 | | 54 | 54 | | 44 | 54 | | 54 | | | | | | | | | | | | | | | | | | | | | |
| TIME OF SCORING | | | | | | | | | | | | | | | | | | | | | | | | | | | | | | | | | | | | | | | |
| OTHER DATA | | | | | | | | | | | | | | | | | | | | | | | | | | | | | | | | | | | | | | | |

| SCORE | 79 | 80 | 81 | 82 | 83 | 84 | 85 | 86 | 87 | 88 | 89 | 90 | 91 | 92 | 93 | 94 | 95 | 96 | 97 | 98 | 99 | 100 | 101 | 102 | 103 | 104 | 105 | 106 | 107 | 108 | 109 | 110 | 111 | 112 | 113 | 114 | 115 | 116 | 117 |
|---|---|---|---|---|---|---|---|---|---|---|---|---|---|---|---|---|---|---|---|---|---|---|---|---|---|---|---|---|---|---|---|---|---|---|---|---|---|---|---|
| PLAYER SCORING | | | | | | | | | | | | | | | | | | | | | | | | | | | | | | | | | | | | | | | |
| TIME OF SCORING | | | | | | | | | | | | | | | | | | | | | | | | | | | | | | | | | | | | | | | |
| OTHER DATA | | | | | | | | | | | | | | | | | | | | | | | | | | | | | | | | | | | | | | | |

of the year.

| Clarksv'le | G | F | T | Adamsv'le | G | F | T |
|---|---|---|---|---|---|---|---|
| Poland | 7 | 2-2 | 16 | Browder | 3 | 0-1 | 6 |
| Wallus | 4 | 2-2 | 16 | Wallus | 4 | 2-2 | 10 |
| Head | 5 | 9-10 | 19 | Vaughn | 4 | 6-7 | 14 |
| D.Schmi'u | 1 | 2-2 | 4 | Gilchrist | 6 | 3-4 | 15 |
| R.Schmi'u | 4 | 0-0 | 8 | Hardin | 5 | 0-0 | 10 |
| | | | | Lifford | 0 | 0-1 | 0 |
| Totals | 21 | 15-16 | 57 | Totals | 24 | 11-15 | 59 |

| | | | | | | | |
|---|---|---|---|---|---|---|---|
| **Clarksville** | 13 | 16 | 10 | 18 | 0 | 0 | —57 |
| **Adamsville** | 14 | 17 | 8 | 18 | 0 | 2 | —59 |

# 1955 State Boys' Basketball Tournament

## March 8 - March 12, 1955

### First Round

**Game 1** — Tue. Mar. 8 7:30 PM
- Linden 79
- Treadwell 65

**Game 2** — Tue. Mar. 8 2:30 PM
- Holston Valley (30-4) 70
- Carthage (20-6) 56

**Game 3** — Wed. Mar. 9 2:30 PM
- Clarksville (20-8) 66
- McMinn Co. (17-11) 59

**Game 4** — Wed. Mar. 9 7:30 PM
- Trenton (33-4) 71
- Knoxville East (26-7) 70

**Game 5** — Wed. Mar. 9 9:00 PM
- Dobyns Bennett (27-3) 81
- Selmer (29-3) 69

**Game 6** — Wed. Mar. 9 4:00 PM
- LaFollette (33-1) 67
- Dixie (29-5) 37

**Game 7** — Tue. Mar. 8 4:00 PM
- Lenoir City (28-3) 67
- Lawrenceburg (22-4) 55

**Game 8** — Tue. Mar. 8 9:00 PM
- Hillsboro (17-7) 52
- Murfreesboro (24-2) 49

### Quarterfinals

**Game 9** — Thu. Mar. 10 2:30 PM
- Linden 73
- Holston Valley 63

**Game 10** — Thu. Mar. 10 7:30 PM
- Clarksville 65
- Trenton 47

**Game 11** — Thu. Mar. 10 9:00 PM
- Dobyns Bennett 72
- LaFollette 47

**Game 12** — Thu. Mar. 10 4:00 PM
- Lenoir City 86
- Hillsboro 47

### Semifinals

**Game 13** — Fri. Mar. 11 7:30 PM
- Linden 54
- Clarksville 35

**Game 14** — Fri. Mar. 11 9:00 PM
- Dobyns Bennett 63
- Lenoir City 55

### Championship

**Game 16** — Sat. Mar. 12 7:30 PM
- Linden 52
- Dobyns Bennett 48

**Linden**

STATE CHAMPION

### Consolation Contests

Mar. 12 9:00 PM Game 15 Third Place **Clarksville 61**, Lenoir City 57 **Stats**

| CLARKSVILLE | G | F | P | T |
|---|---|---|---|---|
| Morris f | 7 | 2 | 4 | 16 |
| Neal f | 4 | 2 | 4 | 10 |
| Davis f | 0 | 0 | 4 | 0 |
| Fletcher c | 6 | 8 | 4 | 20 |
| Harris g | 4 | 6 | 3 | 14 |
| Boyd g | 0 | 6 | 5 | 6 |
| Poland g | 0 | 0 | 1 | 0 |
| Totals | 21 | 24 | 25 | 66 |

| McMINN COUNTY | G | F | P | T |
|---|---|---|---|---|
| Coffie f | 4 | 1 | 3 | 9 |
| Vestal f | 2 | 7 | 5 | 11 |
| Key f | 0 | 2 | 1 | 2 |
| Williams f | 0 | 0 | 1 | 0 |
| Cartwright f | 0 | 0 | 0 | 0 |
| Click f | 2 | 1 | 4 | 5 |
| Beets g | 0 | 1 | 5 | 1 |
| Holcomb g | 4 | 3 | 0 | 11 |
| Carroll g | 2 | 16 | 3 | 20 |
| Totals | 14 | 31 | 22 | 59 |

Halftime: Clarksville 35; McMinn 26.

Free throws missed: Clarksville—Morris 5, Fletcher 3, Harris 5, Boyd 1. McMinn County—Coffee 2, Vestal 3, Beets 3, Holcomb 3.

| TRENTON | G | F | P | T |
|---|---|---|---|---|
| Gibson f | 5 | 0 | 2 | 10 |
| Oliver f | 4 | 6 | 3 | 14 |
| Barker f | 0 | 2 | 1 | 2 |
| Scott f-g | 0 | 1 | 0 | 1 |
| Berry c | 3 | 4 | 3 | 10 |
| Ferguson c | 0 | 0 | 0 | 0 |
| Maitland g | 0 | 2 | 2 | 2 |
| Sisk g | 4 | 0 | 4 | 8 |
| Jones g | 0 | 0 | 0 | 0 |
| Speer g | 0 | 0 | 0 | 0 |
| Totals | 16 | 15 | 15 | 47 |

| CLARKSVILLE | G | F | P | T |
|---|---|---|---|---|
| Morris f | 5 | 0 | 2 | 10 |
| Davis f | 2 | 0 | 0 | 4 |
| Woodward f | 0 | 0 | 0 | 0 |
| Acuff f | 0 | 0 | 0 | 0 |
| Fletcher c | 6 | 8 | 4 | 20 |
| Ditmore c | 0 | 0 | 2 | 0 |
| Boyd g | 6 | 2 | 1 | 14 |
| Neal g | 5 | 3 | 2 | 13 |
| Harris g | 2 | 0 | 1 | 4 |
| Poland g | 0 | 0 | 0 | 0 |
| Totals | 26 | 13 | 12 | 65 |

Halftime score: Clarksville 32; Trenton 26.

Free throws missed: Trenton—Gibson 1, Oliver 1, Barker 1, Scott 1, Berry 1, Maitland 1. Clarksville—Morris 3, Acuff 2, Boyd 2, Neil 4.

| LINDEN | G | F | P | T |
|---|---|---|---|---|
| Ellison f | 6 | 4 | 3 | 16 |
| Paschall f | 3 | 2 | 1 | 8 |
| Rutledge c | 4 | 2 | 1 | 10 |
| Duncan c | 1 | 0 | 0 | 2 |
| Grinder g | 3 | 0 | 0 | 6 |
| Cotham g | 3 | 6 | 3 | 12 |
| Totals | 20 | 14 | 8 | 54 |

| CLARKSVILLE | G | F | P | T |
|---|---|---|---|---|
| Morris f | 5 | 1 | 5 | 11 |
| Neal f | 4 | 0 | 0 | 8 |
| Fletcher c | 4 | 1 | 4 | 9 |
| Boyd c | 2 | 0 | 2 | 4 |
| Harris g | 0 | 0 | 3 | 0 |
| Davis g | 0 | 3 | 1 | 3 |
| Totals | 15 | 5 | 15 | 35 |

Halftime score: Linden 26; Clarksville 15.

Free throws missed: Linden—Paschall 4, Rutledge 2, Cotham 5. Clarksville—Morris 5, Fletcher 2, Davis.

| Clarksville | G | F | P | T |
|---|---|---|---|---|
| Morris f | 10 | 4 | 2 | 24 |
| Neal f | 1 | 0 | 0 | 2 |
| Davis f | 1 | 0 | 2 | 2 |
| Fletcher c | 1 | 9 | 3 | 21 |
| Boyd | 3 | 1 | 0 | 7 |
| Harris g | 1 | 3 | 2 | 5 |
| Totals | 22 | 17 | 9 | 61 |

| Lenoir City | G | F | P | T |
|---|---|---|---|---|
| Trego f | 2 | 1 | 3 | 5 |
| Padgett f | 3 | 4 | 1 | 10 |
| Bostic c | 10 | 2 | 3 | 22 |
| Hill g | 0 | 0 | 0 | 0 |
| Henry g | 5 | 6 | 5 | 16 |
| Hendrix g | 2 | 0 | 1 | 4 |
| Totals | 22 | 13 | 13 | 57 |

Halftime score: Lenoir City 30; Clarksville 19.

Free throws missed: Clarksville—Morris 2, Davis 1, Fletcher 1, Boyd 1, Harris 2. Lenoir City — Trego 1, Bostic 3.

# 1922 Tennessean-Vanderbilt State Prep and High School Boys' Basketball Tournament

**March 2 - March 4, 1922**

## First Round

| Game | Team | Score |
|---|---|---|
| **Game 1** Thu. Mar. 2 8:30 PM | Hume-Fogg | 36 |
| | Columbia | 8 |
| **Game 2** Fri. Mar. 3 9:30 AM | Jackson | 15 |
| | Baylor | 12 |
| **Game 3** Thu. Mar. 2 | Lenoir City | |
| | Bye | |
| **Game 4** Thu. Mar. 2 | St. Andrews | |
| | Bye | |
| **Game 5** Fri. Mar. 3 12 PM | McCallie | 16 |
| | Clarksville | 8 |
| **Game 6** Thu. Mar. 2 | Peabody | |
| | Bye | |
| **Game 7** Thu. Mar. 2 9:30 PM | BGA | 31 |
| | Harriman | 7 |
| **Game 8** Thu. Mar. 2 3 PM | Castle Heights | 14 |
| | Normandy | 6 |
| **Game 9** Thu. Mar. 2 7:30 PM | Morgan | 27 |
| | Nashville Central | 8 |
| **Game 10** Fri. Mar. 3 2 PM | Christian Brothers | 34 |
| | Sewanee Military | 10 |
| **Game 11** Thu. Mar. 2 | Forrest | |
| | Bye | |
| **Game 12** Thu. Mar. 2 | Cumberland Prep | |
| | Bye | |
| **Game 13** Thu. Mar. 2 4 PM | MBA | 30 |
| | Williams | 15 |
| **Game 14** Thu. Mar. 2 | Union City | |
| | Bye | |
| **Game 15** Fri. Mar. 3 11 AM | Eagleville | 29 |
| | Livingston Academy | 12 |
| **Game 16** Thu. Mar. 2 | Winchester | |
| | Bye | |

## Second Round

| Game | Team | Score |
|---|---|---|
| **Game 17** Fri. Mar. 3 4 PM | Hume-Fogg | 29 |
| | Jackson | 6 |
| **Game 18** Fri. Mar. 3 10 AM | Lenoir City | 26 |
| | St. Andrews | 14 |
| **Game 19** Fri. Mar. 3 5 PM | McCallie | 16 |
| | Peabody | 14 |
| **Game 20** Fri. Mar. 3 3 PM | BGA | 19 |
| | Castle Heights | 10 |
| **Game 21** Fri. Mar. 3 7:30 PM | Morgan | 25 |
| | Christian Brothers | 7 |
| **Game 22** Thu. Mar. 2 5 PM | Forrest | 19 |
| | Cumberland Prep | 9 |
| **Game 23** Fri. Mar. 3 8:30 PM | MBA | 17 |
| | Union City | 11 |
| **Game 24** Fri. Mar. 3 6 PM | Eagleville | 21 |
| | Winchester | 11 |

## Quarterfinals

| Game | Team | Score |
|---|---|---|
| **Game 25** Sat. Mar. 4 10 AM | Hume-Fogg | 20 |
| | Lenoir City | 12 |
| **Game 26** Sat. Mar. 4 9 AM | McCallie | 20 |
| | BGA | 12 |
| **Game 27** Sat. Mar. 4 12 PM | Morgan | 21 |
| | Forrest | 8 |
| **Game 28** Sat. Mar. 4 11 AM | MBA | 24 |
| | Eagleville | 14 |

## Semifinals

| Game | Team | Score |
|---|---|---|
| **Game 29** Sat. Mar. 4 1:30 PM | Hume-Fogg | 21 |
| | McCallie | 16 |
| **Game 30** Sat. Mar. 4 2:30 PM | Morgan | 20 |
| | MBA | 15 |

## Championship

| Game | Team | Score |
|---|---|---|
| **Game 31** Sat. Mar. 4 8:30 PM | Hume-Fogg | 28 |
| | Morgan | 24 |

**Hume-Fogg**

STATE CHAMPION

The line-up and summary:

| McCallie | Position | Clarksville |
|---|---|---|
| Lauter, Mickel | F. | Larkin, Jobe |
| Cullis, Right | F. | Dawson, Jobe |
| Anderson | C. | Moffit |
| Reeves, Lindamood | G. | Carnegal |
| Moore | G. | Gilbert, Jobe |

Referee, Zerfoss; umpire, Hindman; timers, Thomason and Moffit; scorers, Kuhn and Bloomstein.

Field goals, Anderson 2, Reeves 2, Jobe 1. Foul goals: Lauter 8 out of 15; Larkin 4 out of 9; Dawson 2 out of 3; Anderson 0 out of 2.