Christ Presbyterian Academy
Football
Nashville, TN

POSTSEASON HISTORY REPORT

GENERATED MARCH 28, 2024

Summary

Championship Record: 68-21
Appearances (27): 2023, 2022, 2021, 2020, 2019, 2018, 2017, 2016, 2015, 2014, 2013, 2012, 2011, 2010, 2008, 2007, 2006, 2004, 2003, 2002, 2001, 2000, 1999, 1998, 1997, 1996, 1995
Finals Appearances/Runners-up (11): 2000, 2002, 2013, 2014, 2015, 2018, 2019, 2020, 2021, 2022, 2023
Championships (6): 2023, 2020, 2018, 2014, 2002, 2000

Finals Appearances

Year	Class	Award	Detail
2000	Class 1A	Team Champions	(15-0)
2002	Class 1A	Team Champions	(12-3)
2013	Class 3A	Team Runner-Up	(14-1)
2014	Class 3A	Team Champions	(15-0)
2015	Class 3A	Team Runner-Up	(13-2)
2018	Division II AA	Team Champions	(14-0)
2019	Division II AA	Team Runner-Up	(7-7)
2020	Division II-AA	Team Champions	(11-1)
2021	Division II-AA	Team Runner-Up	(11-3)
2022	Division II-AA	Team Runner-Up	(8-6)
2023	Division II-AA	Team Champions	(13-1)

Awards

Year	Award	Name	Class
1999	American General Mr. Football Back of the Year	Adam Tipps	Class 1A
2000	American General Mr. Football Lineman of the Year	Steven Ross	Class 1A
2013	Tennessee Titans Mr. Football Lineman of the Year	Paul Adams	Class AA
2014	Tennessee Titans Mr. Football Lineman of the Year	Parker Howell	Class AA
2023	Tennessee Titans Mr. Football	Crews Law	Division II AA

2023 Division II Class AA State Football Playoffs

November 3 - November 30, 2023

First Round

Game 101 — Fri. Nov. 3 7:00 PM
- W #1 Lausanne (8-1) 41
- M #5 BGA (5-5) 13

Game 102 — Fri. Nov. 3 7:00 PM
- M #3 Davidson Academy (8-2) 49
- E #4 Chattanooga Christian (6-4) 27

Game 103 — Fri. Nov. 3 7:00 PM
- E #1 Boyd Buchanan (10-0) 49
- M #6 Goodpasture (3-7) 20

Game 104 — Fri. Nov. 3 7:00 PM
- W #2 Northpoint Christian (7-3) 49
- M #4 Pope John Paul (3-7) 24

Game 105 — Fri. Nov. 3 7:00 PM
- M #1 CPA (9-1) 42
- E #6 CAK (4-6) 6

Game 106 — Fri. Nov. 3 7:00 PM
- W #3 USJ (6-4) 34
- E #3 Lakeway Christian (5-4) 21

Game 107 — Fri. Nov. 3 7:00 PM
- M #2 FRA (9-1) 35
- E #5 Silverdale (4-6) 6

Game 108 — Fri. Nov. 3 7:00 PM
- E #2 Knoxville Webb (9-1) 34
- W #4 ECS (4-6) 7

Quarterfinals

Game 201 — Fri. Nov. 10 7:00 PM
- Lausanne 35
- Davidson Academy 36

Game 202 — Fri. Nov. 10 7:00 PM
- Boyd Buchanan 28
- Northpoint Christian 3

Game 203 — Fri. Nov. 10 7:00 PM
- CPA 48
- USJ 11

Game 204 — Fri. Nov. 10 7:00 PM
- FRA 50
- Knoxville Webb 15

Semifinals

Game 301 — Fri. Nov. 17 7:00 PM
- Davidson Academy 24
- Boyd Buchanan 36

Game 302 — Fri. Nov. 17 7:00 PM
- CPA 37
- FRA 16

Championship

Game 401 — Thu. Nov. 30 11:00 AM, Finley Stadium
- Boyd Buchanan 13
- CPA 35

CPA
STATE CHAMPION

Notes:
All times are local time. The higher seeded team will host through the Semifinal Round. If two teams are the same seed, the top team will host.

Scoring Summary (Final)
TSSAA Blue Cross Bowl
CPA vs Boyd-Buchanan (Nov 30, 2023 at Chattanooga, TN)

CPA (13-1) vs. Boyd-Buchanan (13-1)
Date: Nov 30, 2023 • Site: Chattanooga, TN • Stadium: Finley Stadium
Attendance:

Score by Quarters	1	2	3	4	Total
CPA	7	14	7	7	35
Boyd-Buchanan	0	3	7	3	13

Qtr	Time	Scoring Play	V-H
1st	09:11	CPA - Law, Crews 73 yd run (Shanks, Parker kick), 4-82 2:49	7 - 0
2nd	08:56	BOYDB - Lane, Ethan 32 yd field goal, 13-58 6:56	7 - 3
	03:24	CPA - Cabell, Owen 35 yd pass from Streeter, B. (Shanks, Parker kick), 12-80 5:32	14 - 3
	00:19	CPA - Mathews, J. 8 yd pass from Streeter, B. (Shanks, Parker kick), 7-54 1:45	21 - 3
3rd	08:19	CPA - Patterson, R. 14 yd run (Shanks, Parker kick), 3-18 1:22	28 - 3
	02:15	BOYDB - Lowe, Brodie 1 yd run (Lane, Ethan kick), 12-80 6:04	28 - 10
4th	08:20	BOYDB - Lane, Ethan 33 yd field goal, 9-43 4:20	28 - 13
	03:14	CPA - Patterson, R. 20 yd run (Seibert, Gray kick), 6-56 2:21	35 - 13

Kickoff time: 11:08 am • End of Game: 1:39 pm • Total elapsed time: 2:31
Officials: Referee: G. Householder; Umpire: Brandon Murphy; Linesman: Eric Ogle;
Line judge: Andrew Ackerman; Back judge: Steven Mattress; Field judge: Jared Hall;
Side judge: Darin Beeler; Center judge: Jeff Hall ECO;
Temperature: 46 • Wind: SSE 2 • Weather: Mostly Sunny
Most valuable player: 11 Crews Laws

Team Statistics (Final)
TSSAA Blue Cross Bowl
CPA vs Boyd-Buchanan (Nov 30, 2023 at Chattanooga, TN)

	CPA	BOYDB
FIRST DOWNS	12	13
Rushing	10	9
Passing	2	1
Penalty	0	3
NET YARDS RUSHING	241	164
Rushing Attempts	32	44
Average Per Rush	7.5	3.7
Rushing Touchdowns	3	1
Yards Gained Rushing	246	193
Yards Lost Rushing	5	29
NET YARDS PASSING	100	23
Completions-Attempts-Int	7-14-0	4-13-1
Average Per Attempt	7.1	1.8
Average Per Completion	14.3	5.8
Passing Touchdowns	2	0
TOTAL OFFENSE YARDS	341	187
Total offense plays	46	57
Average Gain Per Play	7.4	3.3
Fumbles: Number-Lost	0-0	0-0
Penalties: Number-Yards	11-83	3-15
PUNTS-YARDS	3-115	4-107
Average Yards Per Punt	38.3	26.8
Net Yards Per Punt	34.7	20.8
Inside 20	1	0
50+ Yards	0	0
Touchbacks	0	0
Fair catch	1	2
KICKOFFS-YARDS	6-351	4-236
Average Yards Per Kickoff	58.5	59.0
Net Yards Per Kickoff	40.7	38.0
Touchbacks	3	2
Fair Catch Yards	0	0
Punt returns: Number-Yards-TD	2-24-0	1-11-0
Average Per Return	12.0	11.0
Kickoff returns: Number-Yds-TD	2-44-0	3-47-0
Average Per Return	22.0	15.7
Interceptions: Number-Yds-TD	1-0-0	0-0-0
Fumble Returns: Number-Yds-TD	0-0-0	0-0-0
Miscellaneous Yards	0	0
Possession Time	19:44	28:16
1st Quarter	5:44	6:16
2nd Quarter	7:17	4:43
3rd Quarter	2:57	9:03
4th Quarter	3:46	8:14
Third-Down Conversions	2 of 9	3 of 13
Fourth-Down Conversions	3 of 4	0 of 1
Red-Zone Scores-Chances	3-3	3-3
Touchdowns	3-3	1-3
Field goals	0-3	2-3
Sacks By: Number-Yards	2-16	0-0
PAT Kicks	5-5	1-1
Field Goals	0-0	2-2
Points off turnovers	0	0

Individual Statistics (Final)
TSSAA Blue Cross Bowl
CPA vs Boyd-Buchanan (Nov 30, 2023 at Chattanooga, TN)

CPA

Rushing	No.	Gain	Loss	Net	TD	Lg	Avg
Law, Crews	9	121	0	121	1	73	13.4
Patterson, R.	16	108	0	108	2	20	6.8
Mayernick, J.	5	15	0	15	0	6	3.0
Streeter, B.	1	2	0	2	0	2	2.0
TEAM	1	0	5	-5	0	0	-5.0
Totals	32	246	5	241	3	73	7.5

Passing	C-A-I	Yds	TD	Long	Sack
Streeter, B.	7-14-0	100	2	35	0
Totals	7-14-0	100	2	35	0

Receiving	No.	Yards	TD	Long
Cabell, Owen	2	65	1	35
Mayernick, J.	1	12	0	12
Patterson, R.	1	11	0	11
Mathews, J.	1	8	1	8
Carroll, W.	1	5	0	5
Evans, Ondre	1	-1	0	0
Totals	7	100	2	35

Punting	No.	Yds	Avg	Long	In20	TB
Vanorman, Jack	3	115	38.3	40	1	0
Totals	3	115	38.3	40	1	0

	Punt			Kickoff			Intercept		
Returns	No	Yds	Lg	No	Yds	Lg	No	Yds	Lg
Mathews, J.	1	8	8	0	0	0	0	0	0
Law, Crews	1	16	16	0	0	0	0	0	0
Haraf, Tripp	0	0	0	0	0	0	1	0	0
Parker, Weston	0	0	0	1	28	28	0	0	0
Cabell, Owen	0	0	0	1	16	16	0	0	0
Totals	2	24	16	2	44	28	1	0	0

Field goals	Qtr	Time	Dist	Result

Kickoffs	No.	Yards	Avg	TB	OB
Shanks, Parker	6	351	58.5	3	0

All-purpose	Run	Rcv	KR	PR	IR	Total
Law, Crews	121	0	0	16	0	137
Patterson, R.	108	11	0	0	0	119
Cabell, Owen	0	65	16	0	0	81
Parker, Weston	0	0	28	0	0	28

Boyd-Buchanan

Rushing	No.	Gain	Loss	Net	TD	Lg	Avg
Green, David	17	76	13	63	0	23	3.7
Jones, S.	6	51	0	51	0	23	8.5
Sanderfer, J.	9	36	0	36	0	12	4.0
Keck, Asher	8	28	0	28	0	10	3.5
Lowe, Brodie	2	2	0	2	1	1	1.0
Hicks, Houston	2	0	16	-16	0	0	-8.0
Totals	44	193	29	164	1	23	3.7

Passing	C-A-I	Yds	TD	Long	Sack
Hicks, Houston	4-13-1	23	0	9	2
Totals	4-13-1	23	0	9	2

Receiving	No.	Yards	TD	Long
Moore, Jayden	2	5	0	4
Wamack, Hudson	1	9	0	9
Sanderfer, J.	1	9	0	9
Totals	4	23	0	9

Punting	No.	Yds	Avg	Long	In20	TB
Lane, Ethan	4	107	26.8	33	0	0
Totals	4	107	26.8	33	0	0

	Punt			Kickoff			Intercept		
Returns	No	Yds	Lg	No	Yds	Lg	No	Yds	Lg
Jones, S.	1	11	11	1	22	22	0	0	0
Davis, J.	0	0	0	1	0	0	0	0	0
Shannon, Darin	0	0	0	1	25	25	0	0	0
Totals	1	11	11	3	47	25	0	0	0

Field goals	Qtr	Time	Dist	Result
Lane, Ethan	2nd	08:56	32 yards	Good
Lane, Ethan	4th	08:20	33 yards	Good

Kickoffs	No.	Yards	Avg	TB	OB
Lane, Ethan	4	236	59.0	2	0

All-purpose	Run	Rcv	KR	PR	IR	Total
Jones, S.	51	0	22	11	0	84
Green, David	63	0	0	0	0	63
Sanderfer, J.	36	9	0	0	0	45
Keck, Asher	28	0	0	0	0	28

FUMBLES: CPA-None. Boyd-Buchanan-None.

Defensive Statistics (Final)
TSSAA Blue Cross Bowl
CPA vs Boyd-Buchanan (Nov 30, 2023 at Chattanooga, TN)

#	CPA	Solo	Ast	Total	Sacks-Yds	TFL-Yds	FF	FR-Yds	Int-Yds	BrUp	Blks	QBH
13	Chance, Steele	8	7	11.5	-	-	-	-	-	-	-	-
11	Law, Crews	2	7	5.5	-	-	-	-	-	-	-	-
55	Magargee, Ian	3	4	5.0	1.0-6	1.0-6	-	-	-	-	-	-
31	Harris, Leroy	2	4	4.0	-	1.0-7	-	-	-	-	-	-
54	Abbagnaro, R.	2	2	3.0	0.5-5	0.5-5	-	-	-	-	-	-
3	Jennings, Josh	1	3	2.5	-	-	-	-	-	-	-	-
10	Dickey, Eli	0	5	2.5	0.5-5	0.5-5	-	-	-	-	-	-
22	Gregory, Chase	2	0	2.0	-	-	-	-	-	-	-	-
9	Gregory, Riley	1	2	2.0	-	-	-	-	-	1	-	-
1	Evans, Ondre	1	2	2.0	-	-	-	-	-	1	-	-
21	Parker, Weston	1	1	1.5	-	1.0-6	-	-	-	-	-	-
7	Kail, Gannon	1	1	1.5	-	-	-	-	-	-	-	-
26	Mathews, J.	0	3	1.5	-	-	-	-	-	1	-	-
5	Griggs, Ben	1	0	1.0	-	-	-	-	-	-	-	-
34	McMillen, Jonah	1	0	1.0	-	-	-	-	-	-	-	-
74	Pistole, Warren	0	2	1.0	-	-	-	-	-	-	-	-
44	Beddingfield	0	1	0.5	-	-	-	-	-	-	-	-
29	Haraf, Tripp	0	0	0.0	-	-	-	-	1-0	-	-	-
43	Fleming, Logan	0	0	0.0	-	-	-	-	-	-	-	1
	Totals	26	44	48.0	2.0-16	4.0-29	0	0-0	1-0	3	0	1

#	Boyd-Buchanan	Solo	Ast	Total	Sacks-Yds	TFL-Yds	FF	FR-Yds	Int-Yds	BrUp	Blks	QBH
0	Moore, Alto	7	1	7.5	-	-	-	-	-	-	-	-
44	Bates, Kaiden	4	2	5.0	-	-	-	-	-	-	-	-
3	Jones, S.	2	3	3.5	-	-	-	-	-	-	-	-
29	Keck, Asher	3	0	3.0	-	-	-	-	-	-	-	-
5	Green, David	2	2	3.0	-	-	-	-	-	-	-	-
31	Young, Jerl	1	3	2.5	-	1.0-1	-	-	-	-	-	-
9	Sanderfer, J.	1	2	2.0	-	-	-	-	-	-	-	1
40	Humble, Noah	1	2	2.0	-	-	-	-	-	-	-	-
49	Bates, Mason	1	1	1.5	-	-	-	-	-	-	-	-
8	Shannon, Darin	0	3	1.5	-	-	-	-	-	1	-	-
15	Foster, Cole	1	0	1.0	-	-	-	-	-	-	-	-
4	Summey, Isaac	1	0	1.0	-	-	-	-	-	-	-	-
24	Jones, Timothy	0	1	0.5	-	-	-	-	-	1	-	-
1	Crowder, K'leb	0	1	0.5	-	-	-	-	-	-	-	-
82	Standefer, B.	0	1	0.5	-	-	-	-	-	-	-	1
	Totals	24	22	35.0	0.0-0	1.0-1	0	0-0	0-0	2	0	2

Drive Chart (By Team) (Final)
TSSAA Blue Cross Bowl
CPA vs Boyd-Buchanan (Nov 30, 2023 at Chattanooga, TN)

		Drive Started			Drive Ended			Consumed	
Team	Qtr	Spot	Time	Obtained	Spot	Time	How lost	Pl - Yds	TOP
CPA	1st	C18	12:00	Kickoff	B00	09:11	*TOUCHDOWN	4 - 82	2:49
CPA		C44	08:18	Punt	C49	07:23	Punt	3 - 5	0:55
CPA		B33	05:52	Punt	B27	03:52	Downs	4 - 6	2:00
CPA	2nd	C20	08:56	Kickoff	B00	03:24	*TOUCHDOWN	12 - 80	5:32
CPA		C46	02:04	Punt	B00	00:19	*TOUCHDOWN	7 - 54	1:45 .
CPA	3rd	B18	09:41	Punt	B00	08:19	*TOUCHDOWN	3 - 18	1:22 .
CPA		C30	02:08	Kickoff	C33	00:40	Punt	3 - 3	1:28
CPA	4th	C20	08:20	Kickoff	C10	07:15	Punt	3 - (10)	1:05
CPA		C44	05:35	Downs	B00	03:14	*TOUCHDOWN	6 - 56	2:21 .
CPA		C31	00:20	Interception	C26	00:00	End of half	1 - (5)	0:20

CPA	1st Qtr	2nd Qtr	3rd Qtr	4th Qtr	1st Half	2nd Half	Total
Time of possession	05:44	07:17	02:57	03:46	13:01	06:43	19:44
3rd down conversions	0-3	1-3	1-2	0-1	1-6	1-3	2-9
Average field position	C43	C33	B44	C31	C39	C41	C40
4th down conversions	1-2	2-2	0-0	0-0	3-4	0-0	3-4

		Drive Started			Drive Ended			Consumed	
Team	Qtr	Spot	Time	Obtained	Spot	Time	How lost	Pl - Yds	TOP
BOYDB	1st	B29	09:06	Kickoff	B23	08:18	Punt	3 - (6)	0:48
BOYDB		B11	07:23	Punt	B16	05:52	Punt	3 - 5	1:31
BOYDB		B27	03:52	Downs	C15	08:56	*FIELD GOAL	13 - 58	6:56 .
BOYDB	2nd	B26	03:18	Kickoff	B24	02:04	Punt	3 - (2)	1:14
BOYDB		B20	00:19	Kickoff	B22	00:00	End of half	1 - 2	0:19
BOYDB	3rd	B20	12:00	Kickoff	B15	09:41	Punt	3 - (5)	2:19
BOYDB		B20	08:19	Kickoff	C00	02:15	*TOUCHDOWN	12 - 80	6:04 .
BOYDB		B41	00:40	Punt	C16	08:20	*FIELD GOAL	9 - 43	4:20 .
BOYDB	4th	C48	07:15	Punt	C44	05:35	Downs	4 - 4	1:40
BOYDB		B01	03:14	Kickoff	B25	00:20	Interception	8 - 24	2:54

Boyd-Buchanan	1st Qtr	2nd Qtr	3rd Qtr	4th Qtr	1st Half	2nd Half	Total
Time of possession	06:16	04:43	09:03	08:14	10:59	17:17	28:16
3rd down conversions	0-3	1-3	1-2	1-5	1-6	2-7	3-13
Average field position	B22	B23	B27	B26	B22	B26	B24
4th down conversions	0-0	0-0	0-0	0-1	0-0	0-1	0-1

Drive Chart (By Quarter) (Final)
TSSAA Blue Cross Bowl
CPA vs Boyd-Buchanan (Nov 30, 2023 at Chattanooga, TN)

		Drive Started			Drive Ended			Consumed	
Team	Qtr	Spot	Time	Obtained	Spot	Time	How lost	Pl - Yds	TOP
CPA	1st	C18	12:00	Kickoff	B00	09:11	*TOUCHDOWN	4 - 82	2:49
BOYDB		B29	09:06	Kickoff	B23	08:18	Punt	3 - (6)	0:48
CPA		C44	08:18	Punt	C49	07:23	Punt	3 - 5	0:55
BOYDB		B11	07:23	Punt	B16	05:52	Punt	3 - 5	1:31
CPA		B33	05:52	Punt	B27	03:52	Downs	4 - 6	2:00
BOYDB		B27	03:52	Downs	C15	08:56	*FIELD GOAL	13 - 58	6:56 .
CPA	2nd	C20	08:56	Kickoff	B00	03:24	*TOUCHDOWN	12 - 80	5:32
BOYDB		B26	03:18	Kickoff	B24	02:04	Punt	3 - (2)	1:14
CPA		C46	02:04	Punt	B00	00:19	*TOUCHDOWN	7 - 54	1:45 .
BOYDB		B20	00:19	Kickoff	B22	00:00	End of half	1 - 2	0:19
BOYDB	3rd	B20	12:00	Kickoff	B15	09:41	Punt	3 - (5)	2:19
CPA		B18	09:41	Punt	B00	08:19	*TOUCHDOWN	3 - 18	1:22 .
BOYDB		B20	08:19	Kickoff	C00	02:15	*TOUCHDOWN	12 - 80	6:04 .
CPA		C30	02:08	Kickoff	C33	00:40	Punt	3 - 3	1:28
BOYDB		B41	00:40	Punt	C16	08:20	*FIELD GOAL	9 - 43	4:20 .
CPA	4th	C20	08:20	Kickoff	C10	07:15	Punt	3 - (10)	1:05
BOYDB		C48	07:15	Punt	C44	05:35	Downs	4 - 4	1:40
CPA		C44	05:35	Downs	B00	03:14	*TOUCHDOWN	6 - 56	2:21 .
BOYDB		B01	03:14	Kickoff	B25	00:20	Interception	8 - 24	2:54
CPA		C31	00:20	Interception	C26	00:00	End of half	1 - (5)	0:20

Play-by-Play Summary (1st quarter)

CPA vs Boyd-Buchanan (Nov 30, 2023 at Chattanooga, TN)

Captains: Boyd-Buchanan: Moore, Sanderfer, Bates, Blocker
Captains: CPA: Harris, Law, McKee, Streeter

1-10	CPA 40	BOYDB ball on BOYDB40.	
		Lane, Ethan kickoff 58 yards to the CPA2, Cabell, Owen return 16 yards to the CPA18 (Moore, Alto).	
1-10	CPA 18	Patterson, R. rush for no gain to the CPA18 (Moore, Alto), PENALTY CPA holding 9 yards to the CPA9, NO PLAY.	
1-19	CPA 09	PENALTY CPA false start (Wolters, James) 4 yards to the CPA5.	
1-23	CPA 05	Patterson, R. rush for 5 yards to the CPA10 (Young, Jerl;Green, David).	
2-18	CPA 10	Patterson, R. rush for 6 yards to the CPA16 (Jones, S.).	
3-12	CPA 16	Streeter, B. pass complete to Patterson, R. for 11 yards to the CPA27 (Bates, Kaiden).	
4-1	CPA 27	Law, Crews rush for 73 yards to the BOYDB0, 1ST DOWN CPA, TOUCHDOWN, clock 09:11.	R1
1-G	Boydb 03	Shanks, Parker kick attempt good.	

CPA 7, Boyd-Buchanan 0

4 plays, 82 yards, 2:54

Shanks, Parker kickoff 56 yards to the BOYDB4, Shannon, Darin return 25 yards to the BOYDB29 (Gregory, Chase).

BOYD-BUCHANAN drive start at 09:06.

1-10	Boydb 29	Green, David rush for loss of 6 yards to the BOYDB23 (Parker, Weston).	
2-16	Boydb 23	Hicks, Houston pass incomplete to Wamack, Hudson (Gregory, Riley).	
3-16	Boydb 23	Hicks, Houston pass incomplete to Wamack, Hudson (Mathews, J.).	
4-16	Boydb 23	Lane, Ethan punt 33 yards to the CPA44, fair catch by Mathews, J..	

3 plays, minus 6 yards, 0:48

CPA drive start at 08:18.

1-10	CPA 44	Patterson, R. rush for no gain to the CPA44 (Keck, Asher).	
2-10	CPA 44	Streeter, B. pass complete to Carroll, W. for 5 yards to the CPA49, out-of-bounds.	
3-5	CPA 49	Streeter, B. pass incomplete to Mathews, J., dropped pass.	
4-5	CPA 49	Vanorman, Jack punt 40 yards to the BOYDB11, fair catch by Jones, S..	

3 plays, 5 yards, 0:55

BOYD-BUCHANAN drive start at 07:23.

1-10	Boydb 11	Green, David rush for 2 yards to the BOYDB13 (Dickey, Eli;Chance, Steele).	
2-8	Boydb 13	Keck, Asher rush for 3 yards to the BOYDB16 (Gregory, Riley;Evans, Ondre).	
3-5	Boydb 16	Hicks, Houston pass incomplete to Wamack, Hudson, dropped pass.	
4-5	Boydb 16	Lane, Ethan punt 25 yards to the BOYDB41, Mathews, J. return 8 yards to the BOYDB33 (Shannon, Darin;Standefer, B.).	

3 plays, 5 yards, 1:31

CPA drive start at 05:52.

1-10	Boydb 33	Mayernick, J. rush for 4 yards to the BOYDB29 (Humble, Noah).	
2-6	Boydb 29	Mayernick, J. rush for 2 yards to the BOYDB27 (Bates, Kaiden).	
3-4	Boydb 27	Patterson, R. rush for no gain to the BOYDB27 (Humble, Noah;Young, Jerl).	
4-4	Boydb 27	Streeter, B. pass incomplete to McLean, Knox, QB hurry by Sanderfer, J..	

4 plays, 6 yards, 2:00

BOYD-BUCHANAN drive start at 03:52.

1-10	Boydb 27	Hicks, Houston pass incomplete to Standefer, B..	
2-10	Boydb 27	Sanderfer, J. rush for 5 yards to the BOYDB32 (Chance, Steele).	
3-5	Boydb 32	Hicks, Houston pass complete to Moore, Jayden for 4 yards to the BOYDB36 (Chance, Steele;Harris, Leroy).	
4-1	Boydb 36	PENALTY CPA encroachment 6 yards to the BOYDB42, 1ST DOWN BOYDB.	X1
1-10	Boydb 42	Green, David rush for 10 yards to the CPA48, 1ST DOWN BOYDB (Gregory, Riley;Jennings, Josh).	R2
1-10	CPA 48	Keck, Asher rush for 4 yards to the CPA44 (Law, Crews;Jennings, Josh).	
2-6	CPA 44	Jones, S. rush for 16 yards to the CPA28, 1ST DOWN BOYDB, out-of-bounds.	R3
1-10	CPA 28	Keck, Asher rush for 2 yards to the CPA26 (Law, Crews;Abbagnaro, R.).	

END OF 1st QUARTER: CPA 7, Boyd-Buchanan 0

		Time	1st Downs				Conversions				
Quarter Summary	Score	Poss	R	P	X	T	3rd	4th	Rushing	Passing	Penalties
CPA	7	05:49	1	0	0	1	0-3	1-2	7-90	2-4-0-16	3-19
Boyd-Buchanan	0	06:11	2	0	1	3	0-2	0-0	8-36	1-5-0-4	0-0

Quickie Statistics (1st quarter)

CPA vs Boyd-Buchanan (Nov 30, 2023 at Chattanooga, TN)

	CPA	BOYDB
Score	7	0
FIRST DOWNS	1	3
RUSHES-YARDS (NET)	7-90	8-36
PASSING YDS (NET)	16	4
Passes Att-Comp-Int	4-2-0	5-1-0
TOTAL OFFENSE PLAYS-YARDS	11-106	13-40
Fumble Returns-Yards	0-0	0-0
Punt Returns-Yards	1-8	0-0
Kickoff Returns-Yards	1-16	1-25
Interception Returns-Yards	0-0	0-0
Punts (Number-Avg)	1-40.0	2-29.0
Fumbles-Lost	0-0	0-0
Penalties-Yards	3-19	0-0
Possession Time	05:49	06:11
Third-Down Conversions	0 of 3	0 of 3
Fourth-Down Conversions	1 of 2	0 of 0

CPA

Rushing	No.	Gain	Loss	Net	TD	Lg	Avg
Law, Crews	1	73	0	73	1	73	73.0
Patterson, R.	4	11	0	11	0	6	2.8
Mayernick, J.	2	6	0	6	0	4	3.0

Passing	C-A-I	Yds	TD	Long	Sack
Streeter, B.	2-4-0	16	0	11	0

Receiving	No.	Yards	TD	Long
Patterson, R.	1	11	0	11
Carroll, W.	1	5	0	5

Punting	No.	Yds	Avg	Long	In20	TB
Vanorman, Jack	1	40	40.0	40	1	0

Punt Returns	No.	Yards	TD	Long
Mathews, J.	1	8	0	8

Kick Returns	No.	Yards	TD	Long
Cabell, Owen	1	16	0	16

Tackles	UA-A	Total	Sacks	TFL
Chance, Steele	1-2	2.0	0.0	0.0
Parker, Weston	1-0	1.0	0.0	1.0
Gregory, Chase	1-0	1.0	0.0	0.0
Law, Crews	0-2	1.0	0.0	0.0

Boyd-Buchanan

Rushing	No.	Gain	Loss	Net	TD	Lg	Avg
Jones, S.	1	16	0	16	0	16	16.0
Keck, Asher	3	9	0	9	0	4	3.0
Green, David	3	12	6	6	0	10	2.0
Sanderfer, J.	1	5	0	5	0	5	5.0

Passing	C-A-I	Yds	TD	Long	Sack
Hicks, Houston	1-5-0	4	0	4	0

Receiving	No.	Yards	TD	Long
Moore, Jayden	1	4	0	4

Punting	No.	Yds	Avg	Long	In20	TB
Lane, Ethan	2	58	29.0	33	0	0

Punt Returns	No.	Yards	TD	Long

Kick Returns	No.	Yards	TD	Long
Shannon, Darin	1	25	0	25

Tackles	UA-A	Total	Sacks	TFL
Bates, Kaiden	2-0	2.0	0.0	0.0
Humble, Noah	1-1	1.5	0.0	0.0
Moore, Alto	1-0	1.0	0.0	0.0
Keck, Asher	1-0	1.0	0.0	0.0

Qtr	Time	Scoring Play	V-H
1st	09:11	CPA - Law, Crews 73 yd run (Shanks, Parker kick), 4-82 2:54	7 - 0

Play-by-Play Summary (2nd quarter)

CPA vs Boyd-Buchanan (Nov 30, 2023 at Chattanooga, TN)

2-8	CPA 26	Start of 2nd quarter, clock 12:00.	
2-8	CPA 26	Jones, S. rush for 3 yards to the CPA23 (Law, Crews;Chance, Steele).	
3-5	CPA 23	Green, David rush for 8 yards to the CPA15, 1ST DOWN BOYDB (Jennings, Josh;Law, Crews).	R4
1-10	CPA 15	Green, David rush for loss of 7 yards to the CPA22 (Harris, Leroy).	
2-17	CPA 22	Timeout Boyd-Buchanan, clock 10:11.	
2-17	CPA 22	Green, David rush for 3 yards to the CPA19 (Evans, Ondre).	
3-14	CPA 19	Hicks, Houston pass complete to Sanderfer, J. for 9 yards to the CPA10.	
4-5	CPA 10	PENALTY BOYDB delay of game 5 yards to the CPA15.	
4-10	CPA 15	Lane, Ethan field goal attempt from 32 GOOD, clock 08:56.	

CPA 7, Boyd-Buchanan 3

13 plays, 58 yards, 6:56

Lane, Ethan kickoff 60 yards to the CPA0, touchback.

CPA drive start at 08:56.

1-10	CPA 20	Patterson, R. rush for 7 yards to the CPA27 (Moore, Alto).	
2-3	CPA 27	Patterson, R. rush for 1 yard to the CPA28 (Moore, Alto).	
3-2	CPA 28	Law, Crews rush for 1 yard to the CPA29 (Bates, Mason).	
4-1	CPA 29	Law, Crews rush for 3 yards to the CPA32, 1ST DOWN CPA (Bates, Kaiden).	R2
1-10	CPA 32	Law, Crews rush for 4 yards to the CPA36 (Green, David).	
2-6	CPA 36	Law, Crews rush for 13 yards to the CPA49, 1ST DOWN CPA (Jones, S.;Crowder, K'leb).	R3
1-10	CPA 49	Patterson, R. rush for 9 yards to the BOYDB42 (Moore, Alto;Green, David).	
2-1	Boydb 42	Patterson, R. rush for 6 yards to the BOYDB36, 1ST DOWN CPA (Moore, Alto).	R4
1-10	Boydb 36	Patterson, R. rush for 8 yards to the BOYDB28 (Shannon, Darin;Bates, Mason), PENALTY CPA personal foul (Thompson, Boone) 15 yards to the BOYDB43.	
1-17	Boydb 43	2nd and 17.	
2-17	Boydb 43	Mayernick, J. rush for 6 yards to the BOYDB37 (Keck, Asher).	
3-11	Boydb 37	Streeter, B. pass complete to Mayernick, J. for 12 yards to the BOYDB25 (Summey, Isaac), PENALTY CPA holding (Cabell, Owen) 10 yards to the BOYDB35.	
3-9	Boydb 35	3rd and 9.	
3-9	Boydb 35	Streeter, B. pass complete to Cabell, Owen for 35 yards to the BOYDB0, 1ST DOWN CPA, TOUCHDOWN, clock 03:24.	P5
1-G	Boydb 03	Shanks, Parker kick attempt good.	

CPA 14, Boyd-Buchanan 3

12 plays, 80 yards, 5:38

Shanks, Parker kickoff 56 yards to the BOYDB4, Jones, S. return 22 yards to the BOYDB26 (Gregory, Chase).

BOYD-BUCHANAN drive start at 03:18.

1-10	Boydb 26	Keck, Asher rush for 2 yards to the BOYDB28 (Magargee, Ian;Mathews, J.).	
2-8	Boydb 28	Sanderfer, J. rush for 2 yards to the BOYDB30 (Pistole, Warren;Harris, Leroy).	
3-6	Boydb 30	Timeout CPA, clock 02:22.	
3-6	Boydb 30	Hicks, Houston sacked for loss of 6 yards to the BOYDB24 (Magargee, Ian).	
4-12	Boydb 24	Timeout CPA, clock 02:10.	
4-12	Boydb 24	Lane, Ethan punt 30 yards to the CPA46, fair catch by Mathews, J..	

3 plays, minus 2 yards, 1:14

CPA drive start at 02:04.

1-10	CPA 46	PENALTY BOYDB encroachment 5 yards to the BOYDB49.	
1-5	Boydb 49	Patterson, R. rush for 3 yards to the BOYDB46 (Humble, Noah;Bates, Kaiden).	
2-2	Boydb 46	Patterson, R. rush for 11 yards to the BOYDB35, 1ST DOWN CPA (Jones, S.;Shannon, Darin).	R6
1-10	Boydb 35	Streeter, B. pass incomplete to Harris, Leroy (Green, David), PENALTY CPA ineligible downfield on pass 5 yards to the BOYDB40, NO PLAY.	
1-15	Boydb 40	Streeter, B. pass incomplete to Patterson, R., QB hurry by Standefer, B..	
2-15	Boydb 40	Streeter, B. rush for 2 yards to the BOYDB38, out-of-bounds (Sanderfer, J.).	
3-13	Boydb 38	Streeter, B. pass incomplete to Cabell, Owen (Jones, Timothy).	
4-13	Boydb 38	Timeout CPA, clock 00:33.	
4-13	Boydb 38	Streeter, B. pass complete to Cabell, Owen for 30 yards to the BOYDB8, 1ST DOWN CPA, out-of-bounds (Young, Jerl;Jones, S.).	P7
1-G	Boydb 08	Streeter, B. pass complete to Mathews, J. for 8 yards to the BOYDB0, TOUCHDOWN, clock 00:19.	
1-G	Boydb 03	Shanks, Parker kick attempt good.	

CPA 21, Boyd-Buchanan 3

7 plays, 54 yards, 1:45

Shanks, Parker kickoff 60 yards to the BOYDB0, touchback.

BOYD-BUCHANAN drive start at 00:19.

1-10	Boydb 20	Sanderfer, J. rush for 2 yards to the BOYDB22 (Abbagnaro, R.).	
		End of half, clock 00:00.	

1 play, 2 yards, 0:19

END OF 2nd QUARTER: CPA 21, Boyd-Buchanan 3

Play-by-Play Summary (2nd quarter)

CPA vs Boyd-Buchanan (Nov 30, 2023 at Chattanooga, TN)

Quarter Summary	Score	Time Poss	1st Downs R	P	X	T	Conversions 3rd	4th	Rushing	Passing	Penalties
CPA	14	07:23	4	2	0	6	1-3	2-2	13-74	4-6-0-85	3-30
Boyd-Buchanan	3	04:37	1	0	0	1	1-3	0-0	8-7	1-1-0-9	2-10

Quickie Statistics (Halftime)

CPA vs Boyd-Buchanan (Nov 30, 2023 at Chattanooga, TN)

	CPA	BOYDB
Score	21	3
FIRST DOWNS	7	4
RUSHES-YARDS (NET)	20-164	16-43
PASSING YDS (NET)	101	13
Passes Att-Comp-Int	10-6-0	6-2-0
TOTAL OFFENSE PLAYS-YARDS	30-265	22-56
Fumble Returns-Yards	0-0	0-0
Punt Returns-Yards	1-8	0-0
Kickoff Returns-Yards	1-16	2-47
Interception Returns-Yards	0-0	0-0
Punts (Number-Avg)	1-40.0	3-29.3
Fumbles-Lost	0-0	0-0
Penalties-Yards	6-49	2-10
Possession Time	13:12	10:48
Third-Down Conversions	1 of 6	1 of 6
Fourth-Down Conversions	3 of 4	0 of 0

CPA

Rushing	No.	Gain	Loss	Net	TD	Lg	Avg
Law, Crews	5	94	0	94	1	73	18.8
Patterson, R.	11	56	0	56	0	11	5.1
Mayernick, J.	3	12	0	12	0	6	4.0
Streeter, B.	1	2	0	2	0	2	2.0

Passing	C-A-I	Yds	TD	Long	Sack
Streeter, B.	6-10-0	101	2	35	0

Receiving	No.	Yards	TD	Long
Cabell, Owen	2	65	1	35
Mayernick, J.	1	12	0	12
Patterson, R.	1	11	0	11
Mathews, J.	1	8	1	8

Punting	No.	Yds	Avg	Long	In20	TB
Vanorman, Jack	1	40	40.0	40	1	0

Punt Returns	No.	Yards	TD	Long
Mathews, J.	1	8	0	8

Kick Returns	No.	Yards	TD	Long
Cabell, Owen	1	16	0	16

Tackles	UA-A	Total	Sacks	TFL
Chance, Steele	1-3	2.5	0.0	0.0
Gregory, Chase	2-0	2.0	0.0	0.0
Harris, Leroy	1-2	2.0	0.0	1.0
Law, Crews	0-4	2.0	0.0	0.0

Boyd-Buchanan

Rushing	No.	Gain	Loss	Net	TD	Lg	Avg
Jones, S.	2	19	0	19	0	16	9.5
Keck, Asher	4	11	0	11	0	4	2.8
Green, David	6	23	13	10	0	10	1.7
Sanderfer, J.	3	9	0	9	0	5	3.0

Passing	C-A-I	Yds	TD	Long	Sack
Hicks, Houston	2-6-0	13	0	9	1

Receiving	No.	Yards	TD	Long
Sanderfer, J.	1	9	0	9
Moore, Jayden	1	4	0	4

Punting	No.	Yds	Avg	Long	In20	TB
Lane, Ethan	3	88	29.3	33	0	0

Punt Returns	No.	Yards	TD	Long

Kick Returns	No.	Yards	TD	Long
Shannon, Darin	1	25	0	25
Jones, S.	1	22	0	22

Tackles	UA-A	Total	Sacks	TFL
Moore, Alto	4-1	4.5	0.0	0.0
Bates, Kaiden	3-1	3.5	0.0	0.0
Jones, S.	1-3	2.5	0.0	0.0
Keck, Asher	2-0	2.0	0.0	0.0

Qtr	Time	Scoring Play	V-H
1st	09:11	CPA - Law, Crews 73 yd run (Shanks, Parker kick), 4-82 2:54	7 - 0
2nd	08:56	BOYDB - Lane, Ethan 32 yd field goal, 13-58 6:56	7 - 3
	03:24	CPA - Cabell, Owen 35 yd pass from Streeter, B. (Shanks, Parker kick), 12-80 5:38	14 - 3
	00:19	CPA - Mathews, J. 8 yd pass from Streeter, B. (Shanks, Parker kick), 7-54 1:45	21 - 3

Play-by-Play Summary (3rd quarter)

CPA vs Boyd-Buchanan (Nov 30, 2023 at Chattanooga, TN)

Start of 3rd quarter, clock 12:00.

2-8	Boydb 22	CPA ball on CPA40.	

Shanks, Parker kickoff 60 yards to the BOYDB0, touchback.

BOYD-BUCHANAN drive start at 12:00.

1-10	Boydb 20	Green, David rush for 2 yards to the BOYDB22 (Chance, Steele).	
2-8	Boydb 22	Green, David rush for 3 yards to the BOYDB25 (Chance, Steele;Evans, Ondre).	
3-5	Boydb 25	Hicks, Houston sacked for loss of 10 yards to the BOYDB15 (Dickey, Eli;Abbagnaro, R.).	
4-15	Boydb 15	Lane, Ethan punt 19 yards to the BOYDB34, Law, Crews return 16 yards to the BOYDB18 (Bates, Kaiden).	

3 plays, minus 5 yards, 2:19

CPA drive start at 09:41.

1-10	Boydb 18	PENALTY CPA false start 5 yards to the BOYDB23.	
1-15	Boydb 23	Patterson, R. rush for 1 yard to the BOYDB22 (Jones, Timothy;Sanderfer, J.).	
2-14	Boydb 22	Patterson, R. rush for 8 yards to the BOYDB14 (Green, David).	
3-6	Boydb 14	Patterson, R. rush for 14 yards to the BOYDB0, 1ST DOWN CPA, TOUCHDOWN, clock 08:19.	R8
1-G	Boydb 03	Shanks, Parker kick attempt good.	

CPA 28, Boyd-Buchanan 3

3 plays, 18 yards, 1:22

Shanks, Parker kickoff 60 yards to the BOYDB0, touchback.

BOYD-BUCHANAN drive start at 08:19.

1-10	Boydb 20	Sanderfer, J. rush for 3 yards to the BOYDB23 (Law, Crews).	
2-7	Boydb 23	PENALTY BOYDB illegal procedure 5 yards to the BOYDB18.	
2-12	Boydb 18	Green, David rush for 1 yard to the BOYDB19 (Chance, Steele), PENALTY CPA face mask 15 yards to the BOYDB34, 1ST DOWN BOYDB.	X5
1-10	Boydb 34	1st and 10.	
1-10	Boydb 34	Green, David rush for 7 yards to the BOYDB41 (Law, Crews;Harris, Leroy).	
2-3	Boydb 41	Keck, Asher rush for 10 yards to the CPA49, 1ST DOWN BOYDB, out-of-bounds (Law, Crews).	R6
1-10	CPA 49	Sanderfer, J. rush for 12 yards to the CPA37, 1ST DOWN BOYDB (Magargee, Ian).	R7
1-10	CPA 37	Green, David rush for 4 yards to the CPA33 (Harris, Leroy).	
2-6	CPA 33	Keck, Asher rush for 3 yards to the CPA30 (Chance, Steele).	
3-3	CPA 30	Green, David rush for 4 yards to the CPA26, 1ST DOWN BOYDB (Dickey, Eli;Law, Crews).	R8
1-10	CPA 26	Keck, Asher rush for 1 yard to the CPA25 (Chance, Steele).	
2-9	CPA 25	Jones, S. rush for 23 yards to the CPA2, 1ST DOWN BOYDB (Gregory, Riley).	R9
1-G	CPA 02	Green, David rush for 1 yard to the CPA1 (Dickey, Eli;Beddingfield).	
2-G	CPA 01	PENALTY CPA encroachment 0 yards to the CPA1.	
2-G	CPA 01	Lowe, Brodie rush for 1 yard to the CPA0, TOUCHDOWN, clock 02:15.	
1-G	CPA 03	Lane, Ethan kick attempt good.	

CPA 28, Boyd-Buchanan 10

12 plays, 80 yards, 6:11

Lane, Ethan kickoff 58 yards to the CPA2, Parker, Weston return 28 yards to the CPA30 (Foster, Cole).

CPA drive start at 02:08.

1-10	CPA 30	Mayernick, J. rush for 1 yard to the CPA31 (Moore, Alto).	
2-9	CPA 31	Mayernick, J. rush for 2 yards to the CPA33 (Sanderfer, J.;Bates, Kaiden).	
3-7	CPA 33	Streeter, B. pass incomplete to Cabell, Owen.	
4-7	CPA 33	Vanorman, Jack punt 37 yards to the BOYDB30, Jones, S. return 11 yards to the BOYDB41 (McMillen, Jonah).	

3 plays, 3 yards, 1:28

BOYD-BUCHANAN drive start at 00:40.

1-10	Boydb 41	Keck, Asher rush for 3 yards to the BOYDB44 (Chance, Steele).	
2-7	Boydb 44	Green, David rush for 23 yards to the CPA33, 1ST DOWN BOYDB (Parker, Weston;Mathews, J.).	R10
1-10	CPA 33	Green, David rush for 4 yards to the CPA29 (Chance, Steele;Magargee, Ian).	

END OF 3rd QUARTER: CPA 28, Boyd-Buchanan 10

Quarter Summary	Score	Time Poss	1st Downs R	P	X	T	Conversions 3rd	4th	Rushing	Passing	Penalties
CPA	7	02:50	1	0	0	1	1-2	0-0	5-26	0-1-0-0	3-20
Boyd-Buchanan	7	09:10	5	0	1	6	1-2	0-0	18-95	0-0-0-0	1-5

Quickie Statistics (3rd quarter)

CPA vs Boyd-Buchanan (Nov 30, 2023 at Chattanooga, TN)

	CPA	BOYDB
Score	28	10
FIRST DOWNS	8	10
RUSHES-YARDS (NET)	25-190	34-138
PASSING YDS (NET)	101	13
Passes Att-Comp-Int	11-6-0	6-2-0
TOTAL OFFENSE PLAYS-YARDS	36-291	40-151
Fumble Returns-Yards	0-0	0-0
Punt Returns-Yards	2-24	1-11
Kickoff Returns-Yards	2-44	2-47
Interception Returns-Yards	0-0	0-0
Punts (Number-Avg)	2-38.5	4-26.8
Fumbles-Lost	0-0	0-0
Penalties-Yards	9-69	3-15
Possession Time	16:02	19:58
Third-Down Conversions	2 of 8	2 of 8
Fourth-Down Conversions	3 of 4	0 of 0

CPA

Rushing	No.	Gain	Loss	Net	TD	Lg	Avg
Law, Crews	5	94	0	94	1	73	18.8
Patterson, R.	14	79	0	79	1	14	5.6
Mayernick, J.	5	15	0	15	0	6	3.0
Streeter, B.	1	2	0	2	0	2	2.0

Passing	C-A-I	Yds	TD	Long	Sack
Streeter, B.	6-11-0	101	2	35	0

Receiving	No.	Yards	TD	Long
Cabell, Owen	2	65	1	35
Mayernick, J.	1	12	0	12
Patterson, R.	1	11	0	11
Mathews, J.	1	8	1	8

Punting	No.	Yds	Avg	Long	In20	TB
Vanorman, Jack	2	77	38.5	40	1	0

Punt Returns	No.	Yards	TD	Long
Law, Crews	1	16	0	16
Mathews, J.	1	8	0	8

Kick Returns	No.	Yards	TD	Long
Cabell, Owen	1	16	0	16
Parker, Weston	1	28	0	28

Tackles	UA-A	Total	Sacks	TFL
Chance, Steele	6-5	8.5	0.0	0.0
Law, Crews	2-6	5.0	0.0	0.0
Harris, Leroy	2-3	3.5	0.0	1.0
Magargee, Ian	2-2	3.0	1.0	1.0

Boyd-Buchanan

Rushing	No.	Gain	Loss	Net	TD	Lg	Avg
Green, David	15	72	13	59	0	23	3.9
Jones, S.	3	42	0	42	0	23	14.0
Keck, Asher	8	28	0	28	0	10	3.5
Sanderfer, J.	5	24	0	24	0	12	4.8

Passing	C-A-I	Yds	TD	Long	Sack
Hicks, Houston	2-6-0	13	0	9	2

Receiving	No.	Yards	TD	Long
Sanderfer, J.	1	9	0	9
Moore, Jayden	1	4	0	4

Punting	No.	Yds	Avg	Long	In20	TB
Lane, Ethan	4	107	26.8	33	0	0

Punt Returns	No.	Yards	TD	Long
Jones, S.	1	11	0	11

Kick Returns	No.	Yards	TD	Long
Jones, S.	1	22	0	22
Shannon, Darin	1	25	0	25

Tackles	UA-A	Total	Sacks	TFL
Moore, Alto	5-1	5.5	0.0	0.0
Bates, Kaiden	4-2	5.0	0.0	0.0
Green, David	2-2	3.0	0.0	0.0
Jones, S.	1-3	2.5	0.0	0.0

Qtr	Time	Scoring Play	V-H
1st	09:11	CPA - Law, Crews 73 yd run (Shanks, Parker kick), 4-82 2:54	7 - 0
2nd	08:56	BOYDB - Lane, Ethan 32 yd field goal, 13-58 6:56	7 - 3
	03:24	CPA - Cabell, Owen 35 yd pass from Streeter, B. (Shanks, Parker kick), 12-80 5:38	14 - 3
	00:19	CPA - Mathews, J. 8 yd pass from Streeter, B. (Shanks, Parker kick), 7-54 1:45	21 - 3
3rd	08:19	CPA - Patterson, R. 14 yd run (Shanks, Parker kick), 3-18 1:22	28 - 3
	02:15	BOYDB - Lowe, Brodie 1 yd run (Lane, Ethan kick), 12-80 6:11	28 - 10

Play-by-Play Summary (4th quarter)

CPA vs Boyd-Buchanan (Nov 30, 2023 at Chattanooga, TN)

2-6	CPA 29	Start of 4th quarter, clock 12:00.	
2-6	CPA 29	Jones, S. rush for 5 yards to the CPA24 (Mathews, J.;Chance, Steele).	
3-1	CPA 24	Sanderfer, J. rush for 3 yards to the CPA21, 1ST DOWN BOYDB (Chance, Steele).	R11
1-10	CPA 21	Green, David rush for 1 yard to the CPA20 (Chance, Steele).	
2-9	CPA 20	Jones, S. rush for 3 yards to the CPA17 (Harris, Leroy;Magargee, Ian).	
3-6	CPA 17	Jones, S. rush for 1 yard to the CPA16 (Magargee, Ian).	
4-5	CPA 16	Timeout Boyd-Buchanan, clock 08:24.	
4-5	CPA 16	Lane, Ethan field goal attempt from 33 GOOD, clock 08:20.	

CPA 28, Boyd-Buchanan 13

9 plays, 43 yards, 4:20

Lane, Ethan kickoff 60 yards to the CPA0, touchback.

CPA drive start at 08:20.

1-10	CPA 20	Streeter, B. pass complete to Evans, Ondre for loss of 1 yard to the CPA19 (Young, Jerl).	
2-11	CPA 19	Streeter, B. pass incomplete to Evans, Ondre.	
3-11	CPA 19	Streeter, B. pass complete to Cabell, Owen for 40 yards to the BOYDB41 (Green, David), PENALTY CPA holding 9 yards to the CPA10, NO PLAY.	
3-20	CPA 10	Streeter, B. pass incomplete to Kail, Gannon (Shannon, Darin).	
4-20	CPA 10	Vanorman, Jack punt 38 yards to the CPA48, downed.	

3 plays, minus 10 yards, 1:05

BOYD-BUCHANAN drive start at 07:15.

1-10	CPA 48	Sanderfer, J. rush for 1 yard to the CPA47 (Magargee, Ian;Law, Crews).	
2-9	CPA 47	Green, David rush for 3 yards to the CPA44 (Dickey, Eli;Kail, Gannon).	
3-6	CPA 44	Hicks, Houston pass incomplete to Moore, Jayden (Evans, Ondre).	
4-6	CPA 44	Hicks, Houston pass incomplete to Moore, Jayden.	

4 plays, 4 yards, 1:40

CPA drive start at 05:35.

1-10	CPA 44	Law, Crews rush for 2 yards to the CPA46 (Moore, Alto).	
2-8	CPA 46	Patterson, R. rush for 9 yards to the BOYDB45, 1ST DOWN CPA (Jones, S.).	R9
1-10	Boydb 45	Law, Crews rush for 9 yards to the BOYDB36, out-of-bounds (Keck, Asher).	
2-1	Boydb 36	Law, Crews rush for 1 yard to the BOYDB35, 1ST DOWN CPA (Moore, Alto).	R10
1-10	Boydb 35	Law, Crews rush for 15 yards to the BOYDB20, 1ST DOWN CPA, out-of-bounds.	R11
1-10	Boydb 20	Patterson, R. rush for 20 yards to the BOYDB0, 1ST DOWN CPA, TOUCHDOWN, clock 03:14.	R12
1-G	Boydb 03	Seibert, Gray kick attempt good.	

CPA 35, Boyd-Buchanan 13

6 plays, 56 yards, 2:21

Shanks, Parker kickoff 59 yards to the BOYDB1, Davis, J. return 0 yards to the BOYDB1, out-of-bounds.

BOYD-BUCHANAN drive start at 03:14.

1-10	Boydb 01	Timeout Boyd-Buchanan, clock 03:14.	
1-10	Boydb 01	Lowe, Brodie rush for 1 yard to the BOYDB2 (Abbagnaro, R.).	
2-9	Boydb 02	Sanderfer, J. rush for 3 yards to the BOYDB5 (Pistole, Warren;Chance, Steele).	
3-6	Boydb 05	Sanderfer, J. rush for 5 yards to the BOYDB10 (Kail, Gannon).	
4-1	Boydb 10	PENALTY CPA encroachment 5 yards to the BOYDB15, 1ST DOWN BOYDB.	X12
1-10	Boydb 15	Hicks, Houston pass complete to Wamack, Hudson for 9 yards to the BOYDB24 (Jennings, Josh).	
2-1	Boydb 24	Hicks, Houston pass complete to Moore, Jayden for 1 yard to the BOYDB25, 1ST DOWN BOYDB (Griggs, Ben).	P13
1-10	Boydb 25	Hicks, Houston pass incomplete to Sanderfer, J., QB hurry by Fleming, Logan.	
2-10	Boydb 25	Hicks, Houston pass incomplete to Summey, Isaac.	
3-10	Boydb 25	Hicks, Houston pass intercepted by Haraf, Tripp at the CPA31, Haraf, Tripp return 0 yards to the CPA31.	

8 plays, 24 yards, 2:54

CPA drive start at 00:20.

1-10	CPA 31	TEAM rush for loss of 5 yards to the CPA26. End of game, clock 00:00.	

1 play, minus 5 yards, 0:20

FINAL SCORE: CPA 35, Boyd-Buchanan 13

Quarter Summary	Score	Time Poss	1st Downs R	P	X	T	Conversions 3rd	4th	Rushing	Passing	Penalties
CPA	7	03:46	4	0	0	4	0-1	0-0	7-51	1-3-0-(-1)	2-14
Boyd-Buchanan	3	08:14	1	1	1	3	1-5	0-1	10-26	2-7-1-10	0-0

Quickie Statistics (4th quarter)

CPA vs Boyd-Buchanan (Nov 30, 2023 at Chattanooga, TN)

	CPA	BOYDB
Score	35	13
FIRST DOWNS	12	13
RUSHES-YARDS (NET)	32-241	44-164
PASSING YDS (NET)	100	23
Passes Att-Comp-Int	14-7-0	13-4-1
TOTAL OFFENSE PLAYS-YARDS	46-341	57-187
Fumble Returns-Yards	0-0	0-0
Punt Returns-Yards	2-24	1-11
Kickoff Returns-Yards	2-44	3-47
Interception Returns-Yards	1-0	0-0
Punts (Number-Avg)	3-38.3	4-26.8
Fumbles-Lost	0-0	0-0
Penalties-Yards	11-83	3-15
Possession Time	19:48	28:12
Third-Down Conversions	2 of 9	3 of 13
Fourth-Down Conversions	3 of 4	0 of 1

CPA

Rushing	No.	Gain	Loss	Net	TD	Lg	Avg
Law, Crews	9	121	0	121	1	73	13.4
Patterson, R.	16	108	0	108	2	20	6.8
Mayernick, J.	5	15	0	15	0	6	3.0
Streeter, B.	1	2	0	2	0	2	2.0

Passing	C-A-I	Yds	TD	Long	Sack
Streeter, B.	7-14-0	100	2	35	0

Receiving	No.	Yards	TD	Long
Cabell, Owen	2	65	1	35
Mayernick, J.	1	12	0	12
Patterson, R.	1	11	0	11
Mathews, J.	1	8	1	8

Punting	No.	Yds	Avg	Long	In20	TB
Vanorman, Jack	3	115	38.3	40	1	0

Punt Returns	No.	Yards	TD	Long
Mathews, J.	1	8	0	8
Law, Crews	1	16	0	16

Kick Returns	No.	Yards	TD	Long
Cabell, Owen	1	16	0	16
Parker, Weston	1	28	0	28

Tackles	UA-A	Total	Sacks	TFL
Chance, Steele	8-7	11.5	0.0	0.0
Law, Crews	2-7	5.5	0.0	0.0
Magargee, Ian	3-4	5.0	1.0	1.0
Harris, Leroy	2-4	4.0	0.0	1.0

Boyd-Buchanan

Rushing	No.	Gain	Loss	Net	TD	Lg	Avg
Green, David	17	76	13	63	0	23	3.7
Jones, S.	6	51	0	51	0	23	8.5
Sanderfer, J.	9	36	0	36	0	12	4.0
Keck, Asher	8	28	0	28	0	10	3.5

Passing	C-A-I	Yds	TD	Long	Sack
Hicks, Houston	4-13-1	23	0	9	2

Receiving	No.	Yards	TD	Long
Moore, Jayden	2	5	0	4
Sanderfer, J.	1	9	0	9
Wamack, Hudson	1	9	0	9

Punting	No.	Yds	Avg	Long	In20	TB
Lane, Ethan	4	107	26.8	33	0	0

Punt Returns	No.	Yards	TD	Long
Jones, S.	1	11	0	11

Kick Returns	No.	Yards	TD	Long
Shannon, Darin	1	25	0	25
Jones, S.	1	22	0	22

Tackles	UA-A	Total	Sacks	TFL
Moore, Alto	7-1	7.5	0.0	0.0
Bates, Kaiden	4-2	5.0	0.0	0.0
Jones, S.	2-3	3.5	0.0	0.0
Keck, Asher	3-0	3.0	0.0	0.0

Qtr	Time	Scoring Play	V-H
1st	09:11	CPA - Law, Crews 73 yd run (Shanks, Parker kick), 4-82 2:54	7 - 0
2nd	08:56	BOYDB - Lane, Ethan 32 yd field goal, 13-58 6:56	7 - 3
	03:24	CPA - Cabell, Owen 35 yd pass from Streeter, B. (Shanks, Parker kick), 12-80 5:38	14 - 3
	00:19	CPA - Mathews, J. 8 yd pass from Streeter, B. (Shanks, Parker kick), 7-54 1:45	21 - 3
3rd	08:19	CPA - Patterson, R. 14 yd run (Shanks, Parker kick), 3-18 1:22	28 - 3
	02:15	BOYDB - Lowe, Brodie 1 yd run (Lane, Ethan kick), 12-80 6:11	28 - 10
4th	08:20	BOYDB - Lane, Ethan 33 yd field goal, 9-43 4:20	28 - 13
	03:14	CPA - Patterson, R. 20 yd run (Seibert, Gray kick), 6-56 2:21	35 - 13

Quickie Statistics (Final)

CPA vs Boyd-Buchanan (Nov 30, 2023 at Chattanooga, TN)

	CPA	BOYDB
Score	35	13
FIRST DOWNS	12	13
RUSHES-YARDS (NET)	32-241	44-164
PASSING YDS (NET)	100	23
Passes Att-Comp-Int	14-7-0	13-4-1
TOTAL OFFENSE PLAYS-YARDS	46-341	57-187
Fumble Returns-Yards	0-0	0-0
Punt Returns-Yards	2-24	1-11
Kickoff Returns-Yards	2-44	3-47
Interception Returns-Yards	1-0	0-0
Punts (Number-Avg)	3-38.3	4-26.8
Fumbles-Lost	0-0	0-0
Penalties-Yards	11-83	3-15
Possession Time	19:44	28:16
Third-Down Conversions	2 of 9	3 of 13
Fourth-Down Conversions	3 of 4	0 of 1
Red-Zone Scores-Chances	3-3	3-3

CPA

Rushing	No.	Gain	Loss	Net	TD	Lg	Avg
Law, Crews	9	121	0	121	1	73	13.4
Patterson, R.	16	108	0	108	2	20	6.8
Mayernick, J.	5	15	0	15	0	6	3.0
Streeter, B.	1	2	0	2	0	2	2.0

Passing	C-A-I	Yds	TD	Long	Sack
Streeter, B.	7-14-0	100	2	35	0

Receiving	No.	Yards	TD	Long
Cabell, Owen	2	65	1	35
Mayernick, J.	1	12	0	12
Patterson, R.	1	11	0	11
Mathews, J.	1	8	1	8

Punting	No.	Yds	Avg	Long	In20	TB
Vanorman, Jack	3	115	38.3	40	1	0

Punt Returns	No.	Yards	TD	Long
Mathews, J.	1	8	0	8
Law, Crews	1	16	0	16

Kick Returns	No.	Yards	TD	Long
Cabell, Owen	1	16	0	16
Parker, Weston	1	28	0	28

Tackles	UA-A	Total	Sacks	TFL
Chance, Steele	8-7	11.5	0.0	0.0
Law, Crews	2-7	5.5	0.0	0.0
Magargee, Ian	3-4	5.0	1.0	1.0
Harris, Leroy	2-4	4.0	0.0	1.0

Boyd-Buchanan

Rushing	No.	Gain	Loss	Net	TD	Lg	Avg
Green, David	17	76	13	63	0	23	3.7
Jones, S.	6	51	0	51	0	23	8.5
Sanderfer, J.	9	36	0	36	0	12	4.0
Keck, Asher	8	28	0	28	0	10	3.5

Passing	C-A-I	Yds	TD	Long	Sack
Hicks, Houston	4-13-1	23	0	9	2

Receiving	No.	Yards	TD	Long
Moore, Jayden	2	5	0	4
Sanderfer, J.	1	9	0	9
Wamack, Hudson	1	9	0	9

Punting	No.	Yds	Avg	Long	In20	TB
Lane, Ethan	4	107	26.8	33	0	0

Punt Returns	No.	Yards	TD	Long
Jones, S.	1	11	0	11

Kick Returns	No.	Yards	TD	Long
Shannon, Darin	1	25	0	25
Jones, S.	1	22	0	22

Tackles	UA-A	Total	Sacks	TFL
Moore, Alto	7-1	7.5	0.0	0.0
Bates, Kaiden	4-2	5.0	0.0	0.0
Jones, S.	2-3	3.5	0.0	0.0
Keck, Asher	3-0	3.0	0.0	0.0

Qtr	Time	Scoring Play	V-H
1st	09:11	CPA - Law, Crews 73 yd run (Shanks, Parker kick), 4-82 2:49	7 - 0
2nd	08:56	BOYDB - Lane, Ethan 32 yd field goal, 13-58 6:56	7 - 3
	03:24	CPA - Cabell, Owen 35 yd pass from Streeter, B. (Shanks, Parker kick), 12-80 5:32	14 - 3
	00:19	CPA - Mathews, J. 8 yd pass from Streeter, B. (Shanks, Parker kick), 7-54 1:45	21 - 3
3rd	08:19	CPA - Patterson, R. 14 yd run (Shanks, Parker kick), 3-18 1:22	28 - 3
	02:15	BOYDB - Lowe, Brodie 1 yd run (Lane, Ethan kick), 12-80 6:04	28 - 10
4th	08:20	BOYDB - Lane, Ethan 33 yd field goal, 9-43 4:20	28 - 13
	03:14	CPA - Patterson, R. 20 yd run (Seibert, Gray kick), 6-56 2:21	35 - 13

2022 Division II Class AA State Football Playoffs

November 4 - December 1, 2022

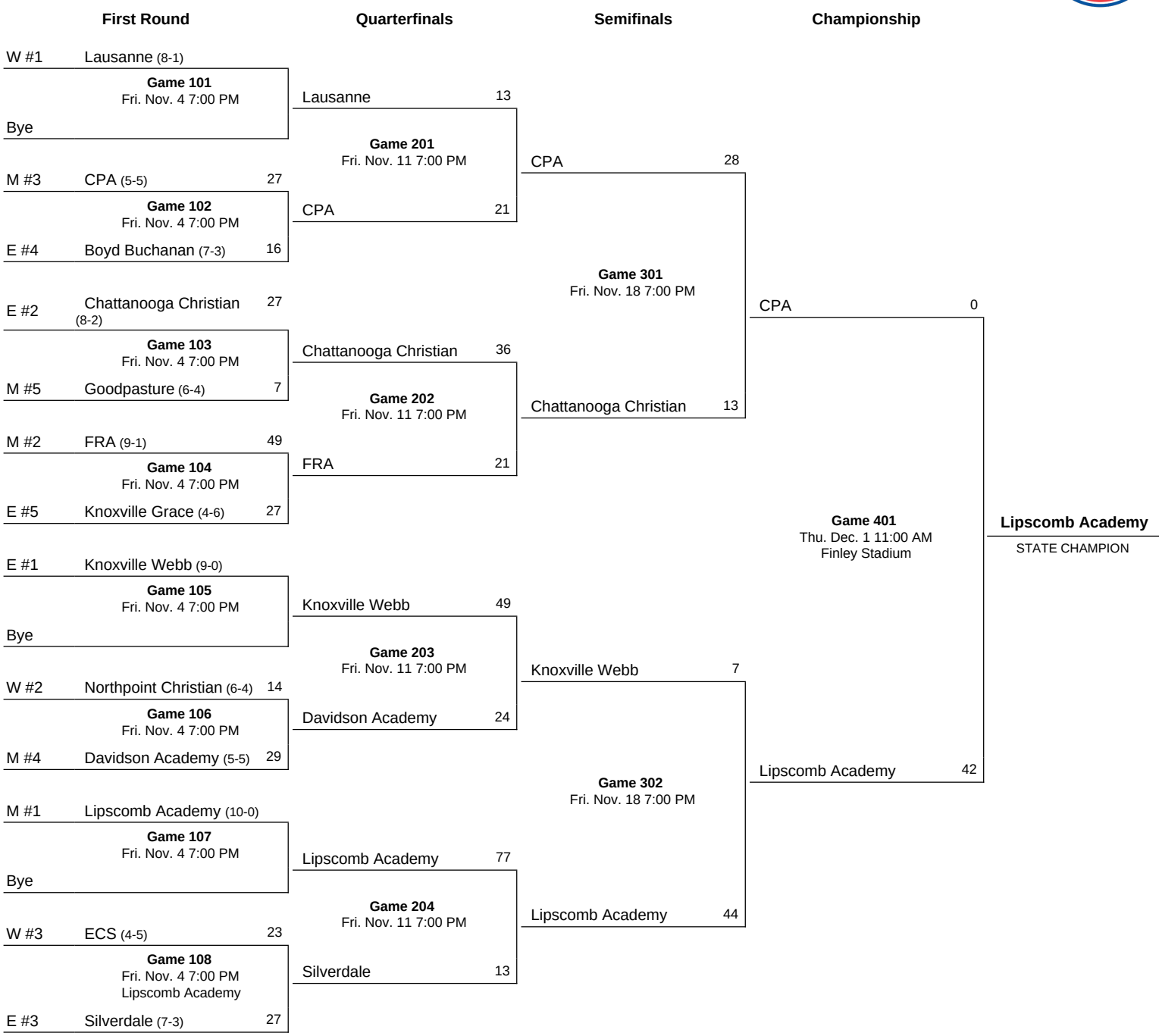

Notes:
All times are local time. The higher seeded team will host through the Semifinal Round. In the First Round, the neutral site for the #3 East team vs. #3 West team will be determined prior to the start of the season. If the #2 Middle and #2 East teams meet in the Quarterfinals, the #2 East team will host. If the #1 Middle and #1 East teams meet in the Semifinals, the #1 East team will host.

Scoring Summary (Final)
TSSAA Blue Cross Bowl
Christ Presbyterian vs Lipscomb Academy (Dec. 1, 2022 at Chattanooga, Tenn.)

Christ Presbyterian (8-6) vs. Lipscomb Academy (13-0)
Date: Dec. 1, 2022 • Site: Chattanooga, Tenn. • Stadium: Finley Stadium
Attendance:

Score by Quarters	1	2	3	4	Total
Christ Presbyterian	0	0	0	0	0
Lipscomb Academy	7	21	14	0	42

Qtr	Time	Scoring Play	V-H
1st	04:36	LIPSCOMB - Patterson, Drew 3 yd run (High, Hunter kick), 14-87 4:25	0 - 7
2nd	11:53	LIPSCOMB - Sherrill, M. 14 yd pass from Brown, Hank (High, Hunter kick), 8-57 3:03	0 - 14
	05:27	LIPSCOMB - Sherrill, M. 19 yd run (High, Hunter kick), 9-87 6:21	0 - 21
	01:15	LIPSCOMB - Patterson, Drew 3 yd run (High, Hunter kick), 6-41 2:18	0 - 28
3rd	07:23	LIPSCOMB - Sherrill, M. 2 yd pass from Brown, Hank (High, Hunter kick), 3-2 1:29	0 - 35
	01:57	LIPSCOMB - Sherrill, M. 41 yd pass from Brown, Hank (Nabours, S. kick), 4-59 2:50	0 - 42

Kickoff time: 11:08 am • End of Game: 1:28 pm • Total elapsed time: 2:20
Officials: Referee: Ben Lawson; Umpire: Joshua Craddock; Linesman: Randy Ingram;
Line judge: Shane Qualls; Back judge: Jimmy Melton; Field judge: Mark Wilson;
Side judge: Dwayne Gross; Center judge: Luke Bussey-ECO;
Temperature: 38 • Wind: ENE 6 • Weather: Partly Cloudy
Most Outstanding Player: Maureice Sherill, Lipscomb Academy

Team Statistics (Final)
TSSAA Blue Cross Bowl
Christ Presbyterian vs Lipscomb Academy (Dec. 1, 2022 at Chattanooga, Tenn.)

	CPA	LIPSCOM
FIRST DOWNS	5	23
Rushing	2	12
Passing	2	10
Penalty	1	1
NET YARDS RUSHING	42	168
Rushing Attempts	13	33
Average Per Rush	3.2	5.1
Rushing Touchdowns	0	3
Yards Gained Rushing	46	170
Yards Lost Rushing	4	2
NET YARDS PASSING	38	268
Completions-Attempts-Int	5-22-1	23-28-0
Average Per Attempt	1.7	9.6
Average Per Completion	7.6	11.7
Passing Touchdowns	0	3
TOTAL OFFENSE YARDS	80	436
Total offense plays	35	61
Average Gain Per Play	2.3	7.1
Fumbles: Number-Lost	0-0	0-0
Penalties: Number-Yards	2-20	7-70
PUNTS-YARDS	6-232	1-41
Average Yards Per Punt	38.7	41.0
Net Yards Per Punt	29.5	36.0
Inside 20	1	0
50+ Yards	0	0
Touchbacks	0	0
Fair catch	1	0
KICKOFFS-YARDS	1-58	7-268
Average Yards Per Kickoff	58.0	38.3
Net Yards Per Kickoff	38.0	34.4
Touchbacks	0	0
Fair Catch Yards	0	0
Punt returns: Number-Yards-TD	1-5-0	1-55-0
Average Per Return	5.0	55.0
Kickoff returns: Number-Yds-TD	6-27-0	1-20-0
Average Per Return	4.5	20.0
Interceptions: Number-Yds-TD	0-0-0	1-50-0
Fumble Returns: Number-Yds-TD	0-0-0	0-0-0
Miscellaneous Yards	0	0
Possession Time	17:30	30:30
1st Quarter	3:10	8:50
2nd Quarter	2:45	9:15
3rd Quarter	7:41	4:19
4th Quarter	3:54	8:06
Third-Down Conversions	1 of 9	10 of 11
Fourth-Down Conversions	1 of 2	0 of 0
Red-Zone Scores-Chances	0-1	5-6
Touchdowns	0-1	5-6
Field goals	0-1	0-6
Sacks By: Number-Yards	0-0	1-4
PAT Kicks	0-0	6-6
Field Goals	0-0	0-0
Points off turnovers	0	7

Individual Statistics (Final)
TSSAA Blue Cross Bowl
Christ Presbyterian vs Lipscomb Academy (Dec. 1, 2022 at Chattanooga, Tenn.)

Christ Presbyterian

Rushing	No.	Gain	Loss	Net	TD	Lg	Avg
Keck, Asher	7	22	0	22	0	12	3.1
Law, Crews	3	12	0	12	0	5	4.0
Vaccaro, Thomas	1	7	0	7	0	7	7.0
McCluskey, R.	1	5	0	5	0	5	5.0
Streeter, B.	1	0	4	-4	0	0	-4.0
Totals	13	46	4	42	0	12	3.2

Passing	C-A-I	Yds	TD	Long	Sack
Streeter, B.	4-15-0	36	0	27	1
Vaccaro, Thomas	1-7-1	2	0	2	0
Totals	5-22-1	38	0	27	1

Receiving	No.	Yards	TD	Long
Brown, Trey	3	34	0	27
Humphreys, L.	1	2	0	2
Keck, Asher	1	2	0	2
Totals	5	38	0	27

Punting	No.	Yds	Avg	Long	In20	TB
Humphreys, L.	6	232	38.7	48	1	0
Totals	6	232	38.7	48	1	0

	Punt			Kickoff			Intercept		
Returns	No	Yds	Lg	No	Yds	Lg	No	Yds	Lg
Mathews, J.	1	5	5	0	0	0	0	0	0
Keck, Asher	0	0	0	2	16	9	0	0	0
Evans, Ondre	0	0	0	1	13	13	0	0	0
Cain, Carter	0	0	0	1	-5	0	0	0	0
Harris, Leroy	0	0	0	1	-2	0	0	0	0
Dillard, Easton	0	0	0	1	5	5	0	0	0
Totals	1	5	5	6	27	13	0	0	0

Field goals	Qtr	Time	Dist	Result

Kickoffs	No.	Yards	Avg	TB	OB
Walker, Hunter	1	58	58.0	0	0

All-purpose	Run	Rcv	KR	PR	IR	Total
Keck, Asher	22	2	16	0	0	40
Brown, Trey	0	34	0	0	0	34
Evans, Ondre	0	0	13	0	0	13
Law, Crews	12	0	0	0	0	12

Lipscomb Academy

Rushing	No.	Gain	Loss	Net	TD	Lg	Avg
Patterson, Drew	20	86	2	84	2	15	4.2
Sherrill, M.	7	60	0	60	1	19	8.6
Burton, Micah	5	20	0	20	0	6	4.0
Brown, Hank	1	4	0	4	0	4	4.0
Totals	33	170	2	168	3	19	5.1

Passing	C-A-I	Yds	TD	Long	Sack
Brown, Hank	23-28-0	268	3	41	0
Totals	23-28-0	268	3	41	0

Receiving	No.	Yards	TD	Long
Sherrill, M.	11	141	3	41
Wroblewski, D.	4	56	0	31
Lorick, Dillon	3	39	0	16
Spillman, N.	2	18	0	9
Burton, Micah	2	10	0	5
Whitefield, B.	1	4	0	4
Totals	23	268	3	41

Punting	No.	Yds	Avg	Long	In20	TB
Husak, Payton	1	41	41.0	41	0	0
Totals	1	41	41.0	41	0	0

	Punt			Kickoff			Intercept		
Returns	No	Yds	Lg	No	Yds	Lg	No	Yds	Lg
Beasley, Kaleb	1	55	55	0	0	0	1	50	50
Sherrill, M.	0	0	0	1	20	20	0	0	0
Totals	1	55	55	1	20	20	1	50	50

Field goals	Qtr	Time	Dist	Result

Kickoffs	No.	Yards	Avg	TB	OB
High, Hunter	7	268	38.3	0	1

All-purpose	Run	Rcv	KR	PR	IR	Total
Sherrill, M.	60	141	20	0	0	221
Beasley, Kaleb	0	0	0	55	50	105
Patterson, Drew	84	0	0	0	0	84
Wroblewski, D.	0	56	0	0	0	56

FUMBLES: Christ Presbyterian-None. Lipscomb Academy-None.

Defensive Statistics (Final)
TSSAA Blue Cross Bowl
Christ Presbyterian vs Lipscomb Academy (Dec. 1, 2022 at Chattanooga, Tenn.)

#	Christ Presbyterian	Solo	Ast	Total	Sacks-Yds	TFL-Yds	FF	FR-Yds	Int-Yds	BrUp	Blks	QBH
11	Law, Crews	5	4	7.0	-	-	-	-	-	-	-	-
2	Dillard, Easton	5	3	6.5	-	-	-	-	-	-	-	-
31	Harris, Leroy	5	2	6.0	-	2.0-2	-	-	-	-	-	-
26	Mathews, J.	4	3	5.5	-	-	-	-	-	-	-	-
16	Burklow, Bo	3	3	4.5	-	-	-	-	-	-	-	-
9	Gregory, Riley	3	2	4.0	-	-	-	-	-	-	-	-
8	Jernigan, Timmy	2	1	2.5	-	-	-	-	-	-	-	-
6	Stout, Whit	1	3	2.5	-	-	-	-	-	-	-	-
10	Madden, Reid	1	1	1.5	-	-	-	-	-	-	-	-
3	Jennings, Josh	1	0	1.0	-	-	-	-	-	-	-	-
5	Vaccaro, Thomas	1	0	1.0	-	-	-	-	-	-	-	-
1	Evans, Ondre	1	0	1.0	-	-	-	-	-	1	-	-
54	Abbagnaro, R.	1	0	1.0	-	-	-	-	-	-	-	-
22	Cain, Carter	0	2	1.0	-	-	-	-	-	-	-	-
32	Chance, Steele	0	1	0.5	-	-	-	-	-	-	-	-
64	Godfrey, Sam	0	1	0.5	-	-	-	-	-	-	-	-
21	Humphreys, L.	0	1	0.5	-	-	-	-	-	-	-	-
73	Wolters, James	0	1	0.5	-	-	-	-	-	-	-	-
	Totals	33	28	47.0	0.0-0	2.0-2	0	0-0	0-0	1	0	0

#	Lipscomb Academy	Solo	Ast	Total	Sacks-Yds	TFL-Yds	FF	FR-Yds	Int-Yds	BrUp	Blks	QBH
13	Spillman, Edwin	4	1	4.5	-	1.0-1	-	-	-	-	-	-
4	Johnson II, M.	2	1	2.5	-	-	-	-	-	-	-	-
2	Loving, Bryant	2	1	2.5	-	-	-	-	-	-	-	-
11	Longwell, Bryan	1	3	2.5	-	-	-	-	-	-	-	-
7	Williamson, J.	2	0	2.0	-	-	-	-	-	-	-	-
15	High, Hunter	1	1	1.5	-	-	-	-	-	-	-	-
5	Spillman, N.	1	1	1.5	-	-	-	-	-	-	-	-
1	Beasley, Kaleb	1	1	1.5	-	-	-	-	1-50	-	-	-
99	Carter, Antonio	1	1	1.5	1.0-4	1.0-4	-	-	-	-	-	-
21	Morton, Nathan	1	0	1.0	-	-	-	-	-	-	-	-
44	Rubin, Joshua	1	0	1.0	-	-	-	-	-	-	-	-
32	Wilkerson, M.	0	1	0.5	-	-	-	-	-	-	-	-
12	Kilburg, J.	0	1	0.5	-	-	-	-	-	-	-	-
6	Whitefield, B.	0	1	0.5	-	-	-	-	-	-	-	-
9	Thompson, Kris	0	1	0.5	-	-	-	-	-	1	-	1
	Totals	17	14	24.0	1.0-4	2.0-5	0	0-0	1-50	1	0	1

Drive Chart (By Team) (Final)
TSSAA Blue Cross Bowl
Christ Presbyterian vs Lipscomb Academy (Dec. 1, 2022 at Chattanooga, Tenn.)

		Drive Started			Drive Ended			Consumed	
Team	Qtr	Spot	Time	Obtained	Spot	Time	How lost	Pl - Yds	TOP
CPA	1st	C49	10:31	Punt	L45	09:01	Punt	3 - 6	1:30
CPA		C23	04:29	Kickoff	C27	02:56	Punt	3 - 4	1:33
CPA	2nd	C34	11:48	Kickoff	L13	11:48	Downs	9 - 53	0:00 .
CPA		C50	05:27	Kickoff	C48	03:33	Punt	3 - (2)	1:54
CPA		C42	01:07	Kickoff	C36	00:29	Punt	3 - (6)	0:38
CPA	3rd	C22	11:54	Kickoff	C40	08:52	Interception	6 - 18	3:02
CPA		C12	07:15	Kickoff	C14	04:47	Punt	3 - 2	2:28
CPA		C22	01:50	Kickoff	C37	08:06	Punt	5 - 15	5:44

Christ Presbyterian	1st Qtr	2nd Qtr	3rd Qtr	4th Qtr	1st Half	2nd Half	Total
Time of possession	03:10	02:45	07:41	03:54	05:55	11:35	17:30
3rd down conversions	0-2	1-4	0-2	0-1	1-6	0-3	1-9
Average field position	C36	C42	C18	-	C39	C18	C31
4th down conversions	0-0	0-1	1-1	0-0	0-1	1-1	1-2

		Drive Started			Drive Ended			Consumed	
Team	Qtr	Spot	Time	Obtained	Spot	Time	How lost	Pl - Yds	TOP
LIPSCO	1st	L22	12:00	Kickoff	L15	10:31	Punt	3 - (7)	1:29
LIPSCO		L13	09:01	Punt	C00	04:36	*TOUCHDOWN	14 - 87	4:25 .
LIPSCO		L43	02:56	Punt	C00	11:53	*TOUCHDOWN	8 - 57	3:03 .
LIPSCO	2nd	L13	11:48	Downs	C00	05:27	*TOUCHDOWN	9 - 87	6:21 .
LIPSCO		C41	03:33	Punt	C00	01:15	*TOUCHDOWN	6 - 41	2:18 .
LIPSCO		L21	00:29	Punt	L44	00:00	End of half	3 - 23	0:29
LIPSCO	3rd	C02	08:52	Interception	C00	07:23	*TOUCHDOWN	3 - 2	1:29 .
LIPSCO		L41	04:47	Punt	C00	01:57	*TOUCHDOWN	4 - 59	2:50
LIPSCO	4th	L29	08:06	Punt	C09	00:00	End of half	11 - 62	8:06 .

Lipscomb Academy	1st Qtr	2nd Qtr	3rd Qtr	4th Qtr	1st Half	2nd Half	Total
Time of possession	08:50	09:15	04:19	08:06	18:05	12:25	30:30
3rd down conversions	4-4	3-3	2-2	1-2	7-7	3-4	10-11
Average field position	L26	L31	C31	L29	L28	C44	L37
4th down conversions	0-0	0-0	0-0	0-0	0-0	0-0	0-0

Drive Chart (By Quarter) (Final)
TSSAA Blue Cross Bowl
Christ Presbyterian vs Lipscomb Academy (Dec. 1, 2022 at Chattanooga, Tenn.)

		Drive Started			Drive Ended			Consumed	
Team	Qtr	Spot	Time	Obtained	Spot	Time	How lost	Pl - Yds	TOP
LIPSCO	1st	L22	12:00	Kickoff	L15	10:31	Punt	3 - (7)	1:29
CPA		C49	10:31	Punt	L45	09:01	Punt	3 - 6	1:30
LIPSCO		L13	09:01	Punt	C00	04:36	*TOUCHDOWN	14 - 87	4:25 .
CPA		C23	04:29	Kickoff	C27	02:56	Punt	3 - 4	1:33
LIPSCO		L43	02:56	Punt	C00	11:53	*TOUCHDOWN	8 - 57	3:03 .
CPA	2nd	C34	11:48	Kickoff	L13	11:48	Downs	9 - 53	0:00 .
LIPSCO		L13	11:48	Downs	C00	05:27	*TOUCHDOWN	9 - 87	6:21 .
CPA		C50	05:27	Kickoff	C48	03:33	Punt	3 - (2)	1:54
LIPSCO		C41	03:33	Punt	C00	01:15	*TOUCHDOWN	6 - 41	2:18 .
CPA		C42	01:07	Kickoff	C36	00:29	Punt	3 - (6)	0:38
LIPSCO		L21	00:29	Punt	L44	00:00	End of half	3 - 23	0:29
CPA	3rd	C22	11:54	Kickoff	C40	08:52	Interception	6 - 18	3:02
LIPSCO		C02	08:52	Interception	C00	07:23	*TOUCHDOWN	3 - 2	1:29 .
CPA		C12	07:15	Kickoff	C14	04:47	Punt	3 - 2	2:28
LIPSCO		L41	04:47	Punt	C00	01:57	*TOUCHDOWN	4 - 59	2:50
CPA		C22	01:50	Kickoff	C37	08:06	Punt	5 - 15	5:44
LIPSCO	4th	L29	08:06	Punt	C09	00:00	End of half	11 - 62	8:06 .

Play-by-Play Summary (1st quarter)

Christ Presbyterian vs Lipscomb Academy (Dec. 1, 2022 at Chattanooga, Tenn.)

Captains: CPA Burklow, T. Brown, Stout, Humphreys
Captains: Lipscomb H. Brown, Longwell, High, Austin
Lipscomb wins toss and will receive; CPA will defend west goal

Walker, Hunter kickoff 58 yards to the LIPSCOMB2, Sherrill, M. return 20 yards to the LIPSCOMB22 (Gregory, Riley).

1-10 Lipscomb 22 Brown, Hank pass complete to Spillman, N. for 9 yards to the LIPSCOMB31 (Harris, Leroy).
2-1 Lipscomb 31 Patterson, Drew rush for no gain to the LIPSCOMB31 (Mathews, J.;Burklow, Bo).
3-1 Lipscomb 31 Patterson, Drew rush for loss of 1 yard to the LIPSCOMB30 (Harris, Leroy), PENALTY LIPSCOMB personal foul 15 yards to the LIPSCOMB15.
3-17 Lipscomb 15 4th and 17.
4-17 Lipscomb 15 Husak, Payton punt 41 yards to the CPA44, Mathews, J. return 5 yards to the CPA49 (Whitefield, B.;Wilkerson, M.).

3 plays, minus 7 yards, 1:29

CHRIST PRESBYTERIAN drive start at 10:31.

1-10 CPA 49 Keck, Asher rush for 1 yard to the 50 yardline (Beasley, Kaleb;Johnson II, M.).
2-9 CPA 50 Law, Crews rush for 5 yards to the LIPSCOMB45 (Longwell, Bryan;Loving, Bryant).
3-4 Lipscomb 45 Streeter, B. pass incomplete to Burklow, Bo.
4-4 Lipscomb 45 Humphreys, L. punt 32 yards to the LIPSCOMB13, downed.

3 plays, 6 yards, 1:30

LIPSCOMB ACADEMY drive start at 09:01.

1-10 Lipscomb 13 Patterson, Drew rush for 3 yards to the LIPSCOMB16 (Stout, Whit;Godfrey, Sam).
2-7 Lipscomb 16 Brown, Hank pass complete to Sherrill, M. for 12 yards to the LIPSCOMB28, 1ST DOWN LIPSCOMB (Law, Crews). P1
1-10 Lipscomb 28 Sherrill, M. rush for 6 yards to the LIPSCOMB34, out-of-bounds (Dillard, Easton).
2-4 Lipscomb 34 Patterson, Drew rush for 8 yards to the LIPSCOMB42, 1ST DOWN LIPSCOMB (Dillard, Easton). R2
1-10 Lipscomb 42 Patterson, Drew rush for 5 yards to the LIPSCOMB47 (Humphreys, L.;Burklow, Bo).
2-5 Lipscomb 47 Brown, Hank pass complete to Lorick, Dillon for 15 yards to the CPA38, 1ST DOWN LIPSCOMB. P3
1-10 CPA 38 Brown, Hank pass incomplete to Sherrill, M..
2-10 CPA 38 Brown, Hank pass complete to Spillman, N. for 9 yards to the CPA29 (Mathews, J.).
3-1 CPA 29 Patterson, Drew rush for 9 yards to the CPA20, 1ST DOWN LIPSCOMB (Harris, Leroy;Mathews, J.). R4
1-10 CPA 20 PENALTY LIPSCOMB personal foul off-setting, PENALTY CPA personal foul off-setting.
1-10 CPA 20 Brown, Hank pass complete to Burton, Micah for 5 yards to the CPA15, out-of-bounds (Harris, Leroy).
2-5 CPA 15 Patterson, Drew rush for 1 yard to the CPA14 (Dillard, Easton).
3-4 CPA 14 Sherrill, M. rush for 7 yards to the CPA7, 1ST DOWN LIPSCOMB (Law, Crews). R5
1-G CPA 07 Patterson, Drew rush for 4 yards to the CPA3 (Law, Crews).
2-G CPA 03 Patterson, Drew rush for 3 yards to the CPA0, TOUCHDOWN, clock 04:36.
1-G CPA 03 High, Hunter kick attempt good.

Lipscomb Academy 7, Christ Presbyterian 0

14 plays, 87 yards, 4:32

High, Hunter kickoff 50 yards to the CPA10, Evans, Ondre return 13 yards to the CPA23 (Loving, Bryant).

CHRIST PRESBYTERIAN drive start at 04:29.

1-10 CPA 23 Keck, Asher rush for 1 yard to the CPA24 (Beasley, Kaleb).
2-9 CPA 24 Law, Crews rush for 3 yards to the CPA27 (High, Hunter).
3-6 CPA 27 Streeter, B. pass incomplete to Humphreys, L..
4-6 CPA 27 Humphreys, L. punt 30 yards to the LIPSCOMB43, out-of-bounds.

3 plays, 4 yards, 1:33

LIPSCOMB ACADEMY drive start at 02:56.

1-10 Lipscomb 43 Burton, Micah rush for 1 yard to the LIPSCOMB44 (Abbagnaro, R.).
2-9 Lipscomb 44 Brown, Hank pass complete to Sherrill, M. for 5 yards to the LIPSCOMB49 (Evans, Ondre).
3-4 Lipscomb 49 Brown, Hank pass complete to Wroblewski, D. for 6 yards to the CPA45, 1ST DOWN LIPSCOMB, out-of-bounds. P6
1-10 CPA 45 Brown, Hank pass complete to Wroblewski, D. for 15 yards to the CPA30, 1ST DOWN LIPSCOMB (Burklow, Bo). P7
1-10 CPA 30 Brown, Hank pass complete to Sherrill, M. for 2 yards to the CPA28 (Wolters, James;Gregory, Riley).
2-8 CPA 28 Patterson, Drew rush for 3 yards to the CPA25 (Burklow, Bo).
3-5 CPA 25 Timeout Lipscomb Academy, clock 00:05.
3-5 CPA 25 Sherrill, M. rush for 11 yards to the CPA14, 1ST DOWN LIPSCOMB, out-of-bounds (Mathews, J.). R8

END OF 1st QUARTER: Lipscomb Academy 7, Christ Presbyterian 0

Quarter Summary	Score	Time Poss	1st Downs R	P	X	T	Conversions 3rd	4th	Rushing	Passing	Penalties
Christ Presbyterian	0	03:03	0	0	0	0	0-2	0-0	4-10	0-2-0-0	0-0
Lipscomb Academy	7	08:57	4	4	0	8	2-2	0-0	14-60	9-10-0-78	1-15

Quickie Statistics (1st quarter only)

Christ Presbyterian vs Lipscomb Academy (Dec. 1, 2022 at Chattanooga, Tenn.)

	CPA	LIPSCOMB
Score	0	7
FIRST DOWNS	0	8
RUSHES-YARDS (NET)	4-10	14-60
PASSING YDS (NET)	0	78
Passes Att-Comp-Int	2-0-0	10-9-0
TOTAL OFFENSE PLAYS-YARDS	6-10	24-138
Fumble Returns-Yards	0-0	0-0
Punt Returns-Yards	1-5	0-0
Kickoff Returns-Yards	1-13	1-20
Interception Returns-Yards	0-0	0-0
Punts (Number-Avg)	2-31.0	1-41.0
Fumbles-Lost	0-0	0-0
Penalties-Yards	0-0	1-15
Possession Time	03:03	08:57
Third-Down Conversions	0 of 2	4 of 4
Fourth-Down Conversions	0 of 0	0 of 0

Christ Presbyterian

Rushing	No.	Gain	Loss	Net	TD	Lg	Avg
Law, Crews	2	8	0	8	0	5	4.0
Keck, Asher	2	2	0	2	0	1	1.0

Passing	C-A-I	Yds	TD	Long	Sack
Streeter, B.	0-2-0	0	0	0	0

Receiving	No.	Yards	TD	Long

Punting	No.	Yds	Avg	Long	In20	TB
Humphreys, L.	2	62	31.0	32	1	0

Punt Returns	No.	Yards	TD	Long
Mathews, J.	1	5	0	5

Kick Returns	No.	Yards	TD	Long
Evans, Ondre	1	13	0	13

Tackles	UA-A	Total	Sacks	TFL
Harris, Leroy	3-1	3.5	0.0	1.0
Dillard, Easton	3-0	3.0	0.0	0.0
Law, Crews	3-0	3.0	0.0	0.0
Burklow, Bo	2-2	3.0	0.0	0.0

Lipscomb Academy

Rushing	No.	Gain	Loss	Net	TD	Lg	Avg
Patterson, Drew	10	36	1	35	1	9	3.5
Sherrill, M.	3	24	0	24	0	11	8.0
Burton, Micah	1	1	0	1	0	1	1.0

Passing	C-A-I	Yds	TD	Long	Sack
Brown, Hank	9-10-0	78	0	15	0

Receiving	No.	Yards	TD	Long
Sherrill, M.	3	19	0	12
Wroblewski, D.	2	21	0	15
Spillman, N.	2	18	0	9
Lorick, Dillon	1	15	0	15

Punting	No.	Yds	Avg	Long	In20	TB
Husak, Payton	1	41	41.0	41	0	0

Punt Returns	No.	Yards	TD	Long

Kick Returns	No.	Yards	TD	Long
Sherrill, M.	1	20	0	20

Tackles	UA-A	Total	Sacks	TFL
Loving, Bryant	1-1	1.5	0.0	0.0
Beasley, Kaleb	1-1	1.5	0.0	0.0
High, Hunter	1-0	1.0	0.0	0.0
Johnson II, M.	0-1	0.5	0.0	0.0

Qtr	Time	Scoring Play	V-H
1st	04:36	LIPSCOMB - Patterson, Drew 3 yd run (High, Hunter kick), 14-87 4:32	0 - 7

Play-by-Play Summary (2nd quarter)

Christ Presbyterian vs Lipscomb Academy (Dec. 1, 2022 at Chattanooga, Tenn.)

1-10	CPA 14	Start of 2nd quarter, clock 12:00.	
1-10	CPA 14	Brown, Hank pass complete to Sherrill, M. for 14 yards to the CPA0, 1ST DOWN LIPSCOMB, TOUCHDOWN, clock 11:53.	P9
1-G	CPA 03	High, Hunter kick attempt good.	

Lipscomb Academy 14, Christ Presbyterian 0

8 plays, 57 yards, 3:08

High, Hunter kickoff 24 yards to the CPA36, Harris, Leroy return -2 yards to the CPA34 (Kilburg, J.;Spillman, Edwin).

CHRIST PRESBYTERIAN drive start at 11:48.

1-10	CPA 34	Streeter, B. pass complete to Brown, Trey for 27 yards to the LIPSCOMB39, 1ST DOWN CPA, out-of-bounds (Loving, Bryant).	P1
1-10	Lipscomb 39	Keck, Asher rush for 3 yards to the LIPSCOMB36 (Spillman, Edwin).	
2-7	Lipscomb 36	Keck, Asher rush for 1 yard to the LIPSCOMB35 (Longwell, Bryan;Carter, Antonio).	
3-6	Lipscomb 35	Streeter, B. pass complete to Brown, Trey for 8 yards to the LIPSCOMB27, 1ST DOWN CPA.	P2
1-10	Lipscomb 27	Keck, Asher rush for 12 yards to the LIPSCOMB15, 1ST DOWN CPA (Spillman, N.).	R3
1-10	Lipscomb 15	Keck, Asher rush for 2 yards to the LIPSCOMB13 (Spillman, N.;Thompson, Kris).	
2-8	Lipscomb 13	Streeter, B. pass incomplete to Burklow, Bo.	
3-8	Lipscomb 13	Streeter, B. pass incomplete to Humphreys, L..	
4-8	Lipscomb 13	Streeter, B. pass incomplete to Brown, Trey, QB hurry by Thompson, Kris.	

9 plays, 53 yards, 0:00

LIPSCOMB ACADEMY drive start at 11:48.

1-10	Lipscomb 13	Brown, Hank pass incomplete to Patterson, Drew, PENALTY CPA personal foul 15 yards to the LIPSCOMB28, 1ST DOWN LIPSCOMB.	X10
1-10	Lipscomb 28	1st and 10.	
1-10	Lipscomb 28	PENALTY LIPSCOMB substitution infraction 5 yards to the LIPSCOMB23.	
1-15	Lipscomb 23	Sherrill, M. rush for 5 yards to the LIPSCOMB28 (Chance, Steele;Stout, Whit).	
2-10	Lipscomb 28	Patterson, Drew rush for 6 yards to the LIPSCOMB34 (Law, Crews;Dillard, Easton).	
3-4	Lipscomb 34	Burton, Micah rush for 6 yards to the LIPSCOMB40, 1ST DOWN LIPSCOMB (Harris, Leroy;Dillard, Easton).	R11
1-10	Lipscomb 40	Brown, Hank pass complete to Wroblewski, D. for 31 yards to the CPA29, 1ST DOWN LIPSCOMB (Mathews, J.;Gregory, Riley), PENALTY CPA holding declined.	P12
1-10	CPA 29	Brown, Hank rush for 4 yards to the CPA25, out-of-bounds (Law, Crews).	
2-6	CPA 25	Burton, Micah rush for 6 yards to the CPA19, 1ST DOWN LIPSCOMB (Law, Crews).	R13
1-10	CPA 19	Brown, Hank pass incomplete to Sherrill, M. (Evans, Ondre).	
2-10	CPA 19	Sherrill, M. rush for 19 yards to the CPA0, 1ST DOWN LIPSCOMB, TOUCHDOWN, clock 05:27.	R14
1-G	CPA 03	High, Hunter kick attempt good.	

Lipscomb Academy 21, Christ Presbyterian 0

1-G	Lipscomb 40	PENALTY LIPSCOMB unsportsmanlike conduct 15 yards to the LIPSCOMB25.	

9 plays, 87 yards, 6:21

High, Hunter kickoff 36 yards to the CPA39, out-of-bounds, CPA ball on 50 yardline.

CHRIST PRESBYTERIAN drive start at 05:27.

1-10	CPA 50	Streeter, B. pass complete to Humphreys, L. for 2 yards to the LIPSCOMB48 (Longwell, Bryan).	
2-8	Lipscomb 48	Streeter, B. pass incomplete to Brown, Trey.	
3-8	Lipscomb 48	Streeter, B. sacked for loss of 4 yards to the CPA48 (Carter, Antonio).	
4-12	CPA 48	Timeout Christ Presbyterian, clock 03:51.	
4-12	CPA 48	Humphreys, L. punt 48 yards to the LIPSCOMB4, Beasley, Kaleb return 55 yards to the CPA41 (Dillard, Easton).	

3 plays, minus 2 yards, 1:54

LIPSCOMB ACADEMY drive start at 03:33.

1-10	CPA 41	PENALTY LIPSCOMB false start 5 yards to the CPA46.	
1-15	CPA 46	Brown, Hank pass complete to Burton, Micah for 5 yards to the CPA41, out-of-bounds (Dillard, Easton).	
2-10	CPA 41	PENALTY LIPSCOMB false start 5 yards to the CPA46.	
2-15	CPA 46	Brown, Hank pass complete to Sherrill, M. for 13 yards to the CPA33 (Gregory, Riley).	
3-2	CPA 33	Timeout Lipscomb Academy, clock 02:31.	
3-2	CPA 33	Patterson, Drew rush for 4 yards to the CPA29, 1ST DOWN LIPSCOMB (Mathews, J.).	R15
1-10	CPA 29	Brown, Hank pass complete to Sherrill, M. for 22 yards to the CPA7, 1ST DOWN LIPSCOMB, out-of-bounds (Gregory, Riley).	P16
1-G	CPA 07	Brown, Hank pass complete to Wroblewski, D. for 4 yards to the CPA3 (Jernigan, Timmy).	
2-G	CPA 03	Patterson, Drew rush for 3 yards to the CPA0, TOUCHDOWN, clock 01:15.	
1-G	CPA 03	High, Hunter kick attempt good.	

Lipscomb Academy 28, Christ Presbyterian 0

6 plays, 41 yards, 2:26

High, Hunter kickoff 23 yards to the CPA37, Dillard, Easton return 5 yards to the CPA42 (Williamson, J.).

CHRIST PRESBYTERIAN drive start at 01:07.

1-10	CPA 42	Streeter, B. pass incomplete to Keck, Asher.	
2-10	CPA 42	Streeter, B. pass incomplete to Humphreys, L..	

Play-by-Play Summary (2nd quarter)

Christ Presbyterian vs Lipscomb Academy (Dec. 1, 2022 at Chattanooga, Tenn.)

3-10 CPA 42 PENALTY CPA delay of game 5 yards to the CPA37.
3-15 CPA 37 Streeter, B. pass complete to Brown, Trey for loss of 1 yard to the CPA36 (Spillman, Edwin).
4-16 CPA 36 Timeout Lipscomb Academy, clock 00:44.
4-16 CPA 36 Humphreys, L. punt 43 yards to the LIPSCOMB21, downed.

3 plays, minus 6 yards, 0:38

LIPSCOMB ACADEMY drive start at 00:29.

1-10 Lipscomb 21 Brown, Hank pass complete to Whitefield, B. for 4 yards to the LIPSCOMB25 (Mathews, J.).
2-6 Lipscomb 25 Brown, Hank pass complete to Sherrill, M. for loss of 1 yard to the LIPSCOMB24, out-of-bounds.
3-7 Lipscomb 24 Brown, Hank pass complete to Lorick, Dillon for 8 yards to the LIPSCOMB32, Sherrill, M. for 12 yards to the LIPSCOMB44, 1ST DOWN LIPSCOMB (Jennings, Josh). P17
End of half, clock 00:00.

3 plays, 23 yards, 0:29

END OF 2nd QUARTER: Lipscomb Academy 28, Christ Presbyterian 0

Quarter Summary	Score	Time Poss	1st Downs R	P	X	T	Conversions 3rd	4th	Rushing	Passing	Penalties
Christ Presbyterian	0	02:32	1	2	0	3	1-4	0-1	5-14	4-10-0-36	2-20
Lipscomb Academy	21	09:28	4	4	1	9	3-3	0-0	8-53	9-11-0-112	4-30

Quickie Statistics (2nd quarter only)

Christ Presbyterian vs Lipscomb Academy (Dec. 1, 2022 at Chattanooga, Tenn.)

	CPA	LIPSCOMB
Score	0	21
FIRST DOWNS	3	9
RUSHES-YARDS (NET)	5-14	8-53
PASSING YDS (NET)	36	112
Passes Att-Comp-Int	10-4-0	11-9-0
TOTAL OFFENSE PLAYS-YARDS	15-50	19-165
Fumble Returns-Yards	0-0	0-0
Punt Returns-Yards	0-0	1-55
Kickoff Returns-Yards	2-3	0-0
Interception Returns-Yards	0-0	0-0
Punts (Number-Avg)	2-45.5	0-0.0
Fumbles-Lost	0-0	0-0
Penalties-Yards	2-20	4-30
Possession Time	02:32	09:28
Third-Down Conversions	1 of 4	3 of 3
Fourth-Down Conversions	0 of 1	0 of 0

Christ Presbyterian

Rushing	No.	Gain	Loss	Net	TD	Lg	Avg
Keck, Asher	4	18	0	18	0	12	4.5
Streeter, B.	1	0	4	-4	0	0	-4.0

Passing	C-A-I	Yds	TD	Long	Sack
Streeter, B.	4-10-0	36	0	27	1

Receiving	No.	Yards	TD	Long
Brown, Trey	3	34	0	27
Humphreys, L.	1	2	0	2

Punting	No.	Yds	Avg	Long	In20	TB
Humphreys, L.	2	91	45.5	48	0	0

Punt Returns	No.	Yards	TD	Long

Kick Returns	No.	Yards	TD	Long
Harris, Leroy	1	-2	0	0
Dillard, Easton	1	5	0	5

Tackles	UA-A	Total	Sacks	TFL
Dillard, Easton	2-2	3.0	0.0	0.0
Law, Crews	2-1	2.5	0.0	0.0
Gregory, Riley	2-1	2.5	0.0	0.0
Mathews, J.	2-1	2.5	0.0	0.0

Lipscomb Academy

Rushing	No.	Gain	Loss	Net	TD	Lg	Avg
Sherrill, M.	2	24	0	24	1	19	12.0
Patterson, Drew	3	13	0	13	1	6	4.3
Burton, Micah	2	12	0	12	0	6	6.0
Brown, Hank	1	4	0	4	0	4	4.0

Passing	C-A-I	Yds	TD	Long	Sack
Brown, Hank	9-11-0	112	1	31	0

Receiving	No.	Yards	TD	Long
Sherrill, M.	4	60	1	22
Wroblewski, D.	2	35	0	31
Lorick, Dillon	1	8	0	8
Burton, Micah	1	5	0	5

Punting	No.	Yds	Avg	Long	In20	TB

Punt Returns	No.	Yards	TD	Long
Beasley, Kaleb	1	55	0	55

Kick Returns	No.	Yards	TD	Long

Tackles	UA-A	Total	Sacks	TFL
Spillman, Edwin	2-1	2.5	0.0	1.0
Carter, Antonio	1-1	1.5	1.0	1.0
Longwell, Bryan	1-1	1.5	0.0	0.0
Spillman, N.	1-1	1.5	0.0	0.0

Qtr	Time	Scoring Play	V-H
1st	04:36	LIPSCOMB - Patterson, Drew 3 yd run (High, Hunter kick), 14-87 4:32	0 - 7
2nd	11:53	LIPSCOMB - Sherrill, M. 14 yd pass from Brown, Hank (High, Hunter kick), 8-57 3:08	0 - 7
	05:27	LIPSCOMB - Sherrill, M. 19 yd run (High, Hunter kick), 9-87 6:21	0 - 14
	01:15	LIPSCOMB - Patterson, Drew 3 yd run (High, Hunter kick), 6-41 2:26	0 - 21

Play-by-Play Summary (3rd quarter)

Christ Presbyterian vs Lipscomb Academy (Dec. 1, 2022 at Chattanooga, Tenn.)

Start of 3rd quarter, clock 12:00.

1-10 Lipscomb 44 LIPSCOMB ball on LIPSCOMB40.

High, Hunter kickoff 33 yards to the CPA27, Cain, Carter return -5 yards to the CPA22 (Williamson, J.).

CHRIST PRESBYTERIAN drive start at 11:54.

1-10	CPA 22	Keck, Asher rush for 2 yards to the CPA24 (Spillman, Edwin).	
2-8	CPA 24	Vaccaro, Thomas pass incomplete to Humphreys, L..	
3-8	CPA 24	Vaccaro, Thomas rush for 7 yards to the CPA31 (Longwell, Bryan;High, Hunter).	
4-1	CPA 31	McCluskey, R. rush for 5 yards to the CPA36, 1ST DOWN CPA (Johnson II, M.).	R4
1-10	CPA 36	Law, Crews rush for 4 yards to the CPA40 (Rubin, Joshua).	
2-6	CPA 40	Vaccaro, Thomas pass intercepted by Beasley, Kaleb at the LIPSCOMB48, Beasley, Kaleb return 50 yards to the CPA2, out-of-bounds (Vaccaro, Thomas).	

6 plays, 18 yards, 3:02

LIPSCOMB ACADEMY drive start at 08:52.

1-G	CPA 02	Patterson, Drew rush for loss of 1 yard to the CPA3 (Harris, Leroy).	
2-G	CPA 03	Patterson, Drew rush for 1 yard to the CPA2 (Stout, Whit;Law, Crews).	
3-G	CPA 02	Brown, Hank pass complete to Sherrill, M. for 2 yards to the CPA0, TOUCHDOWN, clock 07:23.	
1-G	CPA 03	High, Hunter kick attempt good.	

Lipscomb Academy 35, Christ Presbyterian 0

3 plays, 2 yards, 1:37

High, Hunter kickoff 55 yards to the CPA5, Keck, Asher return 7 yards to the CPA12 (Morton, Nathan).

CHRIST PRESBYTERIAN drive start at 07:15.

1-10	CPA 12	Vaccaro, Thomas pass incomplete to Humphreys, L..	
2-10	CPA 12	Vaccaro, Thomas pass incomplete to Burklow, Bo.	
3-10	CPA 12	Vaccaro, Thomas pass complete to Keck, Asher for 2 yards to the CPA14 (Johnson II, M.).	
4-8	CPA 14	Humphreys, L. punt 45 yards to the LIPSCOMB41, downed.	

3 plays, 2 yards, 2:28

LIPSCOMB ACADEMY drive start at 04:47.

1-10	Lipscomb 41	Burton, Micah rush for 5 yards to the LIPSCOMB46 (Harris, Leroy).	
2-5	Lipscomb 46	Patterson, Drew rush for 1 yard to the LIPSCOMB47 (Dillard, Easton;Law, Crews).	
3-4	Lipscomb 47	Patterson, Drew rush for 12 yards to the CPA41, 1ST DOWN LIPSCOMB (Madden, Reid).	R18
1-10	CPA 41	Brown, Hank pass complete to Sherrill, M. for 41 yards to the CPA0, 1ST DOWN LIPSCOMB, TOUCHDOWN, clock 01:57.	P19
1-G	CPA 03	Nabours, S. kick attempt good.	

Lipscomb Academy 42, Christ Presbyterian 0

4 plays, 59 yards, 2:57

High, Hunter kickoff 47 yards to the CPA13, Keck, Asher return 9 yards to the CPA22 (Spillman, Edwin).

CHRIST PRESBYTERIAN drive start at 01:50.

1-10	CPA 22	Vaccaro, Thomas pass incomplete to Humphreys, L..
2-10	CPA 22	Vaccaro, Thomas pass incomplete to Marrero, Dawson (Thompson, Kris).

END OF 3rd QUARTER: Lipscomb Academy 42, Christ Presbyterian 0

Quarter Summary	Score	Time Poss	1st Downs R	P	X	T	Conversions 3rd	4th	Rushing	Passing	Penalties
Christ Presbyterian	0	07:20	1	0	0	1	0-2	1-1	4-18	1-7-1-2	0-0
Lipscomb Academy	14	04:34	1	1	0	2	2-2	0-0	5-18	2-2-0-43	0-0

Quickie Statistics (3rd quarter only)

Christ Presbyterian vs Lipscomb Academy (Dec. 1, 2022 at Chattanooga, Tenn.)

	CPA	LIPSCOMB
Score	0	14
FIRST DOWNS	1	2
RUSHES-YARDS (NET)	4-18	5-18
PASSING YDS (NET)	2	43
Passes Att-Comp-Int	7-1-1	2-2-0
TOTAL OFFENSE PLAYS-YARDS	11-20	7-61
Fumble Returns-Yards	0-0	0-0
Punt Returns-Yards	0-0	0-0
Kickoff Returns-Yards	3-11	0-0
Interception Returns-Yards	0-0	1-50
Punts (Number-Avg)	1-45.0	0-0.0
Fumbles-Lost	0-0	0-0
Penalties-Yards	0-0	0-0
Possession Time	07:20	04:34
Third-Down Conversions	0 of 2	2 of 2
Fourth-Down Conversions	1 of 1	0 of 0

Christ Presbyterian

Rushing	No.	Gain	Loss	Net	TD	Lg	Avg
Vaccaro, Thomas	1	7	0	7	0	7	7.0
McCluskey, R.	1	5	0	5	0	5	5.0
Law, Crews	1	4	0	4	0	4	4.0
Keck, Asher	1	2	0	2	0	2	2.0

Passing	C-A-I	Yds	TD	Long	Sack
Vaccaro, Thomas	1-7-1	2	0	2	0

Receiving	No.	Yards	TD	Long
Keck, Asher	1	2	0	2

Punting	No.	Yds	Avg	Long	In20	TB
Humphreys, L.	1	45	45.0	45	0	0

Punt Returns	No.	Yards	TD	Long

Kick Returns	No.	Yards	TD	Long
Keck, Asher	2	16	0	9
Cain, Carter	1	-5	0	0

Tackles	UA-A	Total	Sacks	TFL
Harris, Leroy	2-0	2.0	0.0	1.0
Vaccaro, Thomas	1-0	1.0	0.0	0.0
Madden, Reid	1-0	1.0	0.0	0.0
Law, Crews	0-2	1.0	0.0	0.0

Lipscomb Academy

Rushing	No.	Gain	Loss	Net	TD	Lg	Avg
Patterson, Drew	4	14	1	13	0	12	3.2
Burton, Micah	1	5	0	5	0	5	5.0

Passing	C-A-I	Yds	TD	Long	Sack
Brown, Hank	2-2-0	43	2	41	0

Receiving	No.	Yards	TD	Long
Sherrill, M.	2	43	2	41

Punting	No.	Yds	Avg	Long	In20	TB

Punt Returns	No.	Yards	TD	Long

Kick Returns	No.	Yards	TD	Long

Tackles	UA-A	Total	Sacks	TFL
Spillman, Edwin	2-0	2.0	0.0	0.0
Johnson II, M.	2-0	2.0	0.0	0.0
Morton, Nathan	1-0	1.0	0.0	0.0
Rubin, Joshua	1-0	1.0	0.0	0.0

Qtr	Time	Scoring Play	V-H
1st	04:36	LIPSCOMB - Patterson, Drew 3 yd run (High, Hunter kick), 14-87 4:32	0 - 7
2nd	11:53	LIPSCOMB - Sherrill, M. 14 yd pass from Brown, Hank (High, Hunter kick), 8-57 3:08	0 - 14
	05:27	LIPSCOMB - Sherrill, M. 19 yd run (High, Hunter kick), 9-87 6:21	0 - 21
	01:15	LIPSCOMB - Patterson, Drew 3 yd run (High, Hunter kick), 6-41 2:26	0 - 28
3rd	07:23	LIPSCOMB - Sherrill, M. 2 yd pass from Brown, Hank (High, Hunter kick), 3-2 1:37	0 - 7
	01:57	LIPSCOMB - Sherrill, M. 41 yd pass from Brown, Hank (Nabours, S. kick), 4-59 2:57	0 - 14

Play-by-Play Summary (4th quarter)

Christ Presbyterian vs Lipscomb Academy (Dec. 1, 2022 at Chattanooga, Tenn.)

3-10	CPA 22	Start of 4th quarter, clock 12:00.	
3-10	CPA 22	Vaccaro, Thomas pass incomplete to Humphreys, L. (Beasley, Kaleb), QB hurry by Steele, Dallin, QB hurry by Beasley, Kaleb, PENALTY LIPSCOMB personal foul 15 yards to the CPA37, 1ST DOWN CPA, NO PLAY, PENALTY LIPSCOMB pass interference declined.	X5
1-10	CPA 37	Streeter, B. pass incomplete to Humphreys, L..	
2-10	CPA 37	Streeter, B. pass incomplete to Humphreys, L..	
3-10	CPA 37	Streeter, B. pass incomplete to Burklow, Bo.	
4-10	CPA 37	Humphreys, L. punt 34 yards to the LIPSCOMB29, fair catch by Wroblewski, D..	

5 plays, 15 yards, 5:44

LIPSCOMB ACADEMY drive start at 08:06.

1-10	Lipscomb 29	Brown, Hank pass complete to Lorick, Dillon for 16 yards to the LIPSCOMB45, 1ST DOWN LIPSCOMB.	P20
1-10	Lipscomb 45	Brown, Hank pass complete to Sherrill, M. for 14 yards to the CPA41, out-of-bounds, PENALTY LIPSCOMB illegal block 10 yards to the LIPSCOMB49.	
1-6	Lipscomb 49	1st and 6.	
1-6	Lipscomb 49	Brown, Hank pass complete to Sherrill, M. for 5 yards to the CPA46.	
2-1	CPA 46	Brown, Hank pass incomplete to Spillman, N..	
3-1	CPA 46	Burton, Micah rush for 2 yards to the CPA44, 1ST DOWN LIPSCOMB (Law, Crews;Madden, Reid).	R21
1-10	CPA 44	Timeout Christ Presbyterian, clock 04:07.	
1-10	CPA 44	Sherrill, M. rush for 12 yards to the CPA32, 1ST DOWN LIPSCOMB (Burklow, Bo).	R22
1-10	CPA 32	Timeout Lipscomb Academy, clock 03:12.	
1-10	CPA 32	Patterson, Drew rush for 8 yards to the CPA24 (Cain, Carter;Burklow, Bo).	
2-2	CPA 24	Patterson, Drew rush for 15 yards to the CPA9, 1ST DOWN LIPSCOMB (Cain, Carter;Jernigan, Timmy).	R23
1-G	CPA 09	Patterson, Drew rush for no gain to the CPA9 (Stout, Whit).	
2-G	CPA 09	Sherrill, M. rush for no gain to the CPA9, out-of-bounds (Jernigan, Timmy).	
3-G	CPA 09	Timeout Christ Presbyterian, clock 00:29.	
3-G	CPA 09	Brown, Hank pass incomplete to Wroblewski, D..	
		End of game, clock 00:00.	

11 plays, 62 yards, 8:06

FINAL SCORE: Lipscomb Academy 42, Christ Presbyterian 0

Quarter Summary	Score	Time Poss	1st Downs R	P	X	T	Conversions 3rd	4th	Rushing	Passing	Penalties
Christ Presbyterian	0	03:54	0	0	1	1	0-1	0-0	0-0	0-3-0-0	0-0
Lipscomb Academy	0	08:06	3	1	0	4	1-2	0-0	6-37	3-5-0-35	2-25

Quickie Statistics (4th quarter only)

Christ Presbyterian vs Lipscomb Academy (Dec. 1, 2022 at Chattanooga, Tenn.)

	CPA	LIPSCOMB
Score	0	0
FIRST DOWNS	1	4
RUSHES-YARDS (NET)	0-0	6-37
PASSING YDS (NET)	0	35
Passes Att-Comp-Int	3-0-0	5-3-0
TOTAL OFFENSE PLAYS-YARDS	3-0	11-72
Fumble Returns-Yards	0-0	0-0
Punt Returns-Yards	0-0	0-0
Kickoff Returns-Yards	0-0	0-0
Interception Returns-Yards	0-0	0-0
Punts (Number-Avg)	1-34.0	0-0.0
Fumbles-Lost	0-0	0-0
Penalties-Yards	0-0	2-25
Possession Time	03:54	08:06
Third-Down Conversions	0 of 1	1 of 2
Fourth-Down Conversions	0 of 0	0 of 0

Christ Presbyterian

Rushing	No.	Gain	Loss	Net	TD	Lg	Avg

Passing	C-A-I	Yds	TD	Long	Sack
Streeter, B.	0-3-0	0	0	0	0

Receiving	No.	Yards	TD	Long

Punting	No.	Yds	Avg	Long	In20	TB
Humphreys, L.	1	34	34.0	34	0	0

Punt Returns	No.	Yards	TD	Long

Kick Returns	No.	Yards	TD	Long

Tackles	UA-A	Total	Sacks	TFL
Jernigan, Timmy	1-1	1.5	0.0	0.0
Burklow, Bo	1-1	1.5	0.0	0.0
Stout, Whit	1-0	1.0	0.0	0.0
Cain, Carter	0-2	1.0	0.0	0.0

Lipscomb Academy

Rushing	No.	Gain	Loss	Net	TD	Lg	Avg
Patterson, Drew	3	23	0	23	0	15	7.7
Sherrill, M.	2	12	0	12	0	12	6.0
Burton, Micah	1	2	0	2	0	2	2.0

Passing	C-A-I	Yds	TD	Long	Sack
Brown, Hank	3-5-0	35	0	16	0

Receiving	No.	Yards	TD	Long
Sherrill, M.	2	19	0	14
Lorick, Dillon	1	16	0	16

Punting	No.	Yds	Avg	Long	In20	TB

Punt Returns	No.	Yards	TD	Long

Kick Returns	No.	Yards	TD	Long

Tackles	UA-A	Total	Sacks	TFL

Qtr	Time	Scoring Play	V-H
1st	04:36	LIPSCOMB - Patterson, Drew 3 yd run (High, Hunter kick), 14-87 4:32	0 - 7
2nd	11:53	LIPSCOMB - Sherrill, M. 14 yd pass from Brown, Hank (High, Hunter kick), 8-57 3:08	0 - 14
	05:27	LIPSCOMB - Sherrill, M. 19 yd run (High, Hunter kick), 9-87 6:21	0 - 21
	01:15	LIPSCOMB - Patterson, Drew 3 yd run (High, Hunter kick), 6-41 2:26	0 - 28
3rd	07:23	LIPSCOMB - Sherrill, M. 2 yd pass from Brown, Hank (High, Hunter kick), 3-2 1:37	0 - 35
	01:57	LIPSCOMB - Sherrill, M. 41 yd pass from Brown, Hank (Nabours, S. kick), 4-59 2:57	0 - 42

Quickie Statistics (Final)

Christ Presbyterian vs Lipscomb Academy (Dec. 1, 2022 at Chattanooga, Tenn.)

	CPA	LIPSCOMB
Score	0	42
FIRST DOWNS	5	23
RUSHES-YARDS (NET)	13-42	33-168
PASSING YDS (NET)	38	268
Passes Att-Comp-Int	22-5-1	28-23-0
TOTAL OFFENSE PLAYS-YARDS	35-80	61-436
Fumble Returns-Yards	0-0	0-0
Punt Returns-Yards	1-5	1-55
Kickoff Returns-Yards	6-27	1-20
Interception Returns-Yards	0-0	1-50
Punts (Number-Avg)	6-38.7	1-41.0
Fumbles-Lost	0-0	0-0
Penalties-Yards	2-20	7-70
Possession Time	17:30	30:30
Third-Down Conversions	1 of 9	10 of 11
Fourth-Down Conversions	1 of 2	0 of 0
Red-Zone Scores-Chances	0-1	5-6

Christ Presbyterian

Rushing	No.	Gain	Loss	Net	TD	Lg	Avg
Keck, Asher	7	22	0	22	0	12	3.1
Law, Crews	3	12	0	12	0	5	4.0
Vaccaro, Thomas	1	7	0	7	0	7	7.0
McCluskey, R.	1	5	0	5	0	5	5.0

Passing	C-A-I	Yds	TD	Long	Sack
Streeter, B.	4-15-0	36	0	27	1
Vaccaro, Thomas	1-7-1	2	0	2	0

Receiving	No.	Yards	TD	Long
Brown, Trey	3	34	0	27
Humphreys, L.	1	2	0	2
Keck, Asher	1	2	0	2

Punting	No.	Yds	Avg	Long	In20	TB
Humphreys, L.	6	232	38.7	48	1	0

Punt Returns	No.	Yards	TD	Long
Mathews, J.	1	5	0	5

Kick Returns	No.	Yards	TD	Long
Keck, Asher	2	16	0	9
Harris, Leroy	1	-2	0	0

Tackles	UA-A	Total	Sacks	TFL
Law, Crews	5-4	7.0	0.0	0.0
Dillard, Easton	5-3	6.5	0.0	0.0
Harris, Leroy	5-2	6.0	0.0	2.0
Mathews, J.	4-3	5.5	0.0	0.0

Lipscomb Academy

Rushing	No.	Gain	Loss	Net	TD	Lg	Avg
Patterson, Drew	20	86	2	84	2	15	4.2
Sherrill, M.	7	60	0	60	1	19	8.6
Burton, Micah	5	20	0	20	0	6	4.0
Brown, Hank	1	4	0	4	0	4	4.0

Passing	C-A-I	Yds	TD	Long	Sack
Brown, Hank	23-28-0	268	3	41	0

Receiving	No.	Yards	TD	Long
Sherrill, M.	11	141	3	41
Wroblewski, D.	4	56	0	31
Lorick, Dillon	3	39	0	16
Spillman, N.	2	18	0	9

Punting	No.	Yds	Avg	Long	In20	TB
Husak, Payton	1	41	41.0	41	0	0

Punt Returns	No.	Yards	TD	Long
Beasley, Kaleb	1	55	0	55

Kick Returns	No.	Yards	TD	Long
Sherrill, M.	1	20	0	20

Tackles	UA-A	Total	Sacks	TFL
Spillman, Edwin	4-1	4.5	0.0	1.0
Loving, Bryant	2-1	2.5	0.0	0.0
Johnson II, M.	2-1	2.5	0.0	0.0
Longwell, Bryan	1-3	2.5	0.0	0.0

Qtr	Time	Scoring Play	V-H
1st	04:36	LIPSCOMB - Patterson, Drew 3 yd run (High, Hunter kick), 14-87 4:25	0 - 7
2nd	11:53	LIPSCOMB - Sherrill, M. 14 yd pass from Brown, Hank (High, Hunter kick), 8-57 3:03	0 - 14
	05:27	LIPSCOMB - Sherrill, M. 19 yd run (High, Hunter kick), 9-87 6:21	0 - 21
	01:15	LIPSCOMB - Patterson, Drew 3 yd run (High, Hunter kick), 6-41 2:18	0 - 28
3rd	07:23	LIPSCOMB - Sherrill, M. 2 yd pass from Brown, Hank (High, Hunter kick), 3-2 1:29	0 - 35
	01:57	LIPSCOMB - Sherrill, M. 41 yd pass from Brown, Hank (Nabours, S. kick), 4-59 2:50	0 - 42

2021 Division II Class AA State Football Playoffs

November 5 - December 2, 2021

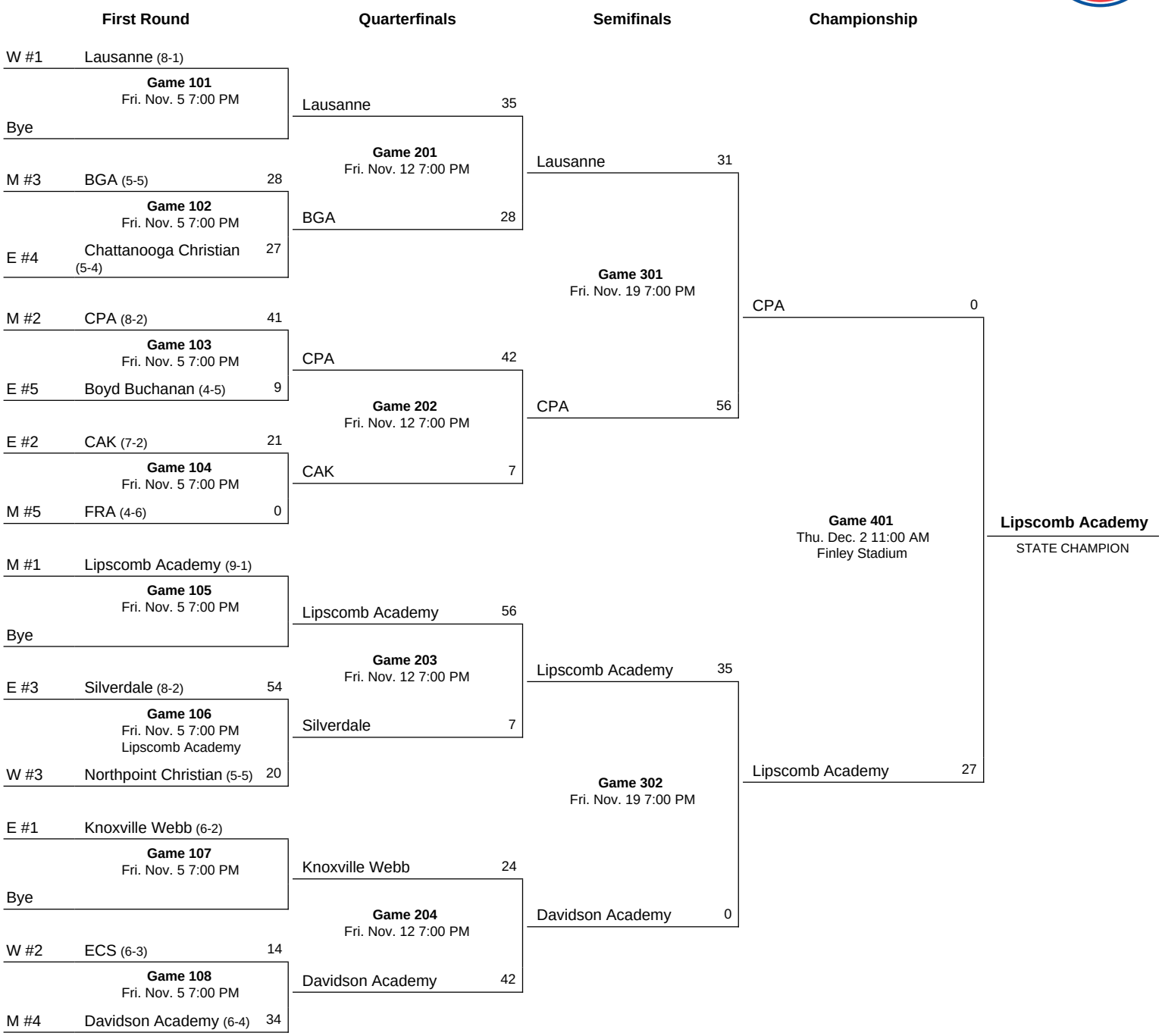

Notes:
All times are local time. In the First Round, the neutral site for the #3 East team vs. #3 West team will be determined prior to the start of the season. If the #2 Middle and #2 East teams meet in the Quarterfinals, the #2 Middle team will host. If the #1 Middle and #1 East teams meet in the Semifinals, the #1 Middle team will host.

Scoring Summary (Final)
TSSAA Blue Cross Bowl
LIPSCOMB vs CPA (Dec. 2, 2021 at Chattanooga, TN)

LIPSCOMB (12-1) vs. CPA (11-3)
Date: Dec. 2, 2021 • Site: Chattanooga, TN • Stadium: Finley Stadium
Attendance:

Score by Quarters	1	2	3	4	Total
LIPSCOMB	0	13	7	7	27
CPA	0	0	0	0	0

Qtr	Time	Scoring Play	V-H
2nd	11:17	LIPSCOMB - Broome, A. 7 yd run (Hyatt, Grant kick), 16-82 7:33	7 - 0
	00:06	LIPSCOMB - Spillman, N. 55 yd pass from Richesson, L. (Hyatt, Grant kick failed), 3-61 0:49	13 - 0
3rd	01:50	LIPSCOMB - Broome, A. 4 yd run (Hyatt, Grant kick), 9-50 4:39	20 - 0
4th	02:25	LIPSCOMB - Sherrill, M. 12 yd run (Portale, J. kick), 10-63 6:40	27 - 0

Kickoff time: 11:09 am • End of Game: 1:30 pm • Total elapsed time: 2:21
Officials: Referee: Randy Denton; Umpire: Mike Hughes; Linesman: Chris Coppedge;
Line judge: John Williams; Back judge: Rick Logan; Field judge: Joseph Mendes;
Side judge: Shelby Knight; Center judge: J. Tunstill ECO;
Temperature: 63 • Wind: N 1 mph • Weather: Sunny
Most Valuable Player: Alexander Broome, Lipscomb Academy

Team Statistics (Final)
TSSAA Blue Cross Bowl
LIPSCOMB vs CPA (Dec. 2, 2021 at Chattanooga, TN)

	LIPSCOM	CPA
FIRST DOWNS	15	11
Rushing	8	7
Passing	7	3
Penalty	0	1
NET YARDS RUSHING	194	133
Rushing Attempts	34	33
Average Per Rush	5.7	4.0
Rushing Touchdowns	3	0
Yards Gained Rushing	205	168
Yards Lost Rushing	11	35
NET YARDS PASSING	147	90
Completions-Attempts-Int	17-19-1	6-13-1
Average Per Attempt	7.7	6.9
Average Per Completion	8.6	15.0
Passing Touchdowns	1	0
TOTAL OFFENSE YARDS	341	223
Total offense plays	53	46
Average Gain Per Play	6.4	4.8
Fumbles: Number-Lost	0-0	1-1
Penalties: Number-Yards	9-96	6-54
PUNTS-YARDS	2-83	1-40
Average Yards Per Punt	41.5	40.0
Net Yards Per Punt	41.5	40.0
Inside 20	1	1
50+ Yards	0	0
Touchbacks	0	0
Fair catch	0	0
KICKOFFS-YARDS	5-219	1-53
Average Yards Per Kickoff	43.8	53.0
Net Yards Per Kickoff	35.6	35.0
Touchbacks	0	0
Fair Catch Yards	0	0
Punt returns: Number-Yards-TD	0-0-0	0-0-0
Average Per Return	0.0	0.0
Kickoff returns: Number-Yds-TD	1-18-0	5-41-0
Average Per Return	18.0	8.2
Interceptions: Number-Yds-TD	1-2-0	1-9-0
Fumble Returns: Number-Yds-TD	1-4-0	0-0-0
Miscellaneous Yards	0	0
Possession Time	26:57	21:03
1st Quarter	9:50	2:10
2nd Quarter	5:35	6:25
3rd Quarter	4:39	7:21
4th Quarter	6:53	5:07
Third-Down Conversions	8 of 11	3 of 9
Fourth-Down Conversions	0 of 1	1 of 5
Red-Zone Scores-Chances	3-3	0-0
Touchdowns	3-3	0-0
Field goals	0-3	0-0
Sacks By: Number-Yards	4-30	1-8
PAT Kicks	3-4	0-0
Field Goals	0-0	0-0
Points off turnovers	6	0

Individual Statistics (Final)
TSSAA Blue Cross Bowl
LIPSCOMB vs CPA (Dec. 2, 2021 at Chattanooga, TN)

LIPSCOMB

Rushing	No.	Gain	Loss	Net	TD	Lg	Avg
Broome, A.	20	138	1	137	2	26	6.8
Walker, Carlin	7	38	0	38	0	9	5.4
Sherrill, M.	2	19	0	19	1	12	9.5
Richesson, L.	4	10	8	2	0	7	0.5
TEAM	1	0	2	-2	0	0	-2.0
Totals	34	205	11	194	3	26	5.7

Passing	C-A-I	Yds	TD	Long	Sack
Richesson, L.	17-19-1	147	1	55	1
Totals	17-19-1	147	1	55	1

Receiving	No.	Yards	TD	Long
Sherrill, M.	6	44	0	25
Broome, A.	5	23	0	13
Baker, Coleman	2	21	0	11
Spillman, N.	1	55	1	55
Houston, Ayden	1	6	0	6
Reynolds, Mason	1	6	0	6
Dawson, Beau	1	-8	0	0
Totals	17	147	1	55

Punting	No.	Yds	Avg	Long	In20	TB
Shulman, Cole	2	83	41.5	43	1	0
Totals	2	83	41.5	43	1	0

	Punt			Kickoff			Intercept		
Returns	No	Yds	Lg	No	Yds	Lg	No	Yds	Lg
Lorick, C.	0	0	0	1	18	18	0	0	0
Beasley, Kaleb	0	0	0	0	0	0	1	2	2
Totals	0	0	0	1	18	18	1	2	2

Field goals	Qtr	Time	Dist	Result

Kickoffs	No.	Yards	Avg	TB	OB
Hyatt, Grant	5	219	43.8	0	0

All-purpose	Run	Rcv	KR	PR	IR	Total
Broome, A.	137	23	0	0	0	160
Sherrill, M.	19	44	0	0	0	63
Spillman, N.	0	55	0	0	0	55
Walker, Carlin	38	0	0	0	0	38

FUMBLES: LIPSCOMB-None. CPA-TEAM 1-1.

CPA

Rushing	No.	Gain	Loss	Net	TD	Lg	Avg
Patterson, L.	13	106	1	105	0	55	8.1
Law, Cade	17	58	30	28	0	17	1.6
Williford, Reid	1	2	0	2	0	2	2.0
TEAM	2	2	4	-2	0	2	-1.0
Totals	33	168	35	133	0	55	4.0

Passing	C-A-I	Yds	TD	Long	Sack
Law, Cade	6-13-1	90	0	25	4
Totals	6-13-1	90	0	25	4

Receiving	No.	Yards	TD	Long
Williford, Reid	2	25	0	20
Humphreys, L.	2	22	0	11
Burklow, Bo	1	25	0	25
Patterson, L.	1	18	0	18
Totals	6	90	0	25

Punting	No.	Yds	Avg	Long	In20	TB
Humphreys, L.	1	40	40.0	40	1	0
Totals	1	40	40.0	40	1	0

	Punt			Kickoff			Intercept		
Returns	No	Yds	Lg	No	Yds	Lg	No	Yds	Lg
Humphreys, L.	0	0	0	2	21	11	0	0	0
Law, Crews	0	0	0	1	0	0	0	0	0
Williford, Reid	0	0	0	2	20	10	1	9	9
Totals	0	0	0	5	41	11	1	9	9

Field goals	Qtr	Time	Dist	Result

Kickoffs	No.	Yards	Avg	TB	OB
Humphreys, L.	1	53	53.0	0	0

All-purpose	Run	Rcv	KR	PR	IR	Total
Patterson, L.	105	18	0	0	0	123
Williford, Reid	2	25	20	0	9	56
Humphreys, L.	0	22	21	0	0	43
Law, Cade	28	0	0	0	0	28

Defensive Statistics (Final)
TSSAA Blue Cross Bowl
LIPSCOMB vs CPA (Dec. 2, 2021 at Chattanooga, TN)

#	LIPSCOMB	Solo	Ast	Total	Sacks-Yds	TFL-Yds	FF	FR-Yds	Int-Yds	BrUp	Blks	QBH
13	Spillman, Edwin	6	1	6.5	3.0-21	3.0-21	-	-	-	-	-	-
9	Longwell, Bryan	4	2	5.0	-	-	-	1-4	-	-	-	-
4N	Naotala, Koa	3	3	4.5	-	-	-	-	-	-	-	-
2	Lyles, Jaden	2	4	4.0	-	0.5-1	-	-	-	1	-	-
22	Allen, Chase	2	1	2.5	-	-	-	-	-	-	-	-
80	Roush, Sam	1	3	2.5	-	0.5-0	-	-	-	-	-	-
29	Fisher, Sam	1	3	2.5	1.0-9	1.0-9	-	-	-	-	-	-
1	Beasley, Kaleb	1	2	2.0	-	-	-	-	1-2	2	-	-
5	Richesson, L.	1	1	1.5	-	-	-	-	-	-	-	-
15	High, Hunter	1	1	1.5	-	-	-	-	-	-	-	-
19	Walker, Adam	1	1	1.5	-	-	-	-	-	-	-	-
12	Johnson II, M.	1	1	1.5	-	-	-	-	-	-	-	-
5L	Lorick, C.	1	0	1.0	-	-	-	-	-	1	-	-
8	Jackson, Jordan	1	0	1.0	-	-	-	-	-	-	-	-
55	Gooden, C.	1	0	1.0	-	-	-	-	-	-	-	-
3	Sherrill, M.	1	0	1.0	-	-	-	-	-	-	-	-
33	Ward, Kamarion	1	0	1.0	-	-	-	-	-	-	-	-
27	Ezell, Garner	0	2	1.0	-	-	-	-	-	-	-	-
6	Houston, Ayden	0	1	0.5	-	-	-	-	-	-	-	-
31	Burton, Micah	0	1	0.5	-	-	-	-	-	-	-	-
45	Ford, Braden	0	1	0.5	-	-	-	-	-	-	-	-
	Totals	29	28	43.0	4.0-30	5.0-31	0	1-4	1-2	4	0	0

#	CPA	Solo	Ast	Total	Sacks-Yds	TFL-Yds	FF	FR-Yds	Int-Yds	BrUp	Blks	QBH
10	Patterson, L.	5	6	8.0	-	-	-	-	-	-	-	-
56	Collier, George	4	3	5.5	1.0-8	2.0-16	-	-	-	-	-	-
25	Webster, Drew	4	3	5.5	-	-	-	-	-	1	-	-
20	Williford, Reid	2	4	4.0	-	-	-	-	1-9	-	-	-
1	Williams, Caleb	2	4	4.0	-	1.0-4	-	-	-	-	-	-
17	Law, Crews	1	6	4.0	-	-	-	-	-	-	-	-
7	Kail, Andersen	2	3	3.5	-	-	-	-	-	-	-	-
14	Stewart, Colin	2	3	3.5	-	1.0-1	-	-	-	-	-	-
49	Chance, Bo	1	4	3.0	-	-	-	-	-	-	-	-
16	Burklow, Bo	1	0	1.0	-	-	-	-	-	-	-	-
19	Shipman, Scott	0	2	1.0	-	-	-	-	-	-	-	-
9	Gregory, Ryan	0	2	1.0	-	-	-	-	-	-	-	-
2	Dillard, Easton	0	1	0.5	-	-	-	-	-	-	-	-
55	Slover, Preston	0	1	0.5	-	-	-	-	-	-	-	-
	Totals	24	42	45.0	1.0-8	4.0-21	0	0-0	1-9	1	0	0

Drive Chart (By Team) (Final)
TSSAA Blue Cross Bowl
LIPSCOMB vs CPA (Dec. 2, 2021 at Chattanooga, TN)

		Drive Started			Drive Ended			Consumed	
Team	Qtr	Spot	Time	Obtained	Spot	Time	How lost	Pl - Yds	TOP
LIPSCO	1st	L25	12:00	Kickoff	C36	09:00	Interception	7 - 39	3:00
LIPSCO		L18	06:50	Punt	C00	11:17	*TOUCHDOWN	16 - 82	7:33 .
LIPSCO	2nd	L21	08:08	Interception	L15	06:08	Punt	4 - (6)	2:00
LIPSCO		C36	03:58	Downs	L42	01:55	Punt	3 - (22)	2:03
LIPSCO		L39	00:55	Fumble	C00	00:06	*TOUCHDOWN	3 - 61	0:49
LIPSCO	3rd	L50	06:29	Downs	C00	01:50	*TOUCHDOWN	9 - 50	4:39 .
LIPSCO	4th	L37	09:05	Downs	C00	02:25	*TOUCHDOWN	10 - 63	6:40 .
LIPSCO		C34	00:13	Downs	C36	00:00	End of half	1 - (2)	0:13

LIPSCOMB	1st Qtr	2nd Qtr	3rd Qtr	4th Qtr	1st Half	2nd Half	Total
Time of possession	09:50	05:35	04:39	06:53	15:25	11:32	26:57
3rd down conversions	2-3	2-4	2-2	2-2	4-7	4-4	8-11
Average field position	L21	L41	L50	C49	L33	C49	L40
4th down conversions	0-1	0-0	0-0	0-0	0-1	0-0	0-1

		Drive Started			Drive Ended			Consumed	
Team	Qtr	Spot	Time	Obtained	Spot	Time	How lost	Pl - Yds	TOP
CPA	1st	C36	09:00	Interception	C42	06:50	Punt	3 - 6	2:10
CPA	2nd	C32	11:11	Kickoff	L28	08:08	Interception	7 - 40	3:03
CPA		C42	06:08	Punt	C36	03:58	Downs	4 - (6)	2:10
CPA		C18	01:55	Punt	L35	00:55	Fumble	3 - 47	1:00
CPA		C37	00:03	Kickoff	C40	00:00	End of half	1 - 3	0:03
CPA	3rd	C15	11:53	Kickoff	C50	06:29	Downs	10 - 35	5:24
CPA		C25	01:45	Kickoff	L37	09:05	Downs	13 - 38	4:40
CPA	4th	C13	02:17	Kickoff	C34	00:13	Downs	5 - 21	2:04

CPA	1st Qtr	2nd Qtr	3rd Qtr	4th Qtr	1st Half	2nd Half	Total
Time of possession	02:10	06:25	07:21	05:07	08:35	12:28	21:03
3rd down conversions	0-1	1-2	1-3	1-3	1-3	2-6	3-9
Average field position	C36	C32	C20	C13	C33	C17	C27
4th down conversions	0-0	0-1	0-1	1-3	0-1	1-4	1-5

Drive Chart (By Quarter) (Final)
TSSAA Blue Cross Bowl
LIPSCOMB vs CPA (Dec. 2, 2021 at Chattanooga, TN)

		Drive Started			Drive Ended			Consumed	
Team	Qtr	Spot	Time	Obtained	Spot	Time	How lost	Pl - Yds	TOP
LIPSCO	1st	L25	12:00	Kickoff	C36	09:00	Interception	7 - 39	3:00
CPA		C36	09:00	Interception	C42	06:50	Punt	3 - 6	2:10
LIPSCO		L18	06:50	Punt	C00	11:17	*TOUCHDOWN	16 - 82	7:33 .
CPA	2nd	C32	11:11	Kickoff	L28	08:08	Interception	7 - 40	3:03
LIPSCO		L21	08:08	Interception	L15	06:08	Punt	4 - (6)	2:00
CPA		C42	06:08	Punt	C36	03:58	Downs	4 - (6)	2:10
LIPSCO		C36	03:58	Downs	L42	01:55	Punt	3 - (22)	2:03
CPA		C18	01:55	Punt	L35	00:55	Fumble	3 - 47	1:00
LIPSCO		L39	00:55	Fumble	C00	00:06	*TOUCHDOWN	3 - 61	0:49
CPA		C37	00:03	Kickoff	C40	00:00	End of half	1 - 3	0:03
CPA	3rd	C15	11:53	Kickoff	C50	06:29	Downs	10 - 35	5:24
LIPSCO		L50	06:29	Downs	C00	01:50	*TOUCHDOWN	9 - 50	4:39 .
CPA		C25	01:45	Kickoff	L37	09:05	Downs	13 - 38	4:40
LIPSCO	4th	L37	09:05	Downs	C00	02:25	*TOUCHDOWN	10 - 63	6:40 .
CPA		C13	02:17	Kickoff	C34	00:13	Downs	5 - 21	2:04
LIPSCO		C34	00:13	Downs	C36	00:00	End of half	1 - (2)	0:13

Play-by-Play Summary (1st quarter)
LIPSCOMB vs CPA (Dec. 2, 2021 at Chattanooga, TN)

Captains: CPA 50, 54, 56; Lipscomb 5, 13, 9, 20
Lipscomb wins toss and will receive; CPA will defend east goal.

1-10	Lipscomb 40	CPA ball on CPA40. Humphreys, L. kickoff 53 yards to the LIPSCOMB7, Lorick, C. return 18 yards to the LIPSCOMB25 (Webster, Drew).	
1-10	Lipscomb 25	Richesson, L. pass complete to Sherrill, M. for 25 yards to the 50 yardline, 1ST DOWN LIPSCOMB (Webster, Drew).	P1
1-10	Lipscomb 50	Broome, A. rush for 6 yards to the CPA44 (Webster, Drew;Patterson, L.).	
2-4	CPA 44	PENALTY LIPSCOMB false start (Valbuena, Alex) 5 yards to the CPA49.	
2-9	CPA 49	Richesson, L. pass complete to Baker, Coleman for 10 yards to the CPA39, 1ST DOWN LIPSCOMB (Williford, Reid).	P2
1-10	CPA 39	Broome, A. rush for 1 yard to the CPA38 (Collier, George;Chance, Bo).	
2-9	CPA 38	Richesson, L. rush for 3 yards to the CPA35 (Kail, Andersen;Chance, Bo).	
3-6	CPA 35	Broome, A. rush for loss of 1 yard to the CPA36 (Stewart, Colin).	
4-7	CPA 36	Richesson, L. pass intercepted by Williford, Reid at the CPA27, Williford, Reid return 9 yards to the CPA36 (Sherrill, M.).	

7 plays, 39 yards, 3:00

CPA drive start at 09:00.

1-10	CPA 36	Law, Cade rush for 3 yards to the CPA39 (Fisher, Sam;Naotala, Koa).	
2-7	CPA 39	Patterson, L. rush for 4 yards to the CPA43 (Roush, Sam;Spillman, Edwin).	
3-3	CPA 43	Patterson, L. rush for loss of 1 yard to the CPA42 (Lyles, Jaden;Roush, Sam).	
4-4	CPA 42	Humphreys, L. punt 40 yards to the LIPSCOMB18, downed.	

3 plays, 6 yards, 2:10

LIPSCOMB drive start at 06:50.

1-10	Lipscomb 18	Broome, A. rush for 3 yards to the LIPSCOMB21 (Patterson, L.).	
2-7	Lipscomb 21	Broome, A. rush for 7 yards to the LIPSCOMB28, 1ST DOWN LIPSCOMB (Patterson, L.).	R3
1-10	Lipscomb 28	Sherrill, M. rush for 7 yards to the LIPSCOMB35 (Patterson, L.;Williford, Reid).	
2-3	Lipscomb 35	Richesson, L. pass complete to Sherrill, M. for 4 yards to the LIPSCOMB39, 1ST DOWN LIPSCOMB (Webster, Drew;Gregory, Ryan).	P4
1-10	Lipscomb 39	Broome, A. rush for 5 yards to the LIPSCOMB44 (Stewart, Colin).	
2-5	Lipscomb 44	PENALTY LIPSCOMB false start (Valbuena, Alex) 5 yards to the LIPSCOMB39.	
2-10	Lipscomb 39	Richesson, L. pass complete to Sherrill, M. for 6 yards to the LIPSCOMB45, out-of-bounds (Patterson, L.;Williford, Reid).	
3-4	Lipscomb 45	Richesson, L. pass complete to Baker, Coleman for 11 yards to the CPA44, 1ST DOWN LIPSCOMB (Kail, Andersen;Shipman, Scott).	P5
1-10	CPA 44	Broome, A. rush for 1 yard to the CPA43 (Stewart, Colin;Shipman, Scott).	
2-9	CPA 43	Richesson, L. pass complete to Reynolds, Mason for 6 yards to the CPA37.	
3-3	CPA 37	Walker, Carlin rush for 6 yards to the CPA31, 1ST DOWN LIPSCOMB (Patterson, L.;Williams, Caleb).	R6
1-10	CPA 31	Walker, Carlin rush for 9 yards to the CPA22 (Kail, Andersen).	
2-1	CPA 22	Richesson, L. pass complete to Broome, A. for 4 yards to the CPA18, 1ST DOWN LIPSCOMB, out-of-bounds (Webster, Drew).	P7
1-10	CPA 18	Richesson, L. pass complete to Sherrill, M. for loss of 4 yards to the CPA22.	

END OF 1st QUARTER: CPA 0, LIPSCOMB 0

		Time	1st Downs				Conversions				
Quarter Summary	Score	Poss	R	P	X	T	3rd	4th	Rushing	Passing	Penalties
LIPSCOMB	0	09:50	2	5	0	7	0-1	0-1	11-47	8-9-1-62	2-10
CPA	0	02:10	0	0	0	0	0-1	0-0	3-6	0-0-0-0	0-0

Quickie Statistics (1st quarter)
LIPSCOMB vs CPA (Dec. 2, 2021 at Chattanooga, TN)

	LIPSCOMB	CPA
Score	0	0
FIRST DOWNS	7	0
RUSHES-YARDS (NET)	11-47	3-6
PASSING YDS (NET)	62	0
Passes Att-Comp-Int	9-8-1	0-0-0
TOTAL OFFENSE PLAYS-YARDS	20-109	3-6
Fumble Returns-Yards	0-0	0-0
Punt Returns-Yards	0-0	0-0
Kickoff Returns-Yards	1-18	0-0
Interception Returns-Yards	0-0	1-9
Punts (Number-Avg)	0-0.0	1-40.0
Fumbles-Lost	0-0	0-0
Penalties-Yards	2-10	0-0
Possession Time	09:50	02:10
Third-Down Conversions	2 of 3	0 of 1
Fourth-Down Conversions	0 of 1	0 of 0

LIPSCOMB

Rushing	No.	Gain	Loss	Net	TD	Lg	Avg
Broome, A.	7	23	1	22	0	7	3.1
Walker, Carlin	2	15	0	15	0	9	7.5
Sherrill, M.	1	7	0	7	0	7	7.0
Richesson, L.	1	3	0	3	0	3	3.0

Passing	C-A-I	Yds	TD	Long	Sack
Richesson, L.	8-9-1	62	0	25	0

Receiving	No.	Yards	TD	Long
Sherrill, M.	4	31	0	25
Baker, Coleman	2	21	0	11
Reynolds, Mason	1	6	0	6
Broome, A.	1	4	0	4

Punting	No.	Yds	Avg	Long	In20	TB

Punt Returns	No.	Yards	TD	Long

Kick Returns	No.	Yards	TD	Long
Lorick, C.	1	18	0	18

Tackles	UA-A	Total	Sacks	TFL
Sherrill, M.	1-0	1.0	0.0	0.0
Roush, Sam	0-2	1.0	0.0	0.5
Fisher, Sam	0-1	0.5	0.0	0.0
Naotala, Koa	0-1	0.5	0.0	0.0

CPA

Rushing	No.	Gain	Loss	Net	TD	Lg	Avg
Patterson, L.	2	4	1	3	0	4	1.5
Law, Cade	1	3	0	3	0	3	3.0

Passing	C-A-I	Yds	TD	Long	Sack

Receiving	No.	Yards	TD	Long

Punting	No.	Yds	Avg	Long	In20	TB
Humphreys, L.	1	40	40.0	40	1	0

Punt Returns	No.	Yards	TD	Long

Kick Returns	No.	Yards	TD	Long

Tackles	UA-A	Total	Sacks	TFL
Webster, Drew	3-2	4.0	0.0	0.0
Patterson, L.	2-4	4.0	0.0	0.0
Stewart, Colin	2-1	2.5	0.0	1.0
Kail, Andersen	1-2	2.0	0.0	0.0

Play-by-Play Summary (2nd quarter)
LIPSCOMB vs CPA (Dec. 2, 2021 at Chattanooga, TN)

2-14	CPA 22	Start of 2nd quarter, clock 12:00.	
2-14	CPA 22	Richesson, L. pass complete to Broome, A. for 13 yards to the CPA9 (Law, Crews;Williams, Caleb).	
3-1	CPA 09	Broome, A. rush for 2 yards to the CPA7, 1ST DOWN LIPSCOMB (Kail, Andersen;Patterson, L.).	R8
1-G	CPA 07	Broome, A. rush for 7 yards to the CPA0, TOUCHDOWN, clock 11:17.	
1-G	CPA 03	LIPSCOMB ball on CPA3.	
1-G	CPA 03	PENALTY LIPSCOMB false start (Carter, Antonio) 5 yards to the CPA8.	
1-G	CPA 08	Hyatt, Grant kick attempt good.	

LIPSCOMB 7, CPA 0

16 plays, 82 yards, 7:39

Hyatt, Grant kickoff 38 yards to the CPA22, Williford, Reid return 10 yards to the CPA32 (Ezell, Garner;Burton, Micah).

CPA drive start at 11:11.

1-10	CPA 32	PENALTY CPA false start (Slover, Preston) 5 yards to the CPA27.	
1-15	CPA 27	Patterson, L. rush for 4 yards to the CPA31 (Roush, Sam;Allen, Chase).	
2-11	CPA 31	Law, Cade pass complete to Williford, Reid for 5 yards to the CPA36, out-of-bounds (Richesson, L.).	
3-6	CPA 36	Law, Cade pass complete to Burklow, Bo for 25 yards to the LIPSCOMB39, 1ST DOWN CPA (Jackson, Jordan).	P1
1-10	Lipscomb 39	Patterson, L. rush for 7 yards to the LIPSCOMB32 (Allen, Chase).	
2-3	Lipscomb 32	Patterson, L. rush for 4 yards to the LIPSCOMB28, 1ST DOWN CPA, out-of-bounds (Allen, Chase).	R2
1-10	Lipscomb 28	Law, Cade rush for no gain to the LIPSCOMB28 (Spillman, Edwin).	
2-10	Lipscomb 28	Law, Cade pass intercepted by Beasley, Kaleb at the LIPSCOMB19, Beasley, Kaleb return 2 yards to the LIPSCOMB21 (Collier, George).	

7 plays, 40 yards, 3:03

LIPSCOMB drive start at 08:08.

1-10	Lipscomb 21	PENALTY LIPSCOMB delay of game (Richesson, L.) 5 yards to the LIPSCOMB16.
1-15	Lipscomb 16	Broome, A. rush for 26 yards to the LIPSCOMB42, out-of-bounds, PENALTY LIPSCOMB holding 31 yards to the LIPSCOMB11.
1-20	Lipscomb 11	1st and 20.
1-20	Lipscomb 11	Richesson, L. pass complete to Broome, A. for loss of 4 yards to the LIPSCOMB7 (Williams, Caleb).
2-24	Lipscomb 07	Richesson, L. pass complete to Broome, A. for 6 yards to the LIPSCOMB13 (Webster, Drew).
3-18	Lipscomb 13	Richesson, L. pass complete to Sherrill, M. for 2 yards to the LIPSCOMB15, out-of-bounds (Williams, Caleb).
4-16	Lipscomb 15	Shulman, Cole punt 43 yards to the CPA42, downed.

4 plays, minus 6 yards, 2:00

CPA drive start at 06:08.

1-10	CPA 42	Law, Cade pass complete to Kail, Andersen for 4 yards to the CPA46, PENALTY CPA holding (Collier, George) 10 yards to the CPA32, NO PLAY.
1-20	CPA 32	Patterson, L. rush for 1 yard to the CPA33 (Naotala, Koa).
2-19	CPA 33	Timeout CPA, clock 04:57.
2-19	CPA 33	Law, Cade pass incomplete to Williford, Reid.
3-19	CPA 33	Law, Cade rush for 1 yard to the CPA34 (Spillman, Edwin).
4-18	CPA 34	TEAM rush for 2 yards to the CPA36 (Ezell, Garner;High, Hunter).

4 plays, minus 6 yards, 2:10

LIPSCOMB drive start at 03:58.

1-10	CPA 36	Broome, A. rush for 4 yards to the CPA32 (Burklow, Bo), PENALTY LIPSCOMB holding (Valbuena, Alex) 10 yards to the CPA46, NO PLAY.
1-20	CPA 46	Richesson, L. pass complete to Broome, A. for 4 yards to the CPA42 (Chance, Bo).
2-16	CPA 42	Richesson, L. pass complete to Dawson, Beau for loss of 8 yards to the 50 yardline (Collier, George).
3-24	Lipscomb 50	Richesson, L. sacked for loss of 8 yards to the LIPSCOMB42 (Collier, George).
4-32	Lipscomb 42	Timeout CPA, clock 02:08.
4-32	Lipscomb 42	Shulman, Cole punt 40 yards to the CPA18, downed.

3 plays, minus 22 yards, 2:03

CPA drive start at 01:55.

1-10	CPA 18	Law, Cade rush for 9 yards to the CPA27 (Longwell, Bryan;Allen, Chase), PENALTY CPA holding (Ellis, Charlie) 9 yards to the CPA9, NO PLAY.	
1-19	CPA 09	Timeout LIPSCOMB, clock 01:39.	
1-19	CPA 09	Patterson, L. rush for 55 yards to the LIPSCOMB36, 1ST DOWN CPA (Lyles, Jaden).	R3
1-10	Lipscomb 36	Timeout LIPSCOMB, clock 01:22.	
1-10	Lipscomb 36	Law, Cade rush for 5 yards to the LIPSCOMB31 (High, Hunter).	
2-5	Lipscomb 31	TEAM rush for loss of 4 yards to the LIPSCOMB35, fumble by TEAM recovered by LIPSCOMB Longwell, Bryan at LIPSCOMB35, Longwell, Bryan for 4 yards to the LIPSCOMB39 (Patterson, L.).	

3 plays, 47 yards, 1:00

LIPSCOMB drive start at 00:55, LIPSCOMB ball on LIPSCOMB39.

Play-by-Play Summary (2nd quarter)
LIPSCOMB vs CPA (Dec. 2, 2021 at Chattanooga, TN)

1-10 Lipscomb 39 Richesson, L. pass incomplete to Broome, A. (Webster, Drew).
2-10 Lipscomb 39 Richesson, L. pass complete to Houston, Ayden for 6 yards to the LIPSCOMB45 (Collier, George).
3-4 Lipscomb 45 Richesson, L. pass complete to Spillman, N. for 55 yards to the CPA0, 1ST DOWN LIPSCOMB, TOUCHDOWN, clock 00:06. P9
1-G CPA 03 Hyatt, Grant kick attempt failed.

LIPSCOMB 13, CPA 0

1-G Lipscomb 40 Timeout LIPSCOMB, clock 00:06.

3 plays, 61 yards, 0:52

Hyatt, Grant kickoff 23 yards to the CPA37, Law, Crews return 0 yards to the CPA37.

CPA drive start at 00:03.

1-10 CPA 37 Law, Cade rush for 3 yards to the CPA40 (Ford, Braden;Fisher, Sam).
End of half, clock 00:00.

1 play, 3 yards, 0:03

END OF 2nd QUARTER: LIPSCOMB 13, CPA 0

Quarter Summary	Score	Time Poss	1st Downs R	P	X	T	Conversions 3rd	4th	Rushing	Passing	Penalties
LIPSCOMB	13	05:44	1	1	0	2	2-4	0-0	4-27	8-9-0-74	4-51
CPA	0	06:16	2	1	0	3	1-2	0-1	11-78	2-4-1-30	3-24

Quickie Statistics (Halftime)
LIPSCOMB vs CPA (Dec. 2, 2021 at Chattanooga, TN)

	LIPSCOMB	CPA
Score	13	0
FIRST DOWNS	9	3
RUSHES-YARDS (NET)	15-74	14-84
PASSING YDS (NET)	136	30
Passes Att-Comp-Int	18-16-1	4-2-1
TOTAL OFFENSE PLAYS-YARDS	33-210	18-114
Fumble Returns-Yards	1-4	0-0
Punt Returns-Yards	0-0	0-0
Kickoff Returns-Yards	1-18	2-10
Interception Returns-Yards	1-2	1-9
Punts (Number-Avg)	2-41.5	1-40.0
Fumbles-Lost	0-0	1-1
Penalties-Yards	6-61	3-24
Possession Time	15:34	08:26
Third-Down Conversions	4 of 7	1 of 3
Fourth-Down Conversions	0 of 1	0 of 1

LIPSCOMB

Rushing	No.	Gain	Loss	Net	TD	Lg	Avg
Broome, A.	10	58	1	57	1	26	5.7
Walker, Carlin	2	15	0	15	0	9	7.5
Sherrill, M.	1	7	0	7	0	7	7.0
Richesson, L.	2	3	8	-5	0	3	-2.5

Passing	C-A-I	Yds	TD	Long	Sack
Richesson, L.	16-18-1	136	1	55	1

Receiving	No.	Yards	TD	Long
Sherrill, M.	5	33	0	25
Broome, A.	5	23	0	13
Baker, Coleman	2	21	0	11
Spillman, N.	1	55	1	55

Punting	No.	Yds	Avg	Long	In20	TB
Shulman, Cole	2	83	41.5	43	1	0

Punt Returns	No.	Yards	TD	Long

Kick Returns	No.	Yards	TD	Long
Lorick, C.	1	18	0	18

Tackles	UA-A	Total	Sacks	TFL
Allen, Chase	2-1	2.5	0.0	0.0
Spillman, Edwin	2-1	2.5	0.0	0.0
Naotala, Koa	1-1	1.5	0.0	0.0
High, Hunter	1-1	1.5	0.0	0.0

CPA

Rushing	No.	Gain	Loss	Net	TD	Lg	Avg
Patterson, L.	7	75	1	74	0	55	10.6
Law, Cade	5	12	0	12	0	5	2.4
TEAM	2	2	4	-2	0	2	-1.0

Passing	C-A-I	Yds	TD	Long	Sack
Law, Cade	2-4-1	30	0	25	0

Receiving	No.	Yards	TD	Long
Burklow, Bo	1	25	0	25
Williford, Reid	1	5	0	5

Punting	No.	Yds	Avg	Long	In20	TB
Humphreys, L.	1	40	40.0	40	1	0

Punt Returns	No.	Yards	TD	Long

Kick Returns	No.	Yards	TD	Long
Law, Crews	1	0	0	0
Williford, Reid	1	10	0	10

Tackles	UA-A	Total	Sacks	TFL
Patterson, L.	3-5	5.5	0.0	0.0
Webster, Drew	4-2	5.0	0.0	0.0
Collier, George	4-1	4.5	1.0	2.0
Williams, Caleb	2-2	3.0	0.0	1.0

Qtr	Time	Scoring Play	V-H
2nd	11:17	LIPSCOMB - Broome, A. 7 yd run (Hyatt, Grant kick), 16-82 7:39	7 - 0
	00:06	LIPSCOMB - Spillman, N. 55 yd pass from Richesson, L. (Hyatt, Grant kick failed), 3-61 0:52	13 - 0

Play-by-Play Summary (3rd quarter)
LIPSCOMB vs CPA (Dec. 2, 2021 at Chattanooga, TN)

Start of 3rd quarter, clock 12:00.

2-7	CPA 40	LIPSCOMB ball on LIPSCOMB40.	
		Hyatt, Grant kickoff 55 yards to the CPA5, Humphreys, L. return 10 yards to the CPA15 (Ward, Kamarion).	

CPA drive start at 11:53.

1-10	CPA 15	Patterson, L. rush for 5 yards to the CPA20 (Lyles, Jaden).	
2-5	CPA 20	Patterson, L. rush for 5 yards to the CPA25, 1ST DOWN CPA (Fisher, Sam;Richesson, L.).	R4
1-10	CPA 25	Law, Cade rush for 5 yards to the CPA30 (Longwell, Bryan).	
2-5	CPA 30	Patterson, L. rush for 4 yards to the CPA34 (Spillman, Edwin).	
3-1	CPA 34	Law, Cade rush for 9 yards to the CPA43, 1ST DOWN CPA (Lorick, C.).	R5
1-10	CPA 43	Law, Cade rush for 6 yards to the CPA49 (Roush, Sam).	
2-4	CPA 49	PENALTY LIPSCOMB personal foul (Naotala, Koa) 15 yards to the LIPSCOMB36, 1ST DOWN CPA.	X6
1-10	Lipscomb 36	Patterson, L. rush for 2 yards to the LIPSCOMB34 (Longwell, Bryan).	
2-8	Lipscomb 34	Law, Cade rush for 3 yards to the LIPSCOMB31 (Naotala, Koa).	
3-5	Lipscomb 31	Law, Cade pass complete to Burklow, Bo for 27 yards to the LIPSCOMB4 (Jackson, Jordan), PENALTY CPA holding (Slover, Preston) 10 yards to the LIPSCOMB41, NO PLAY.	
3-15	Lipscomb 41	Law, Cade pass incomplete to Williford, Reid (Lorick, C.).	
4-15	Lipscomb 41	Law, Cade sacked for loss of 9 yards to the 50 yardline (Fisher, Sam).	

10 plays, 35 yards, 5:24

LIPSCOMB drive start at 06:29.

Punter scramble after bad snap

1-10	Lipscomb 50	Broome, A. rush for 10 yards to the CPA40, 1ST DOWN LIPSCOMB, out-of-bounds.	R10
1-10	CPA 40	Walker, Carlin rush for 4 yards to the CPA36 (Collier, George;Chance, Bo).	
2-6	CPA 36	Broome, A. rush for 3 yards to the CPA33 (Dillard, Easton;Patterson, L.).	
3-3	CPA 33	Walker, Carlin rush for 4 yards to the CPA29, 1ST DOWN LIPSCOMB (Law, Crews;Williford, Reid).	R11
1-10	CPA 29	Walker, Carlin rush for 8 yards to the CPA21 (Law, Crews).	
2-2	CPA 21	Broome, A. rush for 12 yards to the CPA9, 1ST DOWN LIPSCOMB (Gregory, Ryan;Williford, Reid).	R12
1-G	CPA 09	Broome, A. rush for 5 yards to the CPA4, out-of-bounds (Kail, Andersen).	
2-G	CPA 04	Richesson, L. rush for no gain to the CPA4 (Burklow, Bo).	
3-G	CPA 04	Broome, A. rush for 4 yards to the CPA0, TOUCHDOWN, clock 01:50.	
1-G	CPA 03	Hyatt, Grant kick attempt good.	

LIPSCOMB 20, CPA 0

9 plays, 50 yards, 4:44

Hyatt, Grant kickoff 46 yards to the CPA14, Humphreys, L. return 11 yards to the CPA25 (Longwell, Bryan).

CPA drive start at 01:45.

1-10	CPA 25	Law, Cade pass complete to Williford, Reid for 20 yards to the CPA45, 1ST DOWN CPA (Walker, Adam).	P7
1-10	CPA 45	Law, Cade pass complete to Humphreys, L. for 11 yards to the LIPSCOMB44, 1ST DOWN CPA (Beasley, Kaleb;Lyles, Jaden).	P8
1-10	Lipscomb 44	Patterson, L. rush for 7 yards to the LIPSCOMB37 (Naotala, Koa;Lyles, Jaden).	
2-3	Lipscomb 37	Law, Cade pass incomplete to Humphreys, L..	
3-3	Lipscomb 37	Williford, Reid rush for 2 yards to the LIPSCOMB35 (Johnson II, M.).	

END OF 3rd QUARTER: LIPSCOMB 20, CPA 0

		Time	1st Downs				Conversions				
Quarter Summary	Score	Poss	R	P	X	T	3rd	4th	Rushing	Passing	Penalties
LIPSCOMB	7	04:44	3	0	0	3	2-2	0-0	9-50	0-0-0-0	1-15
CPA	0	07:09	2	2	1	5	1-2	0-1	11-39	2-4-0-31	1-10

Quickie Statistics (3rd quarter)
LIPSCOMB vs CPA (Dec. 2, 2021 at Chattanooga, TN)

	LIPSCOMB	CPA
Score	20	0
FIRST DOWNS	12	8
RUSHES-YARDS (NET)	24-124	25-123
PASSING YDS (NET)	136	61
Passes Att-Comp-Int	18-16-1	8-4-1
TOTAL OFFENSE PLAYS-YARDS	42-260	33-184
Fumble Returns-Yards	1-4	0-0
Punt Returns-Yards	0-0	0-0
Kickoff Returns-Yards	1-18	4-31
Interception Returns-Yards	1-2	1-9
Punts (Number-Avg)	2-41.5	1-40.0
Fumbles-Lost	0-0	1-1
Penalties-Yards	7-76	4-34
Possession Time	20:18	15:35
Third-Down Conversions	6 of 9	2 of 6
Fourth-Down Conversions	0 of 1	0 of 2

LIPSCOMB

Rushing	No.	Gain	Loss	Net	TD	Lg	Avg
Broome, A.	15	92	1	91	2	26	6.1
Walker, Carlin	5	31	0	31	0	9	6.2
Sherrill, M.	1	7	0	7	0	7	7.0
Richesson, L.	3	3	8	-5	0	3	-1.7

Passing	C-A-I	Yds	TD	Long	Sack
Richesson, L.	16-18-1	136	1	55	1

Receiving	No.	Yards	TD	Long
Sherrill, M.	5	33	0	25
Broome, A.	5	23	0	13
Baker, Coleman	2	21	0	11
Spillman, N.	1	55	1	55

Punting	No.	Yds	Avg	Long	In20	TB
Shulman, Cole	2	83	41.5	43	1	0

Punt Returns	No.	Yards	TD	Long

Kick Returns	No.	Yards	TD	Long
Lorick, C.	1	18	0	18

Tackles	UA-A	Total	Sacks	TFL
Spillman, Edwin	3-1	3.5	0.0	0.0
Lyles, Jaden	2-3	3.5	0.0	0.5
Longwell, Bryan	3-0	3.0	0.0	0.0
Naotala, Koa	2-2	3.0	0.0	0.0

CPA

Rushing	No.	Gain	Loss	Net	TD	Lg	Avg
Patterson, L.	12	98	1	97	0	55	8.1
Law, Cade	10	35	9	26	0	9	2.6
Williford, Reid	1	2	0	2	0	2	2.0
TEAM	2	2	4	-2	0	2	-1.0

Passing	C-A-I	Yds	TD	Long	Sack
Law, Cade	4-8-1	61	0	25	1

Receiving	No.	Yards	TD	Long
Williford, Reid	2	25	0	20
Burklow, Bo	1	25	0	25
Humphreys, L.	1	11	0	11

Punting	No.	Yds	Avg	Long	In20	TB
Humphreys, L.	1	40	40.0	40	1	0

Punt Returns	No.	Yards	TD	Long

Kick Returns	No.	Yards	TD	Long
Humphreys, L.	2	21	0	11
Law, Crews	1	0	0	0

Tackles	UA-A	Total	Sacks	TFL
Patterson, L.	3-6	6.0	0.0	0.0
Webster, Drew	4-2	5.0	0.0	0.0
Collier, George	4-2	5.0	1.0	2.0
Kail, Andersen	2-3	3.5	0.0	0.0

Qtr	Time	Scoring Play	V-H
2nd	11:17	LIPSCOMB - Broome, A. 7 yd run (Hyatt, Grant kick), 16-82 7:39	7 - 0
	00:06	LIPSCOMB - Spillman, N. 55 yd pass from Richesson, L. (Hyatt, Grant kick failed), 3-61 0:52	13 - 0
3rd	01:50	LIPSCOMB - Broome, A. 4 yd run (Hyatt, Grant kick), 9-50 4:44	20 - 0

Play-by-Play Summary (4th quarter)
LIPSCOMB vs CPA (Dec. 2, 2021 at Chattanooga, TN)

4-1 Lipscomb 35 Start of 4th quarter, clock 12:00.
4-1 Lipscomb 35 Law, Cade rush for 2 yards to the LIPSCOMB33, 1ST DOWN CPA (Longwell, Bryan;Naotala, Koa). R9
1-10 Lipscomb 33 Patterson, L. rush for 8 yards to the LIPSCOMB25 (Naotala, Koa).
2-2 Lipscomb 25 Law, Cade pass incomplete to Williford, Reid (Beasley, Kaleb).
3-2 Lipscomb 25 Law, Cade rush for 4 yards to the LIPSCOMB21, 1ST DOWN CPA (Longwell, Bryan). R10
1-10 Lipscomb 21 Law, Cade sacked for loss of 6 yards to the LIPSCOMB27 (Spillman, Edwin), PENALTY CPA intentional grounding (Law, Cade) 5 yards to the LIPSCOMB32.
2-21 Lipscomb 32 2nd and 21.
2-21 Lipscomb 32 Law, Cade pass incomplete to Humphreys, L. (Beasley, Kaleb).
3-21 Lipscomb 32 Law, Cade sacked for loss of 5 yards to the LIPSCOMB37 (Spillman, Edwin).
4-26 Lipscomb 37 Timeout LIPSCOMB, clock 09:13.
4-26 Lipscomb 37 Law, Cade pass incomplete to Humphreys, L. (Lyles, Jaden).

13 plays, 38 yards, 4:40

LIPSCOMB drive start at 09:05.
1-10 Lipscomb 37 Broome, A. rush for 13 yards to the 50 yardline, 1ST DOWN LIPSCOMB (Williams, Caleb;Law, Crews). R13
1-10 Lipscomb 50 Richesson, L. rush for 7 yards to the CPA43 (Patterson, L.), PENALTY LIPSCOMB holding 10 yards to the LIPSCOMB47.
1-13 Lipscomb 47 1st and 13.
1-13 Lipscomb 47 Broome, A. rush for 6 yards to the CPA47 (Williams, Caleb;Law, Crews).
2-7 CPA 47 Timeout LIPSCOMB, clock 07:14.
2-7 CPA 47 Richesson, L. pass complete to Sherrill, M. for 11 yards to the CPA36, 1ST DOWN LIPSCOMB (Williford, Reid). P14
1-10 CPA 36 Broome, A. rush for 3 yards to the CPA33 (Patterson, L.).
2-7 CPA 33 Broome, A. rush for 2 yards to the CPA31 (Stewart, Colin;Law, Crews).
3-5 CPA 31 Broome, A. rush for 22 yards to the CPA9, 1ST DOWN LIPSCOMB (Law, Crews;Webster, Drew). R15
1-G CPA 09 Broome, A. rush for 2 yards to the CPA7 (Law, Crews;Patterson, L.), PENALTY LIPSCOMB holding (Valbuena, Alex) 10 yards to the CPA19, NO PLAY.
1-G CPA 19 Walker, Carlin rush for 2 yards to the CPA17 (Stewart, Colin;Chance, Bo).
2-G CPA 17 Walker, Carlin rush for 5 yards to the CPA12 (Collier, George;Slover, Preston).
3-G CPA 12 Sherrill, M. rush for 12 yards to the CPA0, TOUCHDOWN, clock 02:25.
1-G CPA 03 Portale, J. kick attempt good.

LIPSCOMB 27, CPA 0

10 plays, 63 yards, 6:48

Hyatt, Grant kickoff 57 yards to the CPA3, Williford, Reid return 10 yards to the CPA13 (Longwell, Bryan;Houston, Ayden).

CPA drive start at 02:17.
1-10 CPA 13 Law, Cade rush for 17 yards to the CPA30, 1ST DOWN CPA (Lyles, Jaden;Johnson II, M.). R11
1-10 CPA 30 Law, Cade rush for no gain to the CPA30 (Gooden, C.).
2-10 CPA 30 Law, Cade pass complete to Humphreys, L. for 48 yards to the LIPSCOMB22 (Beasley, Kaleb), PENALTY CPA pass interference (Humphreys, L.) 15 yards to the CPA15, NO PLAY.
2-25 CPA 15 Law, Cade pass complete to Humphreys, L. for 11 yards to the CPA26, out-of-bounds (Beasley, Kaleb).
3-14 CPA 26 Law, Cade sacked for loss of 10 yards to the CPA16 (Spillman, Edwin).
4-24 CPA 16 Law, Cade pass complete to Patterson, L. for 18 yards to the CPA34 (Beasley, Kaleb;Walker, Adam).

5 plays, 21 yards, 2:04

LIPSCOMB drive start at 00:13.
1-10 CPA 34 TEAM rush for loss of 2 yards to the CPA36.
End of game, clock 00:00.

1 play, minus 2 yards, 0:13

FINAL SCORE: LIPSCOMB 27, CPA 0

Quarter Summary	Score	Time Poss	1st Downs R	P	X	T	Conversions 3rd	4th	Rushing	Passing	Penalties
LIPSCOMB	7	07:01	2	1	0	3	2-2	0-0	10-70	1-1-0-11	2-20
CPA	0	04:59	3	0	0	3	1-3	1-3	8-10	2-5-0-29	2-20

Quickie Statistics (4th quarter)
LIPSCOMB vs CPA (Dec. 2, 2021 at Chattanooga, TN)

	LIPSCOMB	CPA
Score	27	0
FIRST DOWNS	15	11
RUSHES-YARDS (NET)	34-194	33-133
PASSING YDS (NET)	147	90
Passes Att-Comp-Int	19-17-1	13-6-1
TOTAL OFFENSE PLAYS-YARDS	53-341	46-223
Fumble Returns-Yards	1-4	0-0
Punt Returns-Yards	0-0	0-0
Kickoff Returns-Yards	1-18	5-41
Interception Returns-Yards	1-2	1-9
Punts (Number-Avg)	2-41.5	1-40.0
Fumbles-Lost	0-0	1-1
Penalties-Yards	9-96	6-54
Possession Time	27:19	20:34
Third-Down Conversions	8 of 11	3 of 9
Fourth-Down Conversions	0 of 1	1 of 5

LIPSCOMB

Rushing	No.	Gain	Loss	Net	TD	Lg	Avg
Broome, A.	20	138	1	137	2	26	6.8
Walker, Carlin	7	38	0	38	0	9	5.4
Sherrill, M.	2	19	0	19	1	12	9.5
Richesson, L.	4	10	8	2	0	7	0.5

Passing	C-A-I	Yds	TD	Long	Sack
Richesson, L.	17-19-1	147	1	55	1

Receiving	No.	Yards	TD	Long
Sherrill, M.	6	44	0	25
Broome, A.	5	23	0	13
Baker, Coleman	2	21	0	11
Spillman, N.	1	55	1	55

Punting	No.	Yds	Avg	Long	In20	TB
Shulman, Cole	2	83	41.5	43	1	0

Punt Returns	No.	Yards	TD	Long

Kick Returns	No.	Yards	TD	Long
Lorick, C.	1	18	0	18

Tackles	UA-A	Total	Sacks	TFL
Spillman, Edwin	6-1	6.5	3.0	3.0
Longwell, Bryan	4-2	5.0	0.0	0.0
Naotala, Koa	3-3	4.5	0.0	0.0
Lyles, Jaden	2-4	4.0	0.0	0.5

CPA

Rushing	No.	Gain	Loss	Net	TD	Lg	Avg
Patterson, L.	13	106	1	105	0	55	8.1
Law, Cade	17	58	30	28	0	17	1.6
Williford, Reid	1	2	0	2	0	2	2.0
TEAM	2	2	4	-2	0	2	-1.0

Passing	C-A-I	Yds	TD	Long	Sack
Law, Cade	6-13-1	90	0	25	4

Receiving	No.	Yards	TD	Long
Williford, Reid	2	25	0	20
Humphreys, L.	2	22	0	11
Burklow, Bo	1	25	0	25
Patterson, L.	1	18	0	18

Punting	No.	Yds	Avg	Long	In20	TB
Humphreys, L.	1	40	40.0	40	1	0

Punt Returns	No.	Yards	TD	Long

Kick Returns	No.	Yards	TD	Long
Humphreys, L.	2	21	0	11
Williford, Reid	2	20	0	10

Tackles	UA-A	Total	Sacks	TFL
Patterson, L.	5-6	8.0	0.0	0.0
Webster, Drew	4-3	5.5	0.0	0.0
Collier, George	4-3	5.5	1.0	2.0
Williford, Reid	2-4	4.0	0.0	0.0

Qtr	Time	Scoring Play	V-H
2nd	11:17	LIPSCOMB - Broome, A. 7 yd run (Hyatt, Grant kick), 16-82 7:39	7 - 0
	00:06	LIPSCOMB - Spillman, N. 55 yd pass from Richesson, L. (Hyatt, Grant kick failed), 3-61 0:52	13 - 0
3rd	01:50	LIPSCOMB - Broome, A. 4 yd run (Hyatt, Grant kick), 9-50 4:44	20 - 0
4th	02:25	LIPSCOMB - Sherrill, M. 12 yd run (Portale, J. kick), 10-63 6:48	27 - 0

2020 Division II Class AA State Football Playoffs

November 6 - December 3, 2020

Notes:
All times are local time. The higher seed will host. If the #1 West and #1 Middle teams meet in the semifinals, the #1 West team will host. If #2 Middle and #2 East meet in the quarterfinals, #2 Middle will host.

Scoring Summary (Final)
Lipscomb Academy vs CPA (Dec 03, 2020 at Cookeville, TN)

Lipscomb Academy (10-3) vs. CPA (11-1)
Date: Dec 03, 2020 • Site: Cookeville, TN • Stadium: Tucker Stadium
Attendance: 3189

Score by Quarters	1	2	3	4	Total
Lipscomb Academy	0	7	14	7	28
CPA	7	14	7	7	35

Qtr	Time	Scoring Play	V-H
1st	06:54	CPA - Patterson, L. 4 yd run (Seibert, Mac kick), 10-80 5:06	0 - 7
2nd	11:32	LIPSCOMB - Green, Daniel 8 yd pass from Richesson, L. (Young, Ryan kick), 4-29 0:34	7 - 7
	06:50	CPA - Patterson, L. 3 yd run (Seibert, Mac kick), 10-83 4:41	7 - 14
	00:53	CPA - Patterson, L. 1 yd run (Seibert, Mac kick), 10-65 3:58	7 - 21
3rd	10:36	LIPSCOMB - Broome, Alex 4 yd run (Young, Ryan kick), 5-64 1:16	14 - 21
	05:04	CPA - Law, Cade 1 yd run (Seibert, Mac kick), 12-80 5:32	14 - 28
	04:27	LIPSCOMB - Broome, Alex 2 yd run (Young, Ryan kick), 4-55 0:32	21 - 28
4th	09:49	LIPSCOMB - Broome, Alex 22 yd pass from Richesson, L. (Young, Ryan kick), 4-35 1:11	28 - 28
	02:31	CPA - Reynolds, Cade 3 yd pass from Law, Cade (Seibert, Mac kick), 15-74 7:14	28 - 35

Kickoff time: 11:07 • End of Game: 1:58 • Total elapsed time: 2:51
Officials: Referee: Eric Ward; Umpire: Kory Green; Linesman: Mike Blackwood;
Line judge: Jeff Leyhue; Back judge: Forrest Jones; Field judge: James Summers;
Side judge: Kirk Moore; Center judge: Jelks/Hazelwood;
Temperature: 50 • Wind: S 5 mph • Weather: Cloudy
Most Outstanding Player: Cade Law, CPA

Team Statistics (Final)
Lipscomb Academy vs CPA (Dec 03, 2020 at Cookeville, TN)

	LIPSCOM	CPA
FIRST DOWNS	12	28
Rushing	2	25
Passing	10	3
Penalty	0	0
NET YARDS RUSHING	53	424
Rushing Attempts	11	72
Average Per Rush	4.8	5.9
Rushing Touchdowns	2	4
Yards Gained Rushing	57	431
Yards Lost Rushing	4	7
NET YARDS PASSING	229	36
Completions-Attempts-Int	17-23-1	5-6-0
Average Per Attempt	10.0	6.0
Average Per Completion	13.5	7.2
Passing Touchdowns	2	1
TOTAL OFFENSE YARDS	282	460
Total offense plays	34	78
Average Gain Per Play	8.3	5.9
Fumbles: Number-Lost	0-0	1-1
Penalties: Number-Yards	8-59	8-76
PUNTS-YARDS	3-123	2-48
Average Yards Per Punt	41.0	24.0
Net Yards Per Punt	41.0	24.0
Inside 20	2	0
50+ Yards	0	1
Touchbacks	0	0
Fair catch	1	0
KICKOFFS-YARDS	5-278	6-326
Average Yards Per Kickoff	55.6	54.3
Net Yards Per Kickoff	44.4	28.8
Touchbacks	2	1
Fair Catch Yards	0	0
Punt returns: Number-Yards-TD	0-0-0	0-0-0
Average Per Return	0.0	0.0
Kickoff returns: Number-Yds-TD	5-133-0	3-16-0
Average Per Return	26.6	5.3
Interceptions: Number-Yds-TD	0-0-0	1-7-0
Fumble Returns: Number-Yds-TD	0-0-0	0-0-0
Miscellaneous Yards	0	0
Possession Time	09:14	38:46
1st Quarter	2:27	9:33
2nd Quarter	3:20	8:40
3rd Quarter	2:01	9:59
4th Quarter	1:26	10:34
Third-Down Conversions	3 of 6	7 of 10
Fourth-Down Conversions	0 of 0	0 of 0
Red-Zone Scores-Chances	3-3	5-5
Touchdowns	3-3	5-5
Field goals	0-3	0-5
Sacks By: Number-Yards	0-0	1-2
PAT Kicks	4-4	5-5
Field Goals	0-0	0-0
Points off turnovers	7	0

Individual Statistics (Final)
Lipscomb Academy vs CPA (Dec 03, 2020 at Cookeville, TN)

Lipscomb Academy

Rushing	No.	Gain	Loss	Net	TD	Lg	Avg
Broome, Alex	7	29	2	27	2	14	3.9
Richesson, L.	4	28	2	26	0	22	6.5
Totals	11	57	4	53	2	22	4.8

Passing	C-A-I	Yds	TD	Long	Sack
Richesson, L.	17-23-1	229	2	30	1
Totals	17-23-1	229	2	30	1

Receiving	No.	Yards	TD	Long
Dawson, Beau	7	120	0	30
Broome, Alex	4	43	1	22
Baker, Coleman	2	17	0	18
Green, Daniel	2	15	1	8
Hughes, Justin	1	26	0	26
Berris, Willie	1	8	0	8
Totals	17	229	2	30

Punting	No.	Yds	Avg	Long	In20	TB
Taylor, Tate	3	123	41.0	47	2	0
Totals	3	123	41.0	47	2	0

	Punt			Kickoff			Intercept		
Returns	No	Yds	Lg	No	Yds	Lg	No	Yds	Lg
Broome, Alex	0	0	0	2	44	25	0	0	0
Berris, Willie	0	0	0	3	89	33	0	0	0
Totals	0	0	0	5	133	33	0	0	0

Field goals	Qtr	Time	Dist	Result

Kickoffs	No.	Yards	Avg	TB	OB
Young, Ryan	5	278	55.6	2	0

All-purpose	Run	Rcv	KR	PR	IR	Total
Dawson, Beau	0	120	0	0	0	120
Broome, Alex	27	43	44	0	0	114
Berris, Willie	0	8	89	0	0	97
Hughes, Justin	0	26	0	0	0	26

CPA

Rushing	No.	Gain	Loss	Net	TD	Lg	Avg
Patterson, L.	34	191	0	191	3	34	5.6
Law, Cade	25	170	2	168	1	23	6.7
Reid, Tyler	11	64	0	64	0	21	5.8
Hays, Will	1	6	0	6	0	6	6.0
TEAM	1	0	5	-5	0	0	-5.0
Totals	72	431	7	424	4	34	5.9

Passing	C-A-I	Yds	TD	Long	Sack
Law, Cade	5-6-0	36	1	11	0
Totals	5-6-0	36	1	11	0

Receiving	No.	Yards	TD	Long
Williford, Reid	3	22	0	9
Kail, Andersen	1	11	0	11
Reynolds, Cade	1	3	1	3
Totals	5	36	1	11

Punting	No.	Yds	Avg	Long	In20	TB
Seibert, Mac	2	48	24.0	53	0	0
Totals	2	48	24.0	53	0	0

	Punt			Kickoff			Intercept		
Returns	No	Yds	Lg	No	Yds	Lg	No	Yds	Lg
Beck, Parker	0	0	0	1	0	0	0	0	0
Reid, Tyler	0	0	0	2	16	9	0	0	0
Williford, Reid	0	0	0	0	0	0	1	7	7
Totals	0	0	0	3	16	9	1	7	7

Field goals	Qtr	Time	Dist	Result

Kickoffs	No.	Yards	Avg	TB	OB
Seibert, Mac	6	326	54.3	1	0

All-purpose	Run	Rcv	KR	PR	IR	Total
Patterson, L.	191	0	0	0	0	191
Law, Cade	168	0	0	0	0	168
Reid, Tyler	64	0	16	0	0	80
Williford, Reid	0	22	0	0	7	29

FUMBLES: Lipscomb Academy-None. CPA-Law, Cade 1-1.

Defensive Statistics (Final)
Lipscomb Academy vs CPA (Dec 03, 2020 at Cookeville, TN)

#	Lipscomb Academy	Solo	Ast	Total	Sacks-Yds	TFL-Yds	FF	FR-Yds	Int-Yds	BrUp	Blks	QBH
8	Taylor, Tate	9	6	12.0	-	-	-	-	-	-	-	-
1	Berris, Willie	5	6	8.0	-	-	-	-	-	-	-	-
2	Lyles, Jaden	4	6	7.0	-	-	-	1-0	-	-	-	-
6	Jackson, Jordan	4	6	7.0	-	-	1	-	-	-	-	-
15	Miller, Eli	2	8	6.0	-	-	-	-	-	-	-	-
33	High, Hunter	4	3	5.5	-	-	-	-	-	-	-	-
29	Fisher, Sam	1	7	4.5	-	0.5-1	-	-	-	-	-	-
98	Watkins, Tyrin	4	0	4.0	-	-	-	-	-	-	-	-
13	Bornstein, B.	2	4	4.0	-	-	-	-	-	-	-	-
30	Longwell, Bryan	1	6	4.0	-	0.5-1	-	-	-	1	-	-
45	Ford, Braden	2	1	2.5	-	-	-	-	-	-	-	-
77	Hardy, Will	2	1	2.5	-	-	-	-	-	-	-	-
9	Larkin, Zach	0	4	2.0	-	-	-	-	-	-	-	-
52	Solis, Brandon	1	1	1.5	-	-	-	-	-	-	-	-
22	Allen, Chase	0	3	1.5	-	-	-	-	-	-	-	-
58	Rubin, Josh	0	1	0.5	-	-	-	-	-	-	-	-
55	Page, Chazan	0	1	0.5	-	-	-	-	-	-	-	-
	Totals	41	64	73.0	0.0-0	1.0-2	1	1-0	0-0	1	0	0

#	CPA	Solo	Ast	Total	Sacks-Yds	TFL-Yds	FF	FR-Yds	Int-Yds	BrUp	Blks	QBH
4	Reid, Tyler	5	1	5.5	-	-	-	-	-	-	-	-
17	Reynolds, Cade	4	1	4.5	-	0.5-1	-	-	-	1	-	-
20	Williford, Reid	3	0	3.0	-	-	-	-	1-7	1	-	-
57	Stewart, Colin	2	2	3.0	1.0-2	1.5-3	-	-	-	-	-	1
7	Myers, Brewer	2	1	2.5	-	-	-	-	-	-	-	-
10	Patterson, L.	2	0	2.0	-	1.0-1	-	-	-	-	-	-
18	Whiteside, S.	1	2	2.0	-	-	-	-	-	-	-	-
19	Shipman, Scott	1	1	1.5	-	-	-	-	-	1	-	-
56	Collier, George	1	1	1.5	-	-	-	-	-	1	-	-
24	Hays, Will	1	0	1.0	-	-	-	-	-	-	-	-
87	Seibert, Mac	1	0	1.0	-	-	-	-	-	-	-	-
25	Webster, Drew	0	2	1.0	-	-	-	-	-	-	-	-
36	Dillard, Easton	0	1	0.5	-	-	-	-	-	-	-	-
	Totals	23	12	29.0	1.0-2	3.0-5	0	0-0	1-7	4	0	1

Drive Chart (By Team) (Final)
Lipscomb Academy vs CPA (Dec 03, 2020 at Cookeville, TN)

		Drive Started			Drive Ended			Consumed	
Team	Qtr	Spot	Time	Obtained	Spot	Time	How lost	Pl - Yds	TOP
LIPSCO	1st	L33	06:47	Kickoff	L36	05:28	Punt	3 - 3	1:19
LIPSCO		L40	03:07	Punt	L43	02:12	Punt	3 - 3	0:55
LIPSCO		C29	00:06	Fumble	C00	11:32	*TOUCHDOWN	4 - 29	0:34 .
LIPSCO	2nd	L28	06:38	Kickoff	L35	04:51	Punt	3 - 7	1:47
LIPSCO		L20	00:53	Kickoff	C17	00:00	End of half	7 - 63	0:53
LIPSCO	3rd	L36	11:52	Kickoff	C00	10:36	*TOUCHDOWN	5 - 64	1:16 .
LIPSCO		L45	04:59	Kickoff	C00	04:27	*TOUCHDOWN	4 - 55	0:32 .
LIPSCO	4th	C35	11:00	Punt	C00	09:49	*TOUCHDOWN	4 - 35	1:11
LIPSCO		C45	02:22	Kickoff	C45	02:16	Interception	1 - 0	0:06

Lipscomb Academy	1st Qtr	2nd Qtr	3rd Qtr	4th Qtr	1st Half	2nd Half	Total
Time of possession	02:27	03:20	02:01	01:26	05:47	03:27	09:14
3rd down conversions	0-2	2-3	0-0	1-1	2-5	1-1	3-6
Average field position	L48	L24	L40	C40	L38	L50	L43
4th down conversions	0-0	0-0	0-0	0-0	0-0	0-0	0-0

		Drive Started			Drive Ended			Consumed	
Team	Qtr	Spot	Time	Obtained	Spot	Time	How lost	Pl - Yds	TOP
CPA	1st	C20	12:00	Kickoff	L00	06:54	*TOUCHDOWN	10 - 80	5:06 .
CPA		C18	05:28	Punt	C22	03:07	Punt	3 - 4	2:21
CPA		C10	02:12	Punt	C29	00:06	Fumble	4 - 19	2:06
CPA	2nd	C17	11:31	Kickoff	L00	06:50	*TOUCHDOWN	10 - 83	4:41 .
CPA		C35	04:51	Punt	L00	00:53	*TOUCHDOWN	10 - 65	3:58 .
CPA	3rd	C20	10:36	Kickoff	L00	05:04	*TOUCHDOWN	12 - 80	5:32 .
CPA		C10	04:21	Kickoff	C40	11:00	Punt	9 - 30	5:21
CPA	4th	C26	09:45	Kickoff	L00	02:31	*TOUCHDOWN	15 - 74	7:14 .
CPA		C47	02:16	Interception	L39	00:00	End of half	5 - 14	2:16

CPA	1st Qtr	2nd Qtr	3rd Qtr	4th Qtr	1st Half	2nd Half	Total
Time of possession	09:33	08:40	09:59	10:34	18:13	20:33	38:46
3rd down conversions	1-2	1-1	2-2	3-5	2-3	5-7	7-10
Average field position	C16	C26	C15	C36	C20	C25	C22
4th down conversions	0-0	0-0	0-0	0-0	0-0	0-0	0-0

Drive Chart (By Quarter) (Final)
Lipscomb Academy vs CPA (Dec 03, 2020 at Cookeville, TN)

		Drive Started			Drive Ended			Consumed	
Team	Qtr	Spot	Time	Obtained	Spot	Time	How lost	Pl - Yds	TOP
CPA	1st	C20	12:00	Kickoff	L00	06:54	*TOUCHDOWN	10 - 80	5:06 .
LIPSCO		L33	06:47	Kickoff	L36	05:28	Punt	3 - 3	1:19
CPA		C18	05:28	Punt	C22	03:07	Punt	3 - 4	2:21
LIPSCO		L40	03:07	Punt	L43	02:12	Punt	3 - 3	0:55
CPA		C10	02:12	Punt	C29	00:06	Fumble	4 - 19	2:06
LIPSCO		C29	00:06	Fumble	C00	11:32	*TOUCHDOWN	4 - 29	0:34 .
CPA	2nd	C17	11:31	Kickoff	L00	06:50	*TOUCHDOWN	10 - 83	4:41 .
LIPSCO		L28	06:38	Kickoff	L35	04:51	Punt	3 - 7	1:47
CPA		C35	04:51	Punt	L00	00:53	*TOUCHDOWN	10 - 65	3:58 .
LIPSCO		L20	00:53	Kickoff	C17	00:00	End of half	7 - 63	0:53
LIPSCO	3rd	L36	11:52	Kickoff	C00	10:36	*TOUCHDOWN	5 - 64	1:16 .
CPA		C20	10:36	Kickoff	L00	05:04	*TOUCHDOWN	12 - 80	5:32 .
LIPSCO		L45	04:59	Kickoff	C00	04:27	*TOUCHDOWN	4 - 55	0:32 .
CPA		C10	04:21	Kickoff	C40	11:00	Punt	9 - 30	5:21
LIPSCO	4th	C35	11:00	Punt	C00	09:49	*TOUCHDOWN	4 - 35	1:11
CPA		C26	09:45	Kickoff	L00	02:31	*TOUCHDOWN	15 - 74	7:14 .
LIPSCO		C45	02:22	Kickoff	C45	02:16	Interception	1 - 0	0:06
CPA		C47	02:16	Interception	L39	00:00	End of half	5 - 14	2:16

Play-by-Play Summary (1st quarter)
Lipscomb Academy vs CPA (Dec 03, 2020 at Cookeville, TN)

Captains: CPA Maverick Rodriguez; LA Zach Larkin
CPA wins toss and chooses to receive; LA to defend south goal

1-10 Lipscomb 40 LIPSCOMB ball on LIPSCOMB40.
Young, Ryan kickoff 60 yards to the CPA0, touchback.

1-10	CPA 20	Law, Cade rush for 13 yards to the CPA33, 1ST DOWN CPA (Lyles, Jaden;Longwell, Bryan).	R1
1-10	CPA 33	Patterson, L. rush for 2 yards to the CPA35 (Taylor, Tate;Bornstein, B.).	
2-8	CPA 35	Patterson, L. rush for 9 yards to the CPA44, 1ST DOWN CPA (Berris, Willie;Fisher, Sam).	R2
1-10	CPA 44	Patterson, L. rush for 4 yards to the CPA48 (Taylor, Tate).	
2-6	CPA 48	Patterson, L. rush for 3 yards to the LIPSCOMB49 (Larkin, Zach;Hardy, Will).	
3-3	Lipscomb 49	Law, Cade rush for 3 yards to the LIPSCOMB46, 1ST DOWN CPA (Miller, Eli).	R3
1-10	Lipscomb 46	Patterson, L. rush for 18 yards to the LIPSCOMB28, 1ST DOWN CPA, out-of-bounds (Lyles, Jaden).	R4
1-10	Lipscomb 28	Reid, Tyler rush for 4 yards to the LIPSCOMB24 (Bornstein, B.).	
2-6	Lipscomb 24	Law, Cade rush for 20 yards to the LIPSCOMB4, 1ST DOWN CPA (Lyles, Jaden).	R5
1-G	Lipscomb 04	Patterson, L. rush for 4 yards to the LIPSCOMB0, TOUCHDOWN, clock 06:54.	
1-G	Lipscomb 03	Seibert, Mac kick attempt good.	

CPA 7, Lipscomb Academy 0

1-G	CPA 40	PENALTY LIPSCOMB sideline interference 5 yards to the CPA45.	

10 plays, 80 yards, 5:13

Seibert, Mac kickoff 49 yards to the LIPSCOMB6, Berris, Willie return 27 yards to the LIPSCOMB33 (Whiteside, S.;Shipman, Scott).

LIPSCOMB ACADEMY drive start at 06:47.

1-10 Lipscomb 33 Broome, Alex rush for 3 yards to the LIPSCOMB36 (Reynolds, Cade).
2-7 Lipscomb 36 Richesson, L. sacked for loss of 2 yards to the LIPSCOMB34 (Stewart, Colin).
3-9 Lipscomb 34 Richesson, L. pass complete to Ezell, Garner for 7 yards to the LIPSCOMB41, out-of-bounds (Reynolds, Cade).
4-2 Lipscomb 41 PENALTY LIPSCOMB delay of game 5 yards to the LIPSCOMB36.
4-7 Lipscomb 36 Taylor, Tate punt 46 yards to the CPA18, fair catch by Aiken, Drew.

3 plays, 3 yards, 1:19

CPA drive start at 05:28.

1-10	CPA 18	Reid, Tyler rush for no gain to the CPA18 (Larkin, Zach;Longwell, Bryan).
2-10	CPA 18	Reid, Tyler rush for 3 yards to the CPA21 (Lyles, Jaden;Miller, Eli).
3-7	CPA 21	Law, Cade rush for 1 yard to the CPA22 (Taylor, Tate).
4-6	CPA 22	Seibert, Mac punt 53 yards to the LIPSCOMB25, downed, PENALTY CPA personal foul (Hays, Will) 15 yards to the LIPSCOMB40, 1st and 10, LIPSCOMB ball on LIPSCOMB40.

3 plays, 4 yards, 2:21

LIPSCOMB ACADEMY drive start at 03:07.

1-10 Lipscomb 40 Richesson, L. pass incomplete (Collier, George).
2-10 Lipscomb 40 Richesson, L. rush for 3 yards to the LIPSCOMB43 (Stewart, Colin).
3-7 Lipscomb 43 Richesson, L. pass incomplete to Baker, Coleman.
4-7 Lipscomb 43 Taylor, Tate punt 47 yards to the CPA10, out-of-bounds.

3 plays, 3 yards, 0:55

CPA drive start at 02:12.

1-10	CPA 10	Reid, Tyler rush for 5 yards to the CPA15 (Solis, Brandon).	
2-5	CPA 15	Reid, Tyler rush for 6 yards to the CPA21, 1ST DOWN CPA (Berris, Willie;Miller, Eli).	R6
1-10	CPA 21	Patterson, L. rush for 5 yards to the CPA26 (Lyles, Jaden;Miller, Eli).	
2-5	CPA 26	Law, Cade rush for 3 yards to the CPA29, fumble forced by Jackson, Jordan, fumble by Law, Cade recovered by LIPSCOMB Lyles, Jaden at CPA29.	

4 plays, 19 yards, 2:06

LIPSCOMB ACADEMY drive start at 00:06.

1-10 CPA 29 Richesson, L. pass complete to Broome, Alex for 5 yards to the CPA24 (Patterson, L.).

END OF 1st QUARTER: CPA 7, Lipscomb Academy 0

		Time	1st Downs				Conversions				
Quarter Summary	Score	Poss	R	P	X	T	3rd	4th	Rushing	Passing	Penalties
Lipscomb Academy	0	02:20	0	0	0	0	0-2	0-0	3-4	2-4-0-12	2-10
CPA	7	09:40	6	0	0	6	1-2	0-0	17-103	0-0-0-0	1-15

Quickie Statistics (1st quarter)
Lipscomb Academy vs CPA (Dec 03, 2020 at Cookeville, TN)

	LIPSCOMB	CPA
Score	0	7
FIRST DOWNS	0	6
RUSHES-YARDS (NET)	3-4	17-103
PASSING YDS (NET)	12	0
Passes Att-Comp-Int	4-2-0	0-0-0
TOTAL OFFENSE PLAYS-YARDS	7-16	17-103
Fumble Returns-Yards	0-0	0-0
Punt Returns-Yards	0-0	0-0
Kickoff Returns-Yards	1-27	0-0
Interception Returns-Yards	0-0	0-0
Punts (Number-Avg)	2-46.5	1-53.0
Fumbles-Lost	0-0	1-1
Penalties-Yards	2-10	1-15
Possession Time	02:20	09:40
Third-Down Conversions	0 of 2	1 of 2
Fourth-Down Conversions	0 of 0	0 of 0

Lipscomb Academy

Rushing	No.	Gain	Loss	Net	TD	Lg	Avg
Broome, Alex	1	3	0	3	0	3	3.0
Richesson, L.	2	3	2	1	0	3	0.5

Passing	C-A-I	Yds	TD	Long	Sack
Richesson, L.	2-4-0	12	0	7	1

Receiving	No.	Yards	TD	Long
Dawson, Beau	1	7	0	7
Broome, Alex	1	5	0	5

Punting	No.	Yds	Avg	Long	In20	TB
Taylor, Tate	2	93	46.5	47	2	0

Punt Returns	No.	Yards	TD	Long

Kick Returns	No.	Yards	TD	Long
Berris, Willie	1	27	0	27

Tackles	UA-A	Total	Sacks	TFL
Lyles, Jaden	2-3	3.5	0.0	0.0
Taylor, Tate	2-1	2.5	0.0	0.0
Miller, Eli	1-3	2.5	0.0	0.0
Bornstein, B.	1-1	1.5	0.0	0.0

CPA

Rushing	No.	Gain	Loss	Net	TD	Lg	Avg
Patterson, L.	7	45	0	45	1	18	6.4
Law, Cade	5	40	0	40	0	20	8.0
Reid, Tyler	5	18	0	18	0	6	3.6

Passing	C-A-I	Yds	TD	Long	Sack

Receiving	No.	Yards	TD	Long

Punting	No.	Yds	Avg	Long	In20	TB
Seibert, Mac	1	53	53.0	53	0	0

Punt Returns	No.	Yards	TD	Long

Kick Returns	No.	Yards	TD	Long

Tackles	UA-A	Total	Sacks	TFL
Stewart, Colin	2-0	2.0	1.0	1.0
Reynolds, Cade	2-0	2.0	0.0	0.0
Patterson, L.	1-0	1.0	0.0	0.0
Shipman, Scott	0-1	0.5	0.0	0.0

Qtr	Time	Scoring Play	V-H
1st	06:54	CPA - Patterson, L. 4 yd run (Seibert, Mac kick), 10-80 5:13	0 - 7

Play-by-Play Summary (2nd quarter)
Lipscomb Academy vs CPA (Dec 03, 2020 at Cookeville, TN)

2-5	CPA 24	Start of 2nd quarter, clock 12:00.	
2-5	CPA 24	Broome, Alex rush for loss of 2 yards to the CPA26 (Reynolds, Cade;Stewart, Colin), PENALTY LIPSCOMB illegal block 10 yards to the CPA36.	
2-17	CPA 36	2nd and 17.	
2-17	CPA 36	Richesson, L. pass complete to Ezell, Garner for 28 yards to the CPA8, 1ST DOWN LIPSCOMB, out-of-bounds (Myers, Brewer).	P1
1-G	CPA 08	Richesson, L. pass complete to Green, Daniel for 8 yards to the CPA0, TOUCHDOWN, clock 11:32.	
1-G	CPA 03	Young, Ryan kick attempt good.	

CPA 7, Lipscomb Academy 7

4 plays, 29 yards, 0:35

Young, Ryan kickoff 43 yards to the CPA17, Beck, Parker return 0 yards to the CPA17, out-of-bounds.

CPA drive start at 11:31.

1-10	CPA 17	Patterson, L. rush for 1 yard to the CPA18 (High, Hunter).	
2-9	CPA 18	Law, Cade rush for 3 yards to the CPA21 (Fisher, Sam).	
3-6	CPA 21	Law, Cade pass complete to Williford, Reid for 7 yards to the CPA28, 1ST DOWN CPA (Berris, Willie).	P7
1-10	CPA 28	Reid, Tyler rush for 21 yards to the CPA49, 1ST DOWN CPA, out-of-bounds (High, Hunter).	R8
1-10	CPA 49	Patterson, L. rush for 1 yard to the 50 yardline (Ford, Braden).	
2-9	CPA 50	Patterson, L. rush for 34 yards to the LIPSCOMB16, 1ST DOWN CPA (Berris, Willie;Jackson, Jordan).	R9
1-10	Lipscomb 16	Law, Cade pass complete to Williford, Reid for 6 yards to the LIPSCOMB10, out-of-bounds (Berris, Willie).	
2-4	Lipscomb 10	Reid, Tyler rush for 5 yards to the LIPSCOMB5, 1ST DOWN CPA (Hardy, Will).	R10
1-G	Lipscomb 05	Law, Cade rush for 2 yards to the LIPSCOMB3 (Taylor, Tate).	
2-G	Lipscomb 03	Patterson, L. rush for 3 yards to the LIPSCOMB0, TOUCHDOWN, clock 06:50.	
1-G	Lipscomb 03	Seibert, Mac kick attempt good.	

CPA 14, Lipscomb Academy 7

10 plays, 83 yards, 4:53

Seibert, Mac kickoff 57 yards to the LIPSCOMB3, Broome, Alex return 25 yards to the LIPSCOMB28 (Reid, Tyler;Dillard, Easton).

LIPSCOMB ACADEMY drive start at 06:38.

1-10	Lipscomb 28	Richesson, L. pass complete to Hughes, Justin for 5 yards to the LIPSCOMB33, out-of-bounds (Kail, Andersen), PENALTY LIPSCOMB illegal formation 5 yards to the LIPSCOMB23, NO PLAY.	
1-15	Lipscomb 23	Richesson, L. pass complete to Berris, Willie for 8 yards to the LIPSCOMB31 (Reid, Tyler).	
2-7	Lipscomb 31	Richesson, L. pass complete to Ezell, Garner for 5 yards to the LIPSCOMB36 (Reid, Tyler).	
3-2	Lipscomb 36	Richesson, L. pass complete to Baker, Coleman for loss of 1 yard to the LIPSCOMB35 (Patterson, L.).	
4-3	Lipscomb 35	Taylor, Tate punt 30 yards to the CPA35, downed.	

3 plays, 7 yards, 1:47

CPA drive start at 04:51.

1-10	CPA 35	Law, Cade rush for 4 yards to the CPA39 (Jackson, Jordan;Miller, Eli), PENALTY CPA holding (Enoch, David) 10 yards to the CPA29.	
1-16	CPA 29	1st and 16.	
1-16	CPA 29	Reid, Tyler rush for 2 yards to the CPA31 (Taylor, Tate;Fisher, Sam).	
2-14	CPA 31	Timeout CPA, clock 03:50.	
2-14	CPA 31	Law, Cade rush for 23 yards to the LIPSCOMB46, 1ST DOWN CPA, out-of-bounds (Jackson, Jordan).	R11
1-10	Lipscomb 46	Patterson, L. rush for 6 yards to the LIPSCOMB40 (Watkins, Tyrin).	
2-4	Lipscomb 40	Law, Cade rush for 4 yards to the LIPSCOMB36, 1ST DOWN CPA (Miller, Eli).	R12
1-10	Lipscomb 36	Law, Cade pass complete to Kail, Andersen for 11 yards to the LIPSCOMB25, 1ST DOWN CPA (Lyles, Jaden).	P13
1-10	Lipscomb 25	Hays, Will rush for 6 yards to the LIPSCOMB19 (Taylor, Tate;Larkin, Zach).	
2-4	Lipscomb 19	Patterson, L. rush for 17 yards to the LIPSCOMB2, 1ST DOWN CPA, out-of-bounds (Berris, Willie).	R14
1-G	Lipscomb 02	Patterson, L. rush for 1 yard to the LIPSCOMB1 (Jackson, Jordan;Lyles, Jaden).	
2-G	Lipscomb 01	Timeout Lipscomb Academy, clock 00:57.	
2-G	Lipscomb 01	Patterson, L. rush for 1 yard to the LIPSCOMB0, TOUCHDOWN, clock 00:53.	
1-G	Lipscomb 03	Seibert, Mac kick attempt good.	

CPA 21, Lipscomb Academy 7

10 plays, 65 yards, 3:58

Seibert, Mac kickoff 60 yards to the LIPSCOMB0, touchback.

LIPSCOMB ACADEMY drive start at 00:53.

1-10	Lipscomb 20	Richesson, L. pass incomplete to Ezell, Garner (Shipman, Scott).	
2-10	Lipscomb 20	Richesson, L. rush for 3 yards to the LIPSCOMB23 (Collier, George).	
3-7	Lipscomb 23	Timeout Lipscomb Academy, clock 00:36.	
3-7	Lipscomb 23	Richesson, L. pass complete to Ezell, Garner for 17 yards to the LIPSCOMB40, 1ST DOWN	P2

Play-by-Play Summary (2nd quarter)
Lipscomb Academy vs CPA (Dec 03, 2020 at Cookeville, TN)

		LIPSCOMB, out-of-bounds (Myers, Brewer).	
1-10	Lipscomb 40	Richesson, L. pass complete to Broome, Alex for 13 yards to the CPA47, 1ST DOWN LIPSCOMB (Williford, Reid).	P3
1-10	CPA 47	Timeout Lipscomb Academy, clock 00:21.	
1-10	CPA 47	Richesson, L. pass incomplete to Hughes, Justin (Williford, Reid).	
2-10	CPA 47	Timeout CPA, clock 00:12.	
2-10	CPA 47	Richesson, L. pass incomplete to Ezell, Garner, QB hurry by Stewart, Colin.	
3-10	CPA 47	Richesson, L. pass complete to Ezell, Garner for 30 yards to the CPA17, 1ST DOWN LIPSCOMB (Williford, Reid).	P4
		End of half, clock 00:00.	

7 plays, 63 yards, 0:53

END OF 2nd QUARTER: CPA 21, Lipscomb Academy 7

Quarter Summary	Score	Time Poss	1st Downs R	P	X	T	Conversions 3rd	4th	Rushing	Passing	Penalties
Lipscomb Academy	7	03:09	0	4	0	4	2-3	0-0	2-1	8-11-0-108	2-15
CPA	14	08:51	6	2	0	8	1-1	0-0	17-134	3-3-0-24	1-10

Quickie Statistics (Halftime)
Lipscomb Academy vs CPA (Dec 03, 2020 at Cookeville, TN)

	LIPSCOMB	CPA
Score	7	21
FIRST DOWNS	4	14
RUSHES-YARDS (NET)	5-5	34-237
PASSING YDS (NET)	120	24
Passes Att-Comp-Int	15-10-0	3-3-0
TOTAL OFFENSE PLAYS-YARDS	20-125	37-261
Fumble Returns-Yards	0-0	0-0
Punt Returns-Yards	0-0	0-0
Kickoff Returns-Yards	2-52	1-0
Interception Returns-Yards	0-0	0-0
Punts (Number-Avg)	3-41.0	1-53.0
Fumbles-Lost	0-0	1-1
Penalties-Yards	4-25	2-25
Possession Time	05:29	18:31
Third-Down Conversions	2 of 5	2 of 3
Fourth-Down Conversions	0 of 0	0 of 0

Lipscomb Academy

Rushing	No.	Gain	Loss	Net	TD	Lg	Avg
Richesson, L.	3	6	2	4	0	3	1.3
Broome, Alex	2	3	2	1	0	3	0.5

Passing	C-A-I	Yds	TD	Long	Sack
Richesson, L.	10-15-0	120	1	30	1

Receiving	No.	Yards	TD	Long
Dawson, Beau	5	87	0	30
Broome, Alex	2	18	0	13
Green, Daniel	1	8	1	8
Berris, Willie	1	8	0	8

Punting	No.	Yds	Avg	Long	In20	TB
Taylor, Tate	3	123	41.0	47	2	0

Punt Returns	No.	Yards	TD	Long

Kick Returns	No.	Yards	TD	Long
Broome, Alex	1	25	0	25
Berris, Willie	1	27	0	27

Tackles	UA-A	Total	Sacks	TFL
Lyles, Jaden	3-4	5.0	0.0	0.0
Taylor, Tate	3-3	4.5	0.0	0.0
Berris, Willie	3-3	4.5	0.0	0.0
Miller, Eli	2-4	4.0	0.0	0.0

CPA

Rushing	No.	Gain	Loss	Net	TD	Lg	Avg
Patterson, L.	15	109	0	109	3	34	7.3
Law, Cade	10	76	0	76	0	23	7.6
Reid, Tyler	8	46	0	46	0	21	5.8
Hays, Will	1	6	0	6	0	6	6.0

Passing	C-A-I	Yds	TD	Long	Sack
Law, Cade	3-3-0	24	0	11	0

Receiving	No.	Yards	TD	Long
Williford, Reid	2	13	0	7
Kail, Andersen	1	11	0	11

Punting	No.	Yds	Avg	Long	In20	TB
Seibert, Mac	1	53	53.0	53	0	0

Punt Returns	No.	Yards	TD	Long

Kick Returns	No.	Yards	TD	Long
Beck, Parker	1	0	0	0

Tackles	UA-A	Total	Sacks	TFL
Reynolds, Cade	2-1	2.5	0.0	0.5
Reid, Tyler	2-1	2.5	0.0	0.0
Stewart, Colin	2-1	2.5	1.0	1.5
Patterson, L.	2-0	2.0	0.0	1.0

Qtr	Time	Scoring Play	V-H
1st	06:54	CPA - Patterson, L. 4 yd run (Seibert, Mac kick), 10-80 5:13	0 - 7
2nd	11:32	LIPSCOMB - Green, Daniel 8 yd pass from Richesson, L. (Young, Ryan kick), 4-29 0:35	7 - 7
	06:50	CPA - Patterson, L. 3 yd run (Seibert, Mac kick), 10-83 4:53	7 - 14
	00:53	CPA - Patterson, L. 1 yd run (Seibert, Mac kick), 10-65 3:58	7 - 21

Play-by-Play Summary (3rd quarter)
Lipscomb Academy vs CPA (Dec 03, 2020 at Cookeville, TN)

Start of 3rd quarter, clock 12:00.

1-10	CPA 17	CPA ball on CPA40.	
		Seibert, Mac kickoff 53 yards to the LIPSCOMB7, Berris, Willie return 29 yards to the LIPSCOMB36 (Whiteside, S.;Webster, Drew).	

LIPSCOMB ACADEMY drive start at 11:52.

1-10	Lipscomb 36	Richesson, L. rush for 22 yards to the CPA42, 1ST DOWN LIPSCOMB (Reynolds, Cade).	R5
1-10	CPA 42	Richesson, L. pass complete to Baker, Coleman for 18 yards to the CPA24, 1ST DOWN LIPSCOMB (Reynolds, Cade).	P6
1-10	CPA 24	Richesson, L. pass complete to Ezell, Garner for 11 yards to the CPA13, 1ST DOWN LIPSCOMB, out-of-bounds (Hays, Will).	P7
1-10	CPA 13	Richesson, L. pass incomplete to Hughes, Justin, PENALTY LIPSCOMB ineligible downfield on pass (Rogers, Evan) 5 yards to the CPA18, NO PLAY.	
1-15	CPA 18	Broome, Alex rush for 14 yards to the CPA4, out-of-bounds (Reid, Tyler).	
2-1	CPA 04	Broome, Alex rush for 4 yards to the CPA0, 1ST DOWN LIPSCOMB, TOUCHDOWN, clock 10:36.	R8
1-G	CPA 03	Young, Ryan kick attempt good.	

CPA 21, Lipscomb Academy 14

5 plays, 64 yards, 1:16

Young, Ryan kickoff 60 yards to the CPA0, touchback.

CPA drive start at 10:36.

1-10	CPA 20	Patterson, L. rush for 6 yards to the CPA26 (Watkins, Tyrin).	
2-4	CPA 26	Law, Cade rush for 21 yards to the CPA47, 1ST DOWN CPA, out-of-bounds (Taylor, Tate).	R15
1-10	CPA 47	Patterson, L. rush for 4 yards to the LIPSCOMB49 (Taylor, Tate;Longwell, Bryan).	
2-6	Lipscomb 49	Law, Cade rush for 7 yards to the LIPSCOMB42, 1ST DOWN CPA, out-of-bounds (Lyles, Jaden).	R16
1-10	Lipscomb 42	Patterson, L. rush for 7 yards to the LIPSCOMB35 (Berris, Willie;Allen, Chase).	
2-3	Lipscomb 35	Reid, Tyler rush for 5 yards to the LIPSCOMB30, 1ST DOWN CPA (Longwell, Bryan).	R17
1-10	Lipscomb 30	Timeout CPA, clock 07:43.	
1-10	Lipscomb 30	Reid, Tyler rush for 9 yards to the LIPSCOMB21, out-of-bounds (Lyles, Jaden;Allen, Chase).	
2-1	Lipscomb 21	Patterson, L. rush for 3 yards to the LIPSCOMB18, 1ST DOWN CPA (Taylor, Tate;Solis, Brandon).	R18
1-10	Lipscomb 18	Law, Cade rush for 16 yards to the LIPSCOMB2, out-of-bounds (Berris, Willie), PENALTY CPA face mask off-setting, PENALTY LIPSCOMB face mask off-setting, NO PLAY, PENALTY LIPSCOMB personal foul 9 yards to the LIPSCOMB9, NO PLAY.	
1-1	Lipscomb 09	Patterson, L. rush for 5 yards to the LIPSCOMB4, 1ST DOWN CPA (Hardy, Will).	R19
1-G	Lipscomb 04	Patterson, L. rush for 3 yards to the LIPSCOMB1 (Taylor, Tate).	
2-G	Lipscomb 01	Patterson, L. rush for no gain to the LIPSCOMB1 (High, Hunter;Fisher, Sam).	
3-G	Lipscomb 01	Law, Cade rush for 1 yard to the LIPSCOMB0, TOUCHDOWN, clock 05:04.	
1-G	Lipscomb 03	Seibert, Mac kick attempt good.	

CPA 28, Lipscomb Academy 14

1-G	CPA 40	PENALTY CPA personal foul (Dams, Spencer) 15 yards to the CPA25.	
		Seibert, Mac kickoff 30 yards to the LIPSCOMB45, out-of-bounds, PENALTY CPA illegal procedure (Seibert, Mac) 5 yards to the CPA20, NO PLAY.	

12 plays, 80 yards, 5:37

Seibert, Mac kickoff 54 yards to the LIPSCOMB26, Broome, Alex return 19 yards to the LIPSCOMB45 (Webster, Drew;Stewart, Colin).

LIPSCOMB ACADEMY drive start at 04:59.

1-10	Lipscomb 45	Richesson, L. pass complete to Ezell, Garner for 22 yards to the CPA33, 1ST DOWN LIPSCOMB, out-of-bounds (Williford, Reid).	P9
1-10	CPA 33	Richesson, L. pass complete to Hughes, Justin for 26 yards to the CPA7, 1ST DOWN LIPSCOMB (Reid, Tyler).	P10
1-G	CPA 07	Broome, Alex rush for 3 yards to the CPA4 (Reid, Tyler), PENALTY CPA face mask (Reynolds, Cade) 2 yards to the CPA2.	
1-G	CPA 02	1st and 2.	
1-G	CPA 02	Broome, Alex rush for 2 yards to the CPA0, TOUCHDOWN, clock 04:27.	
1-G	CPA 03	Young, Ryan kick attempt good.	

CPA 28, Lipscomb Academy 21

4 plays, 55 yards, 0:38

Young, Ryan kickoff 59 yards to the CPA1, Reid, Tyler return 9 yards to the CPA10 (Bornstein, B.;Ford, Braden).

CPA drive start at 04:21.

1-10	CPA 10	Law, Cade rush for 11 yards to the CPA21, 1ST DOWN CPA (Jackson, Jordan).	R20
1-10	CPA 21	Reid, Tyler rush for 4 yards to the CPA25 (Bornstein, B.).	
2-6	CPA 25	Patterson, L. rush for 7 yards to the CPA32, 1ST DOWN CPA (Jackson, Jordan).	R21
1-10	CPA 32	Law, Cade rush for 4 yards to the CPA36 (Watkins, Tyrin).	
2-6	CPA 36	Law, Cade rush for 5 yards to the CPA41 (Bornstein, B.;Fisher, Sam).	
3-1	CPA 41	Law, Cade rush for 2 yards to the CPA43, 1ST DOWN CPA (Berris, Willie;High, Hunter).	R22
1-10	CPA 43	Patterson, L. rush for 1 yard to the CPA44 (Miller, Eli;Fisher, Sam).	

END OF 3rd QUARTER: CPA 28, Lipscomb Academy 21

Play-by-Play Summary (3rd quarter)
Lipscomb Academy vs CPA (Dec 03, 2020 at Cookeville, TN)

		Time	1st Downs				Conversions				
Quarter Summary	Score	Poss	R	P	X	T	3rd	4th	Rushing	Passing	Penalties
Lipscomb Academy	14	01:54	2	4	0	6	0-0	0-0	5-45	4-4-0-77	2-14
CPA	7	09:58	8	0	0	8	1-1	0-0	19-105	0-0-0-0	3-22

Quickie Statistics (3rd quarter)
Lipscomb Academy vs CPA (Dec 03, 2020 at Cookeville, TN)

	LIPSCOMB	CPA
Score	21	28
FIRST DOWNS	10	22
RUSHES-YARDS (NET)	10-50	53-342
PASSING YDS (NET)	197	24
Passes Att-Comp-Int	19-14-0	3-3-0
TOTAL OFFENSE PLAYS-YARDS	29-247	56-366
Fumble Returns-Yards	0-0	0-0
Punt Returns-Yards	0-0	0-0
Kickoff Returns-Yards	4-100	2-9
Interception Returns-Yards	0-0	0-0
Punts (Number-Avg)	3-41.0	1-53.0
Fumbles-Lost	0-0	1-1
Penalties-Yards	6-39	5-47
Possession Time	07:23	28:29
Third-Down Conversions	2 of 5	4 of 5
Fourth-Down Conversions	0 of 0	0 of 0

Lipscomb Academy

Rushing	No.	Gain	Loss	Net	TD	Lg	Avg
Richesson, L.	4	28	2	26	0	22	6.5
Broome, Alex	6	26	2	24	2	14	4.0

Passing	C-A-I	Yds	TD	Long	Sack
Richesson, L.	14-19-0	197	1	30	1

Receiving	No.	Yards	TD	Long
Dawson, Beau	7	120	0	30
Broome, Alex	2	18	0	13
Baker, Coleman	2	17	0	18
Hughes, Justin	1	26	0	26

Punting	No.	Yds	Avg	Long	In20	TB
Taylor, Tate	3	123	41.0	47	2	0

Punt Returns	No.	Yards	TD	Long

Kick Returns	No.	Yards	TD	Long
Broome, Alex	2	44	0	25
Berris, Willie	2	56	0	29

Tackles	UA-A	Total	Sacks	TFL
Taylor, Tate	5-5	7.5	0.0	0.0
Lyles, Jaden	4-5	6.5	0.0	0.0
Jackson, Jordan	4-3	5.5	0.0	0.0
Berris, Willie	3-5	5.5	0.0	0.0

CPA

Rushing	No.	Gain	Loss	Net	TD	Lg	Avg
Patterson, L.	24	145	0	145	3	34	6.0
Law, Cade	17	127	0	127	1	23	7.5
Reid, Tyler	11	64	0	64	0	21	5.8
Hays, Will	1	6	0	6	0	6	6.0

Passing	C-A-I	Yds	TD	Long	Sack
Law, Cade	3-3-0	24	0	11	0

Receiving	No.	Yards	TD	Long
Williford, Reid	2	13	0	7
Kail, Andersen	1	11	0	11

Punting	No.	Yds	Avg	Long	In20	TB
Seibert, Mac	1	53	53.0	53	0	0

Punt Returns	No.	Yards	TD	Long

Kick Returns	No.	Yards	TD	Long
Reid, Tyler	1	9	0	9
Beck, Parker	1	0	0	0

Tackles	UA-A	Total	Sacks	TFL
Reid, Tyler	5-1	5.5	0.0	0.0
Reynolds, Cade	4-1	4.5	0.0	0.5
Williford, Reid	3-0	3.0	0.0	0.0
Stewart, Colin	2-2	3.0	1.0	1.5

Qtr	Time	Scoring Play	V-H
1st	06:54	CPA - Patterson, L. 4 yd run (Seibert, Mac kick), 10-80 5:13	0 - 7
2nd	11:32	LIPSCOMB - Green, Daniel 8 yd pass from Richesson, L. (Young, Ryan kick), 4-29 0:35	7 - 7
	06:50	CPA - Patterson, L. 3 yd run (Seibert, Mac kick), 10-83 4:53	7 - 14
	00:53	CPA - Patterson, L. 1 yd run (Seibert, Mac kick), 10-65 3:58	7 - 21
3rd	10:36	LIPSCOMB - Broome, Alex 4 yd run (Young, Ryan kick), 5-64 1:16	14 - 21
	05:04	CPA - Law, Cade 1 yd run (Seibert, Mac kick), 12-80 5:37	14 - 28
	04:27	LIPSCOMB - Broome, Alex 2 yd run (Young, Ryan kick), 4-55 0:38	21 - 28

Play-by-Play Summary (4th quarter)
Lipscomb Academy vs CPA (Dec 03, 2020 at Cookeville, TN)

2-9	CPA 44	Start of 4th quarter, clock 12:00.	
2-9	CPA 44	Law, Cade rush for 5 yards to the CPA49, out-of-bounds (Miller, Eli), PENALTY CPA holding (Enoch, David) 10 yards to the CPA34, NO PLAY.	
2-19	CPA 34	Law, Cade pass incomplete to Patterson, L. (Longwell, Bryan).	
3-19	CPA 34	Law, Cade rush for 6 yards to the CPA40.	
4-13	CPA 40	Seibert, Mac punt -5 yards to the CPA35, downed.	

9 plays, 30 yards, 5:21

LIPSCOMB ACADEMY drive start at 11:00.

1-10	CPA 35	Broome, Alex rush for 3 yards to the CPA32 (Myers, Brewer;Collier, George).	
2-7	CPA 32	Richesson, L. pass complete to Broome, Alex for 3 yards to the CPA29, out-of-bounds (Shipman, Scott).	
3-4	CPA 29	Richesson, L. pass complete to Green, Daniel for 7 yards to the CPA22, 1ST DOWN LIPSCOMB (Whiteside, S.).	P11
1-10	CPA 22	Richesson, L. pass complete to Broome, Alex for 22 yards to the CPA0, 1ST DOWN LIPSCOMB, TOUCHDOWN, clock 09:49.	P12
1-G	CPA 03	PENALTY LIPSCOMB false start 5 yards to the CPA8.	
1-G	CPA 08	PENALTY CPA encroachment 4 yards to the CPA4.	
1-G	CPA 04	Young, Ryan kick attempt good.	

CPA 28, Lipscomb Academy 28

1-G	Lipscomb 40	PENALTY LIPSCOMB unsportsmanlike conduct (Green, Daniel) 15 yards to the LIPSCOMB25.	

4 plays, 35 yards, 1:15

Young, Ryan kickoff 56 yards to the CPA19, Reid, Tyler return 7 yards to the CPA26 (Ford, Braden).

CPA drive start at 09:45.

1-10	CPA 26	Law, Cade rush for 6 yards to the CPA32 (Miller, Eli;Longwell, Bryan).	
2-4	CPA 32	Patterson, L. rush for 4 yards to the CPA36, 1ST DOWN CPA (Larkin, Zach;Miller, Eli).	R23
1-10	CPA 36	Patterson, L. rush for 3 yards to the CPA39 (Watkins, Tyrin).	
2-7	CPA 39	Law, Cade rush for loss of 2 yards to the CPA37 (Fisher, Sam;Longwell, Bryan).	
3-9	CPA 37	Law, Cade rush for 18 yards to the LIPSCOMB45, 1ST DOWN CPA, out-of-bounds (Taylor, Tate).	R24
1-10	Lipscomb 45	Patterson, L. rush for 3 yards to the LIPSCOMB42 (Taylor, Tate).	
2-7	Lipscomb 42	Patterson, L. rush for 9 yards to the LIPSCOMB33, 1ST DOWN CPA (Berris, Willie;Bornstein, B.).	R25
1-10	Lipscomb 33	Law, Cade rush for 5 yards to the LIPSCOMB28 (Jackson, Jordan;Allen, Chase).	
2-5	Lipscomb 28	Patterson, L. rush for 4 yards to the LIPSCOMB24 (High, Hunter;Rubin, Josh).	
3-1	Lipscomb 24	Law, Cade pass complete to Williford, Reid for 9 yards to the LIPSCOMB15, 1ST DOWN CPA, out-of-bounds (Berris, Willie).	P26
1-10	Lipscomb 15	Law, Cade rush for 5 yards to the LIPSCOMB10 (Taylor, Tate).	
2-5	Lipscomb 10	Patterson, L. rush for 4 yards to the LIPSCOMB6 (Jackson, Jordan;Fisher, Sam).	
3-1	Lipscomb 06	Law, Cade rush for 1 yard to the LIPSCOMB5, 1ST DOWN CPA (High, Hunter).	R27
1-G	Lipscomb 05	Law, Cade rush for 2 yards to the LIPSCOMB3 (Page, Chazan;Miller, Eli).	
2-G	Lipscomb 03	Timeout Lipscomb Academy, clock 02:35.	
2-G	Lipscomb 03	Law, Cade pass complete to Reynolds, Cade for 3 yards to the LIPSCOMB0, TOUCHDOWN, clock 02:31.	
1-G	Lipscomb 03	Seibert, Mac kick attempt good.	

CPA 35, Lipscomb Academy 28

1-G	CPA 40	PENALTY CPA unsportsmanlike conduct (Reynolds, Cade) 15 yards to the CPA25.	

15 plays, 74 yards, 7:23

Seibert, Mac kickoff 53 yards to the LIPSCOMB22, Berris, Willie return 33 yards to the CPA45, out-of-bounds (Seibert, Mac).

LIPSCOMB ACADEMY drive start at 02:22.

1-10	CPA 45	Richesson, L. pass intercepted by Williford, Reid at the CPA40, Williford, Reid return 7 yards to the CPA47 (Berris, Willie) (Reynolds, Cade).	

1 play, 0 yards, 0:06

CPA drive start at 02:16.

1-10	CPA 47	Patterson, L. rush for 8 yards to the LIPSCOMB45 (High, Hunter).	
2-2	Lipscomb 45	Timeout Lipscomb Academy, clock 02:08.	
2-2	Lipscomb 45	Patterson, L. rush for 2 yards to the LIPSCOMB43, 1ST DOWN CPA (Taylor, Tate).	R28
1-10	Lipscomb 43	Timeout Lipscomb Academy, clock 02:02.	
1-10	Lipscomb 43	Patterson, L. rush for 5 yards to the LIPSCOMB38 (Jackson, Jordan;Longwell, Bryan).	
2-5	Lipscomb 38	Patterson, L. rush for 4 yards to the LIPSCOMB34 (Lyles, Jaden;Taylor, Tate).	
3-1	Lipscomb 34	TEAM rush for loss of 5 yards to the LIPSCOMB39.	
		End of game, clock 00:00.	

5 plays, 14 yards, 2:16

FINAL SCORE: CPA 35, Lipscomb Academy 28

Play-by-Play Summary (4th quarter)
Lipscomb Academy vs CPA (Dec 03, 2020 at Cookeville, TN)

		Time	1st Downs				Conversions				
Quarter Summary	Score	Poss	R	P	X	T	3rd	4th	Rushing	Passing	Penalties
Lipscomb Academy	7	01:21	0	2	0	2	1-1	0-0	1-3	3-4-1-32	2-20
CPA	7	10:39	5	1	0	6	3-5	0-0	19-82	2-3-0-12	3-29

Quickie Statistics (4th quarter)
Lipscomb Academy vs CPA (Dec 03, 2020 at Cookeville, TN)

	LIPSCOMB	CPA
Score	28	35
FIRST DOWNS	12	28
RUSHES-YARDS (NET)	11-53	72-424
PASSING YDS (NET)	229	36
Passes Att-Comp-Int	23-17-1	6-5-0
TOTAL OFFENSE PLAYS-YARDS	34-282	78-460
Fumble Returns-Yards	0-0	0-0
Punt Returns-Yards	0-0	0-0
Kickoff Returns-Yards	5-133	3-16
Interception Returns-Yards	0-0	1-7
Punts (Number-Avg)	3-41.0	2-24.0
Fumbles-Lost	0-0	1-1
Penalties-Yards	8-59	8-76
Possession Time	08:44	39:08
Third-Down Conversions	3 of 6	7 of 10
Fourth-Down Conversions	0 of 0	0 of 0

Lipscomb Academy

Rushing	No.	Gain	Loss	Net	TD	Lg	Avg
Broome, Alex	7	29	2	27	2	14	3.9
Richesson, L.	4	28	2	26	0	22	6.5

Passing	C-A-I	Yds	TD	Long	Sack
Richesson, L.	17-23-1	229	2	30	1

Receiving	No.	Yards	TD	Long
Dawson, Beau	7	120	0	30
Broome, Alex	4	43	1	22
Baker, Coleman	2	17	0	18
Green, Daniel	2	15	1	8

Punting	No.	Yds	Avg	Long	In20	TB
Taylor, Tate	3	123	41.0	47	2	0

Punt Returns	No.	Yards	TD	Long

Kick Returns	No.	Yards	TD	Long
Berris, Willie	3	89	0	33
Broome, Alex	2	44	0	25

Tackles	UA-A	Total	Sacks	TFL
Taylor, Tate	9-6	12.0	0.0	0.0
Berris, Willie	5-6	8.0	0.0	0.0
Jackson, Jordan	4-6	7.0	0.0	0.0
Lyles, Jaden	4-6	7.0	0.0	0.0

CPA

Rushing	No.	Gain	Loss	Net	TD	Lg	Avg
Patterson, L.	34	191	0	191	3	34	5.6
Law, Cade	25	170	2	168	1	23	6.7
Reid, Tyler	11	64	0	64	0	21	5.8
Hays, Will	1	6	0	6	0	6	6.0

Passing	C-A-I	Yds	TD	Long	Sack
Law, Cade	5-6-0	36	1	11	0

Receiving	No.	Yards	TD	Long
Williford, Reid	3	22	0	9
Kail, Andersen	1	11	0	11
Reynolds, Cade	1	3	1	3

Punting	No.	Yds	Avg	Long	In20	TB
Seibert, Mac	2	48	24.0	53	0	0

Punt Returns	No.	Yards	TD	Long

Kick Returns	No.	Yards	TD	Long
Reid, Tyler	2	16	0	9
Beck, Parker	1	0	0	0

Tackles	UA-A	Total	Sacks	TFL
Reid, Tyler	5-1	5.5	0.0	0.0
Reynolds, Cade	4-1	4.5	0.0	0.5
Williford, Reid	3-0	3.0	0.0	0.0
Stewart, Colin	2-2	3.0	1.0	1.5

Qtr	Time	Scoring Play	V-H
1st	06:54	CPA - Patterson, L. 4 yd run (Seibert, Mac kick), 10-80 5:13	0 - 7
2nd	11:32	LIPSCOMB - Green, Daniel 8 yd pass from Richesson, L. (Young, Ryan kick), 4-29 0:35	7 - 7
	06:50	CPA - Patterson, L. 3 yd run (Seibert, Mac kick), 10-83 4:53	7 - 14
	00:53	CPA - Patterson, L. 1 yd run (Seibert, Mac kick), 10-65 3:58	7 - 21
3rd	10:36	LIPSCOMB - Broome, Alex 4 yd run (Young, Ryan kick), 5-64 1:16	14 - 21
	05:04	CPA - Law, Cade 1 yd run (Seibert, Mac kick), 12-80 5:37	14 - 28
	04:27	LIPSCOMB - Broome, Alex 2 yd run (Young, Ryan kick), 4-55 0:38	21 - 28
4th	09:49	LIPSCOMB - Broome, Alex 22 yd pass from Richesson, L. (Young, Ryan kick), 4-35 1:15	28 - 28
	02:31	CPA - Reynolds, Cade 3 yd pass from Law, Cade (Seibert, Mac kick), 15-74 7:23	28 - 35

Quickie Statistics (Final)
Lipscomb Academy vs CPA (Dec 03, 2020 at Cookeville, TN)

	LIPSCOMB	CPA
Score	28	35
FIRST DOWNS	12	28
RUSHES-YARDS (NET)	11-53	72-424
PASSING YDS (NET)	229	36
Passes Att-Comp-Int	23-17-1	6-5-0
TOTAL OFFENSE PLAYS-YARDS	34-282	78-460
Fumble Returns-Yards	0-0	0-0
Punt Returns-Yards	0-0	0-0
Kickoff Returns-Yards	5-133	3-16
Interception Returns-Yards	0-0	1-7
Punts (Number-Avg)	3-41.0	2-24.0
Fumbles-Lost	0-0	1-1
Penalties-Yards	8-59	8-76
Possession Time	09:14	38:46
Third-Down Conversions	3 of 6	7 of 10
Fourth-Down Conversions	0 of 0	0 of 0
Red-Zone Scores-Chances	3-3	5-5

Lipscomb Academy

Rushing	No.	Gain	Loss	Net	TD	Lg	Avg
Broome, Alex	7	29	2	27	2	14	3.9
Richesson, L.	4	28	2	26	0	22	6.5

Passing	C-A-I	Yds	TD	Long	Sack
Richesson, L.	17-23-1	229	2	30	1

Receiving	No.	Yards	TD	Long
Dawson, Beau	7	120	0	30
Broome, Alex	4	43	1	22
Baker, Coleman	2	17	0	18
Green, Daniel	2	15	1	8

Punting	No.	Yds	Avg	Long	In20	TB
Taylor, Tate	3	123	41.0	47	2	0

Punt Returns	No.	Yards	TD	Long

Kick Returns	No.	Yards	TD	Long
Berris, Willie	3	89	0	33
Broome, Alex	2	44	0	25

Tackles	UA-A	Total	Sacks	TFL
Taylor, Tate	9-6	12.0	0.0	0.0
Berris, Willie	5-6	8.0	0.0	0.0
Jackson, Jordan	4-6	7.0	0.0	0.0
Lyles, Jaden	4-6	7.0	0.0	0.0

CPA

Rushing	No.	Gain	Loss	Net	TD	Lg	Avg
Patterson, L.	34	191	0	191	3	34	5.6
Law, Cade	25	170	2	168	1	23	6.7
Reid, Tyler	11	64	0	64	0	21	5.8
Hays, Will	1	6	0	6	0	6	6.0

Passing	C-A-I	Yds	TD	Long	Sack
Law, Cade	5-6-0	36	1	11	0

Receiving	No.	Yards	TD	Long
Williford, Reid	3	22	0	9
Kail, Andersen	1	11	0	11
Reynolds, Cade	1	3	1	3

Punting	No.	Yds	Avg	Long	In20	TB
Seibert, Mac	2	48	24.0	53	0	0

Punt Returns	No.	Yards	TD	Long

Kick Returns	No.	Yards	TD	Long
Reid, Tyler	2	16	0	9
Beck, Parker	1	0	0	0

Tackles	UA-A	Total	Sacks	TFL
Reid, Tyler	5-1	5.5	0.0	0.0
Reynolds, Cade	4-1	4.5	0.0	0.5
Williford, Reid	3-0	3.0	0.0	0.0
Stewart, Colin	2-2	3.0	1.0	1.5

Qtr	Time	Scoring Play	V-H
1st	06:54	CPA - Patterson, L. 4 yd run (Seibert, Mac kick), 10-80 5:06	0 - 7
2nd	11:32	LIPSCOMB - Green, Daniel 8 yd pass from Richesson, L. (Young, Ryan kick), 4-29 0:34	7 - 7
	06:50	CPA - Patterson, L. 3 yd run (Seibert, Mac kick), 10-83 4:41	7 - 14
	00:53	CPA - Patterson, L. 1 yd run (Seibert, Mac kick), 10-65 3:58	7 - 21
3rd	10:36	LIPSCOMB - Broome, Alex 4 yd run (Young, Ryan kick), 5-64 1:16	14 - 21
	05:04	CPA - Law, Cade 1 yd run (Seibert, Mac kick), 12-80 5:32	14 - 28
	04:27	LIPSCOMB - Broome, Alex 2 yd run (Young, Ryan kick), 4-55 0:32	21 - 28
4th	09:49	LIPSCOMB - Broome, Alex 22 yd pass from Richesson, L. (Young, Ryan kick), 4-35 1:11	28 - 28
	02:31	CPA - Reynolds, Cade 3 yd pass from Law, Cade (Seibert, Mac kick), 15-74 7:14	28 - 35

2019 Division II Class AA State Football Playoffs

November 8 - December 5, 2019

First Round

E #1 Knoxville Grace (8-2) 35
Game 101
Fri. Nov. 8 7:00 PM
M #5 Goodpasture (4-6) 20

M #4 Lipscomb Academy (5-5) 41
Game 102
Fri. Nov. 8 7:00 PM
E #3 Boyd Buchanan (8-2) 27

M #1 CPA (4-6) 35
Game 103
Fri. Nov. 8 7:00 PM
E #5 Knoxville Webb (3-6) 0

E #2 Chattanooga Christian (6-3) 42
Game 104
Fri. Nov. 8 7:00 PM
E #4 CAK (8-2) 10

W #1 ECS (9-1) 45
Game 105
Fri. Nov. 8 7:00 PM
W #6 Harding Academy (2-8) 7

M #3 BGA (7-3) 49
Game 106
Fri. Nov. 8 7:00 PM
W #3 FACS (5-5) 6

M #2 FRA (7-3) 48
Game 107
Fri. Nov. 8 7:00 PM
W #5 Northpoint Christian (3-7) 12

W #2 Lausanne (5-4) 19
Game 108
Fri. Nov. 8 7:00 PM
W #4 St. George's (4-6) 17

Quarterfinals

Knoxville Grace 21
Game 201
Fri. Nov. 15 7:00 PM
Lipscomb Academy 45

CPA 35
Game 202
Fri. Nov. 15 7:00 PM
Chattanooga Christian 14

ECS 13
Game 203
Fri. Nov. 15 7:00 PM
BGA 9

FRA 21
Game 204
Fri. Nov. 15 7:00 PM
Lausanne 42

Semifinals

Lipscomb Academy 7
Game 301
Fri. Nov. 22 7:00 PM
CPA 24

ECS 45
Game 302
Fri. Nov. 22 7:00 PM
Lausanne 24

Championship

CPA 14
Game 401
Thu. Dec. 5 3:00 PM
TN Tech Univ.
ECS 17

ECS
STATE CHAMPION

Notes:
All times are local time. The higher seed will host. If the #1 East and #1 Middle teams meet in the semifinals, the Middle #1 will host. If #2 Middle and #2 West meet in the quarterfinals, #2 West will host.

Scoring Summary (Final)
ECS vs CPA (Dec. 5, 2019 at Cookeville, Tenn.)

ECS (10-1) vs. CPA (7-7)
Date: Dec. 5, 2019 • Site: Cookeville, Tenn. • Stadium: Tucker Stadium
Attendance:

Score by Quarters	1	2	3	4	Total
ECS	10	0	0	7	17
CPA	7	7	0	0	14

Qtr	Time	Scoring Play	V-H
1st	06:28	ECS - Stookey, Evan 40 yd field goal, 7-40 3:09	3 - 0
	04:49	CPA - Law, Cade 60 yd run (Seibert, Mac kick), 3-68 1:39	3 - 7
	01:04	ECS - Greenwood, J. 17 yd run (Stookey, Evan kick), 4-79 1:05	10 - 7
2nd	07:26	CPA - Roper, Josh 21 yd pass from Law, Cade (Seibert, Mac kick), 3-30 0:55	10 - 14
4th	06:05	ECS - Hatcher, Jacob 1 yd run (Stookey, Evan kick), 11-67 5:43	17 - 14

Kickoff time: 3:00 PM • End of Game: 5:46 PM • Total elapsed time: 2:46
Officials: Referee: Craig Casey; Umpire: Brian Dickey; Linesman: James Collum;
Line judge: Glen Hall; Back judge: Charlie Garrett; Field judge: Alan Eubanks;
Side judge: William Kisner;
Temperature: 59 deg. • Wind: SW 5 mph • Weather: cool and sunny
Game MVP: ECS linebacker Andrew Agapos

Team Statistics (Final)
ECS vs CPA (Dec. 5, 2019 at Cookeville, Tenn.)

	ECS	CPA
FIRST DOWNS	15	14
Rushing	8	7
Passing	4	6
Penalty	3	1
NET YARDS RUSHING	138	177
Rushing Attempts	43	38
Average Per Rush	3.2	4.7
Rushing Touchdowns	2	1
Yards Gained Rushing	169	188
Yards Lost Rushing	31	11
NET YARDS PASSING	107	135
Completions-Attempts-Int	4-16-2	10-20-0
Average Per Attempt	6.7	6.8
Average Per Completion	26.8	13.5
Passing Touchdowns	0	1
TOTAL OFFENSE YARDS	245	312
Total offense plays	59	58
Average Gain Per Play	4.2	5.4
Fumbles: Number-Lost	1-1	6-3
Penalties: Number-Yards	2-25	6-48
PUNTS-YARDS	4-137	3-101
Average Yards Per Punt	34.2	33.7
Net Yards Per Punt	34.2	33.7
Inside 20	0	2
50+ Yards	0	0
Touchbacks	0	0
Fair catch	0	1
KICKOFFS-YARDS	4-238	3-184
Average Yards Per Kickoff	59.5	61.3
Net Yards Per Kickoff	42.5	41.7
Touchbacks	0	1
Fair Catch Yards	0	0
Punt returns: Number-Yards-TD	0-0-0	0-0-0
Average Per Return	0.0	0.0
Kickoff returns: Number-Yds-TD	2-39-0	4-68-0
Average Per Return	19.5	17.0
Interceptions: Number-Yds-TD	0-0-0	2-40-0
Fumble Returns: Number-Yds-TD	1-6-0	0-0-0
Miscellaneous Yards	0	0
Possession Time	25:42	22:18
1st Quarter	6:09	5:51
2nd Quarter	5:56	6:04
3rd Quarter	4:29	7:31
4th Quarter	9:08	2:52
Third-Down Conversions	1 of 12	5 of 12
Fourth-Down Conversions	1 of 3	0 of 3
Red-Zone Scores-Chances	3-3	1-2
Touchdowns	2-3	1-2
Field goals	1-3	0-2
Sacks By: Number-Yards	2-6	3-14
PAT Kicks	2-2	2-2
Field Goals	1-1	0-1
Points off turnovers	3	7

Individual Statistics (Final)
ECS vs CPA (Dec. 5, 2019 at Cookeville, Tenn.)

ECS

Rushing	No.	Gain	Loss	Net	TD	Lg	Avg
Greenwood, J.	19	105	6	99	1	17	5.2
McMeans, M.	15	55	6	49	0	11	3.3
TEAM	1	0	1	-1	0	0	-1.0
Hill, Austin	1	0	2	-2	0	0	-2.0
Hatcher, Jacob	7	9	16	-7	1	8	-1.0
Totals	43	169	31	138	2	17	3.2

Passing	C-A-I	Yds	TD	Long	Sack
Hatcher, Jacob	4-16-2	107	0	51	3
Totals	4-16-2	107	0	51	3

Receiving	No.	Yards	TD	Long
Gagnon, Carson	2	47	0	37
Hill, Austin	1	51	0	51
Arthur, William	1	9	0	9
Totals	4	107	0	51

Punting	No.	Yds	Avg	Long	In20	TB
Gagnon, Carson	4	137	34.2	44	0	0
Totals	4	137	34.2	44	0	0

	Punt			Kickoff			Intercept		
Returns	No	Yds	Lg	No	Yds	Lg	No	Yds	Lg
Gagnon, Carson	0	0	0	1	20	20	0	0	0
Greenwood, J.	0	0	0	1	19	19	0	0	0
Totals	0	0	0	2	39	20	0	0	0

Field goals	Qtr	Time	Dist	Result
Stookey, Evan	1st	06:28	40 yards	Good

Kickoffs	No.	Yards	Avg	TB	OB
Stookey, Evan	4	238	59.5	0	0

All-purpose	Run	Rcv	KR	PR	IR	Total
Greenwood, J.	99	0	19	0	0	118
Gagnon, Carson	0	47	20	0	0	67
Hill, Austin	-2	51	0	0	0	49
McMeans, M.	49	0	0	0	0	49

CPA

Rushing	No.	Gain	Loss	Net	TD	Lg	Avg
Law, Cade	14	91	6	85	1	60	6.1
Reid, Tyler	12	49	0	49	0	10	4.1
Whitely, Andrew	5	26	1	25	0	15	5.0
Rodriguez, M.	6	20	4	16	0	9	2.7
Patterson, L.	1	2	0	2	0	2	2.0
Totals	38	188	11	177	1	60	4.7

Passing	C-A-I	Yds	TD	Long	Sack
Law, Cade	10-20-0	135	1	28	2
Totals	10-20-0	135	1	28	2

Receiving	No.	Yards	TD	Long
Rodriguez, M.	6	69	0	19
Roper, Josh	2	49	1	28
Williford, Reid	2	17	0	10
Totals	10	135	1	28

Punting	No.	Yds	Avg	Long	In20	TB
Ellis, Sam	2	73	36.5	38	1	0
Law, Cade	1	28	28.0	28	1	0
Totals	3	101	33.7	38	2	0

	Punt			Kickoff			Intercept		
Returns	No	Yds	Lg	No	Yds	Lg	No	Yds	Lg
Ellis, Sam	0	0	0	0	0	0	1	26	26
Williford, Reid	0	0	0	3	54	31	1	14	14
Reid, Tyler	0	0	0	1	14	14	0	0	0
Totals	0	0	0	4	68	31	2	40	26

Field goals	Qtr	Time	Dist	Result
Seibert, Mac	3rd	03:38	41 yards	Missed

Kickoffs	No.	Yards	Avg	TB	OB
Seibert, Mac	3	184	61.3	1	0

All-purpose	Run	Rcv	KR	PR	IR	Total
Rodriguez, M.	16	69	0	0	0	85
Law, Cade	85	0	0	0	0	85
Williford, Reid	0	17	54	0	14	85
Reid, Tyler	49	0	14	0	0	63

FUMBLES: ECS-Hatcher, Jacob 1-1. CPA-Rodriguez, M. 3-1; Law, Cade 2-1; Whitely, Andrew 1-1.

Defensive Statistics (Final)
ECS vs CPA (Dec. 5, 2019 at Cookeville, Tenn.)

#	ECS	Solo	Ast	Total	Sacks-Yds	TFL-Yds	FF	FR-Yds	Int-Yds	BrUp	Blks	QBH
35	Agapos, Andrew	6	7	9.5	-	1.0-1	1	-	-	-	-	-
6	Saunders, Ethan	4	4	6.0	1.0-4	1.0-4	-	-	-	1	-	-
4	Hill, Austin	4	2	5.0	-	-	-	1-0	-	-	-	1
13	Nearn, Peter	3	4	5.0	-	1.0-1	1	-	-	-	-	-
9	Gagnon, Carson	4	0	4.0	-	-	1	-	-	-	-	-
21	Wiseman, C.	3	1	3.5	-	-	-	2-6	-	-	-	-
33	Daniel, Preston	1	5	3.5	-	1.0-2	1	-	-	1	-	-
77	Pennington, D.	3	0	3.0	1.0-2	1.0-2	-	-	-	-	-	-
14	Arthur, William	2	1	2.5	-	-	1	-	-	1	-	-
61	Kut, Kut	2	0	2.0	-	-	-	-	-	-	-	-
71	Webster, C.	1	1	1.5	-	-	-	-	-	-	-	-
17	Baker, Zach	1	1	1.5	-	-	-	-	-	-	-	-
27	Lucas, Ben	1	0	1.0	-	-	-	-	-	-	-	-
2	Hatcher, Jacob	1	0	1.0	-	-	-	-	-	-	-	-
25	Welch, Jacob	0	2	1.0	-	-	-	-	-	-	-	-
24	Greenwood, J.	0	1	0.5	-	-	-	-	-	-	-	-
52	Barnett, Blake	0	1	0.5	-	-	-	-	-	-	-	-
11	Stephens, Jack	0	1	0.5	-	-	-	-	-	-	-	-
18	Garrison, G.	0	1	0.5	-	-	-	-	-	-	-	-
	Totals	36	32	52.0	2.0-6	5.0-10	5	3-6	0-0	3	0	1

#	CPA	Solo	Ast	Total	Sacks-Yds	TFL-Yds	FF	FR-Yds	Int-Yds	BrUp	Blks	QBH
10	Patterson, L.	4	7	7.5	-	1.5-5	-	-	-	-	-	-
81	Shipman, Scott	5	1	5.5	1.0-6	1.0-6	-	-	-	-	-	-
14	Ellis, Sam	4	2	5.0	-	-	-	-	1-26	-	-	-
17	Reynolds, Cade	3	4	5.0	-	2.0-4	-	-	-	-	-	-
55	Chance, Bo	4	1	4.5	1.0-4	2.0-5	-	1-0	-	-	-	-
56	Collier, George	3	1	3.5	-	1.5-3	-	-	-	-	-	1
34	Whitely, Andrew	3	1	3.5	-	-	-	-	-	-	-	-
18	Whiteside, S.	2	0	2.0	-	-	-	-	-	-	-	-
57	Stewart, Colin	2	0	2.0	1.0-4	2.0-5	-	-	-	-	-	-
5	Ellen, Blake	1	1	1.5	-	-	-	-	-	-	-	-
36	Myers, Brewer	1	1	1.5	-	-	-	-	-	-	-	-
20	Williford, Reid	1	0	1.0	-	-	-	-	1-14	-	-	-
13	Roper, Josh	1	0	1.0	-	-	-	-	-	-	-	-
2	Williford, Cade	0	1	0.5	-	-	-	-	-	-	-	-
	Totals	34	20	44.0	3.0-14	10.0-28	0	1-0	2-40	0	0	1

Participation Report (Final)
ECS vs CPA (Dec. 5, 2019 at Cookeville, Tenn.)

ECS: 2-Hatcher, Jacob, 4-Hill, Austin, 6-Saunders, Ethan, 9-Gagnon, Carson, 11-Stephens, Jack, 13-Nearn, Peter, 14-Arthur, William, 17-Baker, Zach, 18-Garrison, G., 20-McMeans, M., 21-Wiseman, C., 24-Greenwood, J., 25-Welch, Jacob, 26-Pleban, Luke, 27-Lucas, Ben, 33-Daniel, Preston, 35-Agapos, Andrew, 46-Stookey, Evan, 52-Barnett, Blake, 61-Kut, Kut, 71-Webster, C., 77-Pennington, D..

CPA: 2-Williford, Cade, 4-Reid, Tyler, 5-Ellen, Blake, 10-Patterson, L., 11-Law, Cade, 13-Roper, Josh, 14-Ellis, Sam, 17-Reynolds, Cade, 18-Whiteside, S., 20-Williford, Reid, 27-Rodriguez, M., 34-Whitely, Andrew, 36-Myers, Brewer, 55-Chance, Bo, 56-Collier, George, 57-Stewart, Colin, 81-Shipman, Scott, 87-Seibert, Mac.

Drive Chart (By Team) (Final)
ECS vs CPA (Dec. 5, 2019 at Cookeville, Tenn.)

		Drive Started			Drive Ended			Consumed	
Team	Qtr	Spot	Time	Obtained	Spot	Time	How lost	Pl - Yds	TOP
ECS	1st	E37	09:37	Fumble	C23	06:28	*FIELD GOAL	7 - 40	3:09 .
ECS		E13	04:49	Kickoff	E23	02:54	Interception	5 - 10	1:55
ECS		E21	02:09	Downs	C00	01:04	*TOUCHDOWN	4 - 79	1:05 .
ECS	2nd	E24	09:44	Fumble	E35	08:21	Interception	3 - 11	1:23
ECS		E20	07:26	Kickoff	E27	05:07	Punt	3 - 7	2:19
ECS		E14	02:14	Punt	C47	00:00	Downs	10 - 39	2:14
ECS	3rd	E22	12:00	Kickoff	E19	10:18	Punt	3 - (3)	1:42
ECS		E14	08:57	Punt	E12	08:53	Fumble	1 - (2)	0:04
ECS		E12	08:04	Fumble	E12	07:09	Punt	3 - 0	0:55
ECS		E20	03:38	Missed FG	E19	01:50	Punt	3 - (1)	1:48
ECS	4th	E33	11:48	Downs	C00	06:05	*TOUCHDOWN	11 - 67	5:43 .
ECS		E25	04:15	Punt	E45	01:08	Downs	6 - 20	3:07
ECS		E45	00:18	Downs	E44	00:00	End of half	1 - (1)	0:18

ECS	1st Qtr	2nd Qtr	3rd Qtr	4th Qtr	1st Half	2nd Half	Total
Time of possession	06:09	05:56	04:29	09:08	12:05	13:37	25:42
3rd down conversions	1-3	0-3	0-3	0-3	1-6	0-6	1-12
Average field position	E23	E19	E17	E34	E21	E24	E23
4th down conversions	0-0	0-1	0-0	1-2	0-1	1-2	1-3

		Drive Started			Drive Ended			Consumed	
Team	Qtr	Spot	Time	Obtained	Spot	Time	How lost	Pl - Yds	TOP
CPA	1st	C13	12:00	Kickoff	E37	09:37	Fumble	6 - 50	2:23
CPA		C32	06:28	Kickoff	E00	04:49	*TOUCHDOWN	3 - 68	1:39
CPA		E27	02:54	Interception	E21	02:09	Downs	4 - 6	0:45
CPA		C18	01:04	Kickoff	E18	09:44	Fumble	10 - 64	3:20
CPA	2nd	E30	08:21	Interception	E00	07:26	*TOUCHDOWN	3 - 30	0:55 .
CPA		C29	05:07	Punt	E42	02:14	Punt	6 - 29	2:53
CPA		C47	00:00	Downs	C47	00:00	End of half	0 - 0	0:00
CPA	3rd	E48	10:18	Punt	E49	08:57	Punt	3 - (1)	1:21
CPA		E12	08:53	Fumble	E12	08:04	Fumble	2 - 0	0:49 .
CPA		E41	07:09	Punt	E24	03:38	Missed FG	7 - 17	3:31
CPA		C46	01:50	Punt	E32	11:48	Downs	6 - 22	2:02
CPA	4th	C22	06:05	Kickoff	C37	04:15	Punt	5 - 15	1:50
CPA		E45	01:08	Downs	E45	00:18	Downs	4 - 0	0:50

CPA	1st Qtr	2nd Qtr	3rd Qtr	4th Qtr	1st Half	2nd Half	Total
Time of possession	05:51	06:04	07:31	02:52	11:55	10:23	22:18
3rd down conversions	2-3	2-3	1-3	0-3	4-6	1-6	5-12
Average field position	C34	C49	E39	C38	C39	E47	C46
4th down conversions	0-1	0-0	0-0	0-2	0-1	0-2	0-3

Drive Chart (By Quarter) (Final)
ECS vs CPA (Dec. 5, 2019 at Cookeville, Tenn.)

		Drive Started			Drive Ended			Consumed	
Team	Qtr	Spot	Time	Obtained	Spot	Time	How lost	Pl - Yds	TOP
CPA	1st	C13	12:00	Kickoff	E37	09:37	Fumble	6 - 50	2:23
ECS		E37	09:37	Fumble	C23	06:28	*FIELD GOAL	7 - 40	3:09 .
CPA		C32	06:28	Kickoff	E00	04:49	*TOUCHDOWN	3 - 68	1:39
ECS		E13	04:49	Kickoff	E23	02:54	Interception	5 - 10	1:55
CPA		E27	02:54	Interception	E21	02:09	Downs	4 - 6	0:45
ECS		E21	02:09	Downs	C00	01:04	*TOUCHDOWN	4 - 79	1:05 .
CPA		C18	01:04	Kickoff	E18	09:44	Fumble	10 - 64	3:20
ECS	2nd	E24	09:44	Fumble	E35	08:21	Interception	3 - 11	1:23
CPA		E30	08:21	Interception	E00	07:26	*TOUCHDOWN	3 - 30	0:55 .
ECS		E20	07:26	Kickoff	E27	05:07	Punt	3 - 7	2:19
CPA		C29	05:07	Punt	E42	02:14	Punt	6 - 29	2:53
ECS		E14	02:14	Punt	C47	00:00	Downs	10 - 39	2:14
CPA		C47	00:00	Downs	C47	00:00	End of half	0 - 0	0:00
ECS	3rd	E22	12:00	Kickoff	E19	10:18	Punt	3 - (3)	1:42
CPA		E48	10:18	Punt	E49	08:57	Punt	3 - (1)	1:21
ECS		E14	08:57	Punt	E12	08:53	Fumble	1 - (2)	0:04
CPA		E12	08:53	Fumble	E12	08:04	Fumble	2 - 0	0:49 .
ECS		E12	08:04	Fumble	E12	07:09	Punt	3 - 0	0:55
CPA		E41	07:09	Punt	E24	03:38	Missed FG	7 - 17	3:31
ECS		E20	03:38	Missed FG	E19	01:50	Punt	3 - (1)	1:48
CPA		C46	01:50	Punt	E32	11:48	Downs	6 - 22	2:02
ECS	4th	E33	11:48	Downs	C00	06:05	*TOUCHDOWN	11 - 67	5:43 .
CPA		C22	06:05	Kickoff	C37	04:15	Punt	5 - 15	1:50
ECS		E25	04:15	Punt	E45	01:08	Downs	6 - 20	3:07
CPA		E45	01:08	Downs	E45	00:18	Downs	4 - 0	0:50
ECS		E45	00:18	Downs	E44	00:00	End of half	1 - (1)	0:18

Play-by-Play Summary (1st quarter)
ECS vs CPA (Dec. 5, 2019 at Cookeville, Tenn.)

ECS Captains: Hill, Saunders, Gagnon, Tingley
CPA captains: Ellen, Smith, Mathews, Leonard
ECS wins toss and defers, will defend south end zone

1-10	ECS 35	ECS ball on ECS40.	
		Stookey, Evan kickoff 56 yards to the CPA4, Williford, Reid return 9 yards to the CPA13 (Welch, Jacob;Stephens, Jack).	
1-10	CPA 13	Whitely, Andrew rush for 1 yard to the CPA14 (Saunders, Ethan;Nearn, Peter).	
2-9	CPA 14	Whitely, Andrew rush for 4 yards to the CPA18 (Agapos, Andrew).	
3-5	CPA 18	Law, Cade pass complete to Rodriguez, M. for 12 yards to the CPA30, 1ST DOWN CPA (Wiseman, C.).	P1
1-10	CPA 30	Law, Cade rush for 8 yards to the CPA38 (Gagnon, Carson).	
2-2	CPA 38	Law, Cade rush for 4 yards to the CPA42, 1ST DOWN CPA (Hill, Austin;Agapos, Andrew).	R2
1-10	CPA 42	Law, Cade pass complete to Rodriguez, M. for 19 yards to the ECS39, fumble forced by Gagnon, Carson, fumble by Rodriguez, M. recovered by ECS Wiseman, C. at ECS37.	

6 plays, 50 yards, 2:23

ECS drive start at 09:37.

1-10	ECS 37	McMeans, M. rush for 5 yards to the ECS42 (Ellis, Sam).	
2-5	ECS 42	McMeans, M. rush for no gain to the ECS42 (Chance, Bo).	
3-5	ECS 42	Hatcher, Jacob pass complete to Gagnon, Carson for 37 yards to the CPA21, 1ST DOWN ECS (Ellis, Sam).	P1
1-10	CPA 21	Greenwood, J. rush for 1 yard to the CPA20 (Patterson, L.;Myers, Brewer).	
2-9	CPA 20	Greenwood, J. rush for loss of 3 yards to the CPA23 (Reynolds, Cade).	
3-12	CPA 23	Hatcher, Jacob pass incomplete to Gagnon, Carson, QB hurry by Collier, George.	
4-12	CPA 23	Stookey, Evan field goal attempt from 40 GOOD, clock 06:28.	

ECS 3, CPA 0

7 plays, 40 yards, 3:09

		Stookey, Evan kickoff 64 yards to the CPA1, Williford, Reid return 31 yards to the CPA32 (Baker, Zach;Garrison, G.).	

CPA drive start at 06:28.

1-10	CPA 32	Reid, Tyler rush for 5 yards to the CPA37 (Pennington, D.).	
2-5	CPA 37	Law, Cade rush for 3 yards to the CPA40 (Saunders, Ethan).	
3-2	CPA 40	Law, Cade rush for 60 yards to the ECS0, 1ST DOWN CPA, TOUCHDOWN, clock 04:49.	R3
1-G	ECS 03	Seibert, Mac kick attempt good.	

CPA 7, ECS 3

3 plays, 68 yards, 1:39

		Seibert, Mac kickoff 62 yards to the ECS3, Gagnon, Carson return 20 yards to the ECS23 (Williford, Cade;Whitely, Andrew), PENALTY ECS holding 10 yards to the ECS13, 1st and 10, ECS ball on ECS13.	

ECS drive start at 04:49.

1-10	ECS 13	McMeans, M. rush for 1 yard to the ECS14 (Patterson, L.;Ellis, Sam).	
2-9	ECS 14	Hatcher, Jacob pass complete to Gagnon, Carson for 10 yards to the ECS24, 1ST DOWN ECS.	P2
1-10	ECS 24	McMeans, M. rush for loss of 1 yard to the ECS23 (Chance, Bo).	
2-11	ECS 23	Hatcher, Jacob pass incomplete to Gagnon, Carson.	
3-11	ECS 23	Hatcher, Jacob pass intercepted by Williford, Reid at the ECS41, Williford, Reid return 14 yards to the ECS27 (Hatcher, Jacob).	

5 plays, 10 yards, 1:55

CPA drive start at 02:54.

1-10	ECS 27	Whitely, Andrew rush for loss of 1 yard to the ECS28 (Agapos, Andrew).	
2-11	ECS 28	Law, Cade pass complete to Rodriguez, M. for 6 yards to the ECS22 (Baker, Zach).	
3-5	ECS 22	Law, Cade pass incomplete to Ellis, Sam, QB hurry by Hill, Austin.	
4-5	ECS 22	Rodriguez, M. rush for 1 yard to the ECS21 (Nearn, Peter).	

4 plays, 6 yards, 0:45

ECS drive start at 02:09.

1-10	ECS 21	Greenwood, J. rush for 11 yards to the ECS32, 1ST DOWN ECS (Shipman, Scott).	R3
1-10	ECS 32	Hatcher, Jacob pass complete to Hill, Austin for 51 yards to the CPA17, 1ST DOWN ECS (Whiteside, S.).	P4
1-10	CPA 17	Hatcher, Jacob pass incomplete to Daniel, Preston.	
2-10	CPA 17	Greenwood, J. rush for 17 yards to the CPA0, 1ST DOWN ECS, TOUCHDOWN, clock 01:04.	R5
1-G	CPA 03	Stookey, Evan kick attempt good.	

ECS 10, CPA 7

4 plays, 79 yards, 1:05

		Stookey, Evan kickoff 61 yards to the CPA4, Williford, Reid return 14 yards to the CPA18 (Agapos, Andrew).	

CPA drive start at 01:04.

1-10	CPA 18	Rodriguez, M. rush for loss of 4 yards to the CPA14, fumble by Rodriguez, M. recovered by CPA Law, Cade at CPA14.	
2-14	CPA 14	Law, Cade pass incomplete to Williford, Reid (Wiseman, C.), PENALTY ECS pass interference (Wiseman, C.) 15 yards to the CPA29, 1ST DOWN CPA, NO PLAY.	X4
1-10	CPA 29	Law, Cade pass complete to Rodriguez, M. for 5 yards to the CPA34 (Hill, Austin).	

Play-by-Play Summary (1st quarter)
ECS vs CPA (Dec. 5, 2019 at Cookeville, Tenn.)

2-5 CPA 34 Law, Cade rush for 4 yards to the CPA38 (Daniel, Preston;Agapos, Andrew).

END OF 1st QUARTER: ECS 10, CPA 7

Quarter Summary	Score	Time Poss	1st Downs R	P	X	T	Conversions 3rd	4th	Rushing	Passing	Penalties
ECS	10	06:09	2	3	0	5	1-3	0-0	8-31	3-7-1-98	2-25
CPA	7	04:47	2	1	1	4	2-3	0-1	11-85	4-5-0-44	0-0

Quickie Statistics (1st quarter)
ECS vs CPA (Dec. 5, 2019 at Cookeville, Tenn.)

	ECS	CPA
Score	10	7
FIRST DOWNS	5	4
RUSHES-YARDS (NET)	8-31	11-85
PASSING YDS (NET)	98	44
Passes Att-Comp-Int	7-3-1	5-4-0
TOTAL OFFENSE PLAYS-YARDS	15-129	16-129
Fumble Returns-Yards	0-0	0-0
Punt Returns-Yards	0-0	0-0
Kickoff Returns-Yards	1-20	3-54
Interception Returns-Yards	0-0	1-14
Punts (Number-Avg)	0-0.0	0-0.0
Fumbles-Lost	0-0	2-1
Penalties-Yards	2-25	0-0
Possession Time	06:09	04:47
Third-Down Conversions	1 of 3	2 of 3
Fourth-Down Conversions	0 of 0	0 of 1

ECS

Rushing	No.	Gain	Loss	Net	TD	Lg	Avg
Greenwood, J.	4	29	3	26	1	17	6.5
McMeans, M.	4	6	1	5	0	5	1.2

Passing	C-A-I	Yds	TD	Long	Sack
Hatcher, Jacob	3-7-1	98	0	51	0

Receiving	No.	Yards	TD	Long
Gagnon, Carson	2	47	0	37
Hill, Austin	1	51	0	51

Punting	No.	Yds	Avg	Long	In20	TB

Punt Returns	No.	Yards	TD	Long

Kick Returns	No.	Yards	TD	Long
Gagnon, Carson	1	20	0	20

Tackles	UA-A	Total	Sacks	TFL
Agapos, Andrew	3-2	4.0	0.0	1.0
Gagnon, Carson	2-0	2.0	0.0	0.0
Baker, Zach	1-1	1.5	0.0	0.0
Hill, Austin	1-1	1.5	0.0	0.0

CPA

Rushing	No.	Gain	Loss	Net	TD	Lg	Avg
Law, Cade	5	79	0	79	1	60	15.8
Reid, Tyler	1	5	0	5	0	5	5.0
Whitely, Andrew	3	5	1	4	0	4	1.3
Rodriguez, M.	2	1	4	-3	0	1	-1.5

Passing	C-A-I	Yds	TD	Long	Sack
Law, Cade	4-5-0	44	0	19	0

Receiving	No.	Yards	TD	Long
Rodriguez, M.	4	44	0	19

Punting	No.	Yds	Avg	Long	In20	TB

Punt Returns	No.	Yards	TD	Long

Kick Returns	No.	Yards	TD	Long
Williford, Reid	3	54	0	31

Tackles	UA-A	Total	Sacks	TFL
Ellis, Sam	2-1	2.5	0.0	0.0
Chance, Bo	2-0	2.0	0.0	1.0
Shipman, Scott	1-0	1.0	0.0	0.0
Whiteside, S.	1-0	1.0	0.0	0.0

Qtr	Time	Scoring Play	V-H
1st	06:28	ECS - Stookey, Evan 40 yd field goal, 7-40 3:09	3 - 0
	04:49	CPA - Law, Cade 60 yd run (Seibert, Mac kick), 3-68 1:39	3 - 7
	01:04	ECS - Greenwood, J. 17 yd run (Stookey, Evan kick), 4-79 1:05	10 - 7

Play-by-Play Summary (2nd quarter)
ECS vs CPA (Dec. 5, 2019 at Cookeville, Tenn.)

3-1	CPA 38	Start of 2nd quarter, clock 15:00.	
3-1	CPA 38	Law, Cade rush for 3 yards to the CPA41, 1ST DOWN CPA (Agapos, Andrew).	R5
1-10	CPA 41	Reid, Tyler rush for 4 yards to the CPA45 (Saunders, Ethan).	
2-6	CPA 45	Rodriguez, M. rush for 8 yards to the ECS47, 1ST DOWN CPA (Gagnon, Carson).	R6
1-10	ECS 47	Law, Cade pass incomplete to Rodriguez, M..	
2-10	ECS 47	Reid, Tyler rush for 2 yards to the ECS45 (Hill, Austin).	
3-8	ECS 45	Law, Cade pass complete to Williford, Reid for 10 yards to the ECS35, 1ST DOWN CPA (Nearn, Peter;Daniel, Preston).	P7
1-10	ECS 35	Whitely, Andrew rush for 15 yards to the ECS20, fumble forced by Arthur, William, fumble by Whitely, Andrew recovered by ECS Wiseman, C. at ECS18, Wiseman, C. for 6 yards to the ECS24 (Roper, Josh).	

10 plays, 64 yards, 3:20

ECS drive start at 09:44, ECS ball on ECS24.

1-10	ECS 24	Greenwood, J. rush for 11 yards to the ECS35, 1ST DOWN ECS (Shipman, Scott).	R6
1-10	ECS 35	Greenwood, J. rush for no gain to the ECS35 (Chance, Bo).	
2-10	ECS 35	Hatcher, Jacob pass intercepted by Ellis, Sam at the CPA44, Ellis, Sam return 26 yards to the ECS30 (Greenwood, J.;Webster, C.).	

3 plays, 11 yards, 1:23

CPA drive start at 08:21.

1-10	ECS 30	Law, Cade pass complete to Rodriguez, M. for 16 yards to the ECS14, 1ST DOWN CPA (Nearn, Peter;Daniel, Preston).	P8
1-10	ECS 14	Reid, Tyler rush for 14 yards to the ECS0, clock 08:09, PENALTY CPA holding (Leonard, Sam) 11 yards to the ECS25, NO PLAY.	
1-21	ECS 25	Reid, Tyler rush for 4 yards to the ECS21 (Webster, C.).	
2-17	ECS 21	Law, Cade pass complete to Roper, Josh for 21 yards to the ECS0, 1ST DOWN CPA, TOUCHDOWN, clock 07:26.	P9
1-G	ECS 03	Seibert, Mac kick attempt good.	

CPA 14, ECS 10

3 plays, 30 yards, 0:55

Seibert, Mac kickoff 65 yards to the ECS0, touchback.

ECS drive start at 07:26.

1-10	ECS 20	McMeans, M. rush for loss of 1 yard to the ECS19 (Stewart, Colin).
2-11	ECS 19	McMeans, M. rush for 8 yards to the ECS27 (Collier, George).
3-3	ECS 27	McMeans, M. rush for no gain to the ECS27 (Patterson, L.;Reynolds, Cade).
4-3	ECS 27	Gagnon, Carson punt 44 yards to the CPA29, downed.

3 plays, 7 yards, 2:19

CPA drive start at 05:07.

1-10	CPA 29	Reid, Tyler rush for 10 yards to the CPA39, 1ST DOWN CPA (Nearn, Peter;Agapos, Andrew).	R10
1-10	CPA 39	Reid, Tyler rush for 4 yards to the CPA43 (Saunders, Ethan;Barnett, Blake).	
2-6	CPA 43	Rodriguez, M. rush for 9 yards to the ECS48, 1ST DOWN CPA (Arthur, William).	R11
1-10	ECS 48	Whitely, Andrew rush for 4 yards to the ECS44 (Agapos, Andrew).	
2-6	ECS 44	Law, Cade rush for 2 yards to the ECS42 (Arthur, William;Agapos, Andrew).	
3-4	ECS 42	Law, Cade pass incomplete to Rodriguez, M..	
4-4	ECS 42	Law, Cade punt 28 yards to the ECS14, downed.	

6 plays, 29 yards, 2:53

ECS drive start at 02:14.

1-10	ECS 14	Timeout CPA, clock 02:14.	
1-10	ECS 14	Greenwood, J. rush for 13 yards to the ECS27, 1ST DOWN ECS (Whitely, Andrew).	R7
1-10	ECS 27	Hatcher, Jacob pass incomplete to Hill, Austin.	
2-10	ECS 27	Greenwood, J. rush for loss of 2 yards to the ECS25 (Collier, George).	
3-12	ECS 25	Timeout CPA, clock 01:35.	
3-12	ECS 25	McMeans, M. rush for 11 yards to the ECS36 (Reynolds, Cade).	
4-1	ECS 36	Timeout CPA, clock 01:25.	
4-1	ECS 36	PENALTY CPA offside defense 5 yards to the ECS41, 1ST DOWN ECS.	X8
1-10	ECS 41	Hatcher, Jacob rush for 8 yards to the ECS49 (Williford, Reid).	
2-2	ECS 49	McMeans, M. rush for 10 yards to the CPA41, 1ST DOWN ECS (Whitely, Andrew).	R9
1-10	CPA 41	Timeout ECS, clock 01:10.	
1-10	CPA 41	Greenwood, J. rush for no gain to the CPA41 (Reynolds, Cade;Shipman, Scott).	
2-10	CPA 41	Hatcher, Jacob sacked for loss of 6 yards to the CPA47 (Shipman, Scott).	
3-16	CPA 47	Timeout ECS, clock 00:12.	
3-16	CPA 47	Hatcher, Jacob pass incomplete to Gagnon, Carson.	
4-16	CPA 47	Hatcher, Jacob pass incomplete to Greenwood, J..	

10 plays, 39 yards, 2:14

CPA drive start at 00:00.

End of half, clock 00:00.

END OF 2nd QUARTER: CPA 14, ECS 10

Play-by-Play Summary (2nd quarter)
ECS vs CPA (Dec. 5, 2019 at Cookeville, Tenn.)

		Time	1st Downs				Conversions				
Quarter Summary	Score	Poss	R	P	X	T	3rd	4th	Rushing	Passing	Penalties
ECS	0	05:56	3	0	1	4	0-3	0-1	12-52	0-4-1-0	0-0
CPA	7	06:04	4	3	0	7	2-3	0-0	11-67	3-5-0-47	2-16

Quickie Statistics (Halftime)
ECS vs CPA (Dec. 5, 2019 at Cookeville, Tenn.)

	ECS	CPA
Score	10	14
FIRST DOWNS	9	11
RUSHES-YARDS (NET)	20-83	22-152
PASSING YDS (NET)	98	91
Passes Att-Comp-Int	11-3-2	10-7-0
TOTAL OFFENSE PLAYS-YARDS	31-181	32-243
Fumble Returns-Yards	1-6	0-0
Punt Returns-Yards	0-0	0-0
Kickoff Returns-Yards	1-20	3-54
Interception Returns-Yards	0-0	2-40
Punts (Number-Avg)	1-44.0	1-28.0
Fumbles-Lost	0-0	3-2
Penalties-Yards	2-25	2-16
Possession Time	12:05	11:55
Third-Down Conversions	1 of 6	4 of 6
Fourth-Down Conversions	0 of 1	0 of 1

ECS

Rushing	No.	Gain	Loss	Net	TD	Lg	Avg
Greenwood, J.	9	53	5	48	1	17	5.3
McMeans, M.	9	35	2	33	0	11	3.7
Hatcher, Jacob	2	8	6	2	0	8	1.0

Passing	C-A-I	Yds	TD	Long	Sack
Hatcher, Jacob	3-11-2	98	0	51	1

Receiving	No.	Yards	TD	Long
Gagnon, Carson	2	47	0	37
Hill, Austin	1	51	0	51

Punting	No.	Yds	Avg	Long	In20	TB
Gagnon, Carson	1	44	44.0	44	0	0

Punt Returns	No.	Yards	TD	Long

Kick Returns	No.	Yards	TD	Long
Gagnon, Carson	1	20	0	20

Tackles	UA-A	Total	Sacks	TFL
Agapos, Andrew	5-4	7.0	0.0	1.0
Gagnon, Carson	3-0	3.0	0.0	0.0
Saunders, Ethan	2-2	3.0	0.0	0.0
Nearn, Peter	1-4	3.0	0.0	0.0

CPA

Rushing	No.	Gain	Loss	Net	TD	Lg	Avg
Law, Cade	7	84	0	84	1	60	12.0
Reid, Tyler	6	29	0	29	0	10	4.8
Whitely, Andrew	5	26	1	25	0	15	5.0
Rodriguez, M.	4	18	4	14	0	9	3.5

Passing	C-A-I	Yds	TD	Long	Sack
Law, Cade	7-10-0	91	1	21	0

Receiving	No.	Yards	TD	Long
Rodriguez, M.	5	60	0	19
Roper, Josh	1	21	1	21
Williford, Reid	1	10	0	10

Punting	No.	Yds	Avg	Long	In20	TB
Law, Cade	1	28	28.0	28	1	0

Punt Returns	No.	Yards	TD	Long

Kick Returns	No.	Yards	TD	Long
Williford, Reid	3	54	0	31

Tackles	UA-A	Total	Sacks	TFL
Shipman, Scott	3-1	3.5	1.0	1.0
Chance, Bo	3-0	3.0	0.0	1.0
Reynolds, Cade	2-2	3.0	0.0	1.0
Whitely, Andrew	2-1	2.5	0.0	0.0

Qtr	Time	Scoring Play	V-H
1st	06:28	ECS - Stookey, Evan 40 yd field goal, 7-40 3:09	3 - 0
	04:49	CPA - Law, Cade 60 yd run (Seibert, Mac kick), 3-68 1:39	3 - 7
	01:04	ECS - Greenwood, J. 17 yd run (Stookey, Evan kick), 4-79 1:05	10 - 7
2nd	07:26	CPA - Roper, Josh 21 yd pass from Law, Cade (Seibert, Mac kick), 3-30 0:55	10 - 14

Play-by-Play Summary (3rd quarter)
ECS vs CPA (Dec. 5, 2019 at Cookeville, Tenn.)

Start of 3rd quarter, clock 12:00.

1-10	CPA 47	CPA ball on CPA40.	
		Seibert, Mac kickoff 57 yards to the ECS3, Greenwood, J. return 19 yards to the ECS22 (Patterson, L.).	

ECS drive start at 12:00.

1-10	ECS 22	McMeans, M. rush for 1 yard to the ECS23 (Ellen, Blake;Patterson, L.).	
2-9	ECS 23	Hatcher, Jacob pass incomplete to Pennington, M..	
3-9	ECS 23	Hatcher, Jacob sacked for loss of 4 yards to the ECS19 (Stewart, Colin).	
4-13	ECS 19	Gagnon, Carson punt 29 yards to the ECS48, out-of-bounds.	

3 plays, minus 3 yards, 1:42

CPA drive start at 10:18.

1-10	ECS 48	Reid, Tyler rush for 3 yards to the ECS45 (Saunders, Ethan;Wiseman, C.).	
2-7	ECS 45	Reid, Tyler rush for 1 yard to the ECS44 (Saunders, Ethan;Daniel, Preston).	
3-6	ECS 44	Law, Cade pass incomplete to Rodriguez, M..	
4-6	ECS 44	PENALTY CPA DE 5 yards to the ECS49.	
4-11	ECS 49	Ellis, Sam punt 35 yards to the ECS14, fair catch by Nearn, Peter.	

3 plays, minus 1 yard, 1:21

ECS drive start at 08:57.

1-10	ECS 14	Hatcher, Jacob rush for loss of 4 yards to the ECS10, fumble by Hatcher, Jacob recovered by CPA Chance, Bo at ECS12.	

1 play, minus 2 yards, 0:04

CPA drive start at 08:53.

1-10	ECS 12	Law, Cade rush for no gain to the ECS12 (Hill, Austin;Agapos, Andrew).	
2-10	ECS 12	Law, Cade rush for loss of 2 yards to the ECS14, fumble forced by Daniel, Preston, fumble by Law, Cade recovered by ECS Hill, Austin at ECS12.	

2 plays, 0 yards, 0:49

ECS drive start at 08:04.

1-10	ECS 12	Greenwood, J. rush for no gain to the ECS12 (Patterson, L.).	
2-10	ECS 12	Hatcher, Jacob pass incomplete to Agapos, Andrew, dropped pass.	
3-10	ECS 12	Hatcher, Jacob pass incomplete to Gagnon, Carson.	
4-10	ECS 12	Gagnon, Carson punt 29 yards to the ECS41, out-of-bounds.	

3 plays, 0 yards, 0:55

CPA drive start at 07:09.

1-10	ECS 41	Whitely, Andrew rush for loss of 1 yard to the ECS42 (Pennington, D.), PENALTY CPA holding 11 yards to the CPA48, NO PLAY.	
1-21	CPA 48	Rodriguez, M. rush for 2 yards to the 50 yardline (Gagnon, Carson).	
2-19	CPA 50	Law, Cade sacked for loss of 4 yards to the CPA46 (Saunders, Ethan).	
3-23	CPA 46	Law, Cade pass complete to Roper, Josh for 28 yards to the ECS26, 1ST DOWN CPA (Hill, Austin).	P12
1-10	ECS 26	Reid, Tyler rush for 4 yards to the ECS22 (Kut, Kut).	
2-6	ECS 22	Law, Cade sacked for loss of 2 yards to the ECS24 (Pennington, D.).	
3-8	ECS 24	Law, Cade pass incomplete to Rodriguez, M. (Saunders, Ethan).	
4-8	ECS 24	Seibert, Mac field goal attempt from 41 MISSED - short, spot at ECS20, clock 03:38.	

7 plays, 17 yards, 3:31

ECS drive start at 03:38.

1-10	ECS 20	McMeans, M. rush for 3 yards to the ECS23 (Shipman, Scott).	
2-7	ECS 23	Hatcher, Jacob pass incomplete to Gagnon, Carson.	
3-7	ECS 23	Hatcher, Jacob sacked for loss of 4 yards to the ECS19 (Chance, Bo).	
4-11	ECS 19	Gagnon, Carson punt 35 yards to the CPA46, out-of-bounds.	

3 plays, minus 1 yard, 1:48

CPA drive start at 01:50.

1-10	CPA 46	Law, Cade pass complete to Williford, Reid for 7 yards to the ECS47 (Wiseman, C.).	
2-3	ECS 47	Law, Cade rush for 5 yards to the ECS42, fumble forced by Agapos, Andrew, fumble by Law, Cade recovered by CPA Roper, Josh at ECS41, 1ST DOWN CPA.	R13
1-10	ECS 41	Reid, Tyler rush for 4 yards to the ECS37 (Hill, Austin).	
2-6	ECS 37	Reid, Tyler rush for 4 yards to the ECS33 (Lucas, Ben).	

END OF 3rd QUARTER: CPA 14, ECS 10

		Time	1st Downs				Conversions				
Quarter Summary	Score	Poss	R	P	X	T	3rd	4th	Rushing	Passing	Penalties
ECS	0	04:29	0	0	0	0	0-3	0-0	6-(-6)	0-4-0-0	0-0
CPA	0	07:31	1	1	0	2	1-3	0-0	11-18	2-4-0-35	2-16

Quickie Statistics (3rd quarter)
ECS vs CPA (Dec. 5, 2019 at Cookeville, Tenn.)

	ECS	CPA
Score	10	14
FIRST DOWNS	9	13
RUSHES-YARDS (NET)	26-77	33-170
PASSING YDS (NET)	98	126
Passes Att-Comp-Int	15-3-2	14-9-0
TOTAL OFFENSE PLAYS-YARDS	41-175	47-296
Fumble Returns-Yards	1-6	0-0
Punt Returns-Yards	0-0	0-0
Kickoff Returns-Yards	2-39	3-54
Interception Returns-Yards	0-0	2-40
Punts (Number-Avg)	4-34.2	2-31.5
Fumbles-Lost	1-1	5-3
Penalties-Yards	2-25	4-32
Possession Time	16:34	19:26
Third-Down Conversions	1 of 9	5 of 9
Fourth-Down Conversions	0 of 1	0 of 1

ECS

Rushing	No.	Gain	Loss	Net	TD	Lg	Avg
Greenwood, J.	10	53	5	48	1	17	4.8
McMeans, M.	11	39	2	37	0	11	3.4
Hatcher, Jacob	5	8	16	-8	0	8	-1.6

Passing	C-A-I	Yds	TD	Long	Sack
Hatcher, Jacob	3-15-2	98	0	51	3

Receiving	No.	Yards	TD	Long
Gagnon, Carson	2	47	0	37
Hill, Austin	1	51	0	51

Punting	No.	Yds	Avg	Long	In20	TB
Gagnon, Carson	4	137	34.2	44	0	0

Punt Returns	No.	Yards	TD	Long

Kick Returns	No.	Yards	TD	Long
Gagnon, Carson	1	20	0	20
Greenwood, J.	1	19	0	19

Tackles	UA-A	Total	Sacks	TFL
Agapos, Andrew	6-5	8.5	0.0	1.0
Hill, Austin	4-2	5.0	0.0	0.0
Saunders, Ethan	3-4	5.0	1.0	1.0
Gagnon, Carson	4-0	4.0	0.0	0.0

CPA

Rushing	No.	Gain	Loss	Net	TD	Lg	Avg
Law, Cade	12	90	6	84	1	60	7.0
Reid, Tyler	11	45	0	45	0	10	4.1
Whitely, Andrew	5	26	1	25	0	15	5.0
Rodriguez, M.	5	20	4	16	0	9	3.2

Passing	C-A-I	Yds	TD	Long	Sack
Law, Cade	9-14-0	126	1	28	2

Receiving	No.	Yards	TD	Long
Rodriguez, M.	5	60	0	19
Roper, Josh	2	49	1	28
Williford, Reid	2	17	0	10

Punting	No.	Yds	Avg	Long	In20	TB
Ellis, Sam	1	35	35.0	35	1	0
Law, Cade	1	28	28.0	28	1	0

Punt Returns	No.	Yards	TD	Long

Kick Returns	No.	Yards	TD	Long
Williford, Reid	3	54	0	31

Tackles	UA-A	Total	Sacks	TFL
Shipman, Scott	4-1	4.5	1.0	1.0
Chance, Bo	4-0	4.0	1.0	2.0
Patterson, L.	2-4	4.0	0.0	0.0
Reynolds, Cade	2-2	3.0	0.0	1.0

Qtr	Time	Scoring Play	V-H
1st	06:28	ECS - Stookey, Evan 40 yd field goal, 7-40 3:09	3 - 0
	04:49	CPA - Law, Cade 60 yd run (Seibert, Mac kick), 3-68 1:39	3 - 7
	01:04	ECS - Greenwood, J. 17 yd run (Stookey, Evan kick), 4-79 1:05	10 - 7
2nd	07:26	CPA - Roper, Josh 21 yd pass from Law, Cade (Seibert, Mac kick), 3-30 0:55	10 - 14

Play-by-Play Summary (4th quarter)
ECS vs CPA (Dec. 5, 2019 at Cookeville, Tenn.)

3-2	ECS 33	Start of 4th quarter, clock 12:00.	
3-2	ECS 33	Rodriguez, M. rush for loss of 1 yard to the ECS34, fumble forced by Nearn, Peter, fumble by Rodriguez, M. recovered by CPA TEAM at ECS33, out-of-bounds (Nearn, Peter).	
4-2	ECS 33	Timeout CPA, clock 11:55.	
4-2	ECS 33	Law, Cade rush for 1 yard to the ECS32 (Daniel, Preston;Agapos, Andrew).	

6 plays, 22 yards, 2:02

ECS drive start at 11:48.

1-10	ECS 32	ECS ball on ECS33.	
1-10	ECS 33	Greenwood, J. rush for 3 yards to the ECS36 (Patterson, L.).	
2-7	ECS 36	Greenwood, J. rush for 14 yards to the 50 yardline, 1ST DOWN ECS (Whitely, Andrew), PENALTY CPA holding 10 yards to the CPA40, 1ST DOWN ECS.	X11
1-10	CPA 40	1st and 10.	
1-10	CPA 40	Greenwood, J. rush for 11 yards to the CPA29, 1ST DOWN ECS (Ellis, Sam).	R12
1-10	CPA 29	Timeout CPA, clock 10:37.	
1-10	CPA 29	Greenwood, J. rush for 6 yards to the CPA23 (Whiteside, S.).	
2-4	CPA 23	Greenwood, J. rush for 3 yards to the CPA20 (Shipman, Scott).	
3-1	CPA 20	Greenwood, J. rush for no gain to the CPA20 (Ellis, Sam).	
4-1	CPA 20	PENALTY CPA offside defense 6 yards to the CPA14, 1ST DOWN ECS.	X13
1-10	CPA 14	Hatcher, Jacob rush for no gain to the CPA14 (Collier, George).	
2-10	CPA 14	Greenwood, J. rush for 5 yards to the CPA9 (Reynolds, Cade).	
3-5	CPA 09	Greenwood, J. rush for loss of 1 yard to the CPA10 (Patterson, L.;Reynolds, Cade).	
4-6	CPA 10	Hatcher, Jacob pass complete to Arthur, William for 9 yards to the CPA1, 1ST DOWN ECS.	P14
1-G	CPA 01	Hatcher, Jacob rush for 1 yard to the CPA0, TOUCHDOWN, clock 06:05.	
1-G	CPA 03	Stookey, Evan kick attempt good.	

ECS 17, CPA 14

11 plays, 67 yards, 5:43

Stookey, Evan kickoff 57 yards to the CPA8, Reid, Tyler return 14 yards to the CPA22 (Welch, Jacob;Agapos, Andrew).

CPA drive start at 06:05.

1-10	CPA 22	Reid, Tyler rush for 4 yards to the CPA26 (Kut, Kut).	
2-6	CPA 26	Law, Cade pass complete to Rodriguez, M. for 9 yards to the CPA35, 1ST DOWN CPA (Wiseman, C.).	P14
1-10	CPA 35	Patterson, L. rush for 2 yards to the CPA37 (Saunders, Ethan).	
2-8	CPA 37	Law, Cade pass incomplete to Rodriguez, M..	
3-8	CPA 37	Law, Cade pass incomplete to Roper, Josh, dropped pass.	
4-8	CPA 37	Ellis, Sam punt 38 yards to the ECS25, downed.	

5 plays, 15 yards, 1:50

ECS drive start at 04:15.

1-10	ECS 25	McMeans, M. rush for 9 yards to the ECS34 (Myers, Brewer).	
2-1	ECS 34	McMeans, M. rush for 5 yards to the ECS39, 1ST DOWN ECS (Ellen, Blake).	R15
1-10	ECS 39	Timeout ECS, clock 02:57.	
1-10	ECS 39	McMeans, M. rush for 2 yards to the ECS41 (Patterson, L.;Chance, Bo).	
2-8	ECS 41	McMeans, M. rush for loss of 4 yards to the ECS37 (Patterson, L.).	
3-12	ECS 37	Timeout CPA, clock 02:03.	
3-12	ECS 37	Timeout ECS, clock 02:03.	
3-12	ECS 37	Greenwood, J. rush for 10 yards to the ECS47 (Patterson, L.;Ellis, Sam).	
4-2	ECS 47	Timeout ECS, clock 01:14.	
4-2	ECS 47	Hill, Austin rush for loss of 2 yards to the ECS45 (Reynolds, Cade;Collier, George).	

6 plays, 20 yards, 3:07

CPA drive start at 01:08.

1-10	ECS 45	Law, Cade pass incomplete to Rodriguez, M. (Arthur, William).
2-10	ECS 45	Law, Cade rush for no gain to the ECS45 (Pennington, D.).
3-10	ECS 45	Law, Cade pass incomplete to Rodriguez, M..
4-10	ECS 45	Law, Cade pass incomplete to Ellis, Sam (Daniel, Preston).

4 plays, 0 yards, 0:50

ECS drive start at 00:18.

1-10	ECS 45	TEAM rush for loss of 1 yard to the ECS44.
		End of game, clock 00:00.

1 play, minus 1 yard, 0:18

FINAL SCORE: ECS 17, CPA 14

		Time	1st Downs				Conversions				
Quarter Summary	Score	Poss	R	P	X	T	3rd	4th	Rushing	Passing	Penalties
ECS	7	09:08	3	1	2	6	0-3	1-2	17-61	1-1-0-9	0-0
CPA	0	02:52	0	1	0	1	0-3	0-2	5-7	1-6-0-9	2-16

Quickie Statistics (4th quarter)
ECS vs CPA (Dec. 5, 2019 at Cookeville, Tenn.)

	ECS	CPA
Score	17	14
FIRST DOWNS	15	14
RUSHES-YARDS (NET)	43-138	38-177
PASSING YDS (NET)	107	135
Passes Att-Comp-Int	16-4-2	20-10-0
TOTAL OFFENSE PLAYS-YARDS	59-245	58-312
Fumble Returns-Yards	1-6	0-0
Punt Returns-Yards	0-0	0-0
Kickoff Returns-Yards	2-39	4-68
Interception Returns-Yards	0-0	2-40
Punts (Number-Avg)	4-34.2	3-33.7
Fumbles-Lost	1-1	6-3
Penalties-Yards	2-25	6-48
Possession Time	25:42	22:18
Third-Down Conversions	1 of 12	5 of 12
Fourth-Down Conversions	1 of 3	0 of 3

ECS

Rushing	No.	Gain	Loss	Net	TD	Lg	Avg
Greenwood, J.	19	105	6	99	1	17	5.2
McMeans, M.	15	55	6	49	0	11	3.3
TEAM	1	0	1	-1	0	0	-1.0
Hill, Austin	1	0	2	-2	0	0	-2.0

Passing	C-A-I	Yds	TD	Long	Sack
Hatcher, Jacob	4-16-2	107	0	51	3

Receiving	No.	Yards	TD	Long
Gagnon, Carson	2	47	0	37
Hill, Austin	1	51	0	51
Arthur, William	1	9	0	9

Punting	No.	Yds	Avg	Long	In20	TB
Gagnon, Carson	4	137	34.2	44	0	0

Punt Returns	No.	Yards	TD	Long

Kick Returns	No.	Yards	TD	Long
Greenwood, J.	1	19	0	19
Gagnon, Carson	1	20	0	20

Tackles	UA-A	Total	Sacks	TFL
Agapos, Andrew	6-7	9.5	0.0	1.0
Saunders, Ethan	4-4	6.0	1.0	1.0
Hill, Austin	4-2	5.0	0.0	0.0
Nearn, Peter	3-4	5.0	0.0	1.0

CPA

Rushing	No.	Gain	Loss	Net	TD	Lg	Avg
Law, Cade	14	91	6	85	1	60	6.1
Reid, Tyler	12	49	0	49	0	10	4.1
Whitely, Andrew	5	26	1	25	0	15	5.0
Rodriguez, M.	6	20	4	16	0	9	2.7

Passing	C-A-I	Yds	TD	Long	Sack
Law, Cade	10-20-0	135	1	28	2

Receiving	No.	Yards	TD	Long
Rodriguez, M.	6	69	0	19
Roper, Josh	2	49	1	28
Williford, Reid	2	17	0	10

Punting	No.	Yds	Avg	Long	In20	TB
Ellis, Sam	2	73	36.5	38	1	0
Law, Cade	1	28	28.0	28	1	0

Punt Returns	No.	Yards	TD	Long

Kick Returns	No.	Yards	TD	Long
Williford, Reid	3	54	0	31
Reid, Tyler	1	14	0	14

Tackles	UA-A	Total	Sacks	TFL
Patterson, L.	4-7	7.5	0.0	1.5
Shipman, Scott	5-1	5.5	1.0	1.0
Ellis, Sam	4-2	5.0	0.0	0.0
Reynolds, Cade	3-4	5.0	0.0	2.0

Qtr	Time	Scoring Play	V-H
1st	06:28	ECS - Stookey, Evan 40 yd field goal, 7-40 3:09	3 - 0
	04:49	CPA - Law, Cade 60 yd run (Seibert, Mac kick), 3-68 1:39	3 - 7
	01:04	ECS - Greenwood, J. 17 yd run (Stookey, Evan kick), 4-79 1:05	10 - 7
2nd	07:26	CPA - Roper, Josh 21 yd pass from Law, Cade (Seibert, Mac kick), 3-30 0:55	10 - 14
4th	06:05	ECS - Hatcher, Jacob 1 yd run (Stookey, Evan kick), 11-67 5:43	17 - 14

2018 Division II Class AA State Football Playoffs

November 2 - November 30, 2018

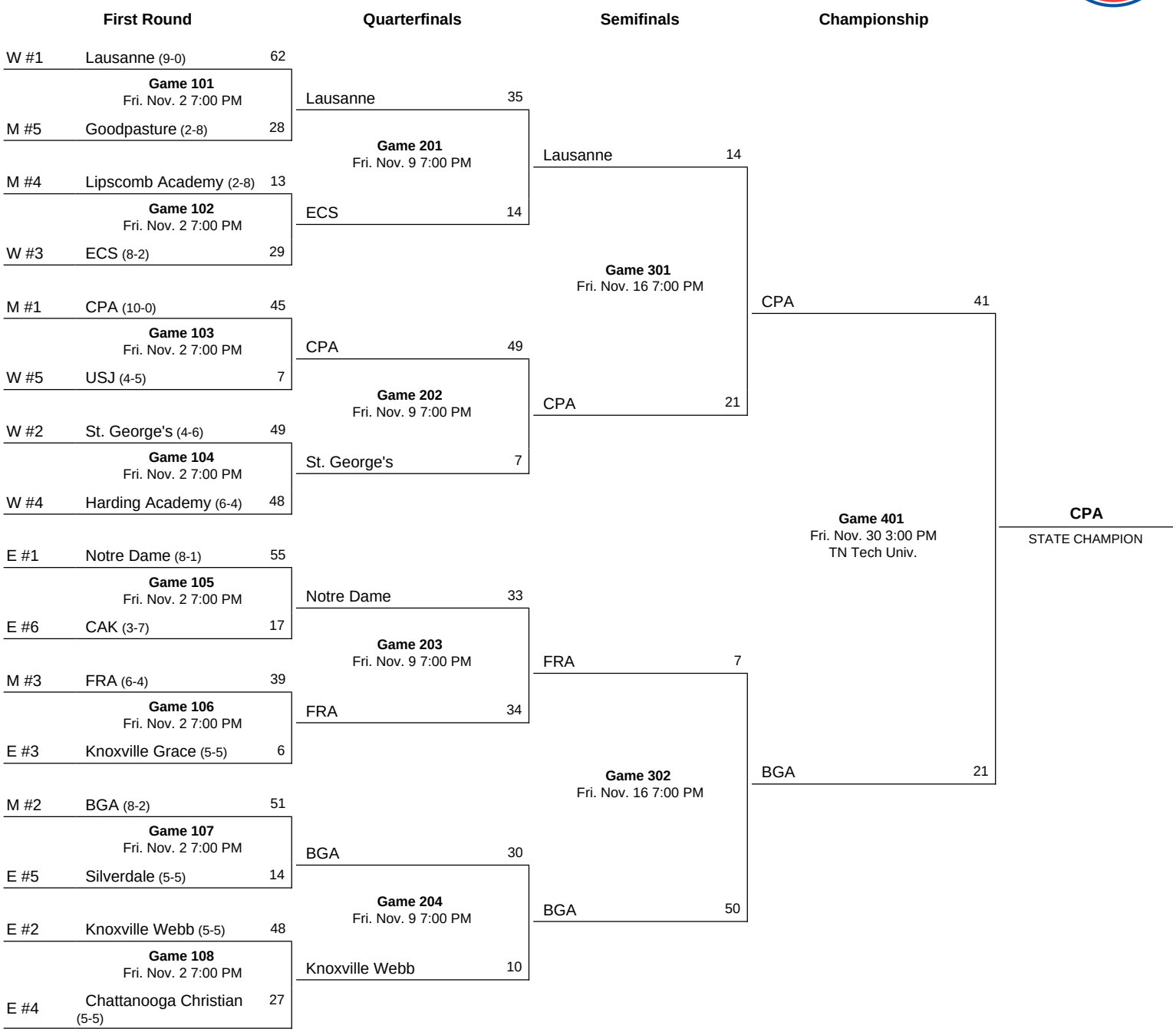

Notes:
All times are local time. The higher seed will host. If #1 West and #1 Middle meet in the semifinals, #1 Middle will host. If #2 Middle and #2 East meet in the quarterfinals, #2 East will host.

Scoring Summary (Final)
2018 TSSAA Blue Cross Bowl
CPA vs BGA (Nov 30, 2018 at Cookeville, Tenn.)

CPA (14-0) vs. BGA (11-3)
Date: Nov 30, 2018 • Site: Cookeville, Tenn. • Stadium: Tucker Stadium
Attendance:

Score by Quarters	1	2	3	4	Total
CPA	7	21	6	7	41
BGA	0	0	7	14	21

Qtr	Time	Scoring Play	V-H
1st	04:25	CPA - Patterson, Kane 8 yd run (Stubblefield kick), 12-59 5:22	7 - 0
2nd	08:49	CPA - McCormick, B. 17 yd pass from Eledge, Ryan (Stubblefield kick), 4-52 1:14	14 - 0
	02:18	CPA - McCormick, B. 11 yd pass from Eledge, Ryan (Stubblefield kick), 10-54 3:23	21 - 0
	00:01	CPA - Cooper, Dean 16 yd pass from Eledge, Ryan (Stubblefield kick), 8-68 1:44	28 - 0
3rd	06:32	BGA - Reed, Tiy 84 yd pass from Semptimphelter (Sauder, Jack kick), 2-84 0:19	28 - 7
	03:56	CPA - Patterson, Kane 57 yd run (Stubblefield kick failed), 6-83 2:36	34 - 7
4th	08:48	BGA - Hollis, Garnett 7 yd pass from Semptimphelter (Sauder, Jack kick), 16-79 7:08	34 - 14
	07:55	CPA - Whitely, Andrew 40 yd run (Whatton, Foster kick), 2-46 0:53	41 - 14
	02:06	BGA - Bennett, Chico 58 yd pass from Semptimphelter (Sauder, Jack kick), 3-67 0:49	41 - 21

Kickoff time: 3:00 pm • End of Game: 5:43 pm • Total elapsed time: 2:36
Officials: Referee: Gary Kennedy; Umpire: Chris Borum; Linesman: Scott Carver;
Line judge: Jack Price; Back judge: Bradley Allen; Field judge: Joshua Orrick;
Side judge: Brian Paul; Center judge: Robbins/Harris;
Temperature: 60 • Wind: SW5-10 • Weather: Intermittent Showers
Most Valuable Player: Kane Patterson, CPA

Team Statistics (Final)
2018 TSSAA Blue Cross Bowl
CPA vs BGA (Nov 30, 2018 at Cookeville, Tenn.)

	CPA	BGA
FIRST DOWNS	22	15
Rushing	13	6
Passing	9	7
Penalty	0	2
NET YARDS RUSHING	356	118
Rushing Attempts	50	23
Average Per Rush	7.1	5.1
Rushing Touchdowns	3	0
Yards Gained Rushing	361	123
Yards Lost Rushing	5	5
NET YARDS PASSING	152	277
Completions-Attempts-Int	10-18-0	21-34-2
Average Per Attempt	8.4	8.1
Average Per Completion	15.2	13.2
Passing Touchdowns	3	3
TOTAL OFFENSE YARDS	508	395
Total offense plays	68	57
Average Gain Per Play	7.5	6.9
Fumbles: Number-Lost	0-0	0-0
Penalties: Number-Yards	10-86	5-35
PUNTS-YARDS	2-43	2-39
Average Yards Per Punt	21.5	19.5
Net Yards Per Punt	21.5	19.5
Inside 20	1	0
50+ Yards	0	0
Touchbacks	0	0
Fair catch	0	0
KICKOFFS-YARDS	6-316	2-100
Average Yards Per Kickoff	52.7	50.0
Net Yards Per Kickoff	39.3	33.5
Touchbacks	2	1
Fair Catch Yards	0	0
Punt returns: Number-Yards-TD	0-0-0	0-0-0
Average Per Return	0.0	0.0
Kickoff returns: Number-Yds-TD	1-13-0	3-40-0
Average Per Return	13.0	13.3
Interceptions: Number-Yds-TD	2-23-0	0-0-0
Fumble Returns: Number-Yds-TD	0-0-0	0-0-0
Miscellaneous Yards	0	0
Possession Time	27:42	20:18
1st Quarter	8:58	3:02
2nd Quarter	6:21	5:39
3rd Quarter	7:45	4:15
4th Quarter	4:38	7:22
Third-Down Conversions	9 of 13	6 of 12
Fourth-Down Conversions	0 of 1	1 of 3
Red-Zone Scores-Chances	4-5	1-1
Touchdowns	4-5	1-1
Field goals	0-5	0-1
Sacks By: Number-Yards	0-0	0-0
PAT Kicks	5-6	3-3
Field Goals	0-1	0-0
Points off turnovers	7	0

Individual Statistics (Final)
2018 TSSAA Blue Cross Bowl
CPA vs BGA (Nov 30, 2018 at Cookeville, Tenn.)

CPA

Rushing	No.	Gain	Loss	Net	TD	Lg	Avg
Madden, Andrew	20	135	0	135	0	41	6.8
Patterson, Kane	13	110	0	110	2	57	8.5
Reid, Tyler	5	47	0	47	0	22	9.4
Whitely, Andrew	3	43	2	41	1	40	13.7
Eledge, Ryan	3	19	0	19	0	8	6.3
Stewart, Ethan	5	7	2	5	0	5	1.0
Henderson, Noah	1	0	1	-1	0	0	-1.0
Totals	50	361	5	356	3	57	7.1

Passing	C-A-I	Yds	TD	Long	Sack
Eledge, Ryan	10-17-0	152	3	44	0
TEAM	0-1-0	0	0	0	0
Totals	10-18-0	152	3	44	0

Receiving	No.	Yards	TD	Long
McCormick, B.	3	42	2	17
Cooper, Dean	2	31	1	16
Patterson, Kane	2	15	0	11
Henderson, Noah	1	44	0	44
Madden, Andrew	1	12	0	12
Nabors, Brett	1	8	0	8
Totals	10	152	3	44

Punting	No.	Yds	Avg	Long	In20	TB
Ellis, Sam	1	20	20.0	20	0	0
Eledge, Ryan	1	23	23.0	23	1	0
Totals	2	43	21.5	23	1	0

	Punt			Kickoff			Intercept		
Returns	No	Yds	Lg	No	Yds	Lg	No	Yds	Lg
Nabors, Brett	0	0	0	1	13	13	0	0	0
Ritchie, J.	0	0	0	0	0	0	1	0	0
Whitely, Andrew	0	0	0	0	0	0	1	23	23
Totals	0	0	0	1	13	13	2	23	23

Field goals	Qtr	Time	Dist	Result
Stubblefield	1st	00:00	23 yards	Missed

Kickoffs	No.	Yards	Avg	TB	OB
Stubblefield	6	316	52.7	2	1

All-purpose	Run	Rcv	KR	PR	IR	Total
Madden, Andrew	135	12	0	0	0	147
Patterson, Kane	110	15	0	0	0	125
Whitely, Andrew	41	0	0	0	23	64
Reid, Tyler	47	0	0	0	0	47

FUMBLES: CPA-None. BGA-None.

BGA

Rushing	No.	Gain	Loss	Net	TD	Lg	Avg
Bennett, B.	11	67	3	64	0	19	5.8
Seay, Kaleb	6	25	0	25	0	15	4.2
Semptimphelter	5	26	2	24	0	11	4.8
Stevens, Tony	1	5	0	5	0	5	5.0
Totals	23	123	5	118	0	19	5.1

Passing	C-A-I	Yds	TD	Long	Sack
Semptimphelter	21-34-2	277	3	84	0
Totals	21-34-2	277	3	84	0

Receiving	No.	Yards	TD	Long
Bennett, Chico	6	102	1	58
Reed, Tiy	5	120	1	84
Stevens, Tony	4	26	0	10
Hollis, Garnett	3	25	1	11
Bennett, B.	2	7	0	5
Seay, Kaleb	1	-3	0	0
Totals	21	277	3	84

Punting	No.	Yds	Avg	Long	In20	TB
Byram, Max	2	39	19.5	29	0	0
Totals	2	39	19.5	29	0	0

	Punt			Kickoff			Intercept		
Returns	No	Yds	Lg	No	Yds	Lg	No	Yds	Lg
Reed, Tiy	0	0	0	3	40	19	0	0	0
Totals	0	0	0	3	40	19	0	0	0

Field goals	Qtr	Time	Dist	Result

Kickoffs	No.	Yards	Avg	TB	OB
Sauder, Jack	2	100	50.0	1	0

All-purpose	Run	Rcv	KR	PR	IR	Total
Reed, Tiy	0	120	40	0	0	160
Bennett, Chico	0	102	0	0	0	102
Bennett, B.	64	7	0	0	0	71
Stevens, Tony	5	26	0	0	0	31

Defensive Statistics (Final)
2018 TSSAA Blue Cross Bowl
CPA vs BGA (Nov 30, 2018 at Cookeville, Tenn.)

#	CPA	Solo	Ast	Total	Sacks-Yds	TFL-Yds	FF	FR-Yds	Int-Yds	BrUp	Blks	QBH
4	Patterson, Kane	3	4	5.0	-	1.0-3	-	-	-	-	-	-
11	Stout, McNeill	3	2	4.0	-	-	-	-	-	1	-	1
9	West, Sam	3	1	3.5	-	-	-	-	-	-	-	-
17	McCormick, B.	1	4	3.0	-	1.0-2	-	-	-	-	-	-
26	Trapnell, Payne	2	1	2.5	-	-	-	-	-	-	-	-
34	Whitely, Andrew	2	1	2.5	-	-	-	-	1-23	-	-	-
8	Horne, William	1	2	2.0	-	1.0-3	-	-	-	-	-	-
14	Ellis, Sam	1	2	2.0	-	-	-	-	-	-	-	-
72	Leonard, Sam	0	4	2.0	-	-	-	-	-	-	-	-
24	Ritchie, J.	1	1	1.5	-	-	-	-	1-0	1	-	-
40	Whatton, Foster	1	1	1.5	-	-	-	-	-	-	-	-
22	Smith, Barrett	0	3	1.5	-	-	-	-	-	-	-	-
42	Reynolds, Cade	1	0	1.0	-	-	-	-	-	-	-	-
33	Smitherman, Z.	1	0	1.0	-	-	-	-	-	-	-	-
28	Lawrence, Sam	1	0	1.0	-	-	-	-	-	-	-	-
20	Williford, Cade	1	0	1.0	-	-	-	-	-	-	-	-
25	Henderson, Noah	1	0	1.0	-	-	-	-	-	-	-	-
18	Crunk, Trey	1	0	1.0	-	-	-	-	-	-	-	-
57	Whiteside, S.	1	0	1.0	-	-	-	-	-	-	-	-
37	Reid, Tyler	1	0	1.0	-	-	-	-	-	-	-	-
55	Gregory, Jack	0	1	0.5	-	-	-	-	-	-	-	-
45	Ellen, Blake	0	1	0.5	-	-	-	-	-	-	-	-
27	Moore, Keegan	0	1	0.5	-	-	-	-	-	-	-	-
68	Stout, Reed	0	1	0.5	-	-	-	-	-	-	-	-
39	Pinkley, North	0	0	0.0	-	-	-	-	-	1	-	-
	Totals	26	30	41.0	0.0-0	3.0-8	0	0-0	2-23	3	0	1

#	BGA	Solo	Ast	Total	Sacks-Yds	TFL-Yds	FF	FR-Yds	Int-Yds	BrUp	Blks	QBH
6	Bennett, B.	10	4	12.0	-	-	-	-	-	-	-	-
15	Bennett, Chico	5	1	5.5	-	1.0-2	-	-	-	1	-	2
2	Reed, Tiy	5	1	5.5	-	1.0-1	-	-	-	-	-	-
73	Nicoll, Russ	2	6	5.0	-	-	-	-	-	-	-	-
13	Hollis, Garnett	3	3	4.5	-	-	-	-	-	-	-	-
70	Morris, Zion	3	3	4.5	-	-	-	-	-	-	-	-
3	Stevens, Tony	2	3	3.5	-	1.0-2	-	-	-	-	-	-
56	Holloway, Teddy	1	4	3.0	-	-	-	-	-	-	-	-
5	Seay, Kaleb	1	3	2.5	-	-	-	-	-	-	-	-
55	Greenewalt, W.	1	2	2.0	-	-	-	-	-	-	-	1
16	McCullough, Zac	0	4	2.0	-	-	-	-	-	-	-	-
18	Parker, Wilson	1	1	1.5	-	-	-	-	-	-	-	-
24	Morrisson, J.	1	0	1.0	-	-	-	-	-	-	-	-
31	Adams, Trace	0	2	1.0	-	-	-	-	-	-	-	-
52	Mayberry, Eli	0	1	0.5	-	-	-	-	-	-	-	-
	Totals	35	38	54.0	0.0-0	3.0-5	0	0-0	0-0	1	0	3

Drive Chart (By Team) (Final)
2018 TSSAA Blue Cross Bowl
CPA vs BGA (Nov 30, 2018 at Cookeville, Tenn.)

		Drive Started			Drive Ended			Consumed	
Team	Qtr	Spot	Time	Obtained	Spot	Time	How lost	Pl - Yds	TOP
CPA	1st	C41	09:47	Downs	B00	04:25	*TOUCHDOWN	12 - 59	5:22 .
CPA		C33	03:36	Interception	B06	00:00	Missed FG	9 - 61	3:36 .
CPA	2nd	C48	10:03	Downs	B00	08:49	*TOUCHDOWN	4 - 52	1:14 .
CPA		C46	05:41	Interception	B00	02:18	*TOUCHDOWN	10 - 54	3:23 .
CPA		C32	01:45	Punt	B00	00:01	*TOUCHDOWN	8 - 68	1:44 .
CPA	3rd	C20	12:00	Kickoff	B39	06:51	Punt	11 - 41	5:09
CPA		C17	06:32	Kickoff	B00	03:56	*TOUCHDOWN	6 - 83	2:36
CPA	4th	B46	08:48	Kickoff	B00	07:55	*TOUCHDOWN	2 - 46	0:53
CPA		B36	05:38	Punt	B33	02:55	Downs	4 - 3	2:43
CPA		C49	02:06	Kickoff	C40	01:04	Punt	3 - (9)	1:02

CPA	1st Qtr	2nd Qtr	3rd Qtr	4th Qtr	1st Half	2nd Half	Total
Time of possession	08:58	06:21	07:45	04:38	15:19	12:23	27:42
3rd down conversions	4-5	2-2	3-4	0-2	6-7	3-6	9-13
Average field position	C37	C42	C18	B45	C40	C40	C40
4th down conversions	0-0	0-0	0-0	0-1	0-0	0-1	0-1

		Drive Started			Drive Ended			Consumed	
Team	Qtr	Spot	Time	Obtained	Spot	Time	How lost	Pl - Yds	TOP
BGA	1st	B20	12:00	Kickoff	C41	09:47	Downs	7 - 39	2:13
BGA		B20	04:25	Kickoff	B45	03:36	Interception	3 - 25	0:49
BGA	2nd	B20	12:00	Missed FG	C48	10:03	Downs	6 - 32	1:57
BGA		B29	08:49	Kickoff	B41	05:41	Interception	6 - 12	3:08
BGA		B35	02:18	Kickoff	B39	01:45	Punt	3 - 4	0:33
BGA		B45	00:01	Kickoff	B45	00:00	End of half	0 - 0	0:01
BGA	3rd	B16	06:51	Punt	C00	06:32	*TOUCHDOWN	2 - 84	0:19
BGA		B21	03:56	Kickoff	C00	08:48	*TOUCHDOWN	16 - 79	7:08 .
BGA	4th	B14	07:55	Kickoff	B26	05:38	Punt	6 - 12	2:17
BGA		B33	02:55	Downs	C00	02:06	*TOUCHDOWN	3 - 67	0:49
BGA		B40	01:04	Punt	C39	00:00	End of half	5 - 21	1:04

BGA	1st Qtr	2nd Qtr	3rd Qtr	4th Qtr	1st Half	2nd Half	Total
Time of possession	03:02	05:39	04:15	07:22	08:41	11:37	20:18
3rd down conversions	0-1	1-4	1-1	4-6	1-5	5-7	6-12
Average field position	B20	B32	B18	B29	B28	B24	B26
4th down conversions	0-1	0-1	0-0	1-1	0-2	1-1	1-3

Drive Chart (By Quarter) (Final)
2018 TSSAA Blue Cross Bowl
CPA vs BGA (Nov 30, 2018 at Cookeville, Tenn.)

		Drive Started			Drive Ended			Consumed	
Team	Qtr	Spot	Time	Obtained	Spot	Time	How lost	Pl - Yds	TOP
BGA	1st	B20	12:00	Kickoff	C41	09:47	Downs	7 - 39	2:13
CPA		C41	09:47	Downs	B00	04:25	*TOUCHDOWN	12 - 59	5:22 .
BGA		B20	04:25	Kickoff	B45	03:36	Interception	3 - 25	0:49
CPA		C33	03:36	Interception	B06	00:00	Missed FG	9 - 61	3:36 .
BGA	2nd	B20	12:00	Missed FG	C48	10:03	Downs	6 - 32	1:57
CPA		C48	10:03	Downs	B00	08:49	*TOUCHDOWN	4 - 52	1:14 .
BGA		B29	08:49	Kickoff	B41	05:41	Interception	6 - 12	3:08
CPA		C46	05:41	Interception	B00	02:18	*TOUCHDOWN	10 - 54	3:23 .
BGA		B35	02:18	Kickoff	B39	01:45	Punt	3 - 4	0:33
CPA		C32	01:45	Punt	B00	00:01	*TOUCHDOWN	8 - 68	1:44 .
BGA		B45	00:01	Kickoff	B45	00:00	End of half	0 - 0	0:01
CPA	3rd	C20	12:00	Kickoff	B39	06:51	Punt	11 - 41	5:09
BGA		B16	06:51	Punt	C00	06:32	*TOUCHDOWN	2 - 84	0:19
CPA		C17	06:32	Kickoff	B00	03:56	*TOUCHDOWN	6 - 83	2:36
BGA		B21	03:56	Kickoff	C00	08:48	*TOUCHDOWN	16 - 79	7:08 .
CPA	4th	B46	08:48	Kickoff	B00	07:55	*TOUCHDOWN	2 - 46	0:53
BGA		B14	07:55	Kickoff	B26	05:38	Punt	6 - 12	2:17
CPA		B36	05:38	Punt	B33	02:55	Downs	4 - 3	2:43
BGA		B33	02:55	Downs	C00	02:06	*TOUCHDOWN	3 - 67	0:49
CPA		C49	02:06	Kickoff	C40	01:04	Punt	3 - (9)	1:02
BGA		B40	01:04	Punt	C39	00:00	End of half	5 - 21	1:04

Play-by-Play Summary (1st quarter)
CPA vs BGA (Nov 30, 2018 at Cookeville, Tenn.)

Captains for BGA: 2,55,52,15
Captains for CPA: 4,25,6,17
BGA won the toss and has elected to receive.
CPA will defend the south goal.

1-10	CPA 40	CPA ball on CPA40.	
		Stubblefield kickoff 60 yards to the BGA0, touchback.	
1-10	BGA 20	BGA ball on BGA20.	
1-10	BGA 20	Semptimphelter pass complete to Bennett, Chico for 6 yards to the BGA26 (Henderson, Noah).	
2-4	BGA 26	Semptimphelter rush for 10 yards to the BGA36, 1ST DOWN BGA (Whitely, Andrew).	R1
1-10	BGA 36	Semptimphelter pass complete to Reed, Tiy for 9 yards to the BGA45 (Trapnell, Payne).	
2-1	BGA 45	PENALTY CPA encroachment 5 yards to the 50 yardline, 1ST DOWN BGA.	X2
1-10	BGA 50	Semptimphelter pass complete to Bennett, Chico for 3 yards to the CPA47 (Ellis, Sam).	
2-7	CPA 47	Seay, Kaleb rush for 4 yards to the CPA43 (Patterson, Kane;Stout, McNeill).	
3-3	CPA 43	Semptimphelter pass incomplete to Stevens, Tony.	
4-3	CPA 43	Semptimphelter pass complete to Bennett, B. for 2 yards to the CPA41 (Patterson, Kane).	

7 plays, 39 yards, 2:13

CPA drive start at 09:47.

1-10	CPA 41	Madden, Andrew rush for 1 yard to the CPA42 (Nicoll, Russ).	
2-9	CPA 42	Madden, Andrew rush for 2 yards to the CPA44 (Bennett, B.).	
3-7	CPA 44	Eledge, Ryan pass complete to Cooper, Dean for 15 yards to the BGA41, 1ST DOWN CPA (Reed, Tiy).	P1
1-10	BGA 41	Eledge, Ryan pass complete to Patterson, Kane for 4 yards to the BGA37 (Reed, Tiy), PENALTY CPA holding (Whiteside, S.) 10 yards to the BGA47.	
1-16	BGA 47	1st and 16.	
1-16	BGA 47	Timeout CPA, clock 07:53.	
1-16	BGA 47	Madden, Andrew rush for 13 yards to the BGA34 (McCullough, Zac;Nicoll, Russ).	
2-3	BGA 34	PENALTY CPA illegal procedure (Mathews, J.) 5 yards to the BGA39.	
2-8	BGA 39	Madden, Andrew rush for 1 yard to the BGA38 (Holloway, Teddy;Morris, Zion).	
3-7	BGA 38	Eledge, Ryan pass complete to McCormick, B. for 14 yards to the BGA24, 1ST DOWN CPA (Bennett, B.;McCullough, Zac).	P2
1-10	BGA 24	Eledge, Ryan rush for 8 yards to the BGA16 (Stevens, Tony).	
2-2	BGA 16	Henderson, Noah rush for loss of 1 yard to the BGA17 (Reed, Tiy).	
3-3	BGA 17	Patterson, Kane rush for 9 yards to the BGA8, 1ST DOWN CPA (Parker, Wilson).	R3
1-G	BGA 08	Patterson, Kane rush for no gain to the BGA8 (Morris, Zion).	
2-G	BGA 08	Patterson, Kane rush for 8 yards to the BGA0, TOUCHDOWN, clock 04:25.	
1-G	BGA 03	Stubblefield kick attempt good.	

CPA 7, BGA 0

12 plays, 59 yards, 5:22

Stubblefield kickoff 60 yards to the BGA0, touchback.

BGA drive start at 04:25.

1-10	BGA 20	BGA ball on BGA20.	
1-10	BGA 20	Semptimphelter pass complete to Stevens, Tony for 10 yards to the BGA30, 1ST DOWN BGA (Stout, McNeill;Ellen, Blake).	P3
1-10	BGA 30	Seay, Kaleb rush for 15 yards to the BGA45, 1ST DOWN BGA (Ellis, Sam;Whitely, Andrew).	R4
1-10	BGA 45	Semptimphelter pass intercepted by Ritchie, J. at the CPA33, Ritchie, J. return 0 yards to the CPA33 (Reed, Tiy).	

3 plays, 25 yards, 0:49

CPA drive start at 03:36.

1-10	CPA 33	Timeout CPA, clock 03:35.	
1-10	CPA 33	Madden, Andrew rush for 5 yards to the CPA38 (Bennett, B.).	
2-5	CPA 38	Madden, Andrew rush for 4 yards to the CPA42 (Bennett, B.;Seay, Kaleb).	
3-1	CPA 42	Madden, Andrew rush for 9 yards to the BGA49, 1ST DOWN CPA (Hollis, Garnett).	R4
1-10	BGA 49	PENALTY CPA illegal procedure (Mathews, J.) 5 yards to the CPA46.	
1-15	CPA 46	Eledge, Ryan pass incomplete to Henderson, Noah (Bennett, Chico), PENALTY CPA illegal formation declined.	
2-15	CPA 46	Eledge, Ryan pass complete to Henderson, Noah for 44 yards to the BGA10, 1ST DOWN CPA.	P5
1-G	BGA 10	Patterson, Kane rush for 3 yards to the BGA7 (Mayberry, Eli;Morris, Zion).	
2-G	BGA 07	Patterson, Kane rush for 1 yard to the BGA6 (Bennett, Chico).	
3-G	BGA 06	Patterson, Kane rush for no gain to the BGA6, out-of-bounds (Bennett, Chico).	
4-G	BGA 06	Stubblefield field goal attempt from 23 MISSED - wide left, spot at BGA20, clock 00:00.	

9 plays, 61 yards, 5:33

END OF 1st QUARTER: CPA 7, BGA 0

		Time	1st Downs				Conversions				
Quarter Summary	Score	Poss	R	P	X	T	3rd	4th	Rushing	Passing	Penalties
CPA	7	05:22	2	3	0	5	4-5	0-0	15-63	4-5-0-77	4-25
BGA	0	03:02	2	1	1	4	0-1	0-1	3-29	5-7-1-30	0-0

Quickie Statistics (1st quarter)
CPA vs BGA (Nov 30, 2018 at Cookeville, Tenn.)

	CPA	BGA
Score	7	0
FIRST DOWNS	5	4
RUSHES-YARDS (NET)	15-63	3-29
PASSING YDS (NET)	77	30
Passes Att-Comp-Int	5-4-0	7-5-1
TOTAL OFFENSE PLAYS-YARDS	20-140	10-59
Fumble Returns-Yards	0-0	0-0
Punt Returns-Yards	0-0	0-0
Kickoff Returns-Yards	0-0	0-0
Interception Returns-Yards	1-0	0-0
Punts (Number-Avg)	0-0.0	0-0.0
Fumbles-Lost	0-0	0-0
Penalties-Yards	4-25	0-0
Possession Time	05:22	03:02
Third-Down Conversions	4 of 5	0 of 1
Fourth-Down Conversions	0 of 0	0 of 1

CPA

Rushing	No.	Gain	Loss	Net	TD	Lg	Avg
Madden, Andrew	7	35	0	35	0	13	5.0
Patterson, Kane	6	21	0	21	1	9	3.5
Eledge, Ryan	1	8	0	8	0	8	8.0
Henderson, Noah	1	0	1	-1	0	0	-1.0

Passing	C-A-I	Yds	TD	Long	Sack
Eledge, Ryan	4-5-0	77	0	44	0

Receiving	No.	Yards	TD	Long
Henderson, Noah	1	44	0	44
Cooper, Dean	1	15	0	15
McCormick, B.	1	14	0	14
Patterson, Kane	1	4	0	4

Punting	No.	Yds	Avg	Long	In20	TB

Punt Returns	No.	Yards	TD	Long

Kick Returns	No.	Yards	TD	Long

Tackles	UA-A	Total	Sacks	TFL
Whitely, Andrew	1-1	1.5	0.0	0.0
Patterson, Kane	1-1	1.5	0.0	0.0
Ellis, Sam	1-1	1.5	0.0	0.0
Trapnell, Payne	1-0	1.0	0.0	0.0

BGA

Rushing	No.	Gain	Loss	Net	TD	Lg	Avg
Seay, Kaleb	2	19	0	19	0	15	9.5
Semptimphelter	1	10	0	10	0	10	10.0

Passing	C-A-I	Yds	TD	Long	Sack
Semptimphelter	5-7-1	30	0	10	0

Receiving	No.	Yards	TD	Long
Bennett, Chico	2	9	0	6
Stevens, Tony	1	10	0	10
Reed, Tiy	1	9	0	9
Bennett, B.	1	2	0	2

Punting	No.	Yds	Avg	Long	In20	TB

Punt Returns	No.	Yards	TD	Long

Kick Returns	No.	Yards	TD	Long

Tackles	UA-A	Total	Sacks	TFL
Reed, Tiy	4-0	4.0	0.0	1.0
Bennett, B.	2-2	3.0	0.0	0.0
Bennett, Chico	2-0	2.0	0.0	0.0
Morris, Zion	1-2	2.0	0.0	0.0

Qtr	Time	Scoring Play	V-H
1st	04:25	CPA - Patterson, Kane 8 yd run (Stubblefield kick), 12-59 5:22	7 - 0

Play-by-Play Summary (2nd quarter)
CPA vs BGA (Nov 30, 2018 at Cookeville, Tenn.)

1-10	BGA 20	Start of 2nd quarter, clock 12:00.	
1-10	BGA 20	Stevens, Tony rush for 5 yards to the BGA25 (Patterson, Kane;Horne, William).	
2-5	BGA 25	Semptimphelter pass complete to Bennett, Chico for 21 yards to the BGA46, 1ST DOWN BGA (West, Sam).	P5
1-10	BGA 46	Bennett, B. rush for no gain to the BGA46 (Gregory, Jack;McCormick, B.).	
2-10	BGA 46	Semptimphelter pass incomplete to Hollis, Garnett.	
3-10	BGA 46	Semptimphelter pass complete to Stevens, Tony for 6 yards to the CPA48 (Smitherman, Z.).	
4-4	CPA 48	Semptimphelter pass incomplete to Stevens, Tony.	

6 plays, 32 yards, 1:57

CPA drive start at 10:03.

1-10	CPA 48	Eledge, Ryan pass incomplete to Stout, McNeill, QB hurry by Bennett, Chico.	
2-10	CPA 48	Madden, Andrew rush for 4 yards to the BGA48 (Bennett, Chico), PENALTY CPA holding (Stopkotte, J.) 10 yards to the CPA42.	
2-16	CPA 42	2nd and 16.	
2-16	CPA 42	Madden, Andrew rush for 41 yards to the BGA17, 1ST DOWN CPA.	R6
1-10	BGA 17	Eledge, Ryan pass complete to McCormick, B. for 17 yards to the BGA0, 1ST DOWN CPA, TOUCHDOWN, clock 08:49.	P7
1-G	BGA 03	Stubblefield kick attempt good.	

CPA 14, BGA 0

4 plays, 52 yards, 1:14

Stubblefield kickoff 45 yards to the BGA15, Reed, Tiy return 14 yards to the BGA29 (Reynolds, Cade).

BGA drive start at 08:49.

1-10	BGA 29	Bennett, B. rush for 4 yards to the BGA33 (West, Sam;Leonard, Sam).	
2-6	BGA 33	Semptimphelter rush for loss of 2 yards to the BGA31 (McCormick, B.).	
3-8	BGA 31	Timeout BGA, clock 07:37.	
3-8	BGA 31	Semptimphelter pass complete to Bennett, Chico for 13 yards to the BGA44, 1ST DOWN BGA, out-of-bounds (Trapnell, Payne).	P6
1-10	BGA 44	Seay, Kaleb rush for 1 yard to the BGA45 (West, Sam).	
2-9	BGA 45	PENALTY BGA false start (Mayberry, Eli) 5 yards to the BGA40.	
2-14	BGA 40	Semptimphelter pass complete to Bennett, Chico for 1 yard to the BGA41 (McCormick, B.;Leonard, Sam).	
3-13	BGA 41	Semptimphelter pass intercepted by Whitely, Andrew at the CPA33, Whitely, Andrew return 23 yards to the BGA44 (Reed, Tiy), PENALTY CPA illegal block 10 yards to the CPA46, 1st and 10, CPA ball on CPA46.	

6 plays, 12 yards, 3:08

CPA drive start at 05:41.

1-10	CPA 46	Eledge, Ryan pass incomplete to Nabors, Brett.	
2-10	CPA 46	Madden, Andrew rush for 1 yard to the CPA47 (Morris, Zion).	
3-9	CPA 47	Eledge, Ryan pass complete to Madden, Andrew for 12 yards to the BGA41, 1ST DOWN CPA (Reed, Tiy;Adams, Trace).	P8
1-10	BGA 41	Madden, Andrew rush for 6 yards to the BGA35 (Morris, Zion).	
2-4	BGA 35	Eledge, Ryan pass complete to Nabors, Brett for 8 yards to the BGA27, 1ST DOWN CPA (Stevens, Tony;Hollis, Garnett).	P9
1-10	BGA 27	Whitely, Andrew rush for 3 yards to the BGA24 (Nicoll, Russ).	
2-7	BGA 24	Patterson, Kane rush for 8 yards to the BGA16, 1ST DOWN CPA (Hollis, Garnett;McCullough, Zac).	R10
1-10	BGA 16	Patterson, Kane rush for 5 yards to the BGA11 (Hollis, Garnett).	
2-5	BGA 11	Eledge, Ryan pass incomplete to Nabors, Brett.	
3-5	BGA 11	Eledge, Ryan pass complete to McCormick, B. for 11 yards to the BGA0, 1ST DOWN CPA, TOUCHDOWN, clock 02:18, PENALTY BGA holding declined.	P11
1-G	BGA 03	Stubblefield kick attempt good.	

CPA 21, BGA 0

10 plays, 54 yards, 3:23

Stubblefield kickoff 40 yards to the BGA20, out-of-bounds, BGA ball on BGA35.

BGA drive start at 02:18.

1-10	BGA 35	Timeout CPA, clock 02:18.
1-10	BGA 35	Semptimphelter pass incomplete to Stevens, Tony (Ritchie, J.).
2-10	BGA 35	Bennett, B. rush for 4 yards to the BGA39, out-of-bounds (Stout, McNeill).
3-6	BGA 39	Semptimphelter pass incomplete to Stevens, Tony.
4-6	BGA 39	Byram, Max punt 29 yards to the CPA32, downed.

3 plays, 4 yards, 0:33

CPA drive start at 01:45.

1-10	CPA 32	Madden, Andrew rush for 4 yards to the CPA36 (Holloway, Teddy;Nicoll, Russ).	
2-6	CPA 36	Madden, Andrew rush for 10 yards to the CPA46, 1ST DOWN CPA (Bennett, B.).	R12
1-10	CPA 46	Reid, Tyler rush for 9 yards to the BGA45 (Bennett, B.).	
2-1	BGA 45	Timeout BGA, clock 00:41.	
2-1	BGA 45	Reid, Tyler rush for 7 yards to the BGA38, 1ST DOWN CPA (Hollis, Garnett).	R13
1-10	BGA 38	Eledge, Ryan pass incomplete to McCormick, B., QB hurry by Bennett, Chico.	

Play-by-Play Summary (2nd quarter)
CPA vs BGA (Nov 30, 2018 at Cookeville, Tenn.)

2-10	BGA 38	Reid, Tyler rush for 22 yards to the BGA16, 1ST DOWN CPA (Bennett, B.).	R14
1-10	BGA 16	TEAM pass incomplete.	
2-10	BGA 16	Eledge, Ryan pass complete to Cooper, Dean for 16 yards to the BGA0, 1ST DOWN CPA, TOUCHDOWN, clock 00:01.	P15
1-G	BGA 03	Stubblefield kick attempt good.	

CPA 28, BGA 0

8 plays, 68 yards, 1:44

Stubblefield kickoff 13 yards to the BGA47, on-side kick, recovered by BGA Cantrell, J. on BGA45.

BGA drive start at 00:01.

End of half, clock 00:00.

0 plays, 0 yards, 0:01

END OF 2nd QUARTER: CPA 28, BGA 0

		Time	1st Downs				Conversions				
Quarter Summary	Score	Poss	R	P	X	T	3rd	4th	Rushing	Passing	Penalties
CPA	21	08:18	5	5	0	10	2-2	0-0	12-120	5-10-0-64	2-20
BGA	0	05:39	0	2	0	2	1-4	0-1	6-12	4-9-1-41	1-5

Quickie Statistics (Halftime)
CPA vs BGA (Nov 30, 2018 at Cookeville, Tenn.)

	CPA	BGA
Score	28	0
FIRST DOWNS	15	6
RUSHES-YARDS (NET)	27-183	9-41
PASSING YDS (NET)	141	71
Passes Att-Comp-Int	15-9-0	16-9-2
TOTAL OFFENSE PLAYS-YARDS	42-324	25-112
Fumble Returns-Yards	0-0	0-0
Punt Returns-Yards	0-0	0-0
Kickoff Returns-Yards	0-0	1-14
Interception Returns-Yards	2-23	0-0
Punts (Number-Avg)	0-0.0	1-29.0
Fumbles-Lost	0-0	0-0
Penalties-Yards	6-45	1-5
Possession Time	17:16	08:41
Third-Down Conversions	6 of 7	1 of 5
Fourth-Down Conversions	0 of 0	0 of 2

CPA

Rushing	No.	Gain	Loss	Net	TD	Lg	Avg
Madden, Andrew	13	101	0	101	0	41	7.8
Reid, Tyler	3	38	0	38	0	22	12.7
Patterson, Kane	8	34	0	34	1	9	4.2
Eledge, Ryan	1	8	0	8	0	8	8.0

Passing	C-A-I	Yds	TD	Long	Sack
Eledge, Ryan	9-14-0	141	3	44	0
TEAM	0-1-0	0	0	0	0

Receiving	No.	Yards	TD	Long
McCormick, B.	3	42	2	17
Cooper, Dean	2	31	1	16
Henderson, Noah	1	44	0	44
Madden, Andrew	1	12	0	12

Punting	No.	Yds	Avg	Long	In20	TB

Punt Returns	No.	Yards	TD	Long

Kick Returns	No.	Yards	TD	Long

Tackles	UA-A	Total	Sacks	TFL
West, Sam	2-1	2.5	0.0	0.0
Trapnell, Payne	2-0	2.0	0.0	0.0
McCormick, B.	1-2	2.0	0.0	1.0
Patterson, Kane	1-2	2.0	0.0	0.0

BGA

Rushing	No.	Gain	Loss	Net	TD	Lg	Avg
Seay, Kaleb	3	20	0	20	0	15	6.7
Bennett, B.	3	8	0	8	0	4	2.7
Semptimphelter	2	10	2	8	0	10	4.0
Stevens, Tony	1	5	0	5	0	5	5.0

Passing	C-A-I	Yds	TD	Long	Sack
Semptimphelter	9-16-2	71	0	21	0

Receiving	No.	Yards	TD	Long
Bennett, Chico	5	44	0	21
Stevens, Tony	2	16	0	10
Reed, Tiy	1	9	0	9
Bennett, B.	1	2	0	2

Punting	No.	Yds	Avg	Long	In20	TB
Byram, Max	1	29	29.0	29	0	0

Punt Returns	No.	Yards	TD	Long

Kick Returns	No.	Yards	TD	Long
Reed, Tiy	1	14	0	14

Tackles	UA-A	Total	Sacks	TFL
Bennett, B.	5-2	6.0	0.0	0.0
Reed, Tiy	5-1	5.5	0.0	1.0
Morris, Zion	3-2	4.0	0.0	0.0
Hollis, Garnett	3-2	4.0	0.0	0.0

Qtr	Time	Scoring Play	V-H
1st	04:25	CPA - Patterson, Kane 8 yd run (Stubblefield kick), 12-59 5:22	7 - 0
2nd	08:49	CPA - McCormick, B. 17 yd pass from Eledge, Ryan (Stubblefield kick), 4-52 1:14	14 - 0
	02:18	CPA - McCormick, B. 11 yd pass from Eledge, Ryan (Stubblefield kick), 10-54 3:23	21 - 0
	00:01	CPA - Cooper, Dean 16 yd pass from Eledge, Ryan (Stubblefield kick), 8-68 1:44	28 - 0

Play-by-Play Summary (3rd quarter)
CPA vs BGA (Nov 30, 2018 at Cookeville, Tenn.)

		Start of 3rd quarter, clock 12:00.	
1-10	BGA 45	BGA ball on BGA40.	
		Sauder, Jack kickoff 60 yards to the CPA0, touchback.	
CPA drive start at 12:00.			
1-10	CPA 20	Patterson, Kane rush for 5 yards to the CPA25 (Seay, Kaleb;Nicoll, Russ).	
2-5	CPA 25	Patterson, Kane rush for 4 yards to the CPA29 (Greenewalt, W.).	
3-1	CPA 29	Patterson, Kane rush for 2 yards to the CPA31, 1ST DOWN CPA (Holloway, Teddy).	R16
1-10	CPA 31	Patterson, Kane rush for 8 yards to the CPA39 (Bennett, B.).	
2-2	CPA 39	Madden, Andrew rush for 10 yards to the CPA49, 1ST DOWN CPA (Bennett, B.).	R17
1-10	CPA 49	Madden, Andrew rush for 3 yards to the BGA48 (Stevens, Tony;Nicoll, Russ).	
2-7	BGA 48	Madden, Andrew rush for 4 yards to the BGA44 (Greenewalt, W.;Nicoll, Russ).	
3-3	BGA 44	Eledge, Ryan rush for 7 yards to the BGA37, 1ST DOWN CPA.	R18
1-10	BGA 37	Whitely, Andrew rush for loss of 2 yards to the BGA39 (Stevens, Tony).	
2-12	BGA 39	Eledge, Ryan pass incomplete to McCormick, B., QB hurry by Greenewalt, W..	
3-12	BGA 39	Eledge, Ryan pass incomplete to Stout, McNeill.	
4-12	BGA 39	Timeout CPA, clock 06:58.	
4-12	BGA 39	Eledge, Ryan punt 23 yards to the BGA16, downed.	
		11 plays, 41 yards, 5:09	
BGA drive start at 06:51.			
1-10	BGA 16	Semptimphelter pass incomplete to Bennett, Chico.	
2-10	BGA 16	Semptimphelter pass complete to Reed, Tiy for 84 yards to the CPA0, 1ST DOWN BGA, TOUCHDOWN, clock 06:32.	P7
1-G	CPA 03	Sauder, Jack kick attempt good.	
		CPA 28, BGA 7	
		2 plays, 84 yards, 0:19	
		Sauder, Jack kickoff 40 yards to the CPA20, Nabors, Brett return 13 yards to the CPA33 (Morrisson, J.), PENALTY CPA illegal block (Horne, William) 16 yards to the CPA17, 1st and 10, CPA ball on CPA17.	
CPA drive start at 06:32.			
1-10	CPA 17	Madden, Andrew rush for 7 yards to the CPA24 (Hollis, Garnett;McCullough, Zac).	
2-3	CPA 24	Madden, Andrew rush for 3 yards to the CPA27, 1ST DOWN CPA (Seay, Kaleb;Morris, Zion).	R19
1-10	CPA 27	Madden, Andrew rush for 1 yard to the CPA28 (Stevens, Tony;Holloway, Teddy).	
2-9	CPA 28	Eledge, Ryan rush for 4 yards to the CPA32 (Seay, Kaleb).	
3-5	CPA 32	Eledge, Ryan pass complete to Patterson, Kane for 11 yards to the CPA43, 1ST DOWN CPA (Bennett, B.).	P20
1-10	CPA 43	Patterson, Kane rush for 57 yards to the BGA0, 1ST DOWN CPA, TOUCHDOWN, clock 03:56.	R21
1-G	BGA 03	Stubblefield kick attempt failed.	
		CPA 34, BGA 7	
		6 plays, 83 yards, 2:36	
		Stubblefield kickoff 58 yards to the BGA2, Reed, Tiy return 19 yards to the BGA21 (Williford, Cade).	
BGA drive start at 03:56.			
1-10	BGA 21	Seay, Kaleb rush for 1 yard to the BGA22 (McCormick, B.;Whatton, Foster).	
2-9	BGA 22	Semptimphelter rush for 11 yards to the BGA33, 1ST DOWN BGA (Whitely, Andrew).	R8
1-10	BGA 33	Bennett, B. rush for 2 yards to the BGA35 (Horne, William;Leonard, Sam).	
2-8	BGA 35	Bennett, B. rush for 9 yards to the BGA44, 1ST DOWN BGA (West, Sam).	R9
1-10	BGA 44	Bennett, B. rush for loss of 3 yards to the BGA41 (Horne, William).	
2-13	BGA 41	Semptimphelter pass complete to Reed, Tiy for 12 yards to the CPA47 (Smith, Barrett;Ritchie, J.), QB hurry by Stout, McNeill.	
3-1	CPA 47	Bennett, B. rush for 18 yards to the CPA29, 1ST DOWN BGA (Ellis, Sam;Trapnell, Payne).	R10
1-10	CPA 29	Semptimphelter rush for no gain to the CPA29, out-of-bounds.	
2-10	CPA 29	Seay, Kaleb rush for 4 yards to the CPA25 (Patterson, Kane).	
		END OF 3rd QUARTER: CPA 34, BGA 7	

		Time	1st Downs				Conversions				
Quarter Summary	Score	Poss	R	P	X	T	3rd	4th	Rushing	Passing	Penalties
CPA	6	07:45	5	1	0	6	3-4	0-0	14-113	1-3-0-11	1-16
BGA	7	04:15	3	1	0	4	0-0	0-0	8-42	2-3-0-96	0-0

Quickie Statistics (3rd quarter)
CPA vs BGA (Nov 30, 2018 at Cookeville, Tenn.)

	CPA	BGA
Score	34	7
FIRST DOWNS	21	10
RUSHES-YARDS (NET)	41-296	17-83
PASSING YDS (NET)	152	167
Passes Att-Comp-Int	18-10-0	19-11-2
TOTAL OFFENSE PLAYS-YARDS	59-448	36-250
Fumble Returns-Yards	0-0	0-0
Punt Returns-Yards	0-0	0-0
Kickoff Returns-Yards	1-13	2-33
Interception Returns-Yards	2-23	0-0
Punts (Number-Avg)	1-23.0	1-29.0
Fumbles-Lost	0-0	0-0
Penalties-Yards	7-61	1-5
Possession Time	25:01	12:56
Third-Down Conversions	9 of 11	2 of 6
Fourth-Down Conversions	0 of 0	0 of 2

CPA

Rushing	No.	Gain	Loss	Net	TD	Lg	Avg
Madden, Andrew	19	129	0	129	0	41	6.8
Patterson, Kane	13	110	0	110	2	57	8.5
Reid, Tyler	3	38	0	38	0	22	12.7
Eledge, Ryan	3	19	0	19	0	8	6.3

Passing	C-A-I	Yds	TD	Long	Sack
Eledge, Ryan	10-17-0	152	3	44	0
TEAM	0-1-0	0	0	0	0

Receiving	No.	Yards	TD	Long
McCormick, B.	3	42	2	17
Cooper, Dean	2	31	1	16
Patterson, Kane	2	15	0	11
Henderson, Noah	1	44	0	44

Punting	No.	Yds	Avg	Long	In20	TB
Eledge, Ryan	1	23	23.0	23	1	0

Punt Returns	No.	Yards	TD	Long

Kick Returns	No.	Yards	TD	Long
Nabors, Brett	1	13	0	13

Tackles	UA-A	Total	Sacks	TFL
West, Sam	3-1	3.5	0.0	0.0
Patterson, Kane	2-2	3.0	0.0	0.0
Trapnell, Payne	2-1	2.5	0.0	0.0
Whitely, Andrew	2-1	2.5	0.0	0.0

BGA

Rushing	No.	Gain	Loss	Net	TD	Lg	Avg
Bennett, B.	7	37	3	34	0	18	4.9
Seay, Kaleb	5	25	0	25	0	15	5.0
Semptimphelter	4	21	2	19	0	11	4.8
Stevens, Tony	1	5	0	5	0	5	5.0

Passing	C-A-I	Yds	TD	Long	Sack
Semptimphelter	11-19-2	167	1	84	0

Receiving	No.	Yards	TD	Long
Bennett, Chico	5	44	0	21
Reed, Tiy	3	105	1	84
Stevens, Tony	2	16	0	10
Bennett, B.	1	2	0	2

Punting	No.	Yds	Avg	Long	In20	TB
Byram, Max	1	29	29.0	29	0	0

Punt Returns	No.	Yards	TD	Long

Kick Returns	No.	Yards	TD	Long
Reed, Tiy	2	33	0	19

Tackles	UA-A	Total	Sacks	TFL
Bennett, B.	8-2	9.0	0.0	0.0
Reed, Tiy	5-1	5.5	0.0	1.0
Hollis, Garnett	3-3	4.5	0.0	0.0
Morris, Zion	3-3	4.5	0.0	0.0

Qtr	Time	Scoring Play	V-H
1st	04:25	CPA - Patterson, Kane 8 yd run (Stubblefield kick), 12-59 5:22	7 - 0
2nd	08:49	CPA - McCormick, B. 17 yd pass from Eledge, Ryan (Stubblefield kick), 4-52 1:14	14 - 0
	02:18	CPA - McCormick, B. 11 yd pass from Eledge, Ryan (Stubblefield kick), 10-54 3:23	21 - 0
	00:01	CPA - Cooper, Dean 16 yd pass from Eledge, Ryan (Stubblefield kick), 8-68 1:44	28 - 0
3rd	06:32	BGA - Reed, Tiy 84 yd pass from Semptimphelter (Sauder, Jack kick), 2-84 0:19	28 - 7
	03:56	CPA - Patterson, Kane 57 yd run (Stubblefield kick failed), 6-83 2:36	34 - 7

Play-by-Play Summary (4th quarter)
CPA vs BGA (Nov 30, 2018 at Cookeville, Tenn.)

3-6	CPA 25	Start of 4th quarter, clock 12:00.	
3-6	CPA 25	Semptimphelter pass complete to Reed, Tiy for 2 yards to the CPA23 (Stout, McNeill).	
4-4	CPA 23	Semptimphelter pass complete to Bennett, B. for 5 yards to the CPA18, 1ST DOWN BGA (Ritchie, J.).	P11
1-10	CPA 18	Bennett, B. rush for 8 yards to the CPA10 (Whiteside, S.).	
2-2	CPA 10	Bennett, B. rush for 1 yard to the CPA9 (Patterson, Kane;Smith, Barrett).	
3-1	CPA 09	PENALTY CPA encroachment 5 yards to the CPA4, 1ST DOWN BGA.	X12
1-G	CPA 04	Seay, Kaleb rush for no gain to the CPA4 (McCormick, B.;Stout, Reed).	
2-G	CPA 04	Semptimphelter pass complete to Seay, Kaleb for loss of 3 yards to the CPA7 (Patterson, Kane).	
3-G	CPA 07	Semptimphelter pass complete to Hollis, Garnett for 7 yards to the CPA0, TOUCHDOWN, clock 08:48.	
1-G	CPA 03	Sauder, Jack kick attempt good.	

CPA 34, BGA 14

1-G	BGA 40	PENALTY BGA encroachment 5 yards to the BGA35.	

16 plays, 79 yards, 7:08

Sauder, Jack kickoff 11 yards to the BGA46, on-side kick, recovered by CPA Cooper, Dean on BGA46.

CPA drive start at 08:48.

1-10	BGA 46	Madden, Andrew rush for 6 yards to the BGA40 (Bennett, B.).	
2-4	BGA 40	Whitely, Andrew rush for 40 yards to the BGA0, 1ST DOWN CPA, TOUCHDOWN, clock 07:55.	R22
1-G	BGA 03	Whatton, Foster kick attempt good.	

CPA 41, BGA 14

2 plays, 46 yards, 0:53

Stubblefield kickoff 53 yards to the BGA7, Reed, Tiy return 7 yards to the BGA14 (Reid, Tyler).

BGA drive start at 07:55.

1-10	BGA 14	Semptimphelter pass incomplete to Hollis, Garnett.	
2-10	BGA 14	Semptimphelter pass complete to Bennett, Chico for 5 yards to the BGA19 (Smith, Barrett), PENALTY BGA ineligible downfield on pass 5 yards to the BGA9, NO PLAY.	
2-15	BGA 09	Semptimphelter pass complete to Bennett, Chico for 12 yards to the BGA21 (Ellis, Sam;Ritchie, J.), PENALTY BGA ineligible downfield on pass 4 yards to the BGA5, NO PLAY.	
2-19	BGA 05	Semptimphelter pass incomplete to Bennett, B..	
3-19	BGA 05	Bennett, B. rush for 19 yards to the BGA24, 1ST DOWN BGA (Stout, McNeill).	R13
1-10	BGA 24	Semptimphelter pass incomplete to Bennett, Chico.	
2-10	BGA 24	Semptimphelter pass incomplete to Hollis, Garnett (Stout, McNeill).	
3-10	BGA 24	Bennett, B. rush for 2 yards to the BGA26 (Smith, Barrett;Leonard, Sam).	
4-8	BGA 26	Byram, Max punt 10 yards to the BGA36, out-of-bounds.	

6 plays, 12 yards, 2:17

CPA drive start at 05:38.

1-10	BGA 36	Stewart, Ethan rush for 5 yards to the BGA31 (Bennett, B.).
2-5	BGA 31	Stewart, Ethan rush for 7 yards to the BGA24 (Bennett, B.), PENALTY CPA holding 10 yards to the BGA41, NO PLAY.
2-15	BGA 41	Stewart, Ethan rush for 2 yards to the BGA39 (Bennett, B.;Parker, Wilson).
3-13	BGA 39	Reid, Tyler rush for 8 yards to the BGA31 (Bennett, B.;Bennett, Chico).
4-5	BGA 31	Stewart, Ethan rush for loss of 2 yards to the BGA33 (Bennett, Chico).

4 plays, 3 yards, 2:43

BGA drive start at 02:55.

1-10	BGA 33	Semptimphelter pass complete to Stevens, Tony for 6 yards to the BGA39 (Patterson, Kane;Moore, Keegan).	
2-4	BGA 39	Semptimphelter pass complete to Stevens, Tony for 3 yards to the BGA42 (Crunk, Trey).	
3-1	BGA 42	Semptimphelter pass complete to Bennett, Chico for 58 yards to the CPA0, 1ST DOWN BGA, TOUCHDOWN, clock 02:06.	P14
1-G	CPA 03	Sauder, Jack kick attempt good.	

CPA 41, BGA 21

3 plays, 67 yards, 0:49

Sauder, Jack kickoff 11 yards to the CPA49, on-side kick, recovered by CPA Cooper, Dean on CPA49.

CPA drive start at 02:06.

1-10	CPA 49	Stewart, Ethan rush for no gain to the CPA49 (Adams, Trace;Greenewalt, W.).
2-10	CPA 49	Timeout BGA, clock 01:54.
2-10	CPA 49	Stewart, Ethan rush for 6 yards to the BGA45 (Bennett, B.), PENALTY CPA holding 10 yards to the CPA39, NO PLAY.
2-20	CPA 39	Stewart, Ethan rush for no gain to the CPA39, out-of-bounds (Bennett, Chico).
3-20	CPA 39	Reid, Tyler rush for 1 yard to the CPA40 (Holloway, Teddy;Nicoll, Russ).
4-19	CPA 40	Timeout BGA, clock 01:14.
4-19	CPA 40	Ellis, Sam punt 20 yards to the BGA40, out-of-bounds.

3 plays, minus 9 yards, 1:02

BGA drive start at 01:04.

Play-by-Play Summary (4th quarter)
CPA vs BGA (Nov 30, 2018 at Cookeville, Tenn.)

1-10	BGA 40	Semptimphelter pass complete to Hollis, Garnett for 7 yards to the BGA47, Stevens, Tony for 1 yard to the BGA48 (Lawrence, Sam), PENALTY BGA personal foul 16 yards to the BGA32.	
1-18	BGA 32	2nd and 18.	
2-18	BGA 32	Semptimphelter pass complete to Hollis, Garnett for 11 yards to the BGA43, out-of-bounds.	
3-7	BGA 43	Semptimphelter pass complete to Reed, Tiy for 13 yards to the CPA44, 1ST DOWN BGA (Whatton, Foster).	P15
1-10	CPA 44	Semptimphelter rush for 5 yards to the CPA39.	
2-5	CPA 39	Semptimphelter pass incomplete to Stevens, Tony (Pinkley, North).	
		End of game, clock 00:00.	

5 plays, 21 yards, 1:04

FINAL SCORE: CPA 41, BGA 21

Quarter Summary	Score	Time Poss	1st Downs R	P	X	T	Conversions 3rd	4th	Rushing	Passing	Penalties
CPA	7	04:38	1	0	0	1	0-2	0-1	9-60	0-0-0-0	3-25
BGA	14	07:22	1	3	1	5	4-6	1-1	6-35	10-15-0-110	4-30

Quickie Statistics (4th quarter)
CPA vs BGA (Nov 30, 2018 at Cookeville, Tenn.)

	CPA	BGA
Score	41	21
FIRST DOWNS	22	15
RUSHES-YARDS (NET)	50-356	23-118
PASSING YDS (NET)	152	277
Passes Att-Comp-Int	18-10-0	34-21-2
TOTAL OFFENSE PLAYS-YARDS	68-508	57-395
Fumble Returns-Yards	0-0	0-0
Punt Returns-Yards	0-0	0-0
Kickoff Returns-Yards	1-13	3-40
Interception Returns-Yards	2-23	0-0
Punts (Number-Avg)	2-21.5	2-19.5
Fumbles-Lost	0-0	0-0
Penalties-Yards	10-86	5-35
Possession Time	29:39	20:18
Third-Down Conversions	9 of 13	6 of 12
Fourth-Down Conversions	0 of 1	1 of 3

CPA

Rushing	No.	Gain	Loss	Net	TD	Lg	Avg
Madden, Andrew	20	135	0	135	0	41	6.8
Patterson, Kane	13	110	0	110	2	57	8.5
Reid, Tyler	5	47	0	47	0	22	9.4
Whitely, Andrew	3	43	2	41	1	40	13.7

Passing	C-A-I	Yds	TD	Long	Sack
Eledge, Ryan	10-17-0	152	3	44	0
TEAM	0-1-0	0	0	0	0

Receiving	No.	Yards	TD	Long
McCormick, B.	3	42	2	17
Cooper, Dean	2	31	1	16
Patterson, Kane	2	15	0	11
Henderson, Noah	1	44	0	44

Punting	No.	Yds	Avg	Long	In20	TB
Ellis, Sam	1	20	20.0	20	0	0
Eledge, Ryan	1	23	23.0	23	1	0

Punt Returns	No.	Yards	TD	Long

Kick Returns	No.	Yards	TD	Long
Nabors, Brett	1	13	0	13

Tackles	UA-A	Total	Sacks	TFL
Patterson, Kane	3-4	5.0	0.0	1.0
Stout, McNeill	3-2	4.0	0.0	0.0
West, Sam	3-1	3.5	0.0	0.0
McCormick, B.	1-4	3.0	0.0	1.0

BGA

Rushing	No.	Gain	Loss	Net	TD	Lg	Avg
Bennett, B.	11	67	3	64	0	19	5.8
Seay, Kaleb	6	25	0	25	0	15	4.2
Semptimphelter	5	26	2	24	0	11	4.8
Stevens, Tony	1	5	0	5	0	5	5.0

Passing	C-A-I	Yds	TD	Long	Sack
Semptimphelter	21-34-2	277	3	84	0

Receiving	No.	Yards	TD	Long
Bennett, Chico	6	102	1	58
Reed, Tiy	5	120	1	84
Stevens, Tony	4	26	0	10
Hollis, Garnett	3	25	1	11

Punting	No.	Yds	Avg	Long	In20	TB
Byram, Max	2	39	19.5	29	0	0

Punt Returns	No.	Yards	TD	Long

Kick Returns	No.	Yards	TD	Long
Reed, Tiy	3	40	0	19

Tackles	UA-A	Total	Sacks	TFL
Bennett, B.	10-4	12.0	0.0	0.0
Reed, Tiy	5-1	5.5	0.0	1.0
Bennett, Chico	5-1	5.5	0.0	1.0
Nicoll, Russ	2-6	5.0	0.0	0.0

Qtr	Time	Scoring Play	V-H
1st	04:25	CPA - Patterson, Kane 8 yd run (Stubblefield kick), 12-59 5:22	7 - 0
2nd	08:49	CPA - McCormick, B. 17 yd pass from Eledge, Ryan (Stubblefield kick), 4-52 1:14	14 - 0
	02:18	CPA - McCormick, B. 11 yd pass from Eledge, Ryan (Stubblefield kick), 10-54 3:23	21 - 0
	00:01	CPA - Cooper, Dean 16 yd pass from Eledge, Ryan (Stubblefield kick), 8-68 1:44	28 - 0
3rd	06:32	BGA - Reed, Tiy 84 yd pass from Semptimphelter (Sauder, Jack kick), 2-84 0:19	28 - 7
	03:56	CPA - Patterson, Kane 57 yd run (Stubblefield kick failed), 6-83 2:36	34 - 7
4th	08:48	BGA - Hollis, Garnett 7 yd pass from Semptimphelter (Sauder, Jack kick), 16-79 7:08	34 - 14
	07:55	CPA - Whitely, Andrew 40 yd run (Whatton, Foster kick), 2-46 0:53	41 - 14
	02:06	BGA - Bennett, Chico 58 yd pass from Semptimphelter (Sauder, Jack kick), 3-67 0:49	41 - 21

Quickie Statistics (Final)
CPA vs BGA (Nov 30, 2018 at Cookeville, Tenn.)

	CPA	BGA
Score	41	21
FIRST DOWNS	22	15
RUSHES-YARDS (NET)	50-356	23-118
PASSING YDS (NET)	152	277
Passes Att-Comp-Int	18-10-0	34-21-2
TOTAL OFFENSE PLAYS-YARDS	68-508	57-395
Fumble Returns-Yards	0-0	0-0
Punt Returns-Yards	0-0	0-0
Kickoff Returns-Yards	1-13	3-40
Interception Returns-Yards	2-23	0-0
Punts (Number-Avg)	2-21.5	2-19.5
Fumbles-Lost	0-0	0-0
Penalties-Yards	10-86	5-35
Possession Time	27:42	20:18
Third-Down Conversions	9 of 13	6 of 12
Fourth-Down Conversions	0 of 1	1 of 3
Red-Zone Scores-Chances	4-5	1-1

CPA

Rushing	No.	Gain	Loss	Net	TD	Lg	Avg
Madden, Andrew	20	135	0	135	0	41	6.8
Patterson, Kane	13	110	0	110	2	57	8.5
Reid, Tyler	5	47	0	47	0	22	9.4
Whitely, Andrew	3	43	2	41	1	40	13.7

Passing	C-A-I	Yds	TD	Long	Sack
Eledge, Ryan	10-17-0	152	3	44	0
TEAM	0-1-0	0	0	0	0

Receiving	No.	Yards	TD	Long
McCormick, B.	3	42	2	17
Cooper, Dean	2	31	1	16
Patterson, Kane	2	15	0	11
Henderson, Noah	1	44	0	44

Punting	No.	Yds	Avg	Long	In20	TB
Ellis, Sam	1	20	20.0	20	0	0
Eledge, Ryan	1	23	23.0	23	1	0

Punt Returns	No.	Yards	TD	Long

Kick Returns	No.	Yards	TD	Long
Nabors, Brett	1	13	0	13

Tackles	UA-A	Total	Sacks	TFL
Patterson, Kane	3-4	5.0	0.0	1.0
Stout, McNeill	3-2	4.0	0.0	0.0
West, Sam	3-1	3.5	0.0	0.0
McCormick, B.	1-4	3.0	0.0	1.0

BGA

Rushing	No.	Gain	Loss	Net	TD	Lg	Avg
Bennett, B.	11	67	3	64	0	19	5.8
Seay, Kaleb	6	25	0	25	0	15	4.2
Semptimphelter	5	26	2	24	0	11	4.8
Stevens, Tony	1	5	0	5	0	5	5.0

Passing	C-A-I	Yds	TD	Long	Sack
Semptimphelter	21-34-2	277	3	84	0

Receiving	No.	Yards	TD	Long
Bennett, Chico	6	102	1	58
Reed, Tiy	5	120	1	84
Stevens, Tony	4	26	0	10
Hollis, Garnett	3	25	1	11

Punting	No.	Yds	Avg	Long	In20	TB
Byram, Max	2	39	19.5	29	0	0

Punt Returns	No.	Yards	TD	Long

Kick Returns	No.	Yards	TD	Long
Reed, Tiy	3	40	0	19

Tackles	UA-A	Total	Sacks	TFL
Bennett, B.	10-4	12.0	0.0	0.0
Reed, Tiy	5-1	5.5	0.0	1.0
Bennett, Chico	5-1	5.5	0.0	1.0
Nicoll, Russ	2-6	5.0	0.0	0.0

Qtr	Time	Scoring Play	V-H
1st	04:25	CPA - Patterson, Kane 8 yd run (Stubblefield kick), 12-59 5:22	7 - 0
2nd	08:49	CPA - McCormick, B. 17 yd pass from Eledge, Ryan (Stubblefield kick), 4-52 1:14	14 - 0
	02:18	CPA - McCormick, B. 11 yd pass from Eledge, Ryan (Stubblefield kick), 10-54 3:23	21 - 0
	00:01	CPA - Cooper, Dean 16 yd pass from Eledge, Ryan (Stubblefield kick), 8-68 1:44	28 - 0
3rd	06:32	BGA - Reed, Tiy 84 yd pass from Semptimphelter (Sauder, Jack kick), 2-84 0:19	28 - 7
	03:56	CPA - Patterson, Kane 57 yd run (Stubblefield kick failed), 6-83 2:36	34 - 7
4th	08:48	BGA - Hollis, Garnett 7 yd pass from Semptimphelter (Sauder, Jack kick), 16-79 7:08	34 - 14
	07:55	CPA - Whitely, Andrew 40 yd run (Whatton, Foster kick), 2-46 0:53	41 - 14
	02:06	BGA - Bennett, Chico 58 yd pass from Semptimphelter (Sauder, Jack kick), 3-67 0:49	41 - 21

2017 Division II Class AA State Football Playoffs

November 3 - December 2, 2017

First Round

Game 101 Fri. Nov. 3 7:00 PM
- E #1 Notre Dame (8-1) 34
- M #5 Lipscomb Academy (1-9) 7

Game 102 Fri. Nov. 3 7:00 PM
- M #4 Goodpasture (1-9) 14
- E #3 Knoxville Grace (6-4) 49

Game 103 Fri. Nov. 3 7:00 PM
- M #1 CPA (8-2) 44
- E #5 CAK (2-8) 7

Game 104 Fri. Nov. 3 7:00 PM
- E #2 Knoxville Webb (6-3) 42
- E #4 Chattanooga Christian (5-5) 21

Game 105 Fri. Nov. 3 7:00 PM
- W #1 Lausanne (9-0) 35
- W #6 Northpoint Christian (5-5) 0

Game 106 Fri. Nov. 3 7:00 PM
- M #3 FRA (4-6) 17
- W #3 St. George's (4-6) 6

Game 107 Sat. Nov. 4 1:00 PM
- M #2 BGA (9-1) 54
- W #5 Harding Academy (3-7) 14

Game 108 Fri. Nov. 3 7:00 PM
- W #2 USJ (6-4) 35
- W #4 ECS (4-6) 17

Quarterfinals

Game 201 Fri. Nov. 10 7:00 PM
- Notre Dame 32
- Knoxville Grace 29

Game 202 Fri. Nov. 10 7:00 PM
- CPA 42
- Knoxville Webb 7

Game 203 Fri. Nov. 10 7:00 PM
- Lausanne 35
- FRA 21

Game 204 Fri. Nov. 10 7:00 PM
- BGA 48
- USJ 10

Semifinals

Game 301 Fri. Nov. 17 7:00 PM
- Notre Dame 42
- CPA 20

Game 302 Fri. Nov. 17 7:00 PM
- Lausanne 42
- BGA 21

Championship

Game 401 Sat. Dec. 2 3:00 PM TN Tech Univ.
- Notre Dame 13
- Lausanne 41

Lausanne
STATE CHAMPION

Notes:
All times are local time. The higher seed will host. If #1 East and #1 Middle meet in the semifinals, #1 East will host. If #2 Middle and #2 West meet in the quarterfinals, #2 Middle will Host.

2016 Class 3A State Football Playoffs

November 4 - December 3, 2016

First Round

R1 #1	Elizabethton (9-1)	48
Game 101 Fri. Nov. 4 7 PM		
R2 #4	McMinn Central (4-6)	19
R2 #2	CAK (8-2)	56
Game 102 Fri. Nov. 4 7 PM		
R1 #3	Pigeon Forge (5-5)	34
R2 #3	Scott (7-3)	49
Game 103 Fri. Nov. 4 7 PM		
R1 #2	Northview Academy (6-4)	14
R1 #4	Unicoi Co. (5-5)	13
Game 104 Fri. Nov. 4 7 PM		
R2 #1	Alcoa (9-1)	49
R3 #1	Red Bank (7-3)	54
Game 105 Fri. Nov. 4 7 PM		
R4 #4	Upperman (4-6)	13
R4 #2	DeKalb Co. (7-3)	18
Game 106 Fri. Nov. 4 7 PM		
R3 #3	East Ridge (5-5)	23
R4 #3	Smith Co. (5-5)	15
Game 107 Fri. Nov. 4 7 PM		
R3 #2	Notre Dame (6-4)	49
R3 #4	Howard (3-7)	6
Game 108 Fri. Nov. 4 7 PM		
R4 #1	Sequatchie Co. (10-0)	42
R5 #1	Stratford (10-0)	42
Game 109 Fri. Nov. 4 7 PM		
R6 #4	Cheatham Co. (5-5)	6
R6 #2	Camden (6-3)	30
Game 110 Fri. Nov. 4 7 PM		
R5 #3	CPA (4-6)	51
R6 #3	Harpeth (8-2)	20
Game 111 Fri. Nov. 4 7 PM		
R5 #2	Goodpasture (8-2)	36
R5 #4	East Nashville (4-6)	24
Game 112 Fri. Nov. 4 7 PM		
R6 #1	Fairview (10-0)	48
R7 #1	Liberty Magnet (8-2)	35
Game 113 Fri. Nov. 4 7 PM		
R8 #4	Fayette Ware (8-2)	0
R8 #2	Bolivar Central (8-2)	34
Game 114 Fri. Nov. 4 7 PM		
R7 #3	Milan (8-2)	49
R8 #3	Covington (6-4)	23
Game 115 Fri. Nov. 4 7 PM		
R7 #2	Dyersburg (8-2)	55
R7 #4	South Gibson (7-3)	14
Game 116 Fri. Nov. 4 7 PM		
R8 #1	Raleigh Egypt (9-1)	30

Second Round

Elizabethton	45	**Game 201** Fri. Nov. 11 7 PM
CAK	13	
Scott	28	**Game 202** Fri. Nov. 11 7 PM
Alcoa	55	
Red Bank	28	**Game 203** Fri. Nov. 11 7 PM
East Ridge	35	
Notre Dame	28	**Game 204** Fri. Nov. 11 7 PM
Sequatchie Co.	56	
Stratford	7	**Game 205** Fri. Nov. 11 7 PM
CPA	10	
Goodpasture	28	**Game 206** Fri. Nov. 11 7 PM
Fairview	23	
Liberty Magnet	25	**Game 207** Fri. Nov. 11 7 PM
Milan	9	
Dyersburg	28	**Game 208** Fri. Nov. 11 7 PM
Raleigh Egypt	7	

Quarterfinals

Elizabethton	14	**Game 301** Fri. Nov. 18 7 PM
Alcoa	17	
East Ridge	14	**Game 302** Fri. Nov. 18 7 PM
Sequatchie Co.	21	
CPA	30	**Game 303** Fri. Nov. 18 7 PM
Goodpasture	27	
Liberty Magnet	36	**Game 304** Fri. Nov. 18 7 PM
Dyersburg	35	

Semifinals

Alcoa	24	**Game 401** Fri. Nov. 25 7 PM
Sequatchie Co.	0	
CPA	20	**Game 402** Fri. Nov. 25 7 PM
Liberty Magnet	33	

Championship

Alcoa	45	**Game 501** Fri. Dec. 2 3 PM TN Tech Univ.
Liberty Magnet	12	

Alcoa

STATE CHAMPION

Notes:

All times are local time. In the first and second rounds the higher seeded team shall be the host school. In the third round and semifinals in even-numbered years the bottom team in each bracket shall be the host team. If two teams from the same region meet in the third round, the team seeded higher in the region standings shall host.

2015 Class 3A State Football Playoffs

November 6 - December 5, 2015

Notes:

All times are local time. In the first and second rounds the higher seeded team shall be the host school. In the third round and semifinals in odd-numbered years the top team in each bracket shall be the host team. If two teams from the same region meet in the third round, the team seeded higher in the region standings shall host.

Scoring Summary (Final)
The Automated ScoreBook
CPA vs Alcoa (Dec 04, 2015 at Cookeville, Tenn.)

CPA (13-2) vs. Alcoa (14-1)
Date: Dec 04, 2015 • Site: Cookeville, Tenn. • Stadium: Tucker Stadium
Attendance:

Score by Quarters	1	2	3	4	Total
CPA	0	0	0	0	0
Alcoa	0	3	7	10	20

Qtr	Time	Scoring Play	V-H
2nd	04:51	ALCOA - Ben Smith 28 yd field goal, 15-68 7:04	0 - 3
3rd	07:40	ALCOA - Malik Salter 2 yd run (Ben Smith kick), 11-76 4:20	0 - 10
4th	11:57	ALCOA - Malik Salter 1 yd run (Ben Smith kick), 12-84 5:07	0 - 17
	06:36	ALCOA - Ben Smith 33 yd field goal, 8-40 3:59	0 - 20

Kickoff time: 3 PM • End of Game: 5:18 • Total elapsed time: 2:18
Officials: Referee: Al Pond; Umpire: Al Ray; Linesman: Mark Murphy;
Line judge: Craig Gonsewski; Back judge: Neylan Roberts; Field judge: Wayne Lindsey;
Side judge: Jason Hambrick; Center judge: ECO:Robert Pack;
Temperature: 48 • Wind: E at 5 • Weather: Sunny, nice
Offensive MVP: Jon Decker (Alcoa)
Defensive MVP: Jaylen Myers (Alcoa)

Team Statistics (Final)
The Automated ScoreBook
CPA vs Alcoa (Dec 04, 2015 at Cookeville, Tenn.)

	CPA	ALCOA
FIRST DOWNS	4	19
Rushing	2	11
Passing	2	6
Penalty	0	2
NET YARDS RUSHING	19	215
Rushing Attempts	27	51
Average Per Rush	0.7	4.2
Rushing Touchdowns	0	2
Yards Gained Rushing	56	238
Yards Lost Rushing	37	23
NET YARDS PASSING	74	119
Completions-Attempts-Int	4-4-0	9-16-1
Average Per Attempt	18.5	7.4
Average Per Completion	18.5	13.2
Passing Touchdowns	0	0
TOTAL OFFENSE YARDS	93	334
Total offense plays	31	67
Average Gain Per Play	3.0	5.0
Fumbles: Number-Lost	1-1	2-0
Penalties: Number-Yards	6-43	3-25
PUNTS-YARDS	4-142	2-48
Average Yards Per Punt	35.5	24.0
Net Yards Per Punt	35.5	24.0
Inside 20	1	1
50+ Yards	1	0
Touchbacks	0	0
Fair catch	3	0
KICKOFFS-YARDS	1-58	5-207
Average Yards Per Kickoff	58.0	41.4
Net Yards Per Kickoff	51.0	33.2
Touchbacks	0	1
Punt returns: Number-Yards-TD	1-0-0	0-0-0
Average Per Return	0.0	0.0
Kickoff returns: Number-Yds-TD	4-21-0	1-7-0
Average Per Return	5.2	7.0
Interceptions: Number-Yds-TD	1-27-0	0-0-0
Fumble Returns: Number-Yds-TD	0-0-0	0-0-0
Miscellaneous Yards	0	0
Possession Time	15:25	32:35
1st Quarter	6:53	5:07
2nd Quarter	2:07	9:53
3rd Quarter	2:36	9:24
4th Quarter	3:49	8:11
Third-Down Conversions	1 of 8	5 of 14
Fourth-Down Conversions	0 of 1	2 of 3
Red-Zone Scores-Chances	0-0	4-6
Touchdowns	0-0	2-6
Field goals	0-0	2-6
Sacks By: Number-Yards	0-0	4-29
PAT Kicks	0-0	2-2
Field Goals	0-1	2-2
Points off turnovers	0	0

Individual Statistics (Final)
The Automated ScoreBook
CPA vs Alcoa (Dec 04, 2015 at Cookeville, Tenn.)

CPA

Rushing	No.	Gain	Loss	Net	TD	Lg	Avg
Chip Omer	10	39	2	37	0	12	3.7
Wallace Barrett	3	5	3	2	0	5	0.7
John Orr	1	0	0	0	0	0	0.0
Wright Nabors	2	0	1	-1	0	0	-0.5
TEAM	1	0	2	-2	0	0	-2.0
Zack Weatherly	10	12	29	-17	0	4	-1.7
Totals	27	56	37	19	0	12	0.7

Passing	C-A-I	Yds	TD	Long	Sack
Zack Weatherly	4-4-0	74	0	45	4
Totals	4-4-0	74	0	45	4

Receiving	No.	Yards	TD	Long
Wallace Barrett	2	50	0	45
Price Purdue	1	13	0	13
John Orr	1	11	0	11
Totals	4	74	0	45

Punting	No.	Yds	Avg	Long	In20	TB
Price Purdue	4	142	35.5	50	1	0
Totals	4	142	35.5	50	1	0

	Punt			Kickoff			Intercept		
Returns	No	Yds	Lg	No	Yds	Lg	No	Yds	Lg
Wallace Barrett	1	0	0	1	11	11	0	0	0
Bryce McCormick	0	0	0	1	2	2	0	0	0
Price Purdue	0	0	0	2	8	8	1	27	27
Totals	1	0	0	4	21	11	1	27	27

Field goals	Qtr	Time	Dist	Result
Harrison Myers	2nd	11:55	51 yards	Missed

Kickoffs	No.	Yards	Avg	TB	OB
Harrison Myers	1	58	58.0	0	0

All-purpose	Run	Rcv	KR	PR	IR	Total
Wallace Barrett	2	50	11	0	0	63
Price Purdue	0	13	8	0	27	48
Chip Omer	37	0	0	0	0	37
John Orr	0	11	0	0	0	11

Alcoa

Rushing	No.	Gain	Loss	Net	TD	Lg	Avg
Jaylen Myers	12	115	3	112	0	36	9.3
Karim Shereef	19	63	19	44	0	12	2.3
Malik Salter	10	23	1	22	2	8	2.2
Dustin Clabough	3	11	0	11	0	6	3.7
Cameron Woody	1	11	0	11	0	11	11.0
TayLen McNear	4	11	0	11	0	5	2.8
Mitchell McClurg	1	3	0	3	0	3	3.0
Jack Warwick	1	1	0	1	0	1	1.0
Totals	51	238	23	215	2	36	4.2

Passing	C-A-I	Yds	TD	Long	Sack
Jaylen Myers	9-15-1	119	0	40	0
Dustin Clabough	0-1-0	0	0	0	0
Totals	9-16-1	119	0	40	0

Receiving	No.	Yards	TD	Long
Dustin Clabough	5	39	0	10
Tykee Ogle-Kellogg	2	74	0	40
Larry Hodge	1	5	0	5
Jack Warwick	1	1	0	1
Totals	9	119	0	40

Punting	No.	Yds	Avg	Long	In20	TB
Mitchell McClurg	1	10	10.0	10	0	0
Tykee Ogle-Kellogg	1	38	38.0	38	1	0
Totals	2	48	24.0	38	1	0

	Punt			Kickoff			Intercept		
Returns	No	Yds	Lg	No	Yds	Lg	No	Yds	Lg
Cameron Woody	0	0	0	1	7	7	0	0	0
Totals	0	0	0	1	7	7	0	0	0

Field goals	Qtr	Time	Dist	Result
Ben Smith	2nd	04:51	28 yards	Good
Ben Smith	4th	06:36	33 yards	Good

Kickoffs	No.	Yards	Avg	TB	OB
Ben Smith	5	207	41.4	1	0

All-purpose	Run	Rcv	KR	PR	IR	Total
Jaylen Myers	112	0	0	0	0	112
Tykee Ogle-Kellogg	0	74	0	0	0	74
Dustin Clabough	11	39	0	0	0	50
Karim Shereef	44	0	0	0	0	44

FUMBLES: CPA-Zack Weatherly 1-1. Alcoa-Karim Shereef 1-0; Jaylen Myers 1-0.

Defensive Statistics (Final)
The Automated ScoreBook
CPA vs Alcoa (Dec 04, 2015 at Cookeville, Tenn.)

#	CPA	Solo	Ast	Total	Sacks-Yds	TFL-Yds	FF	FR-Yds	Int-Yds	BrUp	Blks	QBH
45	Chip Omer	9	2	11	-	1.0-3	-	-	-	-	-	-
17	John Orr	9	1	10	-	-	-	-	-	-	-	-
25	Wallace Barrett	7	2	9	-	2.0-8	-	-	-	-	-	-
10	Andrew Howard	6	1	7	-	-	-	-	-	1	-	-
21	Jacob Webster	5	1	6	-	-	1	-	-	-	-	-
55	Cole Smith	3	0	3	-	1.0-2	-	-	-	-	-	1
2	Zack Weatherly	3	0	3	-	-	-	-	-	-	-	-
24	Spencer Hagan	2	1	3	-	-	-	-	-	-	-	-
72	Rooke Young	2	1	3	-	2.0-2	-	-	-	-	-	1
9	Price Purdue	2	0	2	-	-	-	-	1-27	-	-	-
34	James Deaton	1	1	2	-	-	-	-	-	-	-	-
27	Alston Gage	1	1	2	-	-	-	-	-	-	-	-
51	Brad Smith	1	1	2	-	-	-	-	-	-	-	-
63	Sam McDougal	1	0	1	-	-	-	-	-	-	-	-
	Totals	52	12	64	0.0-0	6.0-15	1	0-0	1-27	1	0	2

#	Alcoa	Solo	Ast	Total	Sacks-Yds	TFL-Yds	FF	FR-Yds	Int-Yds	BrUp	Blks	QBH
18	Mitchell McClurg	3	4	7	-	1.0-3	-	1-0	-	-	-	-
56	Jon Decker	3	3	6	1.0-4	1.0-4	1	-	-	-	-	-
14	Terran Cox	4	0	4	-	-	-	-	-	-	-	-
21	Tristan Woody	3	1	4	-	-	-	-	-	-	-	-
46	Garrett Livesay	3	1	4	1.0-3	1.0-3	-	-	-	-	-	-
23	Jack Warwick	2	1	3	-	-	-	-	-	-	-	-
6	Ryan Clark	2	0	2	1.0-8	1.0-8	-	-	-	-	-	-
10	Cameron Woody	2	0	2	-	1.0-2	-	-	-	-	-	-
7	Matthew McClurg	2	0	2	1.0-14	1.0-14	-	-	-	-	-	-
13	Jaylen Myers	1	0	1	-	-	-	-	-	-	-	-
1	Dustin Clabough	1	0	1	-	-	-	-	-	-	-	-
84	Bryson Motley	1	0	1	-	1.0-1	-	-	-	-	-	-
12	Larry Hodge	1	0	1	-	-	-	-	-	-	-	-
40	Davis Maples	1	0	1	-	-	-	-	-	-	-	-
34	TayLen McNear	1	0	1	-	-	-	-	-	-	-	-
	Totals	30	10	40	4.0-29	7.0-35	1	1-0	0-0	0	0	0

Drive Chart (By Team) (Final)
The Automated ScoreBook
CPA vs Alcoa (Dec 04, 2015 at Cookeville, Tenn.)

		Drive Started			Drive Ended			Consumed	
Team	Qtr	Spot	Time	Obtained	Spot	Time	How lost	Pl - Yds	TOP
CPA	1st	C20	12:00	Kickoff	C26	10:08	Punt	3 - 6	1:52
CPA		C25	07:08	Punt	C29	05:10	Punt	3 - 4	1:58
CPA		C13	03:03	Punt	A34	11:55	Missed FG	8 - 53	3:08
CPA	2nd	C31	04:51	Kickoff	C30	03:06	Fumble	3 - (1)	1:45
CPA		C27	00:17	Interception	C25	00:00	End of half	1 - (2)	0:17
CPA	3rd	C17	07:40	Kickoff	C34	05:04	Punt	4 - 17	2:36
CPA	4th	C30	11:57	Kickoff	C21	10:35	Punt	3 - (9)	1:22
CPA		C36	06:36	Kickoff	C32	04:37	Downs	5 - (4)	1:59
CPA		C10	00:28	Downs	C09	00:00	End of half	2 - (1)	0:28

CPA	1st Qtr	2nd Qtr	3rd Qtr	4th Qtr	1st Half	2nd Half	Total
Time of possession	06:53	02:07	02:36	03:49	09:00	06:25	15:25
3rd down conversions	1-4	0-1	0-1	0-2	1-5	0-3	1-8
Average field position	C19	C29	C17	C25	C23	C23	C23
4th down conversions	0-0	0-0	0-0	0-1	0-0	0-1	0-1

		Drive Started			Drive Ended			Consumed	
Team	Qtr	Spot	Time	Obtained	Spot	Time	How lost	Pl - Yds	TOP
ALCOA	1st	A40	12:00	Possession	A40	12:00	Kickoff	0 - 0	0:00
ALCOA		A45	10:08	Punt	C35	07:08	Punt	7 - 20	3:00
ALCOA		A43	05:10	Punt	A49	03:03	Punt	3 - 6	2:07
ALCOA	2nd	A20	11:55	Missed FG	C12	04:51	*FIELD GOAL	15 - 68	7:04 .
ALCOA		C30	03:06	Fumble	C24	00:17	Interception	6 - 6	2:49 .
ALCOA	3rd	A24	12:00	Kickoff	C00	07:40	*TOUCHDOWN	11 - 76	4:20 .
ALCOA		A16	05:04	Punt	C00	11:57	*TOUCHDOWN	12 - 84	5:07 .
ALCOA	4th	A44	10:35	Punt	C16	06:36	*FIELD GOAL	8 - 40	3:59 .
ALCOA		C32	04:37	Downs	C10	00:28	Downs	7 - 22	4:09 .

Alcoa	1st Qtr	2nd Qtr	3rd Qtr	4th Qtr	1st Half	2nd Half	Total
Time of possession	05:07	09:53	09:24	08:11	15:00	17:35	32:35
3rd down conversions	0-2	2-6	2-3	1-3	2-8	3-6	5-14
Average field position	A44	A45	A20	C44	A44	A38	A41
4th down conversions	0-0	1-1	1-1	0-1	1-1	1-2	2-3

Drive Chart (By Quarter) (Final)
The Automated ScoreBook
CPA vs Alcoa (Dec 04, 2015 at Cookeville, Tenn.)

		Drive Started			Drive Ended			Consumed	
Team	Qtr	Spot	Time	Obtained	Spot	Time	How lost	Pl - Yds	TOP
ALCOA	1st	A40	12:00	Possession	A40	12:00	Kickoff	0 - 0	0:00
CPA		C20	12:00	Kickoff	C26	10:08	Punt	3 - 6	1:52
ALCOA		A45	10:08	Punt	C35	07:08	Punt	7 - 20	3:00
CPA		C25	07:08	Punt	C29	05:10	Punt	3 - 4	1:58
ALCOA		A43	05:10	Punt	A49	03:03	Punt	3 - 6	2:07
CPA		C13	03:03	Punt	A34	11:55	Missed FG	8 - 53	3:08
ALCOA	2nd	A20	11:55	Missed FG	C12	04:51	*FIELD GOAL	15 - 68	7:04 .
CPA		C31	04:51	Kickoff	C30	03:06	Fumble	3 - (1)	1:45
ALCOA		C30	03:06	Fumble	C24	00:17	Interception	6 - 6	2:49 .
CPA		C27	00:17	Interception	C25	00:00	End of half	1 - (2)	0:17
ALCOA	3rd	A24	12:00	Kickoff	C00	07:40	*TOUCHDOWN	11 - 76	4:20 .
CPA		C17	07:40	Kickoff	C34	05:04	Punt	4 - 17	2:36
ALCOA		A16	05:04	Punt	C00	11:57	*TOUCHDOWN	12 - 84	5:07 .
CPA	4th	C30	11:57	Kickoff	C21	10:35	Punt	3 - (9)	1:22
ALCOA		A44	10:35	Punt	C16	06:36	*FIELD GOAL	8 - 40	3:59 .
CPA		C36	06:36	Kickoff	C32	04:37	Downs	5 - (4)	1:59
ALCOA		C32	04:37	Downs	C10	00:28	Downs	7 - 22	4:09 .
CPA		C10	00:28	Downs	C09	00:00	End of half	2 - (1)	0:28

Play-by-Play Summary (1st quarter)
CPA vs Alcoa (Dec 04, 2015 at Cookeville, Tenn.)

Captains for CPA: 66, 3, 45, 17
Captains for Alcoa:6, 7, 18, 56
CPA has won the toss and will receive the football.

1-10	CPA 40	Change of possession, ALCOA ball on ALCOA40, 1st and 10.	
		Smith kickoff 60 yards to the CPA0, touchback.	

CPA drive start at 12:00.

1-10	CPA 20	Omer rush for 1 yard to the CPA21 (Mi. McClurg;Decker).	
2-9	CPA 21	Barrett rush for 5 yards to the CPA26 (Warwick).	
3-4	CPA 26	Barrett rush for no gain to the CPA26 (T. Woody).	
4-4	CPA 26	Purdue punt 29 yards to the ALCOA45, fair catch by Clabough.	

3 plays, 6 yards, 1:52

ALCOA drive start at 10:08.

1-10	Alcoa 45	Myers pass complete to Clabough for 7 yards to the CPA48, out-of-bounds (Webster).	
2-3	CPA 48	Myers pass complete to Hodge for 5 yards to the CPA43, 1ST DOWN ALCOA, out-of-bounds (C. Smith).	P1
1-10	CPA 43	Clabough rush for 6 yards to the CPA37 (Orr;Barrett).	
2-4	CPA 37	Myers rush for 5 yards to the CPA32, 1ST DOWN ALCOA (Orr).	R2
1-10	CPA 32	Shereef rush for no gain to the CPA32 (Barrett).	
2-10	CPA 32	Myers pass incomplete to Ogle-Kellogg.	
3-10	CPA 32	Myers rush for loss of 3 yards to the CPA35 (Omer).	
4-13	CPA 35	Mi. McClurg punt 10 yards to the CPA25, downed.	

7 plays, 20 yards, 3:00

CPA drive start at 07:08.

1-10	CPA 25	Weatherly rush for 4 yards to the CPA29 (Clabough), PENALTY CPA holding (65) 12 yards to the CPA13, NO PLAY.	
1-22	CPA 13	Omer rush for no gain to the CPA13 (Clark).	
2-22	CPA 13	Weatherly pass complete to Orr for 11 yards to the CPA24 (Clabough).	
3-11	CPA 24	Weatherly pass complete to Barrett for 5 yards to the CPA29 (T. Woody).	
4-6	CPA 29	Purdue punt 28 yards to the ALCOA43, fair catch by Clabough.	

3 plays, 4 yards, 1:58

ALCOA drive start at 05:10.

1-10	Alcoa 43	Myers pass complete to Clabough for 8 yards to the CPA49 (Howard;Gage).	
2-2	CPA 49	Shereef rush for loss of 2 yards to the ALCOA49 (C. Smith).	
3-4	Alcoa 49	Myers rush for no gain to the ALCOA49 (Purdue).	
4-4	Alcoa 49	Ogle-Kellogg punt 38 yards to the CPA13, Barrett return 0 yards to the CPA13 (C. Woody).	

3 plays, 6 yards, 2:07

CPA drive start at 03:03.

1-10	CPA 13	Omer rush for 12 yards to the CPA25, 1ST DOWN CPA, out-of-bounds (Cox).	R1
1-10	CPA 25	Weatherly rush for 1 yard to the CPA26 (Mi. McClurg;Livesay).	
2-9	CPA 26	Omer rush for no gain to the CPA26 (Ma. McClurg).	
3-9	CPA 26	Weatherly pass complete to Barrett for 45 yards to the ALCOA29, 1ST DOWN CPA, out-of-bounds (Cox).	P2
1-10	Alcoa 29	Omer rush for 4 yards to the ALCOA25 (Mi. McClurg).	
2-6	Alcoa 25	Orr rush for no gain to the ALCOA25 (Mi. McClurg).	
3-6	Alcoa 25	Weatherly sacked for loss of 4 yards to the ALCOA29 (Decker).	

END OF 1st QUARTER: Alcoa 0, CPA 0

		Time	1st Downs				Conversions				
Quarter Summary	Score	Poss	R	P	X	T	3rd	4th	Rushing	Passing	Penalties
CPA	0	06:53	1	1	0	2	0-2	0-0	10-19	3-3-0-61	1-12
Alcoa	0	05:07	1	1	0	2	0-2	0-0	6-6	3-4-0-20	0-0

Quickie Statistics (1st quarter)
CPA vs Alcoa (Dec 04, 2015 at Cookeville, Tenn.)

	CPA	ALCOA
Score	0	0
FIRST DOWNS	2	2
RUSHES-YARDS (NET)	10-19	6-6
PASSING YDS (NET)	61	20
Passes Att-Comp-Int	3-3-0	4-3-0
TOTAL OFFENSE PLAYS-YARDS	13-80	10-26
Fumble Returns-Yards	0-0	0-0
Punt Returns-Yards	1-0	0-0
Kickoff Returns-Yards	0-0	0-0
Interception Returns-Yards	0-0	0-0
Punts (Number-Avg)	2-28.5	2-24.0
Fumbles-Lost	0-0	0-0
Penalties-Yards	1-12	0-0
Possession Time	06:53	05:07
Third-Down Conversions	1 of 4	0 of 2
Fourth-Down Conversions	0 of 0	0 of 0

CPA

Rushing	No.	Gain	Loss	Net	TD	Lg	Avg
Chip Omer	5	17	0	17	0	12	3.4
Wallace Barrett	2	5	0	5	0	5	2.5
John Orr	1	0	0	0	0	0	0.0
Zack Weatherly	2	1	4	-3	0	1	-1.5

Passing	C-A-I	Yds	TD	Long	Sack
Zack Weatherly	3-3-0	61	0	45	1

Receiving	No.	Yards	TD	Long
Wallace Barrett	2	50	0	45
John Orr	1	11	0	11

Punting	No.	Yds	Avg	Long	In20	TB
Price Purdue	2	57	28.5	29	0	0

Punt Returns	No.	Yards	TD	Long
Wallace Barrett	1	0	0	0

Kick Returns	No.	Yards	TD	Long

Tackles	UA-A	Total	Sacks	TFL
Cole Smith	2-0	2	0.0	1.0
John Orr	1-1	2	0.0	0.0
Wallace Barrett	1-1	2	0.0	0.0
Jacob Webster	1-0	1	0.0	0.0

Alcoa

Rushing	No.	Gain	Loss	Net	TD	Lg	Avg
Dustin Clabough	1	6	0	6	0	6	6.0
Jaylen Myers	3	5	3	2	0	5	0.7
Karim Shereef	2	0	2	-2	0	0	-1.0

Passing	C-A-I	Yds	TD	Long	Sack
Jaylen Myers	3-4-0	20	0	8	0

Receiving	No.	Yards	TD	Long
Dustin Clabough	2	15	0	8
Larry Hodge	1	5	0	5

Punting	No.	Yds	Avg	Long	In20	TB
Tykee Ogle-Kellogg	1	38	38.0	38	1	0
Mitchell McClurg	1	10	10.0	10	0	0

Punt Returns	No.	Yards	TD	Long

Kick Returns	No.	Yards	TD	Long

Tackles	UA-A	Total	Sacks	TFL
Mitchell McClurg	2-2	4	0.0	0.0
Tristan Woody	2-0	2	0.0	0.0
Terran Cox	2-0	2	0.0	0.0
Jon Decker	1-1	2	1.0	1.0

Play-by-Play Summary (2nd quarter)
CPA vs Alcoa (Dec 04, 2015 at Cookeville, Tenn.)

4-10	Alcoa 29	Start of 2nd quarter, clock 12:00.	
4-10	Alcoa 29	PENALTY CPA delay of game 5 yards to the ALCOA34.	
4-15	Alcoa 34	Myers field goal attempt from 51 MISSED - wide left, spot at ALCOA20, clock 11:55.	

8 plays, 53 yards, 3:08

ALCOA drive start at 11:55.

1-10	Alcoa 20	Myers pass incomplete to Clabough.	
2-10	Alcoa 20	Clabough rush for 4 yards to the ALCOA24 (Omer).	
3-6	Alcoa 24	Myers rush for 5 yards to the ALCOA29 (C. Smith).	
4-1	Alcoa 29	PENALTY CPA encroachment 6 yards to the ALCOA35, 1ST DOWN ALCOA.	X3
1-10	Alcoa 35	Myers rush for 31 yards to the CPA34, 1ST DOWN ALCOA (Weatherly).	R4
1-10	CPA 34	Shereef rush for 7 yards to the CPA27 (Webster).	
2-3	CPA 27	Myers pass incomplete to Ray (Howard).	
3-3	CPA 27	Shereef rush for 4 yards to the CPA23, 1ST DOWN ALCOA (Purdue).	R5
1-10	CPA 23	M. Salter rush for 6 yards to the CPA17 (Howard).	
2-4	CPA 17	Warwick rush for 1 yard to the CPA16 (Barrett;Omer).	
3-3	CPA 16	Shereef rush for 2 yards to the CPA14 (Omer).	
4-1	CPA 14	M. Salter rush for 2 yards to the CPA12, 1ST DOWN ALCOA (Webster;Young).	R6
1-10	CPA 12	Clabough rush for 1 yard to the CPA11 (Orr).	
2-9	CPA 11	M. Salter rush for loss of 1 yard to the CPA12 (Young).	
3-10	CPA 12	Myers pass incomplete to C. Woody, QB hurry by C. Smith.	
4-10	CPA 12	Smith field goal attempt from 28 GOOD, clock 04:51.	

Alcoa 3, CPA 0

15 plays, 68 yards, 7:04

Smith kickoff 31 yards to the CPA29, McCormick return 2 yards to the CPA31 (McNear).

CPA drive start at 04:51.

1-10	CPA 31	Omer rush for 3 yards to the CPA34 (Decker).	
2-7	CPA 34	Omer rush for loss of 2 yards to the CPA32 (C. Woody), PENALTY CPA holding (Young) 13 yards to the CPA21, NO PLAY.	
2-20	CPA 21	Weatherly rush for 4 yards to the CPA25 (Warwick).	
3-16	CPA 25	Weatherly rush for 1 yard to the CPA26, fumble forced by Decker, fumble by Weatherly recovered by ALCOA Mi. McClurg at CPA30.	

3 plays, minus 1 yard, 1:45

ALCOA drive start at 03:06.

1-10	CPA 30	Shereef rush for 1 yard to the CPA29 (Orr).	
2-9	CPA 29	Shereef rush for 2 yards to the CPA27 (Omer).	
3-7	CPA 27	Myers pass complete to Clabough for 7 yards to the CPA20, 1ST DOWN ALCOA, out-of-bounds (Weatherly).	P7
1-10	CPA 20	Shereef rush for loss of 5 yards to the CPA25 (Barrett).	
2-15	CPA 25	Myers pass complete to Warwick for 1 yard to the CPA24 (Webster), QB hurry by Young.	
3-14	CPA 24	Timeout Alcoa, clock 00:30.	
3-14	CPA 24	Myers pass intercepted by Purdue at the CPA0, Purdue return 27 yards to the CPA27, out-of-bounds (Myers).	

6 plays, 6 yards, 2:49

CPA drive start at 00:17.

1-10	CPA 27	TEAM rush for loss of 2 yards to the CPA25.
		End of half, clock 00:00.

1 play, minus 2 yards, 0:17

END OF 2nd QUARTER: Alcoa 3, CPA 0

Quarter Summary	Score	Time Poss	1st Downs R	P	X	T	Conversions 3rd	4th	Rushing	Passing	Penalties
CPA	0	02:07	0	0	0	0	0-1	0-0	4-10	0-0-0-0	3-24
Alcoa	3	09:53	3	1	1	5	2-6	1-1	14-60	2-6-1-8	0-0

Quickie Statistics (Halftime)
CPA vs Alcoa (Dec 04, 2015 at Cookeville, Tenn.)

	CPA	ALCOA
Score	0	3
FIRST DOWNS	2	7
RUSHES-YARDS (NET)	14-29	20-66
PASSING YDS (NET)	61	28
Passes Att-Comp-Int	3-3-0	10-5-1
TOTAL OFFENSE PLAYS-YARDS	17-90	30-94
Fumble Returns-Yards	0-0	0-0
Punt Returns-Yards	1-0	0-0
Kickoff Returns-Yards	1-2	0-0
Interception Returns-Yards	1-27	0-0
Punts (Number-Avg)	2-28.5	2-24.0
Fumbles-Lost	1-1	0-0
Penalties-Yards	4-36	0-0
Possession Time	09:00	15:00
Third-Down Conversions	1 of 5	2 of 8
Fourth-Down Conversions	0 of 0	1 of 1

CPA

Rushing	No.	Gain	Loss	Net	TD	Lg	Avg
Chip Omer	6	20	0	20	0	12	3.3
Zack Weatherly	4	10	4	6	0	4	1.5
Wallace Barrett	2	5	0	5	0	5	2.5
John Orr	1	0	0	0	0	0	0.0

Passing	C-A-I	Yds	TD	Long	Sack
Zack Weatherly	3-3-0	61	0	45	1

Receiving	No.	Yards	TD	Long
Wallace Barrett	2	50	0	45
John Orr	1	11	0	11

Punting	No.	Yds	Avg	Long	In20	TB
Price Purdue	2	57	28.5	29	0	0

Punt Returns	No.	Yards	TD	Long
Wallace Barrett	1	0	0	0

Kick Returns	No.	Yards	TD	Long
Bryce McCormick	1	2	0	2

Tackles	UA-A	Total	Sacks	TFL
Chip Omer	4-1	5	0.0	1.0
Jacob Webster	3-1	4	0.0	0.0
John Orr	3-1	4	0.0	0.0
Wallace Barrett	2-2	4	0.0	1.0

Alcoa

Rushing	No.	Gain	Loss	Net	TD	Lg	Avg
Jaylen Myers	5	41	3	38	0	31	7.6
Dustin Clabough	3	11	0	11	0	6	3.7
Karim Shereef	8	16	7	9	0	7	1.1
Malik Salter	3	8	1	7	0	6	2.3

Passing	C-A-I	Yds	TD	Long	Sack
Jaylen Myers	5-10-1	28	0	8	0

Receiving	No.	Yards	TD	Long
Dustin Clabough	3	22	0	8
Larry Hodge	1	5	0	5
Jack Warwick	1	1	0	1

Punting	No.	Yds	Avg	Long	In20	TB
Mitchell McClurg	1	10	10.0	10	0	0
Tykee Ogle-Kellogg	1	38	38.0	38	1	0

Punt Returns	No.	Yards	TD	Long

Kick Returns	No.	Yards	TD	Long

Tackles	UA-A	Total	Sacks	TFL
Jon Decker	3-1	4	1.0	1.0
Mitchell McClurg	2-2	4	0.0	0.0
Jack Warwick	2-0	2	0.0	0.0
Terran Cox	2-0	2	0.0	0.0

Qtr	Time	Scoring Play	V-H
2nd	04:51	ALCOA - Ben Smith 28 yd field goal, 15-68 7:04	0 - 3

Play-by-Play Summary (3rd quarter)
CPA vs Alcoa (Dec 04, 2015 at Cookeville, Tenn.)

Start of 3rd quarter, clock 12:00.
Myers kickoff 58 yards to the ALCOA17, C. Woody return 7 yards to the ALCOA24 (Deaton).

ALCOA drive start at 12:00.

1-10	Alcoa 24	Myers pass complete to Clabough for 10 yards to the ALCOA34, 1ST DOWN ALCOA (Barrett).	P8
1-10	Alcoa 34	Myers rush for 6 yards to the ALCOA40 (Orr).	
2-4	Alcoa 40	Shereef rush for 11 yards to the CPA49, 1ST DOWN ALCOA (Webster).	R9
1-10	CPA 49	Myers rush for 8 yards to the CPA41 (B. Smith).	
2-2	CPA 41	Shereef rush for 1 yard to the CPA40 (Orr).	
3-1	CPA 40	M. Salter rush for 3 yards to the CPA37, 1ST DOWN ALCOA (Howard).	R10
1-10	CPA 37	Shereef rush for 12 yards to the CPA25, 1ST DOWN ALCOA (Hagan).	R11
1-10	CPA 25	Myers rush for 3 yards to the CPA22 (Hagan;B. Smith).	
2-7	CPA 22	Myers pass complete to Clabough for 7 yards to the CPA15, 1ST DOWN ALCOA (Hagan).	P12
1-10	CPA 15	Shereef rush for 11 yards to the CPA4, 1ST DOWN ALCOA, out-of-bounds (Howard), PENALTY CPA illegal block 2 yards to the CPA2.	R13
1-G	CPA 02	1st and 2.	
1-G	CPA 02	M. Salter rush for 2 yards to the CPA0, TOUCHDOWN, clock 07:40.	
1-G	CPA 03	Smith kick attempt good.	

Alcoa 10, CPA 0

11 plays, 76 yards, 4:20

Smith kickoff 43 yards to the CPA17, Purdue return 0 yards to the CPA17, out-of-bounds.

CPA drive start at 07:40.

1-10	CPA 17	Omer rush for 11 yards to the CPA28, 1ST DOWN CPA (Cox).	R3
1-10	CPA 28	Omer rush for loss of 2 yards to the CPA26 (C. Woody).	
2-12	CPA 26	Omer rush for 6 yards to the CPA32 (T. Woody).	
3-6	CPA 32	Weatherly rush for 2 yards to the CPA34 (Livesay).	
4-4	CPA 34	Purdue punt 50 yards to the ALCOA16, downed.	

4 plays, 17 yards, 2:36

ALCOA drive start at 05:04.

1-10	Alcoa 16	Myers rush for 11 yards to the ALCOA27, 1ST DOWN ALCOA (Orr).	R14
1-10	Alcoa 27	Shereef rush for 5 yards to the ALCOA32 (Orr).	
2-5	Alcoa 32	Shereef rush for loss of 1 yard to the ALCOA31 (Young).	
3-6	Alcoa 31	Myers rush for 36 yards to the CPA33, 1ST DOWN ALCOA, out-of-bounds (Barrett).	R15
1-10	CPA 33	Myers rush for 6 yards to the CPA27 (Omer).	
2-4	CPA 27	Myers pass incomplete to Hodge.	
3-4	CPA 27	M. Salter rush for 1 yard to the CPA26 (Gage).	
4-3	CPA 26	Timeout Alcoa, clock 01:41.	
4-3	CPA 26	Myers rush for 5 yards to the CPA21, fumble forced by Webster, fumble by Myers recovered by ALCOA McKeehan at CPA22, 1ST DOWN ALCOA.	R16
1-10	CPA 22	Shereef rush for loss of 3 yards to the CPA25 (Barrett), PENALTY ALCOA holding 10 yards to the CPA35.	
1-23	CPA 35	1st and 23.	
1-23	CPA 35	Myers pass complete to Ogle-Kellogg for 34 yards to the CPA1, 1ST DOWN ALCOA (Barrett).	P17
1-G	CPA 01	M. Salter rush for no gain to the CPA1 (Omer;Deaton).	

END OF 3rd QUARTER: Alcoa 10, CPA 0

		Time	1st Downs				Conversions				
Quarter Summary	Score	Poss	R	P	X	T	3rd	4th	Rushing	Passing	Penalties
CPA	0	02:36	1	0	0	1	0-1	0-0	4-17	0-0-0-0	1-2
Alcoa	7	09:24	7	3	0	10	1-1	0-0	18-116	3-4-0-51	1-10

Quickie Statistics (3rd quarter)
CPA vs Alcoa (Dec 04, 2015 at Cookeville, Tenn.)

	CPA	ALCOA
Score	0	10
FIRST DOWNS	3	17
RUSHES-YARDS (NET)	18-46	38-182
PASSING YDS (NET)	61	79
Passes Att-Comp-Int	3-3-0	14-8-1
TOTAL OFFENSE PLAYS-YARDS	21-107	52-261
Fumble Returns-Yards	0-0	0-0
Punt Returns-Yards	1-0	0-0
Kickoff Returns-Yards	2-2	1-7
Interception Returns-Yards	1-27	0-0
Punts (Number-Avg)	3-35.7	2-24.0
Fumbles-Lost	1-1	1-0
Penalties-Yards	5-38	1-10
Possession Time	11:36	24:24
Third-Down Conversions	1 of 6	4 of 11
Fourth-Down Conversions	0 of 0	2 of 2

CPA

Rushing	No.	Gain	Loss	Net	TD	Lg	Avg
Chip Omer	9	37	2	35	0	12	3.9
Zack Weatherly	5	12	4	8	0	4	1.6
Wallace Barrett	2	5	0	5	0	5	2.5
John Orr	1	0	0	0	0	0	0.0

Passing	C-A-I	Yds	TD	Long	Sack
Zack Weatherly	3-3-0	61	0	45	1

Receiving	No.	Yards	TD	Long
Wallace Barrett	2	50	0	45
John Orr	1	11	0	11

Punting	No.	Yds	Avg	Long	In20	TB
Price Purdue	3	107	35.7	50	1	0

Punt Returns	No.	Yards	TD	Long
Wallace Barrett	1	0	0	0

Kick Returns	No.	Yards	TD	Long
Bryce McCormick	1	2	0	2
Price Purdue	1	0	0	0

Tackles	UA-A	Total	Sacks	TFL
John Orr	7-1	8	0.0	0.0
Wallace Barrett	6-2	8	0.0	2.0
Chip Omer	5-2	7	0.0	1.0
Jacob Webster	5-1	6	0.0	0.0

Alcoa

Rushing	No.	Gain	Loss	Net	TD	Lg	Avg
Jaylen Myers	12	115	3	112	0	36	9.3
Karim Shereef	15	56	11	45	0	12	3.0
Malik Salter	7	14	1	13	1	6	1.9
Dustin Clabough	3	11	0	11	0	6	3.7

Passing	C-A-I	Yds	TD	Long	Sack
Jaylen Myers	8-14-1	79	0	34	0

Receiving	No.	Yards	TD	Long
Dustin Clabough	5	39	0	10
Tykee Ogle-Kellogg	1	34	0	34
Larry Hodge	1	5	0	5
Jack Warwick	1	1	0	1

Punting	No.	Yds	Avg	Long	In20	TB
Tykee Ogle-Kellogg	1	38	38.0	38	1	0
Mitchell McClurg	1	10	10.0	10	0	0

Punt Returns	No.	Yards	TD	Long

Kick Returns	No.	Yards	TD	Long
Cameron Woody	1	7	0	7

Tackles	UA-A	Total	Sacks	TFL
Jon Decker	3-1	4	1.0	1.0
Mitchell McClurg	2-2	4	0.0	0.0
Tristan Woody	3-0	3	0.0	0.0
Terran Cox	3-0	3	0.0	0.0

Qtr	Time	Scoring Play	V-H
2nd	04:51	ALCOA - Ben Smith 28 yd field goal, 15-68 7:04	0 - 3
3rd	07:40	ALCOA - Malik Salter 2 yd run (Ben Smith kick), 11-76 4:20	0 - 10

Play-by-Play Summary (4th quarter)
CPA vs Alcoa (Dec 04, 2015 at Cookeville, Tenn.)

2-G	CPA 01	Start of 4th quarter, clock 12:00.	
2-G	CPA 01	M. Salter rush for 1 yard to the CPA0, TOUCHDOWN, clock 11:57.	
1-G	CPA 03	Smith kick attempt good.	

Alcoa 17, CPA 0

12 plays, 84 yards, 5:07

Smith kickoff 38 yards to the CPA22, Purdue return 8 yards to the CPA30 (Livesay).

CPA drive start at 11:57.

1-10	CPA 30	Omer rush for 2 yards to the CPA32 (Mi. McClurg;Decker).	
2-8	CPA 32	Barrett rush for loss of 3 yards to the CPA29, out-of-bounds (Mi. McClurg).	
3-11	CPA 29	PENALTY CPA IM declined.	
3-11	CPA 29	Weatherly sacked for loss of 8 yards to the CPA21 (Clark).	
4-19	CPA 21	Purdue punt 35 yards to the ALCOA44, fair catch by Clabough.	

3 plays, minus 9 yards, 1:22

ALCOA drive start at 10:35.

1-10	Alcoa 44	McNear rush for 2 yards to the ALCOA46 (Orr).	
2-8	Alcoa 46	McNear rush for 3 yards to the ALCOA49 (Omer).	
3-5	Alcoa 49	PENALTY ALCOA false start 5 yards to the ALCOA44.	
3-10	Alcoa 44	Myers pass complete to Ogle-Kellogg for 40 yards to the CPA16, 1ST DOWN ALCOA (Howard).	P18
1-10	CPA 16	M. Salter rush for 8 yards to the CPA8 (Barrett).	
2-2	CPA 08	M. Salter rush for no gain to the CPA8 (Omer).	
3-2	CPA 08	Shereef rush for 2 yards to the CPA6 (Omer), PENALTY ALCOA holding 10 yards to the CPA16.	
3-10	CPA 16	3rd and 10.	
3-10	CPA 16	Clabough pass incomplete to Clark.	
4-10	CPA 16	Smith field goal attempt from 33 GOOD, clock 06:36.	

Alcoa 20, CPA 0

8 plays, 40 yards, 3:59

Smith kickoff 35 yards to the CPA25, Barrett return 11 yards to the CPA36 (Mi. McClurg;Warwick).

CPA drive start at 06:36.

1-10	CPA 36	Weatherly pass complete to Purdue for 13 yards to the CPA49, 1ST DOWN CPA, out-of-bounds (Cox).	P4
1-10	CPA 49	Weatherly rush for no gain to the CPA49 (T. Woody;Decker).	
2-10	CPA 49	Weatherly sacked for loss of 3 yards to the CPA46 (Livesay).	
3-13	CPA 46	Weatherly rush for no gain to the CPA46, out-of-bounds (Hodge).	
4-13	CPA 46	Weatherly sacked for loss of 14 yards to the CPA32 (Ma. McClurg).	

5 plays, minus 4 yards, 1:59

ALCOA drive start at 04:37.

1-10	CPA 32	McNear rush for 5 yards to the CPA27 (Howard).	
2-5	CPA 27	McNear rush for 1 yard to the CPA26 (Omer).	
3-4	CPA 26	Shereef rush for 2 yards to the CPA24 (Weatherly), PENALTY CPA face mask 5 yards to the CPA19, 1ST DOWN ALCOA.	X19
1-10	CPA 19	Mi. McClurg rush for 3 yards to the CPA16 (Orr).	
2-7	CPA 16	2nd and 7.	
2-7	CPA 16	Shereef rush for loss of 4 yards to the CPA20, fumble by Shereef recovered by ALCOA Mi. McClurg at CPA24.	
3-15	CPA 24	C. Woody rush for 11 yards to the CPA13 (Howard).	
4-4	CPA 13	Timeout Alcoa, clock 00:36.	
4-4	CPA 13	Timeout CPA, clock 00:36.	
4-4	CPA 13	Shereef rush for 3 yards to the CPA10 (McDougal).	

7 plays, 22 yards, 4:09

CPA drive start at 00:28.

1-10	CPA 10	Timeout CPA, clock 00:28.
1-10	CPA 10	Nabors rush for loss of 1 yard to the CPA9 (Motley).
2-11	CPA 09	Nabors rush for no gain to the CPA9 (Maples).
		End of game, clock 00:00.

2 plays, minus 1 yard, 0:28

FINAL SCORE: Alcoa 20, CPA 0

Quarter Summary	Score	Time Poss	1st Downs R	P	X	T	Conversions 3rd	4th	Rushing	Passing	Penalties
CPA	0	03:49	0	1	0	1	0-2	0-1	9-(-27)	1-1-0-13	1-5
Alcoa	10	08:11	0	1	1	2	1-3	0-1	13-33	1-2-0-40	2-15

Quickie Statistics (4th quarter)
CPA vs Alcoa (Dec 04, 2015 at Cookeville, Tenn.)

	CPA	ALCOA
Score	0	20
FIRST DOWNS	4	19
RUSHES-YARDS (NET)	27-19	51-215
PASSING YDS (NET)	74	119
Passes Att-Comp-Int	4-4-0	16-9-1
TOTAL OFFENSE PLAYS-YARDS	31-93	67-334
Fumble Returns-Yards	0-0	0-0
Punt Returns-Yards	1-0	0-0
Kickoff Returns-Yards	4-21	1-7
Interception Returns-Yards	1-27	0-0
Punts (Number-Avg)	4-35.5	2-24.0
Fumbles-Lost	1-1	2-0
Penalties-Yards	6-43	3-25
Possession Time	15:25	32:35
Third-Down Conversions	1 of 8	5 of 14
Fourth-Down Conversions	0 of 1	2 of 3

CPA

Rushing	No.	Gain	Loss	Net	TD	Lg	Avg
Chip Omer	10	39	2	37	0	12	3.7
Wallace Barrett	3	5	3	2	0	5	0.7
John Orr	1	0	0	0	0	0	0.0
Wright Nabors	2	0	1	-1	0	0	-0.5

Passing	C-A-I	Yds	TD	Long	Sack
Zack Weatherly	4-4-0	74	0	45	4

Receiving	No.	Yards	TD	Long
Wallace Barrett	2	50	0	45
Price Purdue	1	13	0	13
John Orr	1	11	0	11

Punting	No.	Yds	Avg	Long	In20	TB
Price Purdue	4	142	35.5	50	1	0

Punt Returns	No.	Yards	TD	Long
Wallace Barrett	1	0	0	0

Kick Returns	No.	Yards	TD	Long
Price Purdue	2	8	0	8
Bryce McCormick	1	2	0	2

Tackles	UA-A	Total	Sacks	TFL
Chip Omer	9-2	11	0.0	1.0
John Orr	9-1	10	0.0	0.0
Wallace Barrett	7-2	9	0.0	2.0
Andrew Howard	6-1	7	0.0	0.0

Alcoa

Rushing	No.	Gain	Loss	Net	TD	Lg	Avg
Jaylen Myers	12	115	3	112	0	36	9.3
Karim Shereef	19	63	19	44	0	12	2.3
Malik Salter	10	23	1	22	2	8	2.2
Dustin Clabough	3	11	0	11	0	6	3.7

Passing	C-A-I	Yds	TD	Long	Sack
Jaylen Myers	9-15-1	119	0	40	0
Dustin Clabough	0-1-0	0	0	0	0

Receiving	No.	Yards	TD	Long
Dustin Clabough	5	39	0	10
Tykee Ogle-Kellogg	2	74	0	40
Larry Hodge	1	5	0	5
Jack Warwick	1	1	0	1

Punting	No.	Yds	Avg	Long	In20	TB
Mitchell McClurg	1	10	10.0	10	0	0
Tykee Ogle-Kellogg	1	38	38.0	38	1	0

Punt Returns	No.	Yards	TD	Long

Kick Returns	No.	Yards	TD	Long
Cameron Woody	1	7	0	7

Tackles	UA-A	Total	Sacks	TFL
Mitchell McClurg	3-4	7	0.0	1.0
Jon Decker	3-3	6	1.0	1.0
Terran Cox	4-0	4	0.0	0.0
Tristan Woody	3-1	4	0.0	0.0

Qtr	Time	Scoring Play	V-H
2nd	04:51	ALCOA - Ben Smith 28 yd field goal, 15-68 7:04	0 - 3
3rd	07:40	ALCOA - Malik Salter 2 yd run (Ben Smith kick), 11-76 4:20	0 - 10
4th	11:57	ALCOA - Malik Salter 1 yd run (Ben Smith kick), 12-84 5:07	0 - 17
	06:36	ALCOA - Ben Smith 33 yd field goal, 8-40 3:59	0 - 20

2014 Class 3A Football Playoffs

November 7 - December 5, 2014

First Round

#1	Alcoa (9-1)	62
	Game 101 Fri. Nov. 7 7 PM	
#8	Johnson Co. (4-6)	14
#4	Gatlinburg-Pittman (7-3)	52
	Game 102 Fri. Nov. 7 7 PM	
#5	Sweetwater (6-4)	23
#3	Pigeon Forge (7-3)	49
	Game 103 Fri. Nov. 7 7 PM	
#6	West Greene (6-4)	6
#7	CAK (5-5)	42
	Game 104 Fri. Nov. 7 7 PM	
#2	Chuckey-Doak (7-3)	6
#1	Notre Dame (9-1)	55
	Game 105 Fri. Nov. 7 7 PM	
#8	Chattanooga Christian (4-6)	14
#4	Upperman (6-4)	34
	Game 106 Fri. Nov. 7 7 PM	
#5	York Institute (5-5)	7
#3	Red Bank (6-4)	29
	Game 107 Fri. Nov. 7 7 PM	
#6	Bledsoe Co. (5-5)	14
#7	Grundy Co. (5-5)	14
	Game 108 Fri. Nov. 7 7 PM	
#2	McMinn Central (8-2)	43
#1	CPA (10-0)	54
	Game 109 Fri. Nov. 7 7 PM	
#8	Harpeth (4-6)	0
#4	Westmoreland (8-2)	35
	Game 110 Fri. Nov. 7 7 PM	
#5	Fairview (7-3)	6
#3	East Nashville (8-2)	14
	Game 111 Fri. Nov. 7 7 PM	
#6	Lipscomb Academy (7-3)	24
#7	Cascade (4-6)	7
	Game 112 Fri. Nov. 7 7 PM	
#2	White House Heritage (9-1)	47
#1	Camden (8-2)	41
	Game 113 Fri. Nov. 7 7 PM	
#8	Lewis Co. (4-6)	0
#4	Westview (8-2)	14
	Game 114 Fri. Nov. 7 7 PM	
#5	Milan (7-3)	28
#3	Manassas (7-3)	25
	Game 115 Fri. Nov. 7 7 PM	
#6	Hickman Co. (7-3)	27
#7	Fairley (5-5)	0
	Game 116 Fri. Nov. 7 7 PM	
#2	Waverly (8-2)	51

Second Round

Alcoa	49	**Game 201** Fri. Nov. 14 7 PM
Gatlinburg-Pittman	14	
Pigeon Forge	15	**Game 202** Fri. Nov. 14 7 PM
CAK	26	
Notre Dame	55	**Game 203** Fri. Nov. 14 7 PM
Upperman	7	
Red Bank	7	**Game 204** Fri. Nov. 14 7 PM
McMinn Central	30	
CPA	48	**Game 205** Fri. Nov. 14 7 PM
Westmoreland	29	
Lipscomb Academy	20	**Game 206** Fri. Nov. 14 7 PM
White House Heritage	10	
Camden	10	**Game 207** Fri. Nov. 14 7 PM
Milan	41	
Hickman Co.	51	**Game 208** Fri. Nov. 14 7 PM
Waverly	30	

Quarterfinals

Alcoa	35	**Game 301** Fri. Nov. 21 7 PM
CAK	14	
Notre Dame	48	**Game 302** Fri. Nov. 21 7 PM
McMinn Central	7	
CPA	40	**Game 303** Fri. Nov. 21 7 PM
Lipscomb Academy	0	
Milan	38	**Game 304** Fri. Nov. 21 7 PM
Hickman Co.	0	

Semifinals

Alcoa	28	**Game 401** Fri. Nov. 28 7 PM
Notre Dame	19	
CPA	40	**Game 402** Fri. Nov. 28 7 PM
Milan	6	

Championship

Alcoa	0	**Game 501** Fri. Dec. 5 3:30 PM BlueCross Bowl @ TN Tech
CPA	7	

CPA

STATE CHAMPION

Notes:

2014 TSSAA BlueCross Bowl
Division I Class 3A Championship Game
Alcoa HS vs Christ Presbyterian (Dec 05, 2014)

Scoring Summary

Scoring Summary (Final)

Alcoa HS (13-2) vs. Christ Presbyterian (15-0)

Date: Dec 05, 2014 • Site: Cookeville, Tenn. • Stadium: Tucker Stadium • Attendance:

Score by Quarters	1	2	3	4	Score
Alcoa HS	0	0	0	0	0
Christ Presbyterian	7	0	0	0	7

SCORING SUMMARY				ALC -CPA
1st	07:47	CPA	Hockaday 3 yd run (Osborn kick)	
			10 plays, 83 yards, TOP 4:13	0 – 7

Kickoff time: 3:07 PM • End of Game: 5:25 • Total elapsed time: 2:18
Referee: Ken Melton •
Umpire: Ryan Aulds •
Linesman: Robby Milliken •
Line judge: Daniel Dilon •
Back judge: Jimmy Melton •
Field judge: Barry Blackwell •
Side judge: Robert Springer •
Alternate: Steven Webb •

Temperature: 66 • Wind: SSW@13 • Weather: Cloudy, very nice

Offensive MVP: Jay Hockaday (CPA)

Defensive MVP: Jonathan Decker (Alcoa)

Team Statistics

Team Statistics (Final)

Team Totals	ALC	CPA
FIRST DOWNS	10	12
Rushing	9	12
Passing	0	0
Penalty	1	0
NET YARDS RUSHING	169	252
Rushing Attempts	37	54
Average Per Rush	4.6	4.7
Rushing Touchdowns	0	1
Yards Gained Rushing	182	278
Yards Lost Rushing	13	26
NET YARDS PASSING	36	0
Completions-Attempts-Int	5-15-1	0-2-0
Average Per Attempt	2.4	0.0
Average Per Completion	7.2	0.0
Passing Touchdowns	0	0
TOTAL OFFENSE YARDS	205	252
Total offense plays	52	56
Average Gain Per Play	3.9	4.5
Fumbles: Number-Lost	0-0	0-0
Penalties: Number-Yards	5-46	6-55
PUNTS-YARDS	4-125	4-155
Average Yards Per Punt	31.2	38.8
Net Yards Per Punt	31.2	33.8
Inside 20	1	0
50+ Yards	0	1
Touchbacks	0	1
Fair catch	4	0
KICKOFFS-YARDS	1-50	2-73
Average Yards Per Kickoff	50.0	36.5
Net Yards Per Kickoff	43.0	29.0
Touchbacks	0	0
Punt returns: Number-Yards-TD	0-0-0	0-0-0
Average Per Return	0.0	0.0
Kickoff returns: Number-Yds-TD	2-15-0	1-7-0
Average Per Return	7.5	7.0
Interceptions: Number-Yds-TD	0-0-0	1-0-0
Fumble Returns: Number-Yds-TD	0-0-0	0-0-0
Miscellaneous Yards	0	0
Possession Time	22:45	25:15
1st Quarter	5:23	6:37
2nd Quarter	5:22	6:38
3rd Quarter	6:46	5:14
4th Quarter	5:14	6:46
Third-Down Conversions	3 of 11	5 of 13
Fourth-Down Conversions	1 of 4	1 of 3
Red-Zone Scores-Chances	0-0	1-2
Touchdowns	0-0	1-2
Field goals	0-0	0-2
Sacks By: Number-Yards	2-11	1-1
PAT Kicks	0-0	1-1
Field Goals	0-0	0-1
Points off turnovers	0	0

Individual Statistics

Individual Statistics (Final)

Alcoa HS

RUSHING	No.	Gain	Loss	Net	TD	Lg	Avg.
Tyson	27	149	7	142	0	32	5.3
Myers	5	22	1	21	0	8	4.2
Clabough	2	6	0	6	0	6	3.0
Woody, Cal.	1	5	0	5	0	5	5.0
Dockery, B.	1	0	2	-2	0	0	-2.0
Shereef	1	0	3	-3	0	0	-3.0
Totals...	37	182	13	169	0	32	4.6

PASSING	Cmp-Att-Int	Yds	TD	Long	Sack
Myers	5-12-1	36	0	12	1
TEAM	0-3-0	0	0	0	0
Totals...	5-15-1	36	0	12	1

RECEIVING	No.	Yds	TD	Lg
Clabough	3	13	0	6
Woody, Cal.	1	12	0	12
Teeter	1	11	0	11
Totals...	5	36	0	12

PUNTING	No.	Yds	Avg	Long	In20	TB
Gist	4	125	31.2	40	1	0
Totals...	4	125	31.2	40	1	0

	Punts			Kickoffs			Intercept		
ALL RETURNS	No	Yds	Lg	No	Yds	Lg	No	Yds	Lg
Clabough	0	0	0	1	6	6	0	0	0
Teeter	0	0	0	1	9	9	0	0	0
Totals...	0	0	0	2	15	9	0	0	0

ALL PURPOSE	Rush	Rcv	KR	PR	IR	Total
Tyson	142	0	0	0	0	142
Clabough	6	13	6	0	0	25
Myers	21	0	0	0	0	21
Teeter	0	11	9	0	0	20
Woody, Cal.	5	12	0	0	0	17
Dockery, B.	-2	0	0	0	0	-2
Shereef	-3	0	0	0	0	-3
Totals...	169	36	15	0	0	220

FIELD GOAL ATTEMPTS

KICKOFFS	No.	Yds	TB	OB	Avg.
Posada	1	50	0	0	50.0

Christ Presbyterian

RUSHING	No.	Gain	Loss	Net	TD	Lg	Avg.
Hockaday	27	131	7	124	1	24	4.6
Weatherly	17	96	17	79	0	29	4.6
Barrett	5	33	2	31	0	13	6.2
Omer	5	18	0	18	0	6	3.6
Totals...	54	278	26	252	1	29	4.7

PASSING	Cmp-Att-Int	Yds	TD	Long	Sack
TEAM	0-1-0	0	0	0	0
Osborn	0-1-0	0	0	0	0
Weatherly	0-0-0	0	0	0	2
Totals...	0-2-0	0	0	0	2

RECEIVING	No.	Yds	TD	Lg
Totals...	0	0	0	0

PUNTING	No.	Yds	Avg	Long	In20	TB
Osborn	3	111	37.0	51	0	0
Weatherly	1	44	44.0	44	0	1
Totals...	4	155	38.8	51	0	1

	Punts			Kickoffs			Intercept		
ALL RETURNS	No	Yds	Lg	No	Yds	Lg	No	Yds	Lg
Osborn	0	0	0	0	0	0	1	0	0
Omer	0	0	0	1	7	7	0	0	0
Totals...	0	0	0	1	7	7	1	0	0

ALL PURPOSE	Rush	Rcv	KR	PR	IR	Total
Hockaday	124	0	0	0	0	124
Weatherly	79	0	0	0	0	79
Barrett	31	0	0	0	0	31
Omer	18	0	7	0	0	25
Totals...	252	0	7	0	0	259

FIELD GOAL ATTEMPTS

Osborn	2nd	06:37	37 yards	Missed

KICKOFFS	No.	Yds	TB	OB	Avg.
Osborn	2	73	0	0	36.5

FUMBLES: Alcoa HS-None. Christ Presbyterian-None.

Drive Chart

Drive Chart (Final)

Drive Started					Drive Ended				Consumed		
Team	Qtr	Spot	Time	Obtained	Spot	Time		How Lost	Pl-Yds	TOP	RZ
ALC	1st	A31	07:47	Kickoff	A43	06:05		Interception	4-12	1:42	
ALC	1st	A25	03:41	Punt	C35	11:55		Downs	9-40	3:46	
ALC	2nd	A20	06:37	Missed FG	C40	01:20		Punt	11-40	5:17	
ALC	2nd	C41	00:00	Downs	C41	00:00		End of half	0-0	0:00	
ALC	3rd	A31	12:00	Kickoff	C22	08:22		Downs	7-47	3:38	
ALC	3rd	A23	06:19	Punt	A25	05:18		Punt	3-2	1:01	
ALC	3rd	A32	03:01	Punt	A32	00:54		Punt	3-0	2:07	
ALC	4th	A20	08:06	Punt	C46	04:30		Punt	7-34	3:36	
ALC	4th	A42	01:38	Downs	C39	00:00		Downs	8-19	1:38	
CPA	1st	C17	12:00	Kickoff	A00	07:47	*	TOUCHDOWN	10-83	4:13	#
CPA	1st	C34	06:05	Interception	C39	03:41		Punt	3-5	2:24	
CPA	2nd	C35	11:55	Downs	A20	06:37		Missed FG	12-45	5:18	#
CPA	2nd	C11	01:20	Punt	C41	00:00		Downs	8-30	1:20	
CPA	3rd	C40	12:00	Possession	C40	12:00		Kickoff	0-0	0:00	
CPA	3rd	C22	08:22	Downs	C26	06:19		Punt	4-4	2:03	
CPA	3rd	C35	05:18	Punt	C44	03:01		Punt	3-9	2:17	
CPA	3rd	C30	00:54	Punt	A44	08:06		Punt	10-26	4:48	
CPA	4th	C43	04:30	Punt	A42	01:38		Downs	7-15	2:52	
CPA	4th	C39	00:00	Downs	C39	00:00		End of half	0-0	0:00	

Alcoa HS	1st Qtr	2nd Qtr	3rd Qtr	4th Qtr	1st Half	2nd Half	Total
Time of possession	05:23	05:22	06:46	05:14	10:45	12:00	22:45
3rd Down Conversions	1/2	0/2	0/3	2/4	1/4	2/7	3/11
Average field position	A28	A20	A28	A31	A25	A29	A28
4th Down Conversions	0/0	1/2	0/1	0/1	1/2	0/2	1/4

Christ Presbyterian	1st Qtr	2nd Qtr	3rd Qtr	4th Qtr	1st Half	2nd Half	Total
Time of possession	06:37	06:38	05:14	06:46	13:15	12:00	25:15
3rd Down Conversions	1/3	1/3	0/2	3/5	2/6	3/7	5/13
Average field position	C25	C23	C29	C43	C24	C32	C28
4th Down Conversions	1/1	0/1	0/0	0/1	1/2	0/1	1/3

Drive Chart (By Quarter)

Drive Started					Drive Ended				Consumed		
Team	Qtr	Spot	Time	Obtained	Spot	Time		How Lost	Pl-Yds	TOP	RZ
CPA	1st	C17	12:00	Kickoff	A00	07:47	*	TOUCHDOWN	10-83	4:13	#
ALC	1st	A31	07:47	Kickoff	A43	06:05		Interception	4-12	1:42	
CPA	1st	C34	06:05	Interception	C39	03:41		Punt	3-5	2:24	
ALC	1st	A25	03:41	Punt	C35	11:55		Downs	9-40	3:46	
CPA	2nd	C35	11:55	Downs	A20	06:37		Missed FG	12-45	5:18	#
ALC	2nd	A20	06:37	Missed FG	C40	01:20		Punt	11-40	5:17	
CPA	2nd	C11	01:20	Punt	C41	00:00		Downs	8-30	1:20	
ALC	2nd	C41	00:00	Downs	C41	00:00		End of half	0-0	0:00	
CPA	3rd	C40	12:00	Possession	C40	12:00		Kickoff	0-0	0:00	
ALC	3rd	A31	12:00	Kickoff	C22	08:22		Downs	7-47	3:38	
CPA	3rd	C22	08:22	Downs	C26	06:19		Punt	4-4	2:03	
ALC	3rd	A23	06:19	Punt	A25	05:18		Punt	3-2	1:01	
CPA	3rd	C35	05:18	Punt	C44	03:01		Punt	3-9	2:17	
ALC	3rd	A32	03:01	Punt	A32	00:54		Punt	3-0	2:07	
CPA	3rd	C30	00:54	Punt	A44	08:06		Punt	10-26	4:48	
ALC	4th	A20	08:06	Punt	C46	04:30		Punt	7-34	3:36	
CPA	4th	C43	04:30	Punt	A42	01:38		Downs	7-15	2:52	
ALC	4th	A42	01:38	Downs	C39	00:00		Downs	8-19	1:38	
CPA	4th	C39	00:00	Downs	C39	00:00		End of half	0-0	0:00	

Defensive Statistics

Defensive Statistics (Final)

##	Alcoa HS	Solo	Ast	Total	TFL/Yds	FF	FR-Yds	Int-Yds	BrUp	Blkd	Sack/Yds	QBH
30	Clabough	6	5	8.5	0.5/2	.	.	.	.	.	.	.
8	Koko	6	3	7.5	1.5/4	.	.	.	.	.	.	.
27	Warwick, Jak.	6	2	7.0	0.5/1	.	.	.	.	.	.	.
40	Maples, K.	4	5	6.5	.	.	.	.	.	.	.	.
91	Decker	5	2	6.0	2.5/12	.	.	.	.	.	1.0/10	.
43	Hess	4	1	4.5	.	.	.	.	.	.	.	.
7	McClurg, Ma.	3	1	3.5	1.5/5	.	.	.	.	.	.	.
6	Dockery, B.	2	3	3.5	1.5/2	.	.	.	1	.	1.0/1	.
85	Teeter	1	2	2.0	.	.	.	.	.	.	.	.
20	Clark	1	1	1.5	.	.	.	.	.	.	.	1
10	Woody, Cal.	1	1	1.5	.	.	.	.	.	.	.	.
5	Gist	1	.	1.0	.	.	.	.	.	.	.	.

##	Christ Presbyterian	Solo	Ast	Total	TFL/Yds	FF	FR-Yds	Int-Yds	BrUp	Blkd	Sack/Yds	QBH
12	Hockaday	10	4	12.0	0.5/1	.	.	.	.	.	.	.
25	Barrett	4	2	5.0	1.0/5	.	.	.	.	.	.	.
10	Whitaker	3	3	4.5	.	.	.	.	.	.	.	.
17	Orr	3	3	4.5	0.5/1	.	.	.	.	.	.	.
45	Omer	4	.	4.0	2.0/4	.	.	.	.	.	1.0/1	1
55	Smith, Cole	3	1	3.5	.	.	.	.	.	.	.	1
7	Osborn	3	.	3.0	.	.	.	1-0	.	.	.	.
4	Keck	1	4	3.0	0.5/1	.	.	.	.	.	.	1
1	Nichols	2	.	2.0	.	.	.	.	.	.	.	1
21	Webster	1	1	1.5	.	.	.	.	.	.	.	.
14	Hudson	.	1	0.5	.	.	.	.	.	.	.	.
46	Wright	.	1	0.5	0.5/1	.	.	.	.	.	.	.

Participation Report

Participation Report (Final)

Alcoa HS: 2-Tyson, 4-Woody, Cam., 5-Gist, 6-Dockery, B., 7-McClurg, Ma., 8-Koko, 10-Woody, Cal., 12-Hodge, 13-Myers,
20-Clark, 21-Woody, T., 25-McClanahan, 26-Shereef, 27-Warwick, Jak., 30-Clabough, 40-Maples, K., 43-Hess, 55-Evans, 85-Teeter,
91-Decker, 96-Posada.

Christ Presbyterian: 1-Nichols, 2-Weatherly, 4-Keck, 7-Osborn, 10-Whitaker, 12-Hockaday, 14-Hudson, 17-Orr, 21-Webster,
25-Barrett, 45-Omer, 46-Wright, 55-Smith, Cole.

Box Score

Box Score (Final)

Score by Quarters	1	2	3	4	Score	
Alcoa HS.....	0	0	0	0	- 0	Record: (13-2)
Christ Presbyterian.	7	0	0	0	- 7	Record: (15-0)

Scoring Summary:
1st 07:47 CPA - Hockaday 3 yd run (Osborn kick), 10-83 4:13, ALC 0 - CPA 7

	ALC	CPA
FIRST DOWNS.....	**10**	**12**
RUSHES-YARDS (NET).....	**37-169**	**54-252**
PASSING YDS (NET).....	**36**	**0**
Passes Att-Comp-Int.....	15-5-1	2-0-0
TOTAL OFFENSE PLAYS-YARDS.....	**52-205**	**56-252**
Fumble Returns-Yards.....	0-0	0-0
Punt Returns-Yards.....	0-0	0-0
Kickoff Returns-Yards.....	2-15	1-7
Interception Returns-Yards....	0-0	1-0
Punts (Number-Avg).....	4-31.2	4-38.8
Fumbles-Lost.....	0-0	0-0
Penalties-Yards.....	5-46	6-55
Possession Time.....	22:45	25:15
Third-Down Conversions.....	3 of 11	5 of 13
Fourth-Down Conversions.....	1 of 4	1 of 3
Red-Zone Scores-Chances.....	0-0	1-2
Sacks By: Number-Yards.....	2-11	1-1

RUSHING: Alcoa HS-Tyson 27-142; Myers 5-21; Clabough 2-6; Woody, Cal. 1-5; Dockery, B. 1-minus 2; Shereef 1-minus 3. Christ Presbyterian-Hockaday 27-124; Weatherly 17-79; Barrett 5-31; Omer 5-18.

PASSING: Alcoa HS-Myers 5-12-1-36; TEAM 0-3-0-0. Christ Presbyterian-TEAM 0-1-0-0; Osborn 0-1-0-0; Weatherly 0-0-0-0.

RECEIVING: Alcoa HS-Clabough 3-13; Woody, Cal. 1-12; Teeter 1-11. Christ Presbyterian-.

INTERCEPTIONS: Alcoa HS-None. Christ Presbyterian-Osborn 1-0.

FUMBLES: Alcoa HS-None. Christ Presbyterian-None.

Stadium: Tucker Stadium Attendance: 0
Kickoff time: 3:07 PM End of Game: 5:25 Total elapsed time: 2:18

Officials: Referee: Ken Melton; Umpire: Ryan Aulds; Linesman: Robby Milliken; Line judge: Daniel Dilon; Back judge: Jimmy Melton; Field judge: Barry Blackwell; Side judge: Robert Springer; Alternate: Steven Webb;
Temperature: 66 Wind: SSW@13 Weather: Cloudy, very nice

Offensive MVP: Jay Hockaday (CPA)
Defesive MVP: Jonathan Decker (Alcoa)

Alcoa HS vs Christ Presbyterian (Dec 05, 2014 at Cookeville, Tenn.)

SACKS (UA-A): Alcoa HS-Dockery, B. 1-0; Decker 1-0. Christ Presbyterian-Omer 1-0.

TACKLES (UA-A): Alcoa HS-Clabough 6-5; Koko 6-3; Warwick, Jak. 6-2;

Maples, K. 4-5; Decker 5-2; Hess 4-1; McClurg, Ma. 3-1; Dockery, B. 2-3; Teeter 1-2; Woody, Cal. 1-1; Clark 1-1; Gist 1-0. Christ Presbyterian-Hockaday 10-4; Barrett 4-2; Orr 3-3; Whitaker 3-3; Omer 4-0; Smith, Cole 3-1; Osborn 3-0; Keck 1-4; Nichols 2-0; Webster 1-1; Wright 0-1; Hudson 0-1.

Player participation:

Alcoa HS: 2-Tyson, 4-Woody, Cam., 5-Gist, 6-Dockery, B., 7-McClurg, Ma., 8-Koko, 10-Woody, Cal., 12-Hodge, 13-Myers, 20-Clark,
21-Woody, T., 25-McClanahan, 26-Shereef, 27-Warwick, Jak., 30-Clabough, 40-Maples, K., 43-Hess, 55-Evans, 85-Teeter, 91-Decker,
96-Posada.

Christ Presbyterian: 1-Nichols, 2-Weatherly, 4-Keck, 7-Osborn, 10-Whitaker, 12-Hockaday, 14-Hudson, 17-Orr, 21-Webster,
25-Barrett, 45-Omer, 46-Wright, 55-Smith, Cole.

Play-by-Play Summary

Play-by-Play Summary

1st Quarter

			Captains for CPA: 66,12, 1, 7 and for Alcoa: 73,60,43,2
			CPA has won the toss and will recieve.
			Posada kickoff 50 yards to the CPA10, Omer return 7 yards to the CPA17 (Warwick, Jak.).
Cpa	1-10	at Cpa17	Hockaday rush for 4 yards to the CPA21 (Woody, Cal.;Clabough).
Cpa	2-6	at Cpa21	Hockaday rush for 10 yards to the CPA31, **1ST DOWN CPA** (Maples, K.).
Cpa	1-10	at Cpa31	Hockaday rush for 24 yards to the ALC45, **1ST DOWN CPA** (Koko).
Cpa	1-10	at Alc45	Hockaday rush for 2 yards to the ALC43 (Clabough;Maples, K.).
Cpa	2-8	at Alc43	Hockaday rush for 2 yards to the ALC41 (McClurg, Ma.).
Cpa	3-6	at Alc41	Weatherly rush for 29 yards to the ALC12, **1ST DOWN CPA**, out-of-bounds (Koko).
Cpa	1-10	at Alc12	Hockaday rush for 4 yards to the ALC8 (Maples, K.).
Cpa	2-6	at Alc08	Weatherly rush for 3 yards to the ALC5.
Cpa	3-3	at Alc05	Hockaday rush for 2 yards to the ALC3 (Hess).
Cpa	4-1	at Alc03	Hockaday rush for 3 yards to the ALC0, **1ST DOWN CPA**, TOUCHDOWN, clock 07:47.
			Osborn kick attempt good.
			Christ Presbyterian 7, Alcoa HS 0
			Drive: 10 plays, 83 yards, TOP 04:13
			Osborn kickoff 35 yards to the ALC25, Clabough return 6 yards to the ALC31 (Hudson;Webster).
Alc	1-10	at Alc31	ALCOA HS drive start at 07:47.
Alc	1-10	at Alc31	Clabough rush for 6 yards to the ALC37 (Barrett).
Alc	2-4	at Alc37	Woody, Cal. rush for 5 yards to the ALC42, **1ST DOWN ALC** (Barrett).
Alc	1-10	at Alc42	Tyson rush for 1 yard to the ALC43 (Hockaday).
Alc	2-9	at Alc43	Myers pass intercepted by Osborn at the CPA34, Osborn return 0 yards to the CPA34, out-of-bounds, QB hurry by Keck, *PENALTY ALC holding declined*.
			Drive: 4 plays, 12 yards, TOP 01:42
Cpa	1-10	at Cpa34	CHRIST PRESBYTERIAN drive start at 06:05.
Cpa	1-10	at Cpa34	Omer rush for 2 yards to the CPA36 (Clark;Maples, K.).
Cpa	2-8	at Cpa36	*PENALTY ALC encroachment (Decker) 5 yards to the CPA41*.
Cpa	2-3	at Cpa41	Omer rush for 2 yards to the CPA43 (Clabough).
Cpa	3-1	at Cpa43	Hockaday rush for loss of 4 yards to the CPA39 (McClurg, Ma.).
Cpa	4-5	at Cpa39	Timeout Christ Presbyterian, clock 03:54.
Cpa	4-5	at Cpa39	Osborn punt 36 yards to the ALC25, downed.
			Drive: 3 plays, 5 yards, TOP 02:24
Alc	1-10	at Alc25	ALCOA HS drive start at 03:41.
Alc	1-10	at Alc25	Myers pass incomplete to Clabough.
Alc	2-10	at Alc25	Myers rush for 6 yards to the ALC31 (Osborn), *PENALTY CPA face mask (Johnson) 15 yards to the ALC46,* ***1ST DOWN ALC***.

Alc	1-10	at Alc46	1st and 10.
Alc	1-10	at Alc46	Tyson rush for 6 yards to the CPA48 (Omer).
Alc	2-4	at Cpa48	Tyson rush for 3 yards to the CPA45 (Osborn).
Alc	3-1	at Cpa45	Tyson rush for 3 yards to the CPA42, **1ST DOWN ALC** (Keck;Whitaker).
Alc	1-10	at Cpa42	Clabough rush for no gain to the CPA42 (Smith, Cole).
Alc	2-10	at Cpa42	Myers rush for 1 yard to the CPA41 (Barrett).
Alc	3-9	at Cpa41	Timeout Alcoa HS, clock 00:13.
Alc	3-9	at Cpa41	Myers pass complete to Clabough for 6 yards to the CPA35 (Whitaker).
			Drive: 8 plays, 40 yards, TOP 03:46
			Christ Presbyterian 7, Alcoa HS 0

2nd Quarter

Alc	4-3	at Cpa35	Start of 2nd quarter, clock 12:00.
Alc	4-3	at Cpa35	Myers pass incomplete to Warwick, Jak., QB hurry by Smith, Cole.
			Drive: 9 plays, 40 yards, TOP 03:46
Cpa	1-10	at Cpa35	CHRIST PRESBYTERIAN drive start at 11:55.
Cpa	1-10	at Cpa35	Timeout Christ Presbyterian, clock 11:55.
Cpa	1-10	at Cpa35	Hockaday rush for 2 yards to the CPA37 (Maples, K.).
Cpa	2-8	at Cpa37	Hockaday rush for 7 yards to the CPA44 (Clabough).
Cpa	3-1	at Cpa44	Hockaday rush for 9 yards to the ALC47, **1ST DOWN CPA** (Koko).
Cpa	1-10	at Alc47	Hockaday rush for 2 yards to the ALC45 (Warwick, Jak.).
Cpa	2-8	at Alc45	Barrett rush for 13 yards to the ALC32, **1ST DOWN CPA** (Koko).
Cpa	1-10	at Alc32	Weatherly rush for 6 yards to the ALC26 (Dockery, B.).
Cpa	2-4	at Alc26	Hockaday rush for 6 yards to the ALC20, **1ST DOWN CPA** (Decker).
Cpa	1-10	at Alc20	Hockaday rush for 3 yards to the ALC17 (Clark).
Cpa	2-7	at Alc17	Hockaday rush for loss of 2 yards to the ALC19 (Dockery, B.;Warwick, Jak.), *PENALTY CPA holding (Howell) 10 yards to the ALC29*.
Cpa	2-19	at Alc29	2nd and 19.
Cpa	2-19	at Alc29	Weatherly rush for 1 yard to the ALC28 (Decker).
Cpa	3-18	at Alc28	Weatherly rush for 8 yards to the ALC20 (Hess).
Cpa	4-10	at Alc20	Osborn field goal attempt from 37 MISSED – wide right, spot at ALC20, clock 06:37.
			Drive: 12 plays, 45 yards, TOP 05:18
Alc	1-10	at Alc20	ALCOA HS drive start at 06:37.
Alc	1-10	at Alc20	Tyson rush for 9 yards to the ALC29 (Osborn).
Alc	2-1	at Alc29	Tyson rush for 5 yards to the ALC34, **1ST DOWN ALC** (Orr).
Alc	1-10	at Alc34	Tyson rush for 9 yards to the ALC43 (Hockaday).
Alc	2-1	at Alc43	Tyson rush for 3 yards to the ALC46, **1ST DOWN ALC** (Hockaday).
Alc	1-10	at Alc46	Tyson rush for 3 yards to the ALC49 (Hockaday).
Alc	2-7	at Alc49	Tyson rush for 2 yards to the CPA49 (Orr).
Alc	3-5	at Cpa49	Myers pass complete to Clabough for 4 yards to the CPA45 (Whitaker).
Alc	4-1	at Cpa45	Timeout Alcoa HS, clock 02:40.
Alc	4-1	at Cpa45	Tyson rush for 5 yards to the CPA40, **1ST DOWN ALC** (Omer).
Alc	1-10	at Cpa40	Tyson rush for no gain to the CPA40 (Barrett;Hockaday).
Alc	2-10	at Cpa40	Myers pass incomplete to Teeter, QB hurry by Nichols.
Alc	3-10	at Cpa40	Timeout Alcoa HS, clock 01:35.
Alc	3-10	at Cpa40	Myers pass incomplete to Teeter, QB hurry by Omer.

Alc	4-10	at Cpa40	Gist punt 29 yards to the CPA11, fair catch by Osborn.
			Drive: 11 plays, 40 yards, TOP 05:17
Cpa	1-10	at Cpa11	CHRIST PRESBYTERIAN drive start at 01:20.
Cpa	1-10	at Cpa11	Hockaday rush for 7 yards to the CPA18 (Warwick, Jak.;Teeter).
Cpa	2-3	at Cpa18	Weatherly rush for 9 yards to the CPA27, **1ST DOWN CPA**, out-of-bounds (Koko).
Cpa	1-10	at Cpa27	Weatherly rush for 9 yards to the CPA36 (Clabough).
Cpa	2-1	at Cpa36	Weatherly rush for 14 yards to the 50 yardline, **1ST DOWN CPA** (McClurg, Ma.).
Cpa	1-10	at Cpa50	TEAM pass incomplete.
Cpa	2-10	at Cpa50	*PENALTY CPA delay of game 5 yards to the CPA45*.
Cpa	2-15	at Cpa45	Weatherly sacked for loss of 1 yard to the CPA44 (Dockery, B.), QB hurry by Clark.
Cpa	3-16	at Cpa44	Barrett rush for 7 yards to the ALC49 (Gist).
Cpa	4-9	at Alc49	Weatherly sacked for loss of 10 yards to the CPA41 (Decker).
			Drive: 8 plays, 30 yards, TOP 01:20
Alc	1-10	at Cpa41	ALCOA HS drive start at 00:00.
Alc	1-10	at Cpa41	End of half, clock 00:00.
			Christ Presbyterian 7, Alcoa HS 0

3rd Quarter

Alc	1-10	at Cpa41	Start of 3rd quarter, clock 12:00.
Alc	1-10	at Cpa41	Change of possession, CPA ball on CPA40, 1st and 10.
			Osborn kickoff 38 yards to the ALC22, Teeter return 9 yards to the ALC31 (Webster).
Alc	1-10	at Alc31	ALCOA HS drive start at 12:00, ALC ball on ALC31.
Alc	1-10	at Alc31	Tyson rush for 25 yards to the CPA44, **1ST DOWN ALC** (Smith, Cole).
Alc	1-10	at Cpa44	Tyson rush for 8 yards to the CPA36 (Whitaker;Barrett).
Alc	2-2	at Cpa36	Tyson rush for 5 yards to the CPA31, **1ST DOWN ALC** (Keck).
Alc	1-10	at Cpa31	Tyson rush for 1 yard to the CPA30 (Hockaday).
Alc	2-9	at Cpa30	Tyson rush for 6 yards to the CPA24 (Orr;Hockaday).
Alc	3-3	at Cpa24	Tyson rush for no gain to the CPA24 (Hockaday).
Alc	4-3	at Cpa24	Tyson rush for 2 yards to the CPA22 (Keck;Whitaker).
			Drive: 7 plays, 47 yards, TOP 03:38
Cpa	1-10	at Cpa22	CHRIST PRESBYTERIAN drive start at 08:22, CPA ball on CPA22.
Cpa	1-10	at Cpa22	Omer rush for 5 yards to the CPA27 (Warwick, Jak.).
Cpa	2-5	at Cpa27	Omer rush for 3 yards to the CPA30 (Clabough;Decker).
Cpa	3-2	at Cpa30	*PENALTY CPA false start 5 yards to the CPA25.*
Cpa	3-7	at Cpa25	Weatherly rush for 1 yard to the CPA26, out-of-bounds (Clabough), *PENALTY CPA holding 10 yards to the CPA16.*
Cpa	3-16	at Cpa16	Hockaday rush for 10 yards to the CPA26 (Clabough).
Cpa	4-6	at Cpa26	Osborn punt 51 yards to the ALC23, downed.
			Drive: 4 plays, 4 yards, TOP 02:03
Alc	1-10	at Alc23	ALCOA HS drive start at 06:19, 1st and 10.
Alc	1-10	at Alc23	Tyson rush for 2 yards to the ALC25 (Hockaday).
Alc	2-8	at Alc25	Myers pass incomplete to Clabough.
Alc	3-8	at Alc25	Myers pass incomplete to Woody, Cal..
Alc	4-8	at Alc25	Gist punt 40 yards to the CPA35, fair catch by Osborn.
			Drive: 3 plays, 2 yards, TOP 01:01
Cpa	1-10	at Cpa35	CHRIST PRESBYTERIAN drive start at 05:18.
Cpa	1-10	at Cpa35	Hockaday rush for loss of 1 yard to the CPA34 (McClurg, Ma.;Koko).
Cpa	2-11	at Cpa34	Hockaday rush for 5 yards to the CPA39 (Maples, K.).
Cpa	3-6	at Cpa39	Weatherly rush for 5 yards to the CPA44 (Clabough;Maples, K.).
Cpa	4-1	at Cpa44	Timeout Christ Presbyterian, clock 03:07.
Cpa	4-1	at Cpa44	Osborn punt 24 yards to the ALC32, downed.
			Drive: 3 plays, 9 yards, TOP 02:17
Alc	1-10	at Alc32	ALCOA HS drive start at 03:01.
Alc	1-10	at Alc32	Tyson rush for loss of 2 yards to the ALC30 (Keck;Hockaday).
Alc	2-12	at Alc30	Myers sacked for loss of 1 yard to the ALC29 (Omer).
Alc	3-13	at Alc29	Myers pass complete to Clabough for 3 yards to the ALC32 (Nichols).
Alc	4-10	at Alc32	Gist punt 38 yards to the CPA30, fair catch by Osborn.

			Drive: 3 plays, 0 yards, TOP 02:07
Cpa	1-10	at Cpa30	CHRIST PRESBYTERIAN drive start at 00:54.
Cpa	1-10	at Cpa30	Barrett rush for 4 yards to the CPA34 (Dockery, B.;Teeter).
Cpa	2-6	at Cpa34	Weatherly rush for 3 yards to the CPA37 (Dockery, B.;Maples, K.).
			Drive: 2 plays, 7 yards, TOP 04:48
			Christ Presbyterian 7, Alcoa HS 0

4th Quarter

Cpa	3-3	at Cpa37	Start of 4th quarter, clock 12:00.
Cpa	3-3	at Cpa37	Weatherly rush for 5 yards to the CPA42, **1ST DOWN CPA**, out-of-bounds (Woody, Cal.).
Cpa	1-10	at Cpa42	Hockaday rush for 4 yards to the CPA46 (Hess).
Cpa	2-6	at Cpa46	Weatherly rush for 3 yards to the CPA49 (Teeter).
Cpa	3-3	at Cpa49	Hockaday rush for 5 yards to the ALC46, **1ST DOWN CPA** (Clabough).
Cpa	1-10	at Alc46	Barrett rush for loss of 2 yards to the ALC48 (Decker), *PENALTY CPA holding (Howell) 10 yards to the CPA42*.
Cpa	1-22	at Cpa42	1st and 22.
Cpa	1-22	at Cpa42	Barrett rush for 9 yards to the ALC49 (Koko).
Cpa	2-13	at Alc49	Omer rush for 6 yards to the ALC43 (Warwick, Jak.).
Cpa	3-7	at Alc43	Weatherly rush for loss of 1 yard to the ALC44 (Koko;Decker).
Cpa	4-8	at Alc44	Weatherly punt 44 yards to the ALC0, touchback.
			Drive: 10 plays, 26 yards, TOP 04:48
Alc	1-10	at Alc20	ALCOA HS drive start at 08:06.
Alc	1-10	at Alc20	Tyson rush for 3 yards to the ALC23 (Hockaday).
Alc	2-7	at Alc23	Tyson rush for 5 yards to the ALC28 (Keck;Smith, Cole).
Alc	3-2	at Alc28	Tyson rush for 32 yards to the CPA40, **1ST DOWN ALC** (Whitaker).
Alc	1-10	at Cpa40	Tyson rush for 5 yards to the CPA35 (Hockaday).
Alc	2-5	at Cpa35	Tyson rush for loss of 5 yards to the CPA40 (Barrett), *PENALTY ALC holding (Malik-Mitchell) 10 yards to the 50 yardline*.
Alc	2-20	at Alc50	Shereef rush for loss of 3 yards to the ALC47 (Omer).
Alc	3-23	at Alc47	Myers rush for 7 yards to the CPA46 (Hockaday;Orr).
Alc	4-16	at Cpa46	Gist punt 18 yards to the CPA28, fair catch by Osborn, *PENALTY ALC kick catching interference (Salter) 15 yards to the CPA43*, 1st and 10, CPA ball on CPA43.
			Drive: 7 plays, 34 yards, TOP 03:36
Cpa	1-10	at Cpa43	CHRIST PRESBYTERIAN drive start at 04:30.
Cpa	1-10	at Cpa43	Hockaday rush for 6 yards to the CPA49 (Warwick, Jak.).
Cpa	2-4	at Cpa49	Timeout Christ Presbyterian, clock 03:48.
Cpa	2-4	at Cpa49	Hockaday rush for 3 yards to the ALC48 (Hess;Maples, K.).
Cpa	3-1	at Alc48	Hockaday rush for 3 yards to the ALC45, **1ST DOWN CPA** (Decker).
Cpa	1-10	at Alc45	Hockaday rush for 4 yards to the ALC41 (Hess).
Cpa	2-6	at Alc41	Hockaday rush for 4 yards to the ALC37 (Warwick, Jak.).
Cpa	3-2	at Alc37	Timeout Alcoa HS, clock 01:54.
Cpa	3-2	at Alc37	Weatherly rush for loss of 5 yards to the ALC42 (Koko;Clabough).
Cpa	4-7	at Alc42	Timeout Alcoa HS, clock 01:48.
Cpa	4-7	at Alc42	Osborn pass incomplete to Keck (Dockery, B.).
			Drive: 7 plays, 15 yards, TOP 02:52
Alc	1-10	at Alc42	ALCOA HS drive start at 01:38.

Alc	1-10	at Alc42	Myers pass complete to Teeter for 11 yards to the CPA47 (Smith, Cole), *PENALTY ALC holding (Malik-Mitchell) 10 yards to the ALC43*.
Alc	1-9	at Alc43	1st and 9.
Alc	1-9	at Alc43	Myers rush for 8 yards to the CPA49 (Hockaday).
Alc	2-1	at Cpa49	TEAM pass incomplete.
Alc	3-1	at Cpa49	Tyson rush for 6 yards to the CPA43, **1ST DOWN ALC** (Nichols).
Alc	1-10	at Cpa43	*PENALTY ALC delay of game 6 yards to the CPA49*.
Alc	1-16	at Cpa49	Myers pass complete to Woody, Cal. for 12 yards to the CPA37 (Orr).
Alc	2-4	at Cpa37	TEAM pass incomplete.
Alc	3-4	at Cpa37	Timeout Christ Presbyterian, clock 00:20.
Alc	3-4	at Cpa37	Dockery, B. rush for loss of 2 yards to the CPA39 (Orr;Wright).
Alc	4-6	at Cpa39	TEAM pass incomplete.
			Drive: 8 plays, 19 yards, TOP 01:38
Cpa	1-10	at Cpa39	CHRIST PRESBYTERIAN drive start at 00:00.
Cpa	1-10	at Cpa39	End of game, clock 00:00.
			FINAL SCORE
			Christ Presbyterian 7, Alcoa HS 0

Play Breakdown Summary

Play Breakdown Summary (Final)

Alcoa HS

Down	RUN	PASS	Total
OVERALL.....	36	16	52
1ST DOWN.....	16	3	19
2ND DOWN-SHORT...	3	1	4
2ND DOWN-MIDDLE..	3	1	4
2ND DOWN-LONG....	6	4	10
3RD DOWN-SHORT...	3	0	3
3RD DOWN-MIDDLE..	2	0	2
3RD DOWN-LONG....	1	5	6
4TH DOWN.....	2	2	4

Christ Presbyterian

Down	RUN	PASS	Total
OVERALL.....	52	4	56
1ST DOWN.....	19	1	20
2ND DOWN-SHORT...	3	0	3
2ND DOWN-MIDDLE..	8	0	8
2ND DOWN-LONG....	7	1	8
3RD DOWN-SHORT...	4	0	4
3RD DOWN-MIDDLE..	3	0	3
3RD DOWN-LONG....	7	0	7
4TH DOWN.....	1	2	3

Alcoa HS

Formation	RUN	PASS	Total
.....	36	16	52

Christ Presbyterian

Formation	RUN	PASS	Total
.....	52	4	56

Alcoa HS (Sorted by Play type)

1ST DOWN RUN (16 RUN, 3 PASS)

1-9	A43 #13	8	[ ]
1-10	A34 #2	9	[ ]
1-10	A46 #2	3	[ ]
1-10	C31 #2	1	[ ]
1-10	A23 #2	2	[ ]
1-10	C44 #2	8	[ ]
1-10	A31 #2	25	[ ]
1-10	A46 #2	6	[ ]
1-10	A32 #2	-2	[ ]
1-10	C40 #2	0	[ ]
1-10	C40 #2	5	[ ]
1-10	A20 #2	9	[ ]
1-10	A42 #2	1	[ ]
1-10	A20 #2	3	[ ]
1-10	C42 #30	0	[ ]
1-10	A31 #30	6	[ ]

1ST DOWN PASS

1-16	C49 #13 to #10	12	[ ]
1-10	A25 #13 to #30	-	[ ]
1-10	A42 #13 to #85	11	[ ]

2ND-SHORT RUN (3 RUN, 1 PASS)

2-1	A29 #2	5	[ ]
2-1	A43 #2	3	[ ]
2-2	C36 #2	5	[ ]

2ND-SHORT PASS

2-1	C49 #TM to #	-	[ ]

2ND-MIDDLE RUN (3 RUN, 1 PASS)

2-4	A37 #10	5	[ ]
2-4	C48 #2	3	[ ]
2-5	C35 #2	-5	[ ]

2ND-MIDDLE PASS

2-4	C37 #TM to #	-	[ ]

2ND-LONG RUN (6 RUN, 4 PASS)

2-10	C42 #13	1	[ ]
2-10	A25 #13	6	[ ]
2-9	C30 #2	6	[ ]
2-7	A49 #2	2	[ ]
2-7	A23 #2	5	[ ]
2-20	A50 #26	-3	[ ]

2ND-LONG PASS

2-8	A25 #13 to #30	-	[ ]
2-9	A43 #13 to #7	INT	[ ]
2-10	C40 #13 to #85	-	[ ]
2-12	A30 #13 to #	SACK	[ ]

3RD-SHORT RUN (3 RUN, 0 PASS)

3-1	C49 #2	6	[ ]
3-1	C45 #2	3	[ ]
3-2	A28 #2	32	[ ]

3RD-SHORT PASS

3RD-MIDDLE RUN (2 RUN, 0 PASS)

3-3	C24 #2	0	[ ]
3-4	C37 #6	-2	[ ]

3RD-MIDDLE PASS

```
3RD-LONG RUN  (1 RUN, 5 PASS)                                   3RD-LONG PASS
3-23 A47 #13   7 [    ]                                         3-8  A25 #13 to #10     - [     ]
                                                                3-9  C41 #13 to #30     6 [     ]
                                                                3-13 A29 #13 to #30     3 [     ]
                                                                3-5  C49 #13 to #30     4 [     ]
                                                                3-10 C40 #13 to #85     - [     ]

4TH DOWN RUN  (2 RUN, 2 PASS)                                   4TH DOWN PASS
4-3  C24 #2    2 [    ]                                         4-3  C35 #13 to #27     - [     ]
4-1  C45 #2    5 [    ]                                         4-6  C39 #TM to #       - [     ]
```

Christ Presbyterian (Sorted by Play type)

```
1ST DOWN RUN  (19 RUN, 1 PASS)                                  1ST DOWN PASS
1-10 A12 #12   4 [    ]                                         1-10 C50 #TM to #       - [     ]
1-10 A45 #12   4 [    ]
1-10 A20 #12   3 [    ]
1-10 C11 #12   7 [    ]
1-10 C43 #12   6 [    ]
1-10 C31 #12  24 [    ]
1-10 C42 #12   4 [    ]
1-10 C17 #12   4 [    ]
1-10 A47 #12   2 [    ]
1-10 C35 #12   2 [    ]
1-10 A45 #12   2 [    ]
1-10 C35 #12  -1 [    ]
1-10 A32 #2    6 [    ]
1-10 C27 #2    9 [    ]
1-22 C42 #25   9 [    ]
1-10 C30 #25   4 [    ]
1-10 A46 #25  -2 [    ]
1-10 C34 #45   2 [    ]
1-10 C22 #45   5 [    ]

2ND-SHORT RUN  (3 RUN, 0 PASS)                                  2ND-SHORT PASS
2-3  C18 #2    9 [    ]
2-1  C36 #2   14 [    ]
2-3  C41 #45   2 [    ]

2ND-MIDDLE RUN  (8 RUN, 0 PASS)                                 2ND-MIDDLE PASS
2-6  C21 #12  10 [    ]
2-6  A41 #12   4 [    ]
2-4  C49 #12   3 [    ]
2-4  A26 #12   6 [    ]
2-6  A08 #2    3 [    ]
2-6  C34 #2    3 [    ]
2-6  C46 #2    3 [    ]
2-5  C27 #45   3 [    ]

2ND-LONG RUN  (7 RUN, 1 PASS)                                   2ND-LONG PASS
2-8  A43 #12   2 [    ]                                         2-15 C45 #2  to #    SACK [     ]
2-7  A17 #12  -2 [    ]
2-11 C34 #12   5 [    ]
2-8  C37 #12   7 [    ]
2-19 A29 #2    1 [    ]
2-8  A45 #25  13 [    ]
2-13 A49 #45   6 [    ]

3RD-SHORT RUN  (4 RUN, 0 PASS)                                  3RD-SHORT PASS
3-1  A48 #12   3 [    ]
3-1  C43 #12  -4 [    ]
3-1  C44 #12   9 [    ]
3-2  A37 #2   -5 [    ]

3RD-MIDDLE RUN  (3 RUN, 0 PASS)                                 3RD-MIDDLE PASS
3-3  A05 #12   2 [    ]
3-3  C49 #12   5 [    ]
3-3  C37 #2    5 [    ]
```

```
3RD-LONG RUN  (7 RUN, 0 PASS)                                   3RD-LONG PASS
3-16 C16 #12  10 [    ]
3-7  C25 #2    1 [    ]
3-6  A41 #2   29 [    ]
3-6  C39 #2    5 [    ]
3-18 A28 #2    8 [    ]
3-7  A43 #2   -1 [    ]
3-16 C44 #25   7 [    ]

4TH DOWN RUN  (1 RUN, 2 PASS)                                   4TH DOWN PASS
4-1  A03 #12   3 [    ]                                         4-7  A42 #7  to #4      - [     ]
                                                                4-9  A49 #2  to #    SACK [     ]
```

2013 Class 3A Football Playoffs

November 8 - December 6, 2013

First Round

#1	Alcoa (9-1)	45
	Game 101 Fri. Nov. 8 7 PM	
#8	York Institute (4-6)	7
#4	Sullivan North (6-4)	27
	Game 102 Fri. Nov. 8 7 PM	
#5	Pigeon Forge (5-5)	34
#3	Gatlinburg-Pittman (8-2)	21
	Game 103 Fri. Nov. 8 7 PM	
#6	CAK (4-6)	56
#7	Johnson Co. (4-6)	23
	Game 104 Fri. Nov. 8 7 PM	
#2	Chuckey-Doak (7-3)	20
#1	Upperman (10-0)	56
	Game 105 Fri. Nov. 8 7 PM	
#8	Grundy Co. (4-6)	20
#4	Smith Co. (6-4)	7
	Game 106 Fri. Nov. 8 7 PM	
#5	Tyner (4-6)	20
#3	Notre Dame (7-3)	38
	Game 107 Fri. Nov. 8 7 PM	
#6	Cascade (7-3)	14
#7	Sequatchie Co. (5-5)	7
	Game 108 Fri. Nov. 8 7 PM	
#2	Polk Co. (8-2)	49
#1	CPA (10-0)	42
	Game 109 Fri. Nov. 8 7 PM	
#8	White House Heritage (5-5)	7
#4	East Nashville (8-2)	22
	Game 110 Fri. Nov. 8 7 PM	
#5	Lipscomb Academy (8-2)	21
#3	Westmoreland (8-2)	30
	Game 111 Fri. Nov. 8 7 PM	
#6	East Hickman (7-3)	21
#7	Harpeth (6-4)	28
	Game 112 Fri. Nov. 8 7 PM	
#2	Fairview (9-1)	52
#1	Lewis Co. (10-0)	41
	Game 113 Fri. Nov. 8 7 PM	
#8	Fairley (4-6)	0
#4	Camden (6-4)	35
	Game 114 Fri. Nov. 8 7 PM	
#5	Manassas (6-4)	13
#3	Hickman Co. (7-3)	34
	Game 115 Fri. Nov. 8 7 PM	
#6	South Gibson (4-6)	20
#7	Jackson Central-Merry (4-6)	13
	Game 116 Fri. Nov. 8 7 PM	
#2	Westview (7-3)	19

Second Round

Alcoa	61	**Game 201** Fri. Nov. 15 7 PM
Pigeon Forge	13	
CAK	56	**Game 202** Fri. Nov. 15 7 PM
Johnson Co.	19	
Upperman	70	**Game 203** Fri. Nov. 15 7 PM
Tyner	49	
Notre Dame	24	**Game 204** Fri. Nov. 15 7 PM
Polk Co.	14	
CPA	38	**Game 205** Fri. Nov. 15 7 PM
East Nashville	14	
Westmoreland	20	**Game 206** Fri. Nov. 15 7 PM
Fairview	41	
Lewis Co.	32	**Game 207** Fri. Nov. 15 7 PM
Camden	20	
Hickman Co.	0	**Game 208** Fri. Nov. 15 7 PM
Westview	32	

Quarterfinals

Alcoa	42	**Game 301** Fri. Nov. 22 7 PM
CAK	14	
Upperman	19	**Game 302** Fri. Nov. 22 7 PM
Notre Dame	10	
CPA	35	**Game 303** Fri. Nov. 22 7 PM
Fairview	20	
Lewis Co.	14	**Game 304** Fri. Nov. 22 7 PM
Westview	10	

Semifinals

Alcoa	75	**Game 401** Fri. Nov. 29 7 PM
Upperman	18	
CPA	36	**Game 402** Fri. Nov. 29 7 PM
Lewis Co.	28	

Championship

Alcoa	25	**Game 501** Fri. Dec. 6 3:30 PM BlueCross Bowl @ TN Tech
CPA	7	

Alcoa

STATE CHAMPION

Notes:

2013 TSSAA BlueCross Bowl
Division I Class 3A Championship Game
Christ Presbyterian vs Alcoa HS (Dec 06, 2013)

Scoring Summary

Scoring Summary (Final)
Christ Presbyterian (14-1) vs. Alcoa HS (14-1)
Date: Dec 06, 2013 Site: Cookeville, Tenn. Stadium: Tucker Stadium

Attendance:

Score by Quarters	1	2	3	4	Score
Christ Presbyterian.	7	0	0	0	- 7
Alcoa HS.....	7	12	0	6	- 25

Scoring Summary:

1st 03:12 ALCOA - Peyton Wall 28 yd run (Austin Wallace kick)
12 plays, 94 yards, TOP 5:45, CPA 0 - ALCOA 7
02:06 CPA - Chance Meier 36 yd run (JR Osborn kick)
5 plays, 63 yards, TOP 1:06, CPA 7 - ALCOA 7
2nd 08:33 ALCOA - Jaquez Tyson 1 yd run (Austin Wallace kick blockd)
4 plays, 17 yards, TOP 1:22, CPA 7 - ALCOA 13
00:37 ALCOA - Jaquez Tyson 1 yd run (Peyton Wall pass failed)
17 plays, 97 yards, TOP 7:00, CPA 7 - ALCOA 19
4th 06:03 ALCOA - Jaquez Tyson 1 yd run (Dylan Pratt rush failed)
16 plays, 99 yards, TOP 7:44, CPA 7 - ALCOA 25

Kickoff time: 4:24 End of Game: 6:49 Total elapsed time: 2:25

Officials:
Temperature: 34 Wind: NNE@5 Weather: Heavy Rain

Offensive MVP: Jaquez Tyson (Alcoa)
Defensive MVP: Braylon Young (Alcoa)
Tyson sets record for most carries in Championship game.

Team Statistics

Team Statistics (Final)

	CPA	ALCOA
FIRST DOWNS	**8**	**23**
Rushing	6	19
Passing	1	1
Penalty	1	3
NET YARDS RUSHING	**99**	**382**
Rushing Attempts	25	69
Average Per Rush	4.0	5.5
Rushing Touchdowns	1	4
Yards Gained Rushing	135	390
Yards Lost Rushing	36	8
NET YARDS PASSING	**44**	**10**
Completions-Attempts-Int	8-20-0	1-1-0
Average Per Attempt	2.2	10.0
Average Per Completion	5.5	10.0
Passing Touchdowns	0	0
TOTAL OFFENSE YARDS	**143**	**392**
Total offense plays	45	70
Average Gain Per Play	3.2	5.6
Fumbles: Number-Lost	3-1	1-1
Penalties: Number-Yards	4-54	4-59
PUNTS-YARDS	4-206	2-67
Average Yards Per Punt	51.5	33.5
Net Yards Per Punt	42.5	33.5
Inside 20	3	1
50+ Yards	2	0
Touchbacks	0	0
Fair catch	0	1
KICKOFFS-YARDS	2-87	5-202
Average Yards Per Kickoff	43.5	40.4
Net Yards Per Kickoff	32.0	21.0
Touchbacks	0	0
Punt returns: Number-Yards-TD	0-0-0	1-36-0
Average Per Return	0.0	36.0
Kickoff returns: Number-Yds-TD	5-97-0	2-23-0
Average Per Return	19.4	11.5
Interceptions: Number-Yds-TD	0-0-0	0-0-0
Fumble Returns: Number-Yds-TD	0-0-0	0-0-0
Miscellaneous Yards	0	0
Possession Time	15:23	32:37
1st Quarter	4:09	7:51
2nd Quarter	3:32	8:28
3rd Quarter	4:32	7:28
4th Quarter	3:10	8:50
Third-Down Conversions	4 of 12	4 of 10
Fourth-Down Conversions	1 of 3	2 of 3
Red-Zone Scores-Chances	0-1	3-4
Touchdowns	0-1	3-4
Field goals	0-1	0-4
Sacks By: Number-Yards	0-0	1-11
PAT Kicks	1-1	1-2
Field Goals	0-0	0-0

Individual Statistics

Individual Statistics (Final)

Christ Presbyterian

Rushing	No	Gain	Loss	Net	TD	Lg	Avg
Chance Meier	9	66	9	57	1	36	6.3
Jay Hockaday	9	36	12	24	0	15	2.7
Zack Weatherly	5	24	15	9	0	13	1.8
Max Pressley	2	9	0	9	0	7	4.5
Totals...	25	135	36	99	1	36	4.0

Passing	Cmp-Att-Int	Yds	TD	Long	Sack
Zack Weatherly	6-18-0	28	0	9	1
Jay Hockaday	2-2-0	16	0	10	0
Totals...	8-20-0	44	0	10	1

Receiving	No.	Yds	TD	Long
JR Osborn	5	23	0	8
Jackson Krodel	1	10	0	10
Thomas Richard	1	9	0	9
Joe Trice	1	2	0	2
Totals...	8	44	0	10

Punting	No.	Yds	Avg	Long	In20	TB
JR Osborn	4	206	51.5	67	3	0
Totals...	4	206	51.5	67	3	0

	Punts			Kickoffs			Intercept		
All Returns	No.	Yds.	Lg	No.	Yds.	Lg	No.	Yds.	Lg
JR Osborn	0	0	0	4	86	45	0	0	0
Thomas Richard	0	0	0	1	11	8	0	0	0
Totals...	0	0	0	5	97	45	0	0	0

Field goal attempts

Kickoffs	No.	Yds	TB	OB	Avg
JR Osborn	2	87	0	0	43.5

Alcoa HS

Rushing	No	Gain	Loss	Net	TD	Lg	Avg
Jaquez Tyson	49	278	0	278	3	21	5.7
Peyton Wall	11	93	0	93	1	28	8.5
Malik Love	6	19	0	19	0	7	3.2
Mi. McClurg	1	0	2	-2	0	0	-2.0
TEAM	2	0	6	-6	0	0	-3.0
Totals...	69	390	8	382	4	28	5.5

Passing	Cmp-Att-Int	Yds	TD	Long	Sack
Peyton Wall	1-1-0	10	0	10	0
Totals...	1-1-0	10	0	10	0

Receiving	No.	Yds	TD	Long
Jaquez Tyson	1	10	0	10
Totals...	1	10	0	10

Punting	No.	Yds	Avg	Long	In20	TB
Kullen Wells	1	30	30.0	30	0	0
Peyton Wall	1	37	37.0	37	1	0
Totals...	2	67	33.5	37	1	0

	Punts			Kickoffs			Intercept		
All Returns	No.	Yds.	Lg	No.	Yds.	Lg	No.	Yds.	Lg
Malik Love	0	30	30	1	22	22	0	0	0
Caleb Woody	1	6	6	1	1	1	0	0	0
Totals...	1	36	30	2	23	22	0	0	0

Field goal attempts

Kickoffs	No.	Yds	TB	OB	Avg
Austin Wallace	5	202	0	0	40.4

FUMBLES: Christ Presbyterian-Jay Hockaday 3-1. Alcoa HS-Jaquez Tyson 1-1.

Drive Chart

Drive Chart (Final)

Team	Qtr	Drive Started Spot	Time	Obtained	Drive Ended Spot	Time	How Lost	Consumed Pl-Yds	TOP
CPA	1st	C45	12:00	Kickoff	A48	08:57	Punt	6-7	3:03
CPA	1st	C37	03:12	Kickoff	A00	02:06	*TOUCHDOWN	5-63	1:06
CPA	2nd	C14	11:54	Punt	C15	09:55	Punt	3-1	1:59
CPA	2nd	C31	08:33	Kickoff	C30	07:37	Punt	3--1	0:56
CPA	2nd	C28	00:37	Kickoff	C46	00:00	End of half	2-18	0:37
CPA	3rd	C14	06:27	Downs	C25	05:04	Fumble	3-11	1:23
CPA	3rd	C13	04:56	Fumble	C40	01:47	Punt	10-27	3:09
CPA	4th	A46	06:03	Kickoff	A07	04:02	Downs	9-39	2:01#
CPA	4th	A41	02:13	Punt	A48	01:04	Downs	4--7	1:09
ALCOA	1st	A40	12:00	Possession	A40	12:00	Kickoff	0-0	0:00
ALCOA	1st	A06	08:57	Punt	C00	03:12	*TOUCHDOWN	12-94	5:45
ALCOA	1st	A24	02:06	Kickoff	A49	11:54	Punt	4-25	2:12
ALCOA	2nd	C17	09:55	Punt	C00	08:33	*TOUCHDOWN	4-17	1:22#
ALCOA	2nd	A03	07:37	Punt	C00	00:37	*TOUCHDOWN	17-97	7:00#
ALCOA	3rd	A26	12:00	Kickoff	C14	06:27	Downs	11-60	5:33#
ALCOA	3rd	C25	05:04	Fumble	C13	04:56	Fumble	1-12	0:08
ALCOA	3rd	A01	01:47	Punt	C00	06:03	*TOUCHDOWN	16-99	7:44#
ALCOA	4th	A07	04:02	Downs	A11	02:13	Punt	3-4	1:49
ALCOA	4th	A48	01:04	Downs	A42	00:00	End of half	2--6	1:04

CPA	**1st Qtr**	**2nd Qtr**	**3rd Qtr**	**4th Qtr**	**1st Half**	**2nd Half**	**Total**
Time of possession	04:09	03:32	04:32	03:10	07:41	07:42	15:23
3rd Down Conversions	2/3	0/2	1/4	1/3	2/5	2/7	4/12
Avg Field Position	C41	C24	C13	A44	C31	C35	C32
4th Down Conversions	0/0	0/0	1/1	0/2	0/0	1/3	1/3

ALCOA	**1st Qtr**	**2nd Qtr**	**3rd Qtr**	**4th Qtr**	**1st Half**	**2nd Half**	**Total**
Time of possession	07:51	08:28	07:28	08:50	16:19	16:18	32:37
3rd Down Conversions	1/2	2/3	1/3	0/2	3/5	1/5	4/10
Avg Field Position	A15	A43	A34	A27	A29	A31	A30
4th Down Conversions	0/0	1/1	0/1	1/1	1/1	1/2	2/3

Drive Chart (By Quarter)

Team	Qtr	Drive Started Spot	Time	Obtained	Drive Ended Spot	Time	How Lost	Consumed Pl-Yds	TOP
ALCOA	1st	A40	12:00	Possession	A40	12:00	Kickoff	0-0	0:00
CPA	1st	C45	12:00	Kickoff	A48	08:57	Punt	6-7	3:03
ALCOA	1st	A06	08:57	Punt	C00	03:12	*TOUCHDOWN	12-94	5:45
CPA	1st	C37	03:12	Kickoff	A00	02:06	*TOUCHDOWN	5-63	1:06
ALCOA	1st	A24	02:06	Kickoff	A49	11:54	Punt	4-25	2:12
CPA	2nd	C14	11:54	Punt	C15	09:55	Punt	3-1	1:59
ALCOA	2nd	C17	09:55	Punt	C00	08:33	*TOUCHDOWN	4-17	1:22#
CPA	2nd	C31	08:33	Kickoff	C30	07:37	Punt	3--1	0:56
ALCOA	2nd	A03	07:37	Punt	C00	00:37	*TOUCHDOWN	17-97	7:00#
CPA	2nd	C28	00:37	Kickoff	C46	00:00	End of half	2-18	0:37
ALCOA	3rd	A26	12:00	Kickoff	C14	06:27	Downs	11-60	5:33#
CPA	3rd	C14	06:27	Downs	C25	05:04	Fumble	3-11	1:23
ALCOA	3rd	C25	05:04	Fumble	C13	04:56	Fumble	1-12	0:08
CPA	3rd	C13	04:56	Fumble	C40	01:47	Punt	10-27	3:09
ALCOA	3rd	A01	01:47	Punt	C00	06:03	*TOUCHDOWN	16-99	7:44#
CPA	4th	A46	06:03	Kickoff	A07	04:02	Downs	9-39	2:01#
ALCOA	4th	A07	04:02	Downs	A11	02:13	Punt	3-4	1:49
CPA	4th	A41	02:13	Punt	A48	01:04	Downs	4--7	1:09
ALCOA	4th	A48	01:04	Downs	A42	00:00	End of half	2--6	1:04

Defensive Statistics

Defensive Statistics (Final)

Christ Presbyterian

##	Player	Solo	Ast	Tot	TFL/Yds	FF	FR-Yd	Intc	BrUp	Blkd	Sack/Yds	QH
12	Jay Hockaday	10	3	11.5	.	.	.	.	.	1	.	.
55	Hunter Cross	7	2	8.0	.	.	.	.	.	.	.	.
76	Sam Johnson	7	1	7.5	.	1	.	.	.	.	.	.
4	Mac Keck	5	3	6.5	.	.	.	.	.	.	.	.
1	Houston Nichols	5	1	5.5	.	.	.	.	.	.	.	.
74	Paul Adams	4	3	5.5	1.0/2	.	.	.	.	.	.	.
5	Andrew Manuel	3	2	4.0	.	.	1-0	.	.	.	.	.
9	Thomas Richard	3	.	3.0	.	.	.	.	.	.	.	.
15	Xander Isaacs	3	.	3.0	.	.	.	.	.	.	.	.
10	Will Whitaker	2	1	2.5	.	.	.	.	.	.	.	.
27	Joe Trice	2	.	2.0	.	.	.	.	.	.	.	.
34	Chance Meier	2	.	2.0	.	.	.	.	.	.	.	.
24	Cole Smith	1	1	1.5	.	.	.	.	.	.	.	.
21	Jacob Webster	1	.	1.0	.	.	.	.	.	.	.	.
45	Chip Omer	1	.	1.0	.	.	.	.	.	.	.	.
35	Jake Ward	1	.	1.0	.	.	.	.	.	.	.	.
66	Parker Howell	.	2	1.0	.	.	.	.	.	.	.	.
60	Jake Brooks	.	1	0.5	.	.	.	.	.	.	.	.

Alcoa HS

##	Player	Solo	Ast	Tot	TFL/Yds	FF	FR-Yd	Intc	BrUp	Blkd	Sack/Yds	QH
6	J. McLaughlin	4	2	5.0	.	.	.	.	2	.	.	.
27	Jake Warwick	4	.	4.0	.	.	1-0	.	.	.	.	.
30	Dustin Clabough	3	2	4.0	.	.	.	.	.	.	.	.
57	Braylon Young	2	3	3.5	2.5/14	.	.	.	.	.	0.5/6	.
40	Keller Maples	3	.	3.0	.	.	.	.	.	.	.	.
91	Jonathan Decker	2	2	3.0	0.5/0	1	.	.	.	.	.	.
42	Zac Wright	1	3	2.5	2.0/7	.	.	.	.	.	0.5/5	.
18	Mi. McClurg	2	.	2.0	.	.	.	.	.	.	.	.
85	Brenden Teeter	2	.	2.0	.	.	.	.	1	.	.	.
10	Caleb Woody	2	.	2.0	1.0/4	.	.	.	1	.	.	.
25	C. Burchfield	1	2	2.0	.	1	.	.	.	.	.	.
28	Braxton Dockery	1	.	1.0	.	.	.	.	.	.	.	.
96	Austin Wallace	1	.	1.0	.	.	.	.	.	.	.	.

Box Score

Box Score (Final)

Score by Quarters	1	2	3	4	Score	
Christ Presbyterian.	7	0	0	0	- 7	Record: (14-1)
Alcoa HS.....	7	12	0	6	- 25	Record: (14-1)

Scoring Summary:
1st 03:12 ALCOA - Peyton Wall 28 yd run (Austin Wallace kick), 12-94 5:45, CPA 0 - ALCOA 7
02:06 CPA - Chance Meier 36 yd run (JR Osborn kick), 5-63 1:06, CPA 7 - ALCOA 7
2nd 08:33 ALCOA - Jaquez Tyson 1 yd run (Austin Wallace kick blockd), 4-17 1:22, CPA 7 - ALCOA 13
00:37 ALCOA - Jaquez Tyson 1 yd run (Peyton Wall pass failed), 17-97 7:00, CPA 7 - ALCOA 19
4th 06:03 ALCOA - Jaquez Tyson 1 yd run (Dylan Pratt rush failed), 16-99 7:44, CPA 7 - ALCOA 25

	CPA	ALCOA
FIRST DOWNS.....	**8**	**23**
RUSHES-YARDS (NET).....	**25-99**	**69-382**
PASSING YDS (NET).....	**44**	**10**
Passes Att-Comp-Int.....	20-8-0	1-1-0
TOTAL OFFENSE PLAYS-YARDS.....	**45-143**	**70-392**
Fumble Returns-Yards.....	0-0	0-0
Punt Returns-Yards.....	0-0	1-36
Kickoff Returns-Yards.....	5-97	2-23
Interception Returns-Yards....	0-0	0-0
Punts (Number-Avg).....	4-51.5	2-33.5
Fumbles-Lost.....	3-1	1-1
Penalties-Yards.....	4-54	4-59
Possession Time.....	15:23	32:37
Third-Down Conversions.....	4 of 12	4 of 10
Fourth-Down Conversions.....	1 of 3	2 of 3
Red-Zone Scores-Chances.....	0-1	3-4
Sacks By: Number-Yards.....	0-0	1-11

RUSHING: Christ Presbyterian-Chance Meier 9-57; Jay Hockaday 9-24; Max Pressley 2-9; Zack Weatherly 5-9. Alcoa HS-Jaquez Tyson 49-278; Peyton Wall 11-93; Malik Love 6-19; Mi. McClurg 1-minus 2; TEAM 2-minus 6.

PASSING: Christ Presbyterian-Zack Weatherly 6-18-0-28; Jay Hockaday 2-2-0-16. Alcoa HS-Peyton Wall 1-1-0-10.

RECEIVING: Christ Presbyterian-JR Osborn 5-23; Jackson Krodel 1-10; Thomas Richard 1-9; Joe Trice 1-2. Alcoa HS-Jaquez Tyson 1-10.

INTERCEPTIONS: Christ Presbyterian-None. Alcoa HS-None.

FUMBLES: Christ Presbyterian-Jay Hockaday 3-1. Alcoa HS-Jaquez Tyson 1-1.

Stadium: Tucker Stadium Attendance: 0
Kickoff time: 4:24 End of Game: 6:49 Total elapsed time: 2:25

Officials:
Temperature: 34 Wind: NNE@5 Weather: Heavy Rain

Offensive MVP: Jaquez Tyson (Alcoa)
Defensive MVP: Braylon Young (Alcoa)
Tyson sets record for most carries in Championship game.

Christ Presbyterian vs Alcoa HS (Dec 06, 2013 at Cookeville, Tenn.)

SACKS (UA-A): Christ Presbyterian-None. Alcoa HS-Zac Wright 0-1; Braylon Young 0-1.

TACKLES (UA-A): Christ Presbyterian-Jay Hockaday 10-3; Hunter Cross 7-2; Sam Johnson 7-1; Mac Keck 5-3; Houston Nichols 5-1; Paul Adams 4-3; Andrew Manuel 3-2; Xander Isaacs 3-0; Thomas Richard 3-0; Will Whitaker 2-1; Joe Trice 2-0; Chance Meier 2-0; Cole Smith 1-1; Jacob Webster 1-0; Jake Ward 1-0; Chip Omer 1-0; Parker Howell 0-2; Jake Brooks 0-1. Alcoa HS-J. McLaughlin 4-2; Jake Warwick 4-0; Dustin Clabough 3-2; Braylon Young 2-3; Keller Maples 3-0; Jonathan Decker 2-2; Zac Wright 1-3; Caleb Woody 2-0; Mi. McClurg 2-0; Brenden Teeter 2-0; C. Burchfield 1-2; Austin Wallace 1-0; Braxton Dockery 1-0.

Player participation:

Christ Presbyterian: 1-Houston Nichols, 2-Zack Weatherly, 4-Mac Keck, 5-Andrew Manuel, 7-JR Osborn, 9-Thomas Richard,
10-Will Whitaker, 12-Jay Hockaday, 15-Xander Isaacs, 21-Jacob Webster, 23-Max Pressley, 24-Cole Smith, 27-Joe Trice,
34-Chance Meier, 35-Jake Ward, 42-Jackson Krodel, 45-Chip Omer, 55-Hunter Cross, 60-Jake Brooks, 66-Parker Howell, 74-Paul Adams,
76-Sam Johnson.

Alcoa HS: 1-Peyton Wall, 2-Jaquez Tyson, 3-Jon White, 5-Kullen Wells, 6-J. McLaughlin, 10-Caleb Woody, 11-Nick Miller,
17-Dylan Pratt, 18-Mi. McClurg, 23-Malik Love, 25-C. Burchfield, 27-Jake Warwick, 28-Braxton Dockery, 30-Dustin Clabough,
40-Keller Maples, 42-Zac Wright, 57-Braylon Young, 85-Brenden Teeter, 91-Jonathan Decker,
96-Austin Wallace.

Play-by-Play Summary (1st Quarter)

```
                                Play-by-Play Summary (1st quarter)
                The game is presently delayed for lightning. 3:50 p.m.
  C 1-10 C40    Change of possession, ALCOA ball on ALCOA40, 1st and 10.

                    Austin Wallace kickoff 37 yards to the CPA23, JR Osborn return 22 yards
                    to the CPA45 (Mi. McClurg).
  C 1-10 C45    CHRIST PRESBYTERIAN drive start at 12:00.
  C 1-10 C45    Chance Meier rush for 1 yard to the CPA46 (Jake Warwick).
  C 2-9  C46    Zack Weatherly rush for 7 yards to the ALCOA47 (J. McLaughlin).
  C 3-2  A47    Jay Hockaday rush for 3 yards to the ALCOA44, 1ST DOWN CPA (Keller
                Maples).
  C 1-10 A44    Jay Hockaday rush for 6 yards to the ALCOA38 (C. Burchfield;Dustin
                Clabough).
  C 2-4  A38    Chance Meier rush for 1 yard to the ALCOA37 (Jake Warwick).
  C 3-3  A37    Jay Hockaday rush for loss of 7 yards to the ALCOA44, fumble by Jay Hockaday
                recovered by CPA Chance Meier at ALCOA48.
  C 4-14 A48    JR Osborn punt 42 yards to the ALCOA6, downed.
--------------- 6 plays, 7 yards, TOP 03:03 ---------------

      A 1-10 A06    ALCOA HS drive start at 08:57.
      A 1-10 A06    Peyton Wall rush for 8 yards to the ALCOA14 (Xander Isaacs).
      A 2-2  A14    Jaquez Tyson rush for 7 yards to the ALCOA21, 1ST DOWN ALCOA (Jay
                    Hockaday).
      A 1-10 A21    Jaquez Tyson rush for 1 yard to the ALCOA22 (Cole Smith;Paul Adams).
      A 2-9  A22    Jaquez Tyson rush for 21 yards to the ALCOA43, 1ST DOWN ALCOA
                    (Mac Keck;Andrew Manuel).
      A 1-10 A43    PENALTY ALCOA sideline interference 15 yards to the ALCOA28.
      A 1-25 A28    1st and 10.
      A 1-10 A28    Malik Love rush for 1 yard to the ALCOA29 (Mac Keck;Jake Brooks).
      A 2-9  A29    Nick Miller pass incomplete to J. McLaughlin (Andrew Manuel), PENALTY
                    CPA holding 11 yards to the ALCOA40, 1ST DOWN ALCOA, NO PLAY.
      A 1-10 A40    Jaquez Tyson rush for 2 yards to the ALCOA42 (Hunter Cross;Parker
                    Howell).
      A 2-8  A42    Malik Love rush for 7 yards to the ALCOA49 (Jake Ward).
      A 3-1  A49    Jaquez Tyson rush for 5 yards to the CPA46, 1ST DOWN ALCOA (Jay
                    Hockaday).
      A 1-10 C46    Jaquez Tyson rush for 9 yards to the CPA37 (Houston Nichols).
      A 2-1  C37    Jaquez Tyson rush for 4 yards to the CPA33, 1ST DOWN ALCOA
                    (Hunter Cross).
      A 1-10 C33    Jaquez Tyson rush for 5 yards to the CPA28 (Andrew Manuel;Jay Hockaday).
      A 2-5  C28    Peyton Wall rush for 28 yards to the CPA0, 1ST DOWN ALCOA,
                    TOUCHDOWN, clock 03:12.
                    Austin Wallace kick attempt good.

                                ================================
                                CHRIST PRESBYTERIAN 0, ALCOA HS 7
                                ================================

--------------- 12 plays, 94 yards, TOP 05:45 ---------------

                    Austin Wallace kickoff 40 yards to the CPA20, JR Osborn return 17 yards
                    to the CPA37 (Mi. McClurg).
  C 1-10 C37    CHRIST PRESBYTERIAN drive start at 03:12.
  C 1-10 C37    Chance Meier rush for 6 yards to the CPA43 (Jake Warwick).
  C 2-4  C43    Jay Hockaday rush for 15 yards to the ALCOA42, 1ST DOWN CPA (J.
                McLaughlin;Dustin Clabough).
  C 1-10 A42    Chance Meier rush for loss of 4 yards to the ALCOA46 (Braylon Young).
  C 2-14 A46    Jay Hockaday pass complete to Jackson Krodel for 10 yards to the ALCOA36 (J.
                McLaughlin).
  C 3-4  A36    Chance Meier rush for 36 yards to the ALCOA0, 1ST DOWN CPA,
```

TOUCHDOWN, clock 02:06.
JR Osborn kick attempt good.

==========
CHRIST PRESBYTERIAN 7, ALCOA HS 7
==========

---------- 5 plays, 63 yards, TOP 01:06 ----------

JR Osborn kickoff 37 yards to the ALCOA23, Caleb Woody return 1 yards to the ALCOA24 (Chip Omer).

A 1-10 A24 ALCOA HS drive start at 02:06.
A 1-10 A24 Peyton Wall rush for 18 yards to the ALCOA42, **1ST DOWN ALCOA** (Thomas Richard).
A 1-10 A42 Jaquez Tyson rush for 5 yards to the ALCOA47 (Hunter Cross).
A 2-5 A47 Peyton Wall rush for no gain to the ALCOA47 (Sam Johnson).
A 3-5 A47 Jaquez Tyson rush for 2 yards to the ALCOA49 (Mac Keck).

=======END OF 1st QUARTER========
CHRIST PRESBYTERIAN 7, ALCOA HS 7
==========

Play-by-Play Summary (2nd quarter)

```
      A 4-3  A49   Start of 2nd quarter, clock 12:00.
      A 4-3  A49   Peyton Wall punt 37 yards to the CPA14, fair catch by JR Osborn.
--------------- 4 plays, 25 yards, TOP 02:12 ---------------

  C 1-10 C14   CHRIST PRESBYTERIAN drive start at 11:54.
  C 1-10 C14   Jay Hockaday rush for loss of 1 yard to the CPA13 (Zac Wright).
  C 2-11 C13   Jay Hockaday pass complete to JR Osborn for 6 yards to the CPA19 (J.
               McLaughlin;Jonathan Decker).
  C 3-5  C19   Chance Meier rush for loss of 4 yards to the CPA15 (Braylon Young).
  C 4-9  C15   JR Osborn punt 38 yards to the ALCOA47, Caleb Woody return 6 yards to the
               CPA47, Malik Love for 30 yards to the CPA17 (Jacob Webster).
--------------- 3 plays, 1 yards, TOP 01:59 ---------------

      A 1-10 C17   ALCOA HS drive start at 09:55, ALCOA ball on CPA17.
      A 1-10 C17   Peyton Wall rush for 6 yards to the CPA11 (Andrew Manuel).
      A 2-4  C11   Jaquez Tyson rush for 6 yards to the CPA5, 1ST DOWN ALCOA (Paul
                   Adams).
      A 1-G  C05   Jaquez Tyson rush for 4 yards to the CPA1 (Jay Hockaday).
      A 2-G  C01   Jaquez Tyson rush for 1 yard to the CPA0, TOUCHDOWN, clock 08:33.
                   Austin Wallace kick attempt failed (blocked) (blocked by Jay Hockaday).

                              ==================================
                              CHRIST PRESBYTERIAN 7, ALCOA HS 13
                              ==================================

--------------- 4 plays, 17 yards, TOP 01:22 ---------------

                   Austin Wallace kickoff 39 yards to the CPA21, JR Osborn return 2 yards
                   to the CPA23, Thomas Richard for 8 yards to the CPA31 (Caleb Woody).
  C 1-10 C31   CHRIST PRESBYTERIAN drive start at 08:33, CPA ball on CPA31.
  C 1-10 C31   Chance Meier rush for loss of 1 yard to the CPA30 (Zac Wright;Jonathan
               Decker).
  C 2-11 C30   Zack Weatherly pass incomplete to Jackson Krodel.
  C 3-11 C30   Zack Weatherly pass incomplete to Thomas Richard (Caleb Woody).
  C 4-11 C30   JR Osborn punt 67 yards to the ALCOA3, downed.
--------------- 3 plays, minus 1 yards, TOP 00:56 ---------------

      A 1-10 A03   ALCOA HS drive start at 07:37.
      A 1-10 A03   Jaquez Tyson rush for 6 yards to the ALCOA9 (Houston Nichols).
      A 2-4  A09   Jaquez Tyson rush for 14 yards to the ALCOA23, 1ST DOWN ALCOA
                   (Thomas Richard).
      A 1-10 A23   Malik Love rush for 2 yards to the ALCOA25 (Will Whitaker;Jay Hockaday).
      A 2-8  A25   Jaquez Tyson rush for 4 yards to the ALCOA29 (Houston Nichols).
      A 3-4  A29   Jaquez Tyson rush for 12 yards to the ALCOA41, 1ST DOWN ALCOA
                   (Sam Johnson).
      A 1-10 A41   Peyton Wall rush for 4 yards to the ALCOA45 (Jay Hockaday).
      A 2-6  A45   Jaquez Tyson rush for 5 yards to the 50 yardline (Will Whitaker).
      A 3-1  A50   Jaquez Tyson rush for 4 yards to the CPA46, 1ST DOWN ALCOA (Mac
                   Keck).
      A 1-10 C46   Jaquez Tyson rush for 5 yards to the CPA41 (Hunter Cross).
      A 2-5  C41   Peyton Wall rush for 6 yards to the CPA35, 1ST DOWN ALCOA (Xander
                   Isaacs).
      A 1-10 C35   Timeout Christ Presbyterian, clock 02:35.
      A 1-10 C35   Jaquez Tyson rush for 4 yards to the CPA31 (Paul Adams;Parker Howell).
      A 2-6  C31   Malik Love rush for no gain to the CPA31 (Mac Keck).

      A 3-6  C31   Timeout Alcoa HS, clock 01:50.
      A 3-6  C31   Jaquez Tyson rush for 2 yards to the CPA29 (Paul Adams).
      A 4-4  C29   Timeout Christ Presbyterian, clock 01:43.
      A 4-4  C29   Peyton Wall pass complete to Jaquez Tyson for 10 yards to the CPA19,
                   1ST DOWN ALCOA (Hunter Cross).
```

A 1-10 C19 Jaquez Tyson rush for 15 yards to the CPA4, **1ST DOWN ALCOA** (Andrew Manuel).
A 1-G C04 Jaquez Tyson rush for 3 yards to the CPA1 (Will Whitaker).
A 2-G C01 Jaquez Tyson rush for 1 yard to the CPA0, TOUCHDOWN, clock 00:37.
A 1-G C03 Timeout Alcoa HS, clock 00:37.
Peyton Wall pass attempt failed.

==========
CHRIST PRESBYTERIAN 7, ALCOA HS 19
==========

---------- 17 plays, 97 yards, TOP 07:00 ----------

Austin Wallace kickoff 35 yards to the CPA25, Thomas Richard return 3 yards to the CPA28.
C 1-10 C28 CHRIST PRESBYTERIAN drive start at 00:37.
C 1-10 C28 Chance Meier rush for 3 yards to the CPA31 (Keller Maples).
C 2-7 C31 Zack Weatherly pass incomplete to Joseph Richard, *PENALTY ALCOA roughing passer 15 yards to the CPA46,* ***1ST DOWN CPA***, NO PLAY.
C 1-10 C46 Zack Weatherly pass incomplete to Thomas Richard (Brenden Teeter).
C 2-10 C46 End of half, clock 00:00.

========END OF 2nd QUARTER========
CHRIST PRESBYTERIAN 7, ALCOA HS 19
==========

Play-by-Play Summary (3rd quarter)

```
  C 2-10 C46   Start of 3rd quarter, clock 12:00.
--------------- 2 plays, 18 yards, TOP 00:37 ---------------

               JR Osborn kickoff 50 yards to the ALCOA4, Malik Love return 22 yards to the
               ALCOA26 (Mac Keck).
      A 1-10 A26   ALCOA HS drive start at 12:00.
      A 1-10 A26   Jaquez Tyson rush for 9 yards to the ALCOA35 (Jay Hockaday).
      A 2-1  A35   Jaquez Tyson rush for 11 yards to the ALCOA46, 1ST DOWN ALCOA
                   (Jay Hockaday).
      A 1-10 A46   Jaquez Tyson rush for 9 yards to the CPA45 (Chance Meier).
      A 2-1  C45   Peyton Wall rush for 2 yards to the CPA43, 1ST DOWN ALCOA (Hunter
                   Cross).
      A 1-10 C43   Jaquez Tyson rush for 2 yards to the CPA41 (Sam Johnson).
      A 2-8  C41   Jaquez Tyson rush for 2 yards to the CPA39 (Cole Smith).
      A 3-6  C39   Jaquez Tyson rush for 18 yards to the CPA21, 1ST DOWN ALCOA,
                   out-of-bounds (Andrew Manuel).
      A 1-10 C21   Jaquez Tyson rush for 2 yards to the CPA19 (Jay Hockaday).
      A 2-8  C19   Jaquez Tyson rush for no gain to the CPA19 (Joe Trice), PENALTY ALCOA
                   holding 10 yards to the CPA29, NO PLAY.
      A 2-18 C29   Malik Love rush for 4 yards to the CPA25 (Sam Johnson).
      A 3-14 C25   Timeout Christ Presbyterian, clock 07:15.
      A 3-14 C25   Peyton Wall rush for 11 yards to the CPA14 (Mac Keck).
      A 4-3  C14   Jaquez Tyson rush for no gain to the CPA14 (Houston Nichols).
--------------- 11 plays, 60 yards, TOP 05:33 ---------------

  C 1-10 C14   CHRIST PRESBYTERIAN drive start at 06:27.
  C 1-10 C14   Max Pressley rush for 7 yards to the CPA21 (Jonathan Decker).
  C 2-3  C21   Zack Weatherly pass complete to JR Osborn for 1 yard to the CPA22 (J.
               McLaughlin).
  C 3-2  C22   Jay Hockaday rush for 3 yards to the CPA25, fumble forced by Jonathan
               Decker, fumble by Jay Hockaday recovered by ALCOA Jake Warwick at CPA25.
--------------- 3 plays, 11 yards, TOP 01:23 ---------------

      A 1-10 C25   ALCOA HS drive start at 05:04.
      A 1-10 C25   Jaquez Tyson rush for 13 yards to the CPA12, fumble forced by Sam
                   Johnson, fumble by Jaquez Tyson recovered by CPA Andrew Manuel at CPA13.
--------------- 1 plays, 12 yards, TOP 00:08 ---------------

  C 1-10 C13   CHRIST PRESBYTERIAN drive start at 04:56.
  C 1-10 C13   Zack Weatherly pass incomplete to Joe Trice.
  C 2-10 C13   Zack Weatherly pass complete to Joe Trice for 2 yards to the CPA15 (Brenden
               Teeter).
  C 3-8  C15   Zack Weatherly pass complete to JR Osborn for 8 yards to the CPA23, 1ST
               DOWN CPA (J. McLaughlin).
  C 1-10 C23   Zack Weatherly pass complete to JR Osborn for 7 yards to the CPA30 (Dustin
               Clabough).
  C 2-3  C30   Zack Weatherly pass complete to JR Osborn for 1 yard to the CPA31 (Dustin
               Clabough).
  C 3-2  C31   Jay Hockaday rush for no gain to the CPA31 (Dustin Clabough).
  C 4-2  C31   Jay Hockaday rush for 4 yards to the CPA35, 1ST DOWN CPA (C.
               Burchfield;Braylon Young).
  C 1-10 C35   Jay Hockaday rush for 4 yards to the CPA39, fumble forced by C. Burchfield,
               fumble by Jay Hockaday recovered by CPA Sam Johnson at CPA40.
  C 2-5  C40   Zack Weatherly pass incomplete to JR Osborn.
  C 3-5  C40   Zack Weatherly pass incomplete to Thomas Richard.
  C 4-5  C40   JR Osborn punt 59 yards to the ALCOA1, downed.
--------------- 10 plays, 27 yards, TOP 03:09 ---------------

      A 1-10 A01   ALCOA HS drive start at 01:47.
      A 1-10 A01   Jaquez Tyson rush for 3 yards to the ALCOA4 (Sam Johnson).
      A 2-7  A04   Jaquez Tyson rush for 2 yards to the ALCOA6 (Paul Adams).
```

A 3-5	A06	Jaquez Tyson rush for 3 yards to the ALCOA9 (Jay Hockaday).
A 4-2	A09	Timeout Christ Presbyterian, clock 00:03.
A 4-2	A09	Peyton Wall punt 31 yards to the ALCOA40, downed, *PENALTY CPA illegal participation 15 yards to the ALCOA24,* ***1ST DOWN ALCOA***, NO PLAY.
A 1-10	A24	Jaquez Tyson rush for 3 yards to the ALCOA27 (Mac Keck;Jay Hockaday).

========END OF 3rd QUARTER========
CHRIST PRESBYTERIAN 7, ALCOA HS 19
==========

Play-by-Play Summary (4th quarter)

A 2-7 A27 Start of 4th quarter, clock 12:00.
A 2-7 A27 Jaquez Tyson rush for 2 yards to the ALCOA29 (Hunter Cross).
A 3-5 A29 Malik Love rush for 5 yards to the ALCOA34 (Jay Hockaday), *PENALTY ALCOA illegal block 19 yards to the ALCOA15*, *PENALTY CPA personal foul 15 yards to the ALCOA30*.
A 3-4 A30 3rd and 4.
A 3-4 A30 Jaquez Tyson rush for 3 yards to the ALCOA33 (Sam Johnson).
A 4-1 A33 Jaquez Tyson rush for 4 yards to the ALCOA37, **1ST DOWN ALCOA** (Thomas Richard).
A 1-10 A37 Timeout Alcoa HS, clock 10:00.
A 1-10 A37 Jaquez Tyson rush for 8 yards to the ALCOA45 (Joe Trice).
A 2-2 A45 Peyton Wall rush for 6 yards to the CPA49, **1ST DOWN ALCOA** (Joe Trice).
A 1-10 C49 Jaquez Tyson rush for 9 yards to the CPA40 (Hunter Cross;Paul Adams).
A 2-1 C40 Jaquez Tyson rush for 10 yards to the CPA30, **1ST DOWN ALCOA** (Jay Hockaday).
A 1-10 C30 Jaquez Tyson rush for 2 yards to the CPA28 (Xander Isaacs), *PENALTY CPA face mask 13 yards to the CPA15, **1ST DOWN ALCOA***.
A 1-10 C15 Peyton Wall rush for 4 yards to the CPA11 (Hunter Cross).
A 2-6 C11 Jaquez Tyson rush for 10 yards to the CPA1, **1ST DOWN ALCOA** (Houston Nichols;Sam Johnson).
A 1-G C01 1st and 1.
A 1-G C01 Jaquez Tyson rush for 1 yard to the CPA0, TOUCHDOWN, clock 06:03. Dylan Pratt rush attempt failed.

==========
CHRIST PRESBYTERIAN 7, ALCOA HS 25
==========

---------- 16 plays, 99 yards, TOP 07:44 ----------

Austin Wallace kickoff 51 yards to the CPA9, JR Osborn return 45 yards to the ALCOA46 (Austin Wallace).
C 1-10 A46 CHRIST PRESBYTERIAN drive start at 06:03.
C 1-10 A46 Zack Weatherly rush for loss of 4 yards to the 50 yardline (Caleb Woody).
C 2-14 C50 Zack Weatherly pass complete to Thomas Richard for 9 yards to the ALCOA41 (Brenden Teeter).
C 3-5 A41 Chance Meier rush for 19 yards to the ALCOA22, **1ST DOWN CPA** (Braxton Dockery).
C 1-10 A22 Zack Weatherly pass incomplete to Thomas Richard.
C 2-10 A22 Zack Weatherly rush for 13 yards to the ALCOA9, **1ST DOWN CPA** (Keller Maples).
C 1-G A09 Max Pressley rush for 2 yards to the ALCOA7 (Zac Wright;Braylon Young).
C 2-G A07 Zack Weatherly pass incomplete to Thomas Richard.
C 3-G A07 Zack Weatherly pass incomplete.
C 4-G A07 Zack Weatherly pass incomplete to Thomas Richard (J. McLaughlin).
---------- 9 plays, 39 yards, TOP 02:01 ----------

A 1-10 A07 ALCOA HS drive start at 04:02.
A 1-10 A07 Jaquez Tyson rush for 1 yard to the ALCOA8 (Chance Meier).
A 2-9 A08 Jaquez Tyson rush for 5 yards to the ALCOA13 (Houston Nichols).
A 3-4 A13 Mi. McClurg rush for loss of 2 yards to the ALCOA11 (Paul Adams).
A 4-6 A11 Timeout Christ Presbyterian, clock 02:26.
A 4-6 A11 Kullen Wells punt 30 yards to the ALCOA41, downed.
---------- 3 plays, 4 yards, TOP 01:49 ----------

C 1-10 A41 CHRIST PRESBYTERIAN drive start at 02:13.
C 1-10 A41 Zack Weatherly pass incomplete to Thomas Richard.
C 2-10 A41 Zack Weatherly pass incomplete to Joseph Richard (J. McLaughlin).
C 3-10 A41 Zack Weatherly sacked for loss of 11 yards to the CPA48 (Braylon Young;Zac Wright).

```
  C 4-21 C48   Zack Weatherly rush for 4 yards to the ALCOA48, out-of-bounds (Jake
               Warwick).
--------------- 4 plays, minus 7 yards, TOP 01:09 ---------------

      A 1-10 A48   ALCOA HS drive start at 01:04.
      A 1-10 A48   TEAM rush for loss of 3 yards to the ALCOA45.
      A 2-13 A45   TEAM rush for loss of 3 yards to the ALCOA42.
      A 3-16 A42   End of game, clock 00:00.
--------------- 2 plays, minus 6 yards, TOP 01:04 ---------------

                                ============FINAL SCORE===========
                                CHRIST PRESBYTERIAN 7, ALCOA HS 25
                                ==================================
```

2012 Class 3A Football Playoffs

November 2 - November 30, 2012

First Round

#1 Elizabethton (8-2) 42
Game 101 Fri. Nov. 2 7 PM
#8 Johnson Co. (4-6) 13

#4 Gatlinburg-Pittman (6-4) 48
Game 102 Fri. Nov. 2 7 PM
#5 Chuckey-Doak (6-4) 21

#3 Cumberland Gap (7-3) 12
Game 103 Fri. Nov. 2 7 PM
#6 West Greene (5-5) 17

#7 Unicoi Co. (5-5) 0
Game 104 Fri. Nov. 2 7 PM
#2 Sullivan North (9-1) 34

#1 Alcoa (9-1) 28
Game 105 Fri. Nov. 2 7 PM
#8 McMinn Central (5-5) 18

#4 Sweetwater (7-3) 21
Game 106 Fri. Nov. 2 7 PM
#5 Tyner (8-2) 20

#3 CAK (9-1) 56
Game 107 Fri. Nov. 2 7 PM
#6 Loudon (6-4) 21

#7 Kingston (6-4) 49
Game 108 Fri. Nov. 2 7 PM
#2 Polk Co. (7-3) 14

#1 Cheatham Co. (10-0) 69
Game 109 Fri. Nov. 2 7 PM
#8 Grundy Co. (5-5) 30

#4 Smith Co. (8-2) 14
Game 110 Fri. Nov. 2 7 PM
#5 Fairview (7-3) 29

#3 Westmoreland (8-2) 35
Game 111 Fri. Nov. 2 7 PM
#6 York Institute (7-3) 7

#7 Goodpasture (5-5) 31
Game 112 Fri. Nov. 2 7 PM
#2 CPA (10-0) 62

#1 South Gibson (10-0) 14
Game 113 Fri. Nov. 2 7 PM
#8 East Hickman (4-6) 18

#4 Hickman Co. (6-4) 35
Game 114 Fri. Nov. 2 7 PM
#5 Lewis Co. (6-4) 34

#3 Milan (8-2) 44
Game 115 Fri. Nov. 2 7 PM
#6 Manassas (6-4) 6

#7 Jackson Central-Merry (5-5) 13
Game 116 Fri. Nov. 2 7 PM
#2 Camden (8-2) 35

Second Round

Elizabethton 38
Game 201 Fri. Nov. 9 7 PM
Gatlinburg-Pittman 0

West Greene 7
Game 202 Fri. Nov. 9 7 PM
Sullivan North 35

Alcoa 49
Game 203 Fri. Nov. 9 7 PM
Sweetwater 14

CAK 23
Game 204 Fri. Nov. 9 7 PM
Kingston 7

Cheatham Co. 36
Game 205 Fri. Nov. 9 7 PM
Fairview 21

Westmoreland 14
Game 206 Fri. Nov. 9 7 PM
CPA 37

East Hickman 7
Game 207 Fri. Nov. 9 7 PM
Hickman Co. 13

Milan 39
Game 208 Fri. Nov. 9 7 PM
Camden 14

Quarterfinals

Elizabethton 41
Game 301 Fri. Nov. 16 7 PM
Sullivan North 38

Alcoa 36
Game 302 Fri. Nov. 16 7 PM
CAK 38

Cheatham Co. 21
Game 303 Fri. Nov. 16 7 PM
CPA 37

Hickman Co. 6
Game 304 Fri. Nov. 16 7 PM
Milan 35

Semifinals

Elizabethton 34
Game 401 Fri. Nov. 23 7 PM
CAK 44

CPA 8
Game 402 Fri. Nov. 23 7 PM
Milan 16

Championship

CAK 48
Game 501 Fri. Nov. 30 3:30 PM BlueCross Bowl @ TN Tech
Milan 14

CAK
STATE CHAMPION

Notes:

2011 Class 3A Football Playoffs

November 4 - December 2, 2011

Notes:

2010 Class 3A Football Playoffs

November 5 - December 3, 2010

First Round

#1 Happy Valley (7-2) 28
Game 101 Fri. Nov. 5 7 PM
#8 South Greene (6-4) 21

#4 Gatlinburg-Pittman (7-3) 27
Game 102 Fri. Nov. 5 7 PM
#5 Sullivan North (7-3) 15

#3 Chuckey-Doak (7-3) 14
Game 103 Fri. Nov. 5 7 PM
#6 Elizabethton (6-4) 30

#7 Austin-East (6-4) 28
Game 104 Fri. Nov. 5 7 PM
#2 West Greene (7-3) 21

#1 Alcoa (10-0) 49
Game 105 Fri. Nov. 5 7 PM
#8 Sweetwater (5-5) 0

#4 Loudon (8-2) 28
Game 106 Fri. Nov. 5 7 PM
#5 Howard (8-2) 22

#3 Polk Co. (9-1) 18
Game 107 Fri. Nov. 5 7 PM
#6 Tyner (8-2) 13

#7 Kingston (6-4) 6
Game 108 Fri. Nov. 5 7 PM
#2 CAK (9-1) 34

#1 Goodpasture (9-1) 20
Game 109 Fri. Nov. 5 7 PM
#8 CPA (5-5) 6

#4 Bledsoe Co. (7-3) 34
Game 110 Fri. Nov. 5 7 PM
#5 Sequatchie Co. (7-3) 35

#3 Pearl Cohn (7-3) 32
Game 111 Fri. Nov. 5 7 PM
#6 Grundy Co. (6-4) 13

#7 East Literature (6-4) 27
Game 112 Fri. Nov. 5 7 PM
#2 Smith Co. (9-1) 29

#1 Camden (10-0) 35
Game 113 Fri. Nov. 5 7 PM
#8 Manassas (4-6) 14

#4 Oakhaven (8-2) 6
Game 114 Fri. Nov. 5 7 PM
#5 Westview (7-3) 41

#3 Fairview (9-1) 35
Game 115 Fri. Nov. 5 7 PM
#6 Stewart Co. (5-5) 21

#7 Lewis Co. (4-6) 7
Game 116 Fri. Nov. 5 7 PM
#2 Milan (9-1) 40

Second Round

Happy Valley 27
Game 201 Fri. Nov. 12 7 PM
Gatlinburg-Pittman 33

Elizabethton 14
Game 202 Fri. Nov. 12 7 PM
Austin-East 13

Alcoa 42
Game 203 Fri. Nov. 12 7 PM
Loudon 17

Polk Co. 21
Game 204 Fri. Nov. 12 7 PM
CAK 28

Goodpasture 54
Game 205 Fri. Nov. 12 7 PM
Sequatchie Co. 17

Pearl Cohn 40
Game 206 Fri. Nov. 12 7 PM
Smith Co. 0

Camden 21
Game 207 Fri. Nov. 12 7 PM
Westview 7

Fairview 20
Game 208 Fri. Nov. 12 7 PM
Milan 38

Quarterfinals

Gatlinburg-Pittman 28
Game 301 Fri. Nov. 19 7 PM
Elizabethton 32

Alcoa 14
Game 302 Fri. Nov. 19 7 PM
CAK 3

Goodpasture 28
Game 303 Fri. Nov. 19 7 PM
Pearl Cohn 21

Camden 6
Game 304 Fri. Nov. 19 7 PM
Milan 10

Semifinals

Elizabethton 20
Game 401 Fri. Nov. 26 7 PM
Alcoa 55

Goodpasture 35
Game 402 Fri. Nov. 26 7 PM
Milan 27

Championship

Alcoa 56
Game 501 Fri. Dec. 3 3:30 PM BlueCross Bowl @ TN Tech
Goodpasture 14

Alcoa
STATE CHAMPION

Notes:

2008 Class 2A Football Playoffs

November 7 - December 5, 2008

First Round

#1-R2#2	Alcoa (9-1)	68	**Game 2101** Fri. Nov. 7 7 PM
#8-WC	Cumberland Gap (7-3)	0	
#4-R1#2	Gatlinburg-Pittman (9-1)	14	**Game 2102** Fri. Nov. 7 7 PM
#5-R2#3	CAK (6-4)	25	
#3-R2#2	Loudon (6-4)	43	**Game 2103** Fri. Nov. 7 7 PM
#6-R1#3	South Greene (6-4)	6	
#7-WC	West Greene (5-5)	7	**Game 2104** Fri. Nov. 7 7 PM
#2-R1#1	Happy Valley (6-3)	20	
#1-R3#1	Boyd Buchanan (8-2)	30	**Game 2105** Fri. Nov. 7 7 PM
#8-R5#3	DCA (3-7)	7	
#4-R4#2	Westmoreland (9-1)	21	**Game 2106** Fri. Nov. 7 7 PM
#5-R3#3	Tyner (7-3)	20	
#3-R3#2	Marion Co. (8-2)	21	**Game 2107** Fri. Nov. 7 7 PM
#6-R4#3	York Institute (7-3)	12	
#7-WC	Sequatchie Co. (6-4)	0	**Game 2108** Fri. Nov. 7 7 PM
#2-R4#1	Smith Co. (8-2)	45	
#1-R6#1	Lewis Co. (10-0)	41	**Game 2109** Fri. Nov. 7 7 PM
#8-WC	Waverly (5-5)	0	
#4-R7#2	Stewart Co. (8-2)	22	**Game 2110** Fri. Nov. 7 7 PM
#5-R5#2	Goodpasture (6-4)	49	
#3-R5#1	CPA (7-3)	47	**Game 2111** Fri. Nov. 7 7 PM
#6-R6#2	Hickman Co. (8-2)	19	
#7-R6#3	Fairview (7-3)	20	**Game 2112** Fri. Nov. 7 7 PM
#2-R7#1	Camden (9-1)	13	
#1-R8#1	Milan (10-0)	48	**Game 2113** Fri. Nov. 7 7 PM
#8-R9#3	Booker T. Washington (2-8)	12	
#4-R9#2	Oakhaven (6-4)	20	**Game 2114** Fri. Nov. 7 7 PM
#5-R8#3	Westview (6-4)	38	
#3-R8#2	USJ (9-1)	38	**Game 2115** Fri. Nov. 7 7 PM
#6-R7#3	Huntingdon (5-5)	63	
#7-WC	Jackson Christian (5-5)	35	**Game 2116** Fri. Nov. 7 7 PM
#2-R9#1	Memphis Carver (4-6)	14	

Second Round

Alcoa	28	**Game 2201** Fri. Nov. 14 7 PM
CAK	14	
Loudon	21	**Game 2202** Fri. Nov. 14 7 PM
Happy Valley	14	
Boyd Buchanan	34	**Game 2203** Fri. Nov. 14 7 PM
Westmoreland	0	
Marion Co.	18	**Game 2204** Fri. Nov. 14 7 PM
Smith Co.	13	
Lewis Co.	21	**Game 2205** Fri. Nov. 14 7 PM
Goodpasture	28	
CPA	14	**Game 2206** Fri. Nov. 14 7 PM
Fairview	7	
Milan	17	**Game 2207** Fri. Nov. 14 7 PM
Westview	14	
Huntingdon	14	**Game 2208** Fri. Nov. 14 7 PM
Jackson Christian	21	

Quarterfinals

Alcoa	34	**Game 2301** Fri. Nov. 21 7 PM
Loudon	0	
Boyd Buchanan	6	**Game 2302** Fri. Nov. 21 7 PM
Marion Co.	7	
Goodpasture	35	**Game 2301** Fri. Nov. 21 7 PM
CPA	21	
Milan	51	**Game 2302** Fri. Nov. 21 7 PM
Jackson Christian	28	

Semifinals

Alcoa	30	**Game 2401** Fri. Nov. 28 7 PM
Marion Co.	14	
Goodpasture	7	**Game 2402** Fri. Nov. 28 7 PM
Milan	28	

Championship

Alcoa	28	**Game 2501** Fri. Dec. 5 7 PM BlueCross Bowl @ MTSU
Milan	14	

Alcoa

STATE CHAMPION

Notes:

2007 Class 2A Football Playoffs

November 9 - December 7, 2007

First Round

#1-R2#1	Alcoa (9-1)	49
Game 101 Fri. Nov. 9 7 PM		
#8-WC	Sweetwater (5-5)	0
#4-R2#2	CAK (8-2)	23
Game 102 Fri. Nov. 9 7 PM		
#5-R2#3	Loudon (8-2)	0
#3-R1#2	Cumberland Gap (9-1)	38
Game 103 Fri. Nov. 9 7 PM		
#6-R1#3	Happy Valley (4-6)	14
#2-R1#1	Gatlinburg-Pittman (9-1)	30
Game 104 Fri. Nov. 9 7 PM		
#7-WC	Rockwood (6-4)	14
#1-R4#1	York Institute (10-0)	24
Game 105 Fri. Nov. 9 7 PM		
#8-WC	Marion Co. (5-5)	6
#4-R4#2	Smith Co. (9-1)	21
Game 106 Fri. Nov. 9 7 PM		
#5-R3#2	Boyd Buchanan (4-6)	17
#3-R3#1	Tyner (6-4)	26
Game 107 Fri. Nov. 9 7 PM		
#6-R4#3	Westmoreland (6-4)	13
#2-R5#1	DCA (9-1)	19
Game 108 Fri. Nov. 9 7 PM		
#7-R3#3	Bledsoe Co. (4-6)	8
#1-R6#1	Lewis Co. (10-0)	42
Game 109 Fri. Nov. 9 7 PM		
#8-WC	Richland (6-4)	6
#4-R6#2	Hickman Co. (9-1)	51
Game 110 Fri. Nov. 9 7 PM		
#5-R7#3	Stewart Co. (7-3)	20
#3-R5#2	Goodpasture (9-1)	47
Game 111 Fri. Nov. 9 7 PM		
#6-R5#3	CPA (6-4)	41
#2-R7#1	Camden (7-3)	14
Game 112 Fri. Nov. 9 7 PM		
#7-R6#3	Fairview (4-6)	0
#1-R8#1	Milan (9-1)	23
Game 113 Fri. Nov. 9 7 PM		
#8-WC	Jackson Christian (7-3)	0
#4-R7#2	Huntingdon (7-3)	41
Game 114 Fri. Nov. 9 7 PM		
#5-R9#2	Westwood (3-7)	14
#3-R8#2	Westview (9-1)	22
Game 115 Fri. Nov. 9 7 PM		
#6-R8#3	Peabody (7-3)	24
#2-R9#1	Memphis Carver (4-6)	32
Game 116 Fri. Nov. 9 7 PM		
#7-R9#3	Booker T. Washington (3-7)	0

Second Round

Alcoa	56	**Game 201** Fri. Nov. 16 7 PM
CAK	21	
Cumberland Gap	24	**Game 202** Fri. Nov. 16 7 PM
Gatlinburg-Pittman	30	
York Institute	28	**Game 203** Fri. Nov. 16 7 PM
Smith Co.	14	
Tyner	14	**Game 204** Fri. Nov. 16 7 PM
DCA	42	
Lewis Co.	14	**Game 205** Fri. Nov. 16 7 PM
Hickman Co.	21	
Goodpasture	26	**Game 206** Fri. Nov. 16 7 PM
Camden	24	
Milan	17	**Game 207** Fri. Nov. 16 7 PM
Huntingdon	0	
Peabody	34	**Game 208** Fri. Nov. 16 7 PM
Memphis Carver	14	

Quarterfinals

Alcoa	59	**Game 301** Fri. Nov. 23 7 PM
Gatlinburg-Pittman	36	
York Institute	12	**Game 302** Fri. Nov. 23 7 PM
DCA	34	
Hickman Co.	12	**Game 303** Fri. Nov. 23 7 PM
Goodpasture	35	
Milan	35	**Game 304** Fri. Nov. 23 7 PM
Peabody	40	

Semifinals

Alcoa	38	**Game 401** Fri. Nov. 30 7 PM
DCA	0	
Goodpasture	42	**Game 402** Fri. Nov. 30 7 PM
Peabody	7	

Championship

Alcoa	35	**Game 501** Fri. Dec. 7 7 PM BlueCross Bowl @ MTSU
Goodpasture	3	

Alcoa

STATE CHAMPION

Notes:

2006 Class 2A Football Playoffs

November 3 - December 1, 2006

First Round

R1 #1	Gatlinburg-Pittman (10-0)	28
	Game 101 Fri. Nov. 3 7 PM	
R2 #4	Sweetwater (7-3)	44
R2 #2	Loudon (8-2)	47
	Game 102 Fri. Nov. 3 7 PM	
R1 #3	Happy Valley (4-6)	7
R1 #2	South Greene (6-4)	0
	Game 103 Fri. Nov. 3 7 PM	
R2 #3	CAK (7-3)	9
R1 #4	Cumberland Gap (4-6)	0
	Game 104 Fri. Nov. 3 7 PM	
R2 #1	Alcoa (8-2)	67
R3 #1	Boyd Buchanan (3-7)	57
	Game 105 Fri. Nov. 3 7 PM	
R4 #4	Upperman (5-5)	27
R4 #2	Smith Co. (8-2)	49
	Game 106 Fri. Nov. 3 7 PM	
R3 #3	Bledsoe Co. (5-5)	7
R3 #2	Tyner (6-4)	8
	Game 107 Fri. Nov. 3 7 PM	
R4 #3	York Institute (7-3)	15
R3 #4	Marion Co. (4-6)	7
	Game 108 Fri. Nov. 3 7 PM	
R4 #1	Westmoreland (8-2)	36
R5 #1	Goodpasture (10-0)	49
	Game 109 Fri. Nov. 3 7 PM	
R6 #4	Adamsville (4-6)	18
R6 #2	Lewis Co. (9-1)	8
	Game 110 Fri. Nov. 3 7 PM	
R5 #3	Fairview (8-2)	7
R5 #2	CPA (8-2)	42
	Game 111 Fri. Nov. 3 7 PM	
R6 #3	Waverly (7-3)	7
R5 #4	DCA (6-4)	10
	Game 112 Fri. Nov. 3 7 PM	
R6 #1	Camden (9-1)	41
R7 #1	Humboldt (8-2)	55
	Game 113 Fri. Nov. 3 7 PM	
R8 #4	Westwood (3-7)	20
R8 #2	Memphis Carver (5-5)	6
	Game 114 Fri. Nov. 3 7 PM	
R7 #3	Westview (7-3)	21
R7 #2	Milan (5-5)	41
	Game 115 Fri. Nov. 3 7 PM	
R8 #3	Treadwell (3-7)	0
R7 #4	Peabody (7-3)	27
	Game 116 Fri. Nov. 3 7 PM	
R8 #1	Booker T. Washington (9-1)	12

Second Round

Sweetwater	38	**Game 201** Fri. Nov. 10 7 PM
Loudon	14	
CAK	7	**Game 202** Fri. Nov. 10 7 PM
Alcoa	50	
Boyd Buchanan	21	**Game 203** Fri. Nov. 10 7 PM
Smith Co.	28	
York Institute	28	**Game 204** Fri. Nov. 10 7 PM
Westmoreland	31	
Goodpasture	48	**Game 205** Fri. Nov. 10 7 PM
Lewis Co.	0	
CPA	57	**Game 206** Fri. Nov. 10 7 PM
Camden	28	
Humboldt	14	**Game 207** Fri. Nov. 10 7 PM
Westview	12	
Milan	15	**Game 208** Fri. Nov. 10 7 PM
Peabody	14	

Quarterfinals

Sweetwater	0	**Game 301** Fri. Nov. 17 7 PM
Alcoa	38	
Smith Co.	26	**Game 302** Fri. Nov. 17 7 PM
Westmoreland	21	
Goodpasture	20	**Game 303** Fri. Nov. 17 7 PM
CPA	7	
Humboldt	13	**Game 304** Fri. Nov. 17 7 PM
Milan	14	

Semifinals

Alcoa	42	**Game 401** Fri. Nov. 24 7 PM
Smith Co.	14	
Goodpasture	34	**Game 402** Fri. Nov. 24 7 PM
Milan	21	

Championship

Alcoa	31	**Game 501** Fri. Dec. 1 7 PM BlueCross Bowl @ MTSU
Goodpasture	3	

Alcoa

STATE CHAMPION

Notes:

2004 Class 1A Football Playoffs

November 5 - December 4, 2004

First Round			Second Round		Quarterfinals		Semifinals		Championship		
R1 #1	Cloudland (6-4)	0									
	Game 101 Fri. Nov. 5 7 PM		Oneida	6							
R2 #4	Oneida (7-3)	23									
			Game 201 Fri. Nov. 12 7 PM		Greenback	27					
R2 #2	Greenback (7-3)	36									
	Game 102 Fri. Nov. 5 7 PM		Greenback	35							
R1 #3	North Greene (4-6)	6									
					Game 301 Fri. Nov. 19 7 PM		Coalfield	13			
R1 #2	Unaka (9-1)	7									
	Game 103 Fri. Nov. 5 7 PM		Coalfield	35							
R2 #3	Coalfield (7-3)	35									
			Game 202 Fri. Nov. 12 7 PM		Coalfield	35					
R1 #4	Jellico (1-9)	0									
	Game 104 Fri. Nov. 5 7 PM		Midway	14					Boyd Buchanan	24	
R2 #1	Midway (9-1)	51									
							Game 401 Fri. Nov. 26 7 PM				
R3 #1	Boyd Buchanan (9-1)	42									
	Game 105 Fri. Nov. 5 7 PM		Boyd Buchanan	41							
R4 #4	Watertown (6-4)	7									
			Game 203 Fri. Nov. 12 7 PM		Boyd Buchanan	49					
R4 #2	Monterey (8-2)	7									
	Game 106 Fri. Nov. 5 7 PM		Whitwell	8							
R3 #3	Whitwell (4-6)	20									
					Game 302 Fri. Nov. 19 7 PM						
R3 #2	South Pittsburg (3-6)	12					Boyd Buchanan	38			
	Game 107 Fri. Nov. 5 7 PM		Gordonsville	6							
R4 #3	Gordonsville (5-5)	27									
			Game 204 Fri. Nov. 12 7 PM		Friendship Christian	21					
R3 #4	Copper Basin (3-7)	7									
	Game 108 Fri. Nov. 5 7 PM		Friendship Christian	42							
R4 #1	Friendship Christian (9-1)	49									
									OT **Game 501** Fri. Dec. 3 3:30 PM BlueCross Bowl @ MTSU		**DCA** STATE CHAMPION
R5 #1	DCA (10-0)	42									
	Game 109 Fri. Nov. 5 7 PM		DCA	38							
R6 #4	Cascade (7-3)	7									
			Game 205 Fri. Nov. 12 7 PM		DCA	42					
R6 #2	Wayne Co. (9-1)	20									
	Game 110 Fri. Nov. 5 7 PM		Wayne Co.	16							
R5 #3	Davidson Academy (7-3)	14									
					Game 303 Fri. Nov. 19 7 PM		DCA	33			
R5 #2	CPA (8-2)	40									
	Game 111 Fri. Nov. 5 7 PM		CPA	14							
R6 #3	Huntland (8-2)	10									
			Game 206 Fri. Nov. 12 7 PM		Mt. Pleasant	7					
R5 #4	FRA (5-5)	14									
	Game 112 Fri. Nov. 5 7 PM		Mt. Pleasant	21							
R6 #1	Mt. Pleasant (10-0)	35									
							Game 402 Fri. Nov. 26 7 PM				
R7 #1	USJ (10-0)	42									
	Game 113 Fri. Nov. 5 7 PM		USJ	35					DCA	31	
R8 #4	Gleason (2-8)	14									
			Game 207 Fri. Nov. 12 7 PM		USJ	20					
R8 #2	Lake Co. (8-2)	24									
	Game 114 Fri. Nov. 5 7 PM		Fayette Academy	6							
R7 #3	Fayette Academy (4-6)	36									
					Game 304 Fri. Nov. 19 7 PM		USJ	0			
R7 #2	Jackson Christian (8-2)	42									
	Game 115 Fri. Nov. 5 7 PM		Jackson Christian	18							
R8 #3	Hollow Rock-Bruceton (5-5)	14									
			Game 208 Fri. Nov. 12 7 PM		Jackson Christian	17					
R7 #4	Perry Co. (5-5)	13									
	Game 116 Fri. Nov. 5 7 PM		West Carroll	14							
R8 #1	West Carroll (9-1)	38									

Notes:

2003 Class 1A Football Playoffs

November 7 - December 5, 2003

First Round

R1 #1	Cloudland (10-0)	30
	Game 101 Fri. Nov. 7 7 PM	
R2 #4	CAK (5-5)	31
R2 #2	Midway (6-4)	48
	Game 102 Fri. Nov. 7 7 PM	
R1 #3	Unaka (5-4)	13
R1 #2	North Greene (4-5)	12
	Game 103 Fri. Nov. 7 7 PM	
R2 #3	Oneida (8-2)	49
R1 #4	Cosby (1-9)	6
	Game 104 Fri. Nov. 7 7 PM	
R2 #1	Greenback (7-3)	49
R3 #1	Boyd Buchanan (7-2)	47
	Game 105 Fri. Nov. 7 7 PM	
R4 #4	Clay Co. (7-3)	6
R4 #2	Friendship Christian (6-4)	22
	Game 106 Fri. Nov. 7 7 PM	
R3 #3	Whitwell (7-3)	14
R3 #2	South Pittsburg (8-1)	61
	Game 107 Fri. Nov. 7 7 PM	
R4 #3	Watertown (8-2)	0
R3 #4	Copper Basin (6-4)	6
	Game 108 Fri. Nov. 7 7 PM	
R4 #1	Gordonsville (7-3)	42
R5 #1	DCA (9-1)	38
	Game 109 Fri. Nov. 7 7 PM	
R6 #4	Moore Co. (6-3)	0
R6 #2	Collinwood (8-1)	13
	Game 110 Fri. Nov. 7 7 PM	
R5 #3	CPA (5-5)	35
R5 #2	Ezell-Harding (7-3)	43
	Game 111 Fri. Nov. 7 7 PM	
R6 #3	Mt. Pleasant (7-2)	19
R5 #4	Davidson Academy (5-5)	29
	Game 112 Fri. Nov. 7 7 PM	
R6 #1	Wayne Co. (9-1)	50
R7 #1	Jackson Christian (8-2)	34
	Game 113 Fri. Nov. 7 7 PM	
R8 #4	Greenfield (5-5)	0
R8 #2	South Fulton (8-2)	18
	Game 114 Fri. Nov. 7 7 PM	
R7 #3	Fayette Academy (7-3)	42
R7 #2	USJ (5-5)	21
	Game 115 Fri. Nov. 7 7 PM	
R8 #3	Halls (5-5)	7
R7 #4	Trinity Christian (6-4)	29
	Game 116 Fri. Nov. 7 7 PM	
R8 #1	West Carroll (8-2)	21

Second Round

CAK	17	
Game 201 Fri. Nov. 14 7 PM		
Midway	16	
Oneida	7	
Game 202 Fri. Nov. 14 7 PM		
Greenback	34	
Boyd Buchanan	49	
Game 203 Fri. Nov. 14 7 PM		
Friendship Christian	20	
South Pittsburg	52	
Game 204 Fri. Nov. 14 7 PM		
Gordonsville	6	
DCA	21	
Game 205 Fri. Nov. 14 7 PM		
CPA	13	
Ezell-Harding	41	
Game 206 Fri. Nov. 14 7 PM		
Wayne Co.	35	
Jackson Christian	28	
Game 207 Fri. Nov. 14 7 PM		
Fayette Academy	30	
USJ	12	
Game 208 Fri. Nov. 14 7 PM		
Trinity Christian	14	

Quarterfinals

CAK	14	
Game 301 Fri. Nov. 21 7 PM		
Greenback	12	
Boyd Buchanan	20	
Game 302 Fri. Nov. 21 7 PM		
South Pittsburg	7	
DCA	28	
Game 303 Fri. Nov. 21 7 PM		
Ezell-Harding	21	
Fayette Academy	48	
Game 304 Fri. Nov. 21 7 PM		
Trinity Christian	14	

Semifinals

CAK	6	
Game 401 Fri. Nov. 28 7 PM		
Boyd Buchanan	37	
DCA	35	
Game 402 Fri. Nov. 28 7 PM		
Fayette Academy	32	

Championship

Boyd Buchanan	26	
Game 501 Fri. Dec. 5 3:30 PM BlueCross Bowl @ MTSU		
DCA	3	

Boyd Buchanan

STATE CHAMPION

Notes:

2002 Class 1A Football Playoffs

November 8 - December 6, 2002

First Round

R1 #1	Cloudland (10-0)	48
	Game 101 Fri. Nov. 8 7 PM	
R2 #4	Midway (6-4)	6
R2 #2	Coalfield (8-2)	21
	Game 102 Fri. Nov. 8 7 PM	
R1 #3	Powell Valley (6-4)	22
R1 #2	Jellico (5-5)	0
	Game 103 Fri. Nov. 8 7 PM	
R2 #3	Oneida (7-3)	7
R1 #4	North Greene (3-7)	6
	Game 104 Fri. Nov. 8 7 PM	
R2 #1	Greenback (10-0)	53
R3 #1	Boyd Buchanan (9-1)	55
	Game 105 Fri. Nov. 8 7 PM	
R4 #4	Watertown (6-4)	18
R4 #2	Friendship Christian (7-3)	42
	Game 106 Fri. Nov. 8 7 PM	
R3 #3	Whitwell (6-4)	15
R3 #2	South Pittsburg (9-1)	47
	Game 107 Fri. Nov. 8 7 PM	
R4 #3	Monterey (7-3)	0
R3 #4	Lookout Valley (1-9)	0
	Game 108 Fri. Nov. 8 7 PM	
R4 #1	Gordonsville (8-2)	50
R5 #1	Ezell-Harding (10-0)	47
	Game 109 Fri. Nov. 8 7 PM	
R6 #4	Forrest (5-5)	13
R6 #2	Cascade (8-2)	13
	Game 110 Fri. Nov. 8 7 PM	
R5 #3	DCA (7-3)	42
R5 #2	CPA (7-3)	34
	Game 111 Fri. Nov. 8 7 PM	
R6 #3	Wayne Co. (7-3)	0
R5 #4	Jo Byrns (7-3)	7
	Game 112 Fri. Nov. 8 7 PM	
R6 #1	Collinwood (10-0)	20
R7 #1	USJ (10-0)	42
	Game 113 Fri. Nov. 8 7 PM	
R8 #4	Halls (4-6)	6
R8 #2	West Carroll (6-4)	12
	Game 114 Fri. Nov. 8 7 PM	
R7 #3	Jackson Christian (7-3)	15
R7 #2	Fayette Academy (8-2)	46
	Game 115 Fri. Nov. 8 7 PM	
R8 #3	Greenfield (6-4)	6
R7 #4	Perry Co. (2-8)	0
	Game 116 Fri. Nov. 8 7 PM	
R8 #1	Hollow Rock-Bruceton (8-2)	42

Second Round

	Cloudland	46
Game 201 Fri. Nov. 15 7 PM		
	Powell Valley	6
	Oneida	7
Game 202 Fri. Nov. 15 7 PM		
	Greenback	25
	Boyd Buchanan	38
Game 203 Fri. Nov. 15 7 PM		
	Friendship Christian	0
	South Pittsburg	14
Game 204 Fri. Nov. 15 7 PM		
	Gordonsville	21
	Ezell-Harding	31
Game 205 Fri. Nov. 15 7 PM		
	DCA	0
	CPA	31
Game 206 Fri. Nov. 15 7 PM		
	Collinwood	6
	USJ	34
Game 207 Fri. Nov. 15 7 PM		
	Jackson Christian	0
	Fayette Academy	6
Game 208 Fri. Nov. 15 7 PM		
	Hollow Rock-Bruceton	15

Quarterfinals

	Cloudland	22
Game 301 Fri. Nov. 22 7 PM		
	Greenback	7
	Boyd Buchanan	34
Game 302 Fri. Nov. 22 7 PM		
	Gordonsville	6
	Ezell-Harding	7
Game 303 Fri. Nov. 22 7 PM		
	CPA	24
	USJ	21
Game 304 Fri. Nov. 22 7 PM		
	Hollow Rock-Bruceton	7

Semifinals

	Cloudland	8
Game 401 Fri. Nov. 29 7 PM		
	Boyd Buchanan	39
	CPA	14
Game 402 Fri. Nov. 29 7 PM		
	USJ	0

Championship

	Boyd Buchanan	20
OT **Game 501** Fri. Dec. 6 3:30 PM BlueCross Bowl @ MTSU		
	CPA	26

CPA

STATE CHAMPION

Notes:

Box Score

Box Score (Final)
Boyd Buchanan vs Christ Presbyterian (Dec 06, 2002 at Murfreesboro, Tenn.)

Score by Quarters	1	2	3	4	OT	Score	
Boyd Buchanan.....	0	6	7	7	0	- 20	Record: (13-2)
Christ Presbyterian.	10	7	3	0	6	- 26	Record: (12-3)

Scoring Summary:
1st 08:45 CPA - Peak, Chris 5 yd run (Price, John kick), 7-49 3:15, BOYD 0 - CPA 7
03:56 CPA - Price, John 29 yd field goal, 8-27 4:08, BOYD 0 - CPA 10
2nd 02:38 CPA - Williams, Dan 84 yd pass from Etue, Adam (Price, John kick), 1-84 0:14, BOYD 0 - CPA 17
01:56 BOYD - Headden, Ryan 50 yd pass from Healy, Will (Healy, Will kick blocked), 2-57 0:42, BOYD 6 - CPA 17
3rd 07:47 CPA - Price, John 20 yd field goal, 7-21 3:57, BOYD 6 - CPA 20
03:03 BOYD - Nelson, William 3 yd run (Healy, Will kick), 4-24 2:07, BOYD 13 - CPA 20
4th 01:00 BOYD - Akins, Drew 22 yd pass from Healy, Will (Healy, Will kick), 8-52 3:32, BOYD 20 - CPA 20
OT 00:00 CPA - Peak, Chris 10 yd run (Price, John kick failed), 11-0 12:19, BOYD 20 - CPA 26

	BOYD	CPA
FIRST DOWNS.....	**14**	**12**
RUSHES-YARDS (NET).....	**38-80**	**37-151**
PASSING YDS (NET).....	**241**	**160**
Passes Att-Comp-Int.....	27-11-2	18-7-2
TOTAL OFFENSE PLAYS-YARDS.....	**65-321**	**55-311**
Fumble Returns-Yards.....	0-0	0-0
Punt Returns-Yards.....	3-37	1-11
Kickoff Returns-Yards.....	5-80	3-62
Interception Returns-Yards....	2-43	2-3
Punts (Number-Avg).....	2-46.0	5-29.2
Fumbles-Lost.....	3-3	2-2
Penalties-Yards.....	2-15	8-52
Possession Time.....	35:28	24:32
Third-Down Conversions.....	3 of 12	3 of 12
Fourth-Down Conversions.....	1 of 5	1 of 1
Red-Zone Scores-Chances.....	2-7	3-3
Sacks By: Number-Yards.....	1-9	1-9

RUSHING: Boyd Buchanan-Nelson, William 17-45; Peardon, Matt 5-29; Henley, Matt 4-11; TEAM 1-4; Healy, Will 10-minus 3; Headden, Ryan 1-minus 6. Christ Presbyterian-Peak, Chris 24-114; Landers, Luke 6-23; Williams, Dan 1-12; Hooper, Will 2-4; Etue, Adam 3-minus 1; TEAM 1-minus 1.

PASSING: Boyd Buchanan-Healy, Will 11-27-2-241. Christ Presbyterian-Etue, Adam 7-18-2-160.

RECEIVING: Boyd Buchanan-Akins, Drew 4-39; Headden, Ryan 3-117; Jones, Alex 3-51; Woodard, Henry 1-34. Christ Presbyterian-Sikes, Travis 3-34; Williams, Dan 2-86; Corder, Clinton 1-26; Peak, Chris 1-14.

INTERCEPTIONS: Boyd Buchanan-Davis, Jeremy 1-2; Jones, Alex 1-41. Christ Presbyterian-Williams, Dan 1-0; Sikes, Travis 1-3.

FUMBLES: Boyd Buchanan-Healy, Will 2-2; TEAM 1-1. Christ Presbyterian-Etue, Adam 1-1; Landers, Luke 1-1.

Stadium: Floyd Stadium Attendance: 4600
Kickoff time: 3:37 PM End of Game: 6:47 Total elapsed time: 3:10
Officials: Referee: Todd Dunaway; Umpire: Bill Laveck; Linesman: Larry Dover;
Line judge: Hugh Gentry; Back judge: Jimmy Stacy; Field judge: ECO Joe Eddy;
Scorer: Layman/Morris;
Temperature: 38 Wind: calm Weather: Sunny, cold

Offensive MVP - Chris Peak - CPA
Defensive MVP - Jeremy Davis - Boyd-Buchanan

Boyd Buchanan vs Christ Presbyterian (Dec 06, 2002 at Murfreesboro, Tenn.)

SACKS (UA-A): Boyd Buchanan-Moore, Dan 1-0. Christ Presbyterian-Greenwood, S. 1-0.

TACKLES (UA-A): Boyd Buchanan-Davis, Jeremy 6-3; Jones, Alex 5-1; Headden, Ryan 4-2; Miller, Tyler 4-1; Nelson, William 3-2; Henley, Matt 2-3; Puryear, C. 2-1; Moore, Dan 2-1; Yother, Taylor 2-0; Smith, Ben 2-0; Armstrong, R. 1-1; Beckham, Blake 1-1; Williams, Seth 0-1; Coleman, Robert 0-1; Akins, Drew 0-1; Healy, Will 0-1. Christ Presbyterian-Corder, Clinton 8-2; Hooper, Will 5-3; Greenwood, S. 5-2; Weber, Ben 3-2; Miller, Jess 2-3; Williams, Dan 4-0; Latimer, Hugh 2-2; Sikes, Travis 3-0; Crabtree, Levi 3-0; Peak, Chris 3-0; Fisher, Brandon 2-1; Butler, Will 2-0; Shapiro, Cole 1-0; Etue, Adam 1-0; White, Chris 0-1.

Player participation:

Boyd Buchanan: 1-Nelson, William, 2-Beckham, Blake, 5-Woodard, Henry, 6-Jones, Alex, 11-Akins, Drew, 12-Healy, Will,
17-Coleman, Robert, 18-Headden, Ryan, 22-Williams, Seth, 23-Peardon, Matt, 25-Henley, Matt, 30-Moore, Dan, 31-Miller, Tyler,
34-Yother, Taylor, 50-Davis, Jeremy, 52-Smith, Ben, 63-Armstrong, R., 78-Puryear, C..

Christ Presbyterian: 1-Price, John, 2-Butler, Will, 4-Corder, Clinton, 5-Williams, Dan, 6-Landers, Luke, 7-Etue, Adam,
8-Hooper, Will, 9-Miller, Jess, 10-Fisher, Brandon, 11-Peak, Chris, 12-Sikes, Travis, 21-Crabtree, Levi, 23-Shapiro, Cole,
24-Weber, Ben, 61-Latimer, Hugh, 62-Greenwood, S., 88-White, Chris.

Scoring Summary

Scoring Summary (Final)
Boyd Buchanan vs Christ Presbyterian (Dec 06, 2002 at Murfreesboro, Tenn.)

Boyd Buchanan (13-2) vs. Christ Presbyterian (12-3)
Date: Dec 06, 2002 Site: Murfreesboro, Tenn. Stadium: Floyd Stadium
Attendance: 4600

Score by Quarters	**1**	**2**	**3**	**4**	**OT**	**Score**
Boyd Buchanan.....	0	6	7	7	0	- 20
Christ Presbyterian.	10	7	3	0	6	- 26

Scoring Summary:

1st 08:45 CPA - Peak, Chris 5 yd run (Price, John kick)
7 plays, 49 yards, TOP 3:15, BOYD 0 - CPA 7
03:56 CPA - Price, John 29 yd field goal
8 plays, 27 yards, TOP 4:08, BOYD 0 - CPA 10
2nd 02:38 CPA - Williams, Dan 84 yd pass from Etue, Adam (Price, John kick)
1 play, 84 yards, TOP 0:14, BOYD 0 - CPA 17
01:56 BOYD - Headden, Ryan 50 yd pass from Healy, Will (Healy, Will kick blockd)
2 plays, 57 yards, TOP 0:42, BOYD 6 - CPA 17
3rd 07:47 CPA - Price, John 20 yd field goal
7 plays, 21 yards, TOP 3:57, BOYD 6 - CPA 20
03:03 BOYD - Nelson, William 3 yd run (Healy, Will kick)
4 plays, 24 yards, TOP 2:07, BOYD 13 - CPA 20
4th 01:00 BOYD - Akins, Drew 22 yd pass from Healy, Will (Healy, Will kick)
8 plays, 52 yards, TOP 3:32, BOYD 20 - CPA 20
OT 00:00 CPA - Peak, Chris 10 yd run (Price, John kick failed)
11 plays, 0 yards, TOP 12:19, BOYD 20 - CPA 26

Kickoff time: 3:37 PM End of Game: 6:47 Total elapsed time: 3:10
Officials: Referee: Todd Dunaway; Umpire: Bill Laveck; Linesman: Larry Dover;
Line judge: Hugh Gentry; Back judge: Jimmy Stacy; Field judge: ECO Joe Eddy;
Scorer: Layman/Morris;
Temperature: 38 Wind: calm Weather: Sunny, cold

Offensive MVP - Chris Peak - CPA
Defensive MVP - Jeremy Davis - Boyd-Buchanan

Team Statistics

Team Statistics (Final)
Boyd Buchanan vs Christ Presbyterian (Dec 06, 2002 at Murfreesboro, Tenn.)

	BOYD	CPA
FIRST DOWNS	**14**	**12**
Rushing	5	7
Passing	7	5
Penalty	2	0
Rushing Attempts	38	37
Yards Gained Rushing	122	173
Yards Lost Rushing	42	22
NET YARDS RUSHING	**80**	**151**
NET YARDS PASSING	**241**	**160**
Passes Attempted	27	18
Passes Completed	11	7
Had Intercepted	2	2
TOTAL OFFENSIVE PLAYS	**65**	**55**
TOTAL NET YARDS	**321**	**311**
Average Gain Per Play	4.9	5.7
Fumbles: Number-Lost	3-3	2-2
Penalties: Number-Yards	2-15	8-52
Number of Punts-Yards	2-92	5-146
Average Per Punt	46.0	29.2
Punt Returns: Number-Yards	3-37	1-11
Kickoff Returns: Number-Yards	5-80	3-62
Interceptions: Number-Yards	2-43	2-3
Fumble Returns: Number-Yards	0-0	0-0
Miscellaneous Yards	0	0
Possession Time	35:28	24:32
Third-Down Conversions	3 of 12	3 of 12
Fourth-Down Conversions	1 of 5	1 of 1
Red-Zone Scores-Chances	2-7	3-3
Sacks By: Number-Yards	1-9	1-9

Individual Statistics

Individual Statistics (Final)
Boyd Buchanan vs Christ Presbyterian (Dec 06, 2002 at Murfreesboro, Tenn.)

Boyd Buchanan

Rushing	No	Gain	Loss	Net	TD	Lg	Avg
Nelson, William	17	55	10	45	1	12	2.6
Peardon, Matt	5	30	1	29	0	26	5.8
Henley, Matt	4	11	0	11	0	6	2.8
TEAM	1	4	0	4	0	4	4.0
Healy, Will	10	22	25	-3	0	7	-0.3
Headden, Ryan	1	0	6	-6	0	0	-6.0
Totals...	38	122	42	80	1	26	2.1

Passing	Att-Cmp-Int	Yds	TD	Long	Sck
Healy, Will	27-11-2	241	2	50	1
Totals...	27-11-2	241	2	50	1

Receiving	No.	Yds	TD	Long
Akins, Drew	4	39	1	22
Headden, Ryan	3	117	1	50
Jones, Alex	3	51	0	23
Woodard, Henry	1	34	0	34
Totals...	11	241	2	50

Punting	No.	Yds	Avg	Long	In20
Healy, Will	2	92	46.0	47	0
Totals...	2	92	46.0	47	0

	Punts			Kickoffs			Intercept		
All Returns	No.	Yds.	Lg	No.	Yds.	Lg	No.	Yds.	Lg
Akins, Drew	2	9	7	2	33	19	0	0	0
Headden, Ryan	1	28	28	1	19	19	0	0	0
Jones, Alex	0	0	0	2	28	17	1	41	41
Davis, Jeremy	0	0	0	0	0	0	1	2	2
Totals...	3	37	28	5	80	19	2	43	41

Field goal attempts			
Healy, Will	2nd 11:13	21 yds	- Missed

Christ Presbyterian

Rushing	No	Gain	Loss	Net	TD	Lg	Avg
Peak, Chris	24	123	9	114	2	20	4.8
Landers, Luke	6	25	2	23	0	9	3.8
Williams, Dan	1	12	0	12	0	12	12.0
Hooper, Will	2	4	0	4	0	4	2.0
TEAM	1	0	1	-1	0	0	-1.0
Etue, Adam	3	9	10	-1	0	6	-0.3
Totals...	37	173	22	151	2	20	4.1

Passing	Att-Cmp-Int	Yds	TD	Long	Sck
Etue, Adam	18-7-2	160	1	84	1
Totals...	18-7-2	160	1	84	1

Receiving	No.	Yds	TD	Long
Sikes, Travis	3	34	0	13
Williams, Dan	2	86	1	84
Corder, Clinton	1	26	0	26
Peak, Chris	1	14	0	14
Totals...	7	160	1	84

Punting	No.	Yds	Avg	Long	In20
Williams, Dan	4	114	28.5	31	0
Peak, Chris	1	32	32.0	32	0
Totals...	5	146	29.2	32	0

	Punts			Kickoffs			Intercept		
All Returns	No.	Yds.	Lg	No.	Yds.	Lg	No.	Yds.	Lg
Sikes, Travis	0	0	0	0	0	0	1	3	3
Williams, Dan	1	11	11	2	50	44	1	0	0
Landers, Luke	0	0	0	1	12	12	0	0	0
Totals...	1	11	11	3	62	44	2	3	3

Field goal attempts			
Price, John	1st 03:56	29 yds	- Good
Price, John	3rd 07:47	20 yds	- Good

FUMBLES: Boyd Buchanan-Healy, Will 2-2; TEAM 1-1. Christ Presbyterian-Landers, Luke 1-1; Etue, Adam 1-1.

Drive Chart

Drive Chart (Final)
Boyd Buchanan vs Christ Presbyterian (Dec 06, 2002 at Murfreesboro, Tenn.)

	Drive Started				Drive Ended			Consumed	
Team	**Qtr**	**Spot**	**Time**	**Obtained**	**Spot**	**Time**	**How Lost**	**Pl-Yds**	**TOP**
BOYD	1st	B30	08:45	Kickoff	B39	08:04	Fumble	2-9	00:41
BOYD	1st	B37	03:56	Kickoff	C03	11:13	Missed FG	12-60	04:43#
BOYD	2nd	C43	10:11	Punt	C05	07:28	Fumble	6-38	02:43#
BOYD	2nd	B40	05:12	Punt	C16	02:52	Downs	6-44	02:20#
BOYD	2nd	B43	02:38	Kickoff	C00	01:56	*TOUCHDOWN	2-57	00:42
BOYD	2nd	B50	00:19	Punt	C13	00:00	End of half	2-37	00:19
BOYD	3rd	B39	12:00	Kickoff	B24	11:44	Fumble	1--15	00:16
BOYD	3rd	B31	07:47	Kickoff	B25	06:29	Punt	3--6	01:18
BOYD	3rd	C24	05:10	Fumble	C00	03:03	*TOUCHDOWN	4-24	02:07#
BOYD	3rd	B38	01:18	Punt	B40	00:37	Interception	2-2	00:41
BOYD	4th	C22	11:44	Interception	C13	10:03	Downs	4-9	01:41#
BOYD	4th	B27	07:12	Punt	B32	05:40	Punt	3-5	01:32
BOYD	4th	B48	04:32	Fumble	C00	01:00	*TOUCHDOWN	8-52	03:32#
BOYD	4th	C44	00:53	Interception	C35	00:19	Downs	4-9	00:34
BOYD	4th	C10	00:19	Downs	C10	00:00	End of half	11-0	12:19#
CPA	1st	B49	12:00	Kickoff	B00	08:45	*TOUCHDOWN	7-49	03:15#
CPA	1st	B39	08:04	Fumble	B12	03:56	*FIELD GOAL	8-27	04:08#
CPA	2nd	C20	11:13	Missed FG	C24	10:11	Punt	3-4	01:02
CPA	2nd	C05	07:28	Fumble	C21	05:12	Punt	5-16	02:16
CPA	2nd	C16	02:52	Downs	B00	02:38	*TOUCHDOWN	1-84	00:14
CPA	2nd	C28	01:56	Kickoff	C46	00:19	Punt	5-18	01:37
CPA	3rd	C40	12:00	Possession	C40	12:00	Kickoff	0-0	00:00
CPA	3rd	B24	11:44	Fumble	B03	07:47	*FIELD GOAL	7-21	03:57#
CPA	3rd	C28	06:29	Punt	C24	05:10	Fumble	3--4	01:19
CPA	3rd	C30	03:03	Kickoff	C32	01:18	Punt	3-2	01:45
CPA	3rd	C43	00:37	Interception	C36	11:44	Interception	2--7	00:53
CPA	4th	C13	10:03	Downs	C46	07:12	Punt	6-33	02:51
CPA	4th	C34	05:40	Punt	B48	04:32	Fumble	2-18	01:08
CPA	4th	C35	01:00	Kickoff	C35	00:53	Interception	1-0	00:07
CPA	OT	C03	00:00	Interception	C03	00:00	End of half	0-0	00:00

BOYD	**1st Qtr**	**2nd Qtr**	**3rd Qtr**	**4th Qtr**	**1st Half**	**2nd Half**	**Total**
Time of possession	04:37	06:51	04:22	07:38	11:28	12:00	35:28
3rd Down Conversions	2/2	0/2	1/2	0/4	2/4	1/6	3/12
Avg Field Position	B33	B47	B46	C41	B42	C47	B49
4th Down Conversions	0/0	0/1	0/0	1/3	0/1	1/3	1/5

CPA	**1st Qtr**	**2nd Qtr**	**3rd Qtr**	**4th Qtr**	**1st Half**	**2nd Half**	**Total**
Time of possession	07:23	05:09	07:38	04:22	12:32	12:00	24:32
3rd Down Conversions	2/3	0/3	1/4	0/2	2/6	1/6	3/12
Avg Field Position	B44	C17	C44	C27	C30	C37	C33
4th Down Conversions	0/0	0/0	0/0	0/0	0/0	0/0	1/1

Drive Chart (By Quarter)

		Drive Started			Drive Ended			Consumed	
Team	**Qtr**	**Spot**	**Time**	**Obtained**	**Spot**	**Time**	**How Lost**	**Pl-Yds**	**TOP**
CPA	1st	B49	12:00	Kickoff	B00	08:45	*TOUCHDOWN	7-49	03:15#
BOYD	1st	B30	08:45	Kickoff	B39	08:04	Fumble	2-9	00:41
CPA	1st	B39	08:04	Fumble	B12	03:56	*FIELD GOAL	8-27	04:08#
BOYD	1st	B37	03:56	Kickoff	C03	11:13	Missed FG	12-60	04:43#
CPA	2nd	C20	11:13	Missed FG	C24	10:11	Punt	3-4	01:02
BOYD	2nd	C43	10:11	Punt	C05	07:28	Fumble	6-38	02:43#
CPA	2nd	C05	07:28	Fumble	C21	05:12	Punt	5-16	02:16
BOYD	2nd	B40	05:12	Punt	C16	02:52	Downs	6-44	02:20#
CPA	2nd	C16	02:52	Downs	B00	02:38	*TOUCHDOWN	1-84	00:14
BOYD	2nd	B43	02:38	Kickoff	C00	01:56	*TOUCHDOWN	2-57	00:42
CPA	2nd	C28	01:56	Kickoff	C46	00:19	Punt	5-18	01:37
BOYD	2nd	B50	00:19	Punt	C13	00:00	End of half	2-37	00:19
CPA	3rd	C40	12:00	Possession	C40	12:00	Kickoff	0-0	00:00
BOYD	3rd	B39	12:00	Kickoff	B24	11:44	Fumble	1--15	00:16
CPA	3rd	B24	11:44	Fumble	B03	07:47	*FIELD GOAL	7-21	03:57#
BOYD	3rd	B31	07:47	Kickoff	B25	06:29	Punt	3--6	01:18
CPA	3rd	C28	06:29	Punt	C24	05:10	Fumble	3--4	01:19
BOYD	3rd	C24	05:10	Fumble	C00	03:03	*TOUCHDOWN	4-24	02:07#
CPA	3rd	C30	03:03	Kickoff	C32	01:18	Punt	3-2	01:45
BOYD	3rd	B38	01:18	Punt	B40	00:37	Interception	2-2	00:41
CPA	3rd	C43	00:37	Interception	C36	11:44	Interception	2--7	00:53
BOYD	4th	C22	11:44	Interception	C13	10:03	Downs	4-9	01:41#
CPA	4th	C13	10:03	Downs	C46	07:12	Punt	6-33	02:51
BOYD	4th	B27	07:12	Punt	B32	05:40	Punt	3-5	01:32
CPA	4th	C34	05:40	Punt	B48	04:32	Fumble	2-18	01:08
BOYD	4th	B48	04:32	Fumble	C00	01:00	*TOUCHDOWN	8-52	03:32#
CPA	4th	C35	01:00	Kickoff	C35	00:53	Interception	1-0	00:07
BOYD	4th	C44	00:53	Interception	C35	00:19	Downs	4-9	00:34
BOYD	4th	C10	00:19	Downs	C10	00:00	End of half	11-0	12:19#
CPA	OT	C03	00:00	Interception	C03	00:00	End of half	0-0	00:00

Defensive Statistics

Defensive Statistics (Final)
Boyd Buchanan vs Christ Presbyterian (Dec 06, 2002 at Murfreesboro, Tenn.)

Boyd Buchanan

##	Player	Solo	Ast	Tot	TFL/Yds	FF	FR-Yd	Intc	PD	Blkd	Sack/Yds	QH
50	Davis, Jeremy	6	3	9	2.5/7	.	.	1-2	1	.	/	.
6	Jones, Alex	5	1	6	.	.	.	1-41	3	.	/	.
18	Headden, Ryan	4	2	6	.	1	.	.	.	.	/	.
31	Miller, Tyler	4	1	5	.	.	.	.	.	.	/	.
1	Nelson, William	3	2	5	.	.	.	.	.	.	/	.
25	Henley, Matt	2	3	5	.	.	.	.	.	.	/	.
78	Puryear, C.	2	1	3	1.5/2	.	1-0	.	.	.	/	.
30	Moore, Dan	2	1	3	2.0/11	1	.	.	.	.	1/9	.
34	Yother, Taylor	2	.	2	.	.	1-0	.	.	.	/	.
52	Smith, Ben	2	.	2	.	.	.	.	.	.	/	.
2	Beckham, Blake	1	1	2	.	.	.	.	.	.	/	.
63	Armstrong, R.	1	1	2	.	.	.	.	.	.	/	.
17	Coleman, Robert	.	1	1	.	.	.	.	.	.	/	.
22	Williams, Seth	.	1	1	.	.	.	.	.	.	/	.
11	Akins, Drew	.	1	1	.	.	.	.	.	.	/	.
12	Healy, Will	.	1	1	.	.	.	.	.	.	/	.

Christ Presbyterian

##	Player	Solo	Ast	Tot	TFL/Yds	FF	FR-Yd	Intc	PD	Blkd	Sack/Yds	QH
4	Corder, Clinton	8	2	10	1.0/1	.	1-0	.	.	.	/	.
8	Hooper, Will	5	3	8	.	.	1-0	.	.	.	/	.
62	Greenwood, S.	5	2	7	2.0/10	.	1-0	.	.	.	1/9	.
24	Weber, Ben	3	2	5	.	1	.	.	1	.	/	.
9	Miller, Jess	2	3	5	.	.	.	.	1	.	/	.
5	Williams, Dan	4	.	4	.	.	.	1-0	1	.	/	.
61	Latimer, Hugh	2	2	4	.	.	.	.	.	.	/	.
12	Sikes, Travis	3	.	3	1.0/2	.	.	1-3	1	.	/	.
11	Peak, Chris	3	.	3	.	.	.	.	.	.	/	.
21	Crabtree, Levi	3	.	3	1.0/6	.	.	.	1	.	/	.
10	Fisher, Brandon	2	1	3	2.0/7	.	.	.	.	.	/	.
2	Butler, Will	2	.	2	.	.	.	.	.	.	/	.
23	Shapiro, Cole	1	.	1	.	.	.	.	.	.	/	.
7	Etue, Adam	1	.	1	.	.	.	.	.	.	/	.
88	White, Chris	.	1	1	.	.	.	.	.	.	/	.

Quickie Statistics

Quickie Statistics (Final)
Boyd Buchanan vs Christ Presbyterian (Dec 06, 2002 at Murfreesboro, Tenn.)

	BOYD	CPA
Score.....	20	26
FIRST DOWNS.....	**14**	**12**
RUSHES-YARDS (NET).....	**38-80**	**37-151**
PASSING YDS (NET).....	**241**	**160**
Passes Att-Comp-Int.....	27-11-2	18-7-2
TOTAL OFFENSE PLAYS-YARDS.....	**65-321**	**55-311**
Fumble Returns-Yards.....	0-0	0-0
Punt Returns-Yards.....	3-37	1-11
Kickoff Returns-Yards.....	5-80	3-62
Interception Returns-Yards....	2-43	2-3
Punts (Number-Avg).....	2-46.0	5-29.2
Fumbles-Lost.....	3-3	2-2
Penalties-Yards.....	2-15	8-52
Possession Time.....	35:28	24:32
Third-Down Conversions.....	3 of 12	3 of 12
Fourth-Down Conversions.....	1 of 5	1 of 1
Red-Zone Scores-Chances.....	2-7	3-3

Boyd Buchanan

Rushing	No	Yds	TD	Lg	Avg
Nelson, William	17	45	1	12	2.6
Peardon, Matt	5	29	0	26	5.8
Henley, Matt	4	11	0	6	2.8
TEAM	1	4	0	4	4.0

Passing	Att	Cmp	Int	Yds	TD	Lng
Healy, Will	27	11	2	241	2	50

Receiving	No.	Yds	TD	Long
Akins, Drew	4	39	1	22
Headden, Ryan	3	117	1	50
Jones, Alex	3	51	0	23
Woodard, Henry	1	34	0	34

Punting	No.	Avg	Long	I20
Healy, Will	2	46.0	47	0

Punt returns	No.	Yds	TD	Long
Akins, Drew	2	9	0	7
Headden, Ryan	1	28	0	28

Kick returns	No.	Yds	TD	Long
Jones, Alex	2	28	0	17
Akins, Drew	2	33	0	19

Christ Presbyterian

Rushing	No	Yds	TD	Lg	Avg
Peak, Chris	24	114	2	20	4.8
Landers, Luke	6	23	0	9	3.8
Williams, Dan	1	12	0	12	12.0
Hooper, Will	2	4	0	4	2.0

Passing	Att	Cmp	Int	Yds	TD	Lng
Etue, Adam	18	7	2	160	1	84

Receiving	No.	Yds	TD	Long
Sikes, Travis	3	34	0	13
Williams, Dan	2	86	1	84
Corder, Clinton	1	26	0	26
Peak, Chris	1	14	0	14

Punting	No.	Avg	Long	I20
Williams, Dan	4	28.5	31	0
Peak, Chris	1	32.0	32	0

Punt returns	No.	Yds	TD	Long
Williams, Dan	1	11	0	11

Kick returns	No.	Yds	TD	Long
Williams, Dan	2	50	0	44
Landers, Luke	1	12	0	12

Team	Qtr	Time	Scoring play	Conversion	Plays-Yards	TOP	BOYD - CPA
CPA	1st	08:45	Peak, Chris 5 yd run	Price, John kick	7-49	3:15	0 - 7
CPA	1st	03:56	Price, John 29 yd field goal		8-27	4:08	0 - 10
CPA	2nd	02:38	Williams, Dan 84 yd pass from Etue, Adam	Price, John kick	1-84	0:14	0 - 17
BOYD	2nd	01:56	Headden, Ryan 50 yd pass from Healy, Will	Healy, Will kick blockd	2-57	0:42	6 - 17
CPA	3rd	07:47	Price, John 20 yd field goal		7-21	3:57	6 - 20
BOYD	3rd	03:03	Nelson, William 3 yd run	Healy, Will kick	4-24	2:07	13 - 20
BOYD	4th	01:00	Akins, Drew 22 yd pass from Healy, Will	Healy, Will kick	8-52	3:32	20 - 20
CPA	OT	00:00	Peak, Chris 10 yd run	Price, John kick failed	11-0	12:19	20 - 26

Participation Report

Participation Report (Final)
Boyd Buchanan vs Christ Presbyterian (Dec 06, 2002 at Murfreesboro, Tenn.)

Boyd Buchanan: 1-Nelson, William, 2-Beckham, Blake, 5-Woodard, Henry, 6-Jones, Alex, 11-Akins, Drew, 12-Healy, Will, 17-Coleman, Robert, 18-Headden, Ryan, 22-Williams, Seth, 23-Peardon, Matt, 25-Henley, Matt, 30-Moore, Dan, 31-Miller, Tyler, 34-Yother, Taylor, 50-Davis, Jeremy, 52-Smith, Ben, 63-Armstrong, R., 78-Puryear, C..

Christ Presbyterian: 1-Price, John, 2-Butler, Will, 4-Corder, Clinton, 5-Williams, Dan, 6-Landers, Luke, 7-Etue, Adam, 8-Hooper, Will, 9-Miller, Jess, 10-Fisher, Brandon, 11-Peak, Chris, 12-Sikes, Travis, 21-Crabtree, Levi, 23-Shapiro, Cole, 24-Weber, Ben, 61-Latimer, Hugh, 62-Greenwood, S., 88-White, Chris.

Play-by-Play Summary (1st Quarter)

```
                Healy, Will kickoff 53 yards to the CPA7, Williams, Dan return 44 yards to
                the BOYD49 (Coleman, Robert;Healy, Will).
      C 1-10 B49   Clock 12:00.
      C 1-10 B49   Peak, Chris rush for loss of 1 yard to the 50 yardline (Davis, Jeremy).
      C 2-11 C50   Peak, Chris rush for 4 yards to the BOYD46 (Nelson, William;Headden, Ryan).
      C 3-7  B46   Etue, Adam pass complete to Sikes, Travis for 12 yards to the BOYD34,
                   1ST DOWN CPA (Jones, Alex).
      C 1-10 B34   Etue, Adam pass complete to Sikes, Travis for 9 yards to the BOYD25 (Jones, Alex).
      C 2-1  B25   Peak, Chris rush for 14 yards to the BOYD11, 1ST DOWN CPA (Headden, Ryan).
      C 1-10 B11   Peak, Chris rush for 6 yards to the BOYD5 (Smith, Ben).
      C 2-4  B05   Peak, Chris rush for 5 yards to the BOYD0, 1ST DOWN CPA, TOUCHDOWN, clock 08:45.
                   Price, John kick attempt good.

                             ======================================
                             BOYD BUCHANAN 0, CHRIST PRESBYTERIAN 7
                             ======================================

--------------- 7 plays, 49 yards, TOP 03:15 ---------------

                   Price, John kickoff 49 yards to the BOYD11, Akins, Drew return 19 yards
                   to the BOYD30 (Butler, Will).
  B 1-10 B30   BOYD BUCHANAN drive start at 08:45 (1st).
  B 1-10 B30   Nelson, William rush for 5 yards to the BOYD35 (Miller, Jess).
  B 2-5  B35   TEAM rush to the BOYD39, fumble by TEAM recovered by CPA Greenwood, S. at BOYD39.
--------------- 2 plays, 9 yards, TOP 00:41 ---------------

      C 1-10 B39   CHRIST PRESBYTERIAN drive start at 08:04 (1st).
      C 1-10 B39   Landers, Luke rush for 3 yards to the BOYD36 (Jones, Alex).
      C 2-7  B36   Peak, Chris rush for 6 yards to the BOYD30 (Smith, Ben).
      C 3-1  B30   Etue, Adam rush for 3 yards to the BOYD27, 1ST DOWN CPA (Yother, Taylor).
      C 1-10 B27   Peak, Chris rush for 20 yards to the BOYD7, 1ST DOWN CPA (Headden, Ryan).
      C 1-G  B07   Peak, Chris rush for no gain to the BOYD7 (Nelson, William).
      C 2-G  B07   Peak, Chris rush for loss of 5 yards to the BOYD12 (Davis, Jeremy).
      C 3-G  B12   Timeout Christ Presbyterian, clock 04:07.
      C 3-G  B12   Etue, Adam pass incomplete to Sikes, Travis.
      C 4-G  B12   Price, John field goal attempt from 29 GOOD, clock 03:56.

                               ======================================
                               BOYD BUCHANAN 0, CHRIST PRESBYTERIAN 10
                               ======================================

--------------- 8 plays, 27 yards, TOP 04:08 ---------------

                   Price, John kickoff 40 yards to the BOYD20, Jones, Alex return 17 yards
                   to the BOYD37 (Hooper, Will).
  B 1-10 B37   BOYD BUCHANAN drive start at 03:56 (1st).
  B 1-10 B37   Nelson, William rush for loss of 1 yard to the BOYD36 (Fisher, Brandon).
  B 2-11 B36   Healy, Will pass incomplete to Jones, Alex.
  B 3-11 B36   Healy, Will pass complete to Headden, Ryan for 30 yards to the CPA34, 1ST
               DOWN BOYD (Peak, Chris).
  B 1-10 C34   Nelson, William rush for 2 yards to the CPA32 (Latimer, Hugh;Corder, Clinton).
  B 2-8  C32   Nelson, William rush for 10 yards to the CPA22, 1ST DOWN BOYD (Crabtree, Levi).
  B 1-10 C22   Nelson, William rush for loss of 1 yard to the CPA23 (Greenwood, S.).
  B 2-11 C23   Healy, Will pass incomplete to Akins, Drew.
  B 3-11 C23   Healy, Will pass complete to Jones, Alex for 18 yards to the CPA5, 1ST DOWN BOYD.
  B 1-G  C05   Nelson, William rush for 2 yards to the CPA3 (Peak, Chris).

                               ==========END OF 1st QUARTER===========
                               BOYD BUCHANAN 0, CHRIST PRESBYTERIAN 10
                               ======================================
```

Play-by-Play Summary (2nd quarter)

```
  B 2-G  C03   Start of 2nd quarter, clock 12:00.
  B 2-G  C03   Henley, Matt rush for no gain to the CPA3 (Greenwood, S.;Weber, Ben).
  B 3-G  C03   Healy, Will pass incomplete to Headden, Ryan.
  B 4-G  C03   Healy, Will field goal attempt from 21 MISSED - wide left, spot at CPA20,
               clock 11:13.
--------------- 12 plays, 60 yards, TOP 04:43 ---------------

      C 1-10 C20   Peak, Chris rush for 6 yards to the CPA26 (Miller, Tyler).
      C 2-4  C26   Peak, Chris rush for loss of 2 yards to the CPA24 (Puryear, C.).
      C 3-6  C24   Etue, Adam pass incomplete to Hooper, Will.
      C 4-6  C24   Williams, Dan punt 26 yards to the 50 yardline, Akins, Drew return 7
                   yards to the CPA43 (Weber, Ben).
--------------- 3 plays, 4 yards, TOP 01:02 ---------------

  B 1-10 C43   BOYD BUCHANAN drive start at 10:11 (2nd).
  B 1-10 C43   Healy, Will pass complete to Akins, Drew for 5 yards to the CPA38 (Miller,
               Jess).
  B 2-5  C38   Healy, Will rush for 1 yard to the CPA37 (Corder, Clinton).
  B 3-4  C37   Healy, Will pass incomplete to Headden, Ryan, PENALTY CPA face mask 6
               yards to the CPA31, 1ST DOWN BOYD, NO PLAY.
  B 1-10 C31   Healy, Will pass incomplete to Woodard, Henry.
  B 2-10 C31   Peardon, Matt rush for 26 yards to the CPA5, 1ST DOWN BOYD (Williams,
               Dan).
  B 1-G  C05   Peardon, Matt rush for 1 yard to the CPA4 (Corder, Clinton).
  B 2-G  C04   Healy, Will rush to the CPA3, fumble forced by Weber, Ben, fumble by Healy,
               Will recovered by CPA Corder, Clinton at CPA5.
--------------- 6 plays, 38 yards, TOP 02:43 ---------------

      C 1-10 C05   CHRIST PRESBYTERIAN drive start at 07:28 (2nd).
      C 1-10 C05   Etue, Adam rush for 6 yards to the CPA11 (Jones, Alex).
      C 2-4  C11   Peak, Chris rush for 8 yards to the CPA19, 1ST DOWN CPA (Headden,
                   Ryan;Henley, Matt).
      C 1-10 C19   Landers, Luke rush for no gain to the CPA19 (Miller, Tyler).
      C 2-10 C19   Etue, Adam pass complete to Williams, Dan for 2 yards to the CPA21
                   (Beckham, Blake).
      C 3-8  C21   Etue, Adam pass incomplete to Williams, Dan, PENALTY CPA holding
                   declined.
      C 4-8  C21   Williams, Dan punt 31 yards to the BOYD48, Akins, Drew return 2 yards to
                   the 50 yardline (Shapiro, Cole), PENALTY BOYD illegal block 10 yards to
                   the BOYD40, 1st and 10, BOYD ball on BOYD40.
--------------- 5 plays, 16 yards, TOP 02:16 ---------------

  B 1-10 B40   BOYD BUCHANAN drive start at 05:12 (2nd).
  B 1-10 B40   Henley, Matt rush for 6 yards to the BOYD46 (Latimer, Hugh).
  B 2-4  B46   Healy, Will pass complete to Woodard, Henry for 34 yards to the CPA20,
               1ST DOWN BOYD (Crabtree, Levi).
  B 1-10 C20   Henley, Matt rush for 3 yards to the CPA17 (Hooper, Will;Weber, Ben).
  B 2-7  C17   Healy, Will pass incomplete to Akins, Drew (Miller, Jess).
  B 3-7  C17   Timeout Boyd Buchanan, clock 03:45.
  B 3-7  C17   Healy, Will sacked for loss of 9 yards to the CPA26 (Greenwood, S.).
  B 4-16 C26   Healy, Will pass complete to Jones, Alex for 10 yards to the CPA16 (Hooper,
               Will).
--------------- 6 plays, 34 yards, TOP 02:20 ---------------

      C 1-10 C16   CHRIST PRESBYTERIAN drive start at 02:52 (2nd).
      C 1-10 C16   Etue, Adam pass complete to Williams, Dan for 84 yards to the BOYD0,
                   1ST DOWN CPA, TOUCHDOWN, clock 02:38.
                   Price, John kick attempt good.

                            ========================================
                            BOYD BUCHANAN 0, CHRIST PRESBYTERIAN 17
                            ========================================

--------------- 1 plays, 84 yards, TOP 00:14 ---------------

                   Price, John kickoff 36 yards to the BOYD24, Headden, Ryan return 19
                   yards to the BOYD43 (Hooper, Will).
  B 1-10 B43   BOYD BUCHANAN drive start at 02:38 (2nd).
```

B 1-10 B43 Healy, Will rush for 7 yards to the 50 yardline (Corder, Clinton).
B 2-3 B50 Healy, Will pass complete to Headden, Ryan for 50 yards to the CPA0, **1ST DOWN BOYD**, TOUCHDOWN, clock 01:56.
Healy, Will kick attempt failed (blocked).
Block by CPA #62 Scott Greenwood

==========
BOYD BUCHANAN 6, CHRIST PRESBYTERIAN 17
==========

---------- 2 plays, 57 yards, TOP 00:42 ----------

Healy, Will kickoff 38 yards to the CPA22, Williams, Dan return 6 yards to the CPA28 (Henley, Matt;Davis, Jeremy).
C 1-10 C28 CHRIST PRESBYTERIAN drive start at 01:56 (2nd).
C 1-10 C28 Etue, Adam pass complete to Sikes, Travis for 13 yards to the CPA41, **1ST DOWN CPA** (Henley, Matt).
C 1-10 C41 Etue, Adam pass complete to Peak, Chris for 14 yards to the BOYD45, **1ST DOWN CPA** (Headden, Ryan).
C 1-10 B45 Etue, Adam pass incomplete, *PENALTY CPA holding 16 yards to the CPA39*, NO PLAY.
C 1-26 C39 Williams, Dan rush for 12 yards to the BOYD49 (Davis, Jeremy).
C 2-14 B49 Timeout Christ Presbyterian, clock 00:51.
C 2-14 B49 *PENALTY CPA false start 5 yards to the CPA46*.
C 2-19 C46 Etue, Adam pass incomplete to Sikes, Travis (Jones, Alex).
C 3-19 C46 Etue, Adam pass incomplete to Williams, Dan.
C 4-19 C46 Peak, Chris punt 32 yards to the BOYD22, Headden, Ryan return 28 yards to the 50 yardline (Etue, Adam).
---------- 5 plays, 18 yards, TOP 01:37 ----------

B 1-10 B50 BOYD BUCHANAN drive start at 00:19 (2nd).
B 1-10 B50 Healy, Will pass incomplete to Woodard, Henry.
B 2-10 B50 Timeout Boyd Buchanan, clock 00:07.
B 2-10 B50 Healy, Will pass complete to Headden, Ryan for 37 yards to the CPA13, **1ST DOWN BOYD** (Peak, Chris), *PENALTY BOYD holding declined*.
B 1-10 C13 End of 1st half, clock 00:00.

==========END OF 2nd QUARTER==========
BOYD BUCHANAN 6, CHRIST PRESBYTERIAN 17
==========

Play-by-Play Summary (3rd quarter)

```
  B 1-10 C13   Start of 3rd quarter, clock 12:00.
  B 1-10 C13   Change of possession, CPA ball on CPA40, 1st and 10.
--------------- 2 plays, 37 yards, TOP 00:19 ---------------

      C 1-10 C40   CHRIST PRESBYTERIAN drive start at 12:00 (3rd).

                   Price, John kickoff 35 yards to the BOYD25, Akins, Drew return 14 yards
                   to the BOYD39 (Corder, Clinton).
  B 1-10 B39   BOYD BUCHANAN drive start at 12:00 (3rd).
  B 1-10 B39   Healy, Will rush to the BOYD31, fumble by Healy, Will recovered by CPA
               Hooper, Will at BOYD24.
--------------- 1 plays, minus 15 yards, TOP 00:16 ---------------

      C 1-10 B24   CHRIST PRESBYTERIAN drive start at 11:44 (3rd).
      C 1-10 B24   Hooper, Will rush for 4 yards to the BOYD20 (Yother, Taylor).
      C 2-6  B20   Peak, Chris rush for 5 yards to the BOYD15 (Nelson, William;Davis,
                   Jeremy).
      C 3-1  B15   Peak, Chris rush for 8 yards to the BOYD7, 1ST DOWN CPA (Jones,
                   Alex;Beckham, Blake).
      C 1-G  B07   Peak, Chris rush for 2 yards to the BOYD5 (Henley, Matt).
      C 2-G  B05   Peak, Chris rush for 1 yard to the BOYD4 (Miller, Tyler;Henley, Matt).
      C 3-G  B04   Peak, Chris rush for 1 yard to the BOYD3 (Nelson, William).
      C 4-G  B03   Price, John field goal attempt from 20 GOOD, clock 07:47.

                           ========================================
                           BOYD BUCHANAN 6, CHRIST PRESBYTERIAN 20
                           ========================================

--------------- 7 plays, 21 yards, TOP 03:57 ---------------

                   Price, John kickoff 40 yards to the BOYD20, Jones, Alex return 11 yards
                   to the BOYD31 (Butler, Will).
  B 1-10 B31   BOYD BUCHANAN drive start at 07:47 (3rd).
  B 1-10 B31   Nelson, William rush for loss of 6 yards to the BOYD25 (Fisher, Brandon).
  B 2-16 B25   Healy, Will pass incomplete to Jones, Alex (Weber, Ben).
  B 3-16 B25   Healy, Will pass incomplete to Beckham, Blake.
  B 4-16 B25   Healy, Will punt 47 yards to the CPA28, downed.
--------------- 3 plays, minus 6 yards, TOP 01:18 ---------------

      C 1-10 C28   CHRIST PRESBYTERIAN drive start at 06:29 (3rd).
      C 1-10 C28   Landers, Luke rush for 5 yards to the CPA33 (Davis, Jeremy).
      C 2-5  C33   Landers, Luke rush for 1 yard to the CPA34 (Davis, Jeremy).
      C 3-4  C34   Timeout Christ Presbyterian, clock 05:19.
      C 3-4  C34   Etue, Adam sacked for loss of 9 yards to the CPA25 (Moore, Dan), fumble
                   by Etue, Adam recovered by BOYD Yother, Taylor at CPA24.
--------------- 3 plays, minus 4 yards, TOP 01:19 ---------------

  B 1-10 C24   BOYD BUCHANAN drive start at 05:10 (3rd).
  B 1-10 C24   Nelson, William rush for 12 yards to the CPA12, 1ST DOWN BOYD
               (Williams, Dan).
  B 1-10 C12   Nelson, William rush for 4 yards to the CPA8 (Sikes, Travis).
  B 2-6  C08   Nelson, William rush for 4 yards to the CPA4 (Corder, Clinton;Miller, Jess).
  B 3-2  C04   PENALTY CPA offside 1 yards to the CPA3.
  B 3-1  C03   Nelson, William rush for 3 yards to the CPA0, 1ST DOWN BOYD,
               TOUCHDOWN, clock 03:03.
               Healy, Will kick attempt good.

                           =========================================
                           BOYD BUCHANAN 13, CHRIST PRESBYTERIAN 20
                           =========================================

--------------- 4 plays, 24 yards, TOP 02:07 ---------------

               Healy, Will kickoff 42 yards to the CPA18, Landers, Luke return 12 yards to
               the CPA30 (Williams, Seth;Akins, Drew).
      C 1-10 C30   CHRIST PRESBYTERIAN drive start at 03:03 (3rd).
      C 1-10 C30   Peak, Chris rush for 3 yards to the CPA33 (Nelson, William).
      C 2-7  C33   Peak, Chris rush for loss of 1 yard to the CPA32 (Davis, Jeremy;Puryear,
```

```
                  C.).
      C 3-8  C32   Etue, Adam pass incomplete to Williams, Dan.
      C 4-8  C32   Williams, Dan punt 30 yards to the BOYD38, downed.
--------------- 3 plays, 2 yards, TOP 01:45 ---------------

  B 1-10 B38   BOYD BUCHANAN drive start at 01:18 (3rd).
  B 1-10 B38   Peardon, Matt rush for 2 yards to the BOYD40 (Corder, Clinton).
  B 2-8  B40   Healy, Will pass intercepted by Williams, Dan at the CPA43, Williams, Dan
               return 0 yards to the CPA43.
--------------- 2 plays, 2 yards, TOP 00:41 ---------------

      C 1-10 C43   CHRIST PRESBYTERIAN drive start at 00:37 (3rd).
      C 1-10 C43   Landers, Luke rush for loss of 2 yards to the CPA41 (Moore, Dan).

                           ===========END OF 3rd QUARTER===========
                           BOYD BUCHANAN 13, CHRIST PRESBYTERIAN 20
                           ========================================
```

Play-by-Play Summary (4th quarter)

```
      C 2-12 C41   Start of 4th quarter, clock 12:00.
      C 2-12 C41   PENALTY CPA false start 5 yards to the CPA36.
      C 2-17 C36   Etue, Adam pass intercepted by Jones, Alex at the BOYD37, Jones, Alex
                   return 41 yards to the CPA22 (Corder, Clinton).
--------------- 2 plays, minus 7 yards, TOP 00:53 ---------------

  B 1-10 C22   BOYD BUCHANAN drive start at 11:44 (4th).
  B 1-10 C22   Peardon, Matt rush for 1 yard to the CPA21 (Greenwood, S.).
  B 2-9  C21   Healy, Will rush for 3 yards to the CPA18 (Greenwood, S.;Hooper, Will).
  B 3-6  C18   Nelson, William rush for 5 yards to the CPA13 (Hooper, Will).
  B 4-1  C13   Healy, Will rush for no gain to the CPA13 (Greenwood, S.).
--------------- 4 plays, 9 yards, TOP 01:41 ---------------

      C 1-10 C13   CHRIST PRESBYTERIAN drive start at 10:03 (4th).
      C 1-10 C13   Peak, Chris rush for 13 yards to the CPA26, 1ST DOWN CPA (Miller,
                   Tyler).
      C 1-10 C26   Hooper, Will rush for no gain to the CPA26 (Armstrong, R.), PENALTY
                   CPA holding 10 yards to the CPA16.
      C 1-20 C16   1st and 20.
      C 1-20 C16   Etue, Adam pass complete to Corder, Clinton for 26 yards to the CPA42,
                   1ST DOWN CPA (Miller, Tyler).
      C 1-10 C42   Peak, Chris rush for 2 yards to the CPA44 (Davis, Jeremy).
      C 2-8  C44   Peak, Chris rush for 2 yards to the CPA46 (Armstrong, R.;Moore, Dan).
      C 3-6  C46   Etue, Adam pass incomplete to Williams, Dan.
      C 4-6  C46   Williams, Dan punt 27 yards to the BOYD27, fair catch by Akins, Drew.
--------------- 6 plays, 33 yards, TOP 02:51 ---------------

  B 1-10 B27   BOYD BUCHANAN drive start at 07:12 (4th).
  B 1-10 B27   Healy, Will pass incomplete to Akins, Drew.
  B 2-10 B27   Nelson, William rush for 2 yards to the BOYD29 (Miller, Jess;Hooper, Will).
  B 3-8  B29   Healy, Will rush for 3 yards to the BOYD32 (Latimer, Hugh).
  B 4-5  B32   Healy, Will punt 45 yards to the CPA23, Williams, Dan return 11 yards to the
               CPA34 (Jones, Alex).
--------------- 3 plays, 5 yards, TOP 01:32 ---------------

      C 1-10 C34   CHRIST PRESBYTERIAN drive start at 05:40 (4th).
      C 1-10 C34   Peak, Chris rush for 7 yards to the CPA41 (Puryear, C.).
      C 2-3  C41   PENALTY CPA false start 5 yards to the CPA36.
      C 2-8  C36   Landers, Luke rush to the CPA45, fumble forced by Headden, Ryan, fumble
                   by Landers, Luke recovered by BOYD Puryear, C. at BOYD48, PENALTY CPA
                   holding declined.
--------------- 2 plays, 18 yards, TOP 01:08 ---------------

  B 1-10 B48   BOYD BUCHANAN drive start at 04:32 (4th).
  B 1-10 B48   Peardon, Matt rush for loss of 1 yard to the BOYD47 (Corder, Clinton).
  B 2-11 B47   Healy, Will pass complete to Jones, Alex for 23 yards to the CPA30, 1ST
               DOWN BOYD (Williams, Dan).
  B 1-10 C30   Henley, Matt rush for 2 yards to the CPA28 (Weber, Ben).
  B 2-8  C28   Healy, Will rush for 3 yards to the CPA25 (Fisher, Brandon;Miller, Jess).
  B 3-5  C25   Timeout Boyd Buchanan, clock 02:18.
  B 3-5  C25   Healy, Will pass incomplete to Jones, Alex.
  B 4-5  C25   Timeout Boyd Buchanan, clock 02:12.
  B 4-5  C25   Healy, Will rush for 5 yards to the CPA20, 1ST DOWN BOYD (Hooper,
               Will).
  B 1-10 C20   Nelson, William rush for loss of 2 yards to the CPA22 (Sikes, Travis).
  B 2-12 C22   Healy, Will pass complete to Akins, Drew for 22 yards to the CPA0, 1ST
               DOWN BOYD, TOUCHDOWN, clock 01:00.
  B 1-G  C02   Timeout Boyd Buchanan, clock 01:00.
               Healy, Will kick attempt good.

                             ========================================
                             BOYD BUCHANAN 20, CHRIST PRESBYTERIAN 20
                             ========================================

--------------- 8 plays, 52 yards, TOP 03:32 ---------------

               Healy, Will kickoff 22 yards to the CPA38, out-of-bounds, CPA ball on CPA35.
      C 1-10 C35   CHRIST PRESBYTERIAN drive start at 01:00 (4th).
```

```
      C 1-10 C35   Etue, Adam pass intercepted by Davis, Jeremy at the CPA46, Davis, Jeremy
                   return 2 yards to the CPA44, Davis, Jeremy for no gain to the CPA44 (Corder,
                   Clinton).
--------------- 1 plays, 0 yards, TOP 00:07 ---------------

  B 1-10 C44   BOYD BUCHANAN drive start at 00:53 (4th).
  B 1-10 C44   PENALTY BOYD IS 5 yards to the CPA49.
  B 1-15 C49   Healy, Will pass complete to Akins, Drew for 11 yards to the CPA38
               (Williams, Dan).
  B 2-4  C38   Healy, Will pass incomplete.
  B 3-4  C38   Healy, Will pass incomplete to Jones, Alex.
  B 4-4  C38   Nelson, William rush for 3 yards to the CPA35 (Sikes, Travis).
--------------- 4 plays, 9 yards, TOP 00:34 ---------------

      C 1-10 C35   CHRIST PRESBYTERIAN drive start at 00:19 (4th).
      C 1-10 C35   Etue, Adam pass incomplete to Sikes, Travis.
      C 2-10 C35   Timeout Christ Presbyterian, clock 00:13.
      C 2-10 C35   Etue, Adam pass incomplete to Sikes, Travis (Jones, Alex).
      C 3-10 C35   TEAM rush for loss of 1 yard to the CPA34.
      C 4-11 C34   End of 2nd half, clock 00:00.

                           ===========END OF 4th QUARTER===========
                           BOYD BUCHANAN 20, CHRIST PRESBYTERIAN 20
                           ========================================
```

Play-by-Play Summary (OT quarter)

```
      C 4-11 C34   Start of OT  quarter, clock 00:00.
      C 4-11 C34   CPA ball on BOYD10.
      C 4-G  B10   Peak, Chris rush for 10 yards to the BOYD0, TOUCHDOWN, clock 00:00.
                   Price, John kick attempt failed.

                           ========================================
                           BOYD BUCHANAN 20, CHRIST PRESBYTERIAN 26
                           ========================================

      C 1-G  C40   BOYD ball on CPA10.
  B 1-G  C10   Healy, Will pass incomplete to Akins, Drew.
  B 2-G  C10   Healy, Will pass complete to Akins, Drew for 1 yard to the CPA9.
  B 3-G  C09   Healy, Will pass incomplete to Woodard, Henry (Crabtree, Levi).
  B 4-G  C09   Timeout Boyd Buchanan, clock 00:00.
  B 4-G  C09   Healy, Will pass incomplete to Jones, Alex (Sikes, Travis), PENALTY CPA
               pass interference 4 yards to the CPA5, 1ST DOWN BOYD, NO PLAY.
  B 1-G  C05   Nelson, William rush for 2 yards to the CPA3 (Greenwood, S.).
  B 2-G  C03   Nelson, William rush for 1 yard to the CPA2 (White, Chris;Latimer, Hugh).
  B 3-G  C02   Headden, Ryan rush for loss of 6 yards to the CPA8 (Crabtree, Levi).
  B 4-G  C08   Healy, Will pass intercepted by Sikes, Travis at the CPA0, Sikes, Travis
               return 3 yards to the CPA3, Sikes, Travis for no gain to the CPA3.
--------------- 11 plays, minus 1 yards, TOP 12:19 ---------------

      C 1-10 C03   End of half, clock 00:00.

                           ========================================
                           BOYD BUCHANAN 20, CHRIST PRESBYTERIAN 26
                           ========================================
```

Play Breakdown Summary

Play Breakdown Summary (Final)
Boyd Buchanan vs Christ Presbyterian (Dec 06, 2002 at Murfreesboro, Tenn.)

Boyd Buchanan

Down	RUN	PASS	Total
OVERALL.....	37	28	65
1ST DOWN.....	19	6	25
2ND DOWN-SHORT...	2	1	3
2ND DOWN-MIDDLE..	4	2	6
2ND DOWN-LONG....	5	9	14
3RD DOWN-SHORT...	2	0	2
3RD DOWN-MIDDLE..	0	2	2
3RD DOWN-LONG....	2	6	8
4TH DOWN.....	3	2	5

Christ Presbyterian

Down	RUN	PASS	Total
OVERALL.....	36	19	55
1ST DOWN.....	18	7	25
2ND DOWN-SHORT...	1	0	1
2ND DOWN-MIDDLE..	6	0	6
2ND DOWN-LONG....	6	4	10
3RD DOWN-SHORT...	2	0	2
3RD DOWN-MIDDLE..	1	1	2
3RD DOWN-LONG....	1	7	8
4TH DOWN.....	1	0	1

Boyd Buchanan

Formation	RUN	PASS	Total
.....	37	28	65

Christ Presbyterian

Formation	RUN	PASS	Total
.....	36	19	55

Play Breakdown

Play Breakdown (Final)
Boyd Buchanan vs Christ Presbyterian (Dec 06, 2002 at Murfreesboro, Tenn.)

Boyd Buchanan (Sorted by Play type)

1ST DOWN RUN (19 RUN, 6 PASS)

1-5	C05 #1	2	[ ]
1-10	C34 #1	2	[ ]
1-10	B30 #1	5	[ ]
1-10	B37 #1	-1	[ ]
1-10	C20 #1	-2	[ ]
1-5	C05 #1	2	[ ]
1-10	B31 #1	-6	[ ]
1-10	C22 #1	-1	[ ]
1-10	C12 #1	4	[ ]
1-10	C24 #1	12	[ ]
1-10	B43 #12	7	[ ]
1-10	B39 #12	-8	[ ]
1-5	C05 #23	1	[ ]
1-10	B38 #23	2	[ ]
1-10	C22 #23	1	[ ]
1-10	B48 #23	-1	[ ]
1-10	B40 #25	6	[ ]
1-10	C30 #25	2	[ ]
1-10	C20 #25	3	[ ]

1ST DOWN PASS

1-10	B27 #11	-	[ ]
1-10	C43 #11	5	[ ]
1-15	C49 #11	11	[ ]
1-10	C10 #11	-	[ ]
1-10	B50 #5	-	[ ]
1-10	C31 #5	-	[ ]

2ND-SHORT RUN (2 RUN, 1 PASS)

2-3	C03 #1	1	[ ]
2-3	C03 #25	0	[ ]

2ND-SHORT PASS

2-3	B50 #18	50	[ ]

2ND-MIDDLE RUN (4 RUN, 2 PASS)

2-6	C08 #1	4	[ ]
2-5	C38 #12	1	[ ]
2-4	C04 #12	1	[ ]
2-5	B35 #TM	4	[ ]

2ND-MIDDLE PASS

2-4	B46 #5	34	[ ]
2-4	C38 #	-	[ ]

2ND-LONG RUN (5 RUN, 9 PASS)

2-10	B27 #1	2	[ ]
2-8	C32 #1	10	[ ]
2-9	C21 #12	3	[ ]
2-8	C28 #12	3	[ ]
2-10	C31 #23	26	[ ]

2ND-LONG PASS

2-12	C22 #11	22	[ ]
2-11	C23 #11	-	[ ]
2-7	C17 #11	-	[ ]
2-10	C10 #11	1	[ ]
2-10	B50 #18	37	[ ]
2-8	B40 #	INT	[ ]
2-11	B36 #6	-	[ ]
2-11	B47 #6	23	[ ]
2-16	B25 #6	-	[ ]

```
3RD-SHORT RUN  (2 RUN, 0 PASS)                                  3RD-SHORT PASS
3-1  C03 #1    3 [    ]
3-2  C02 #18  -6 [    ]

3RD-MIDDLE RUN  (0 RUN, 2 PASS)                                 3RD-MIDDLE PASS
                                                                3-3  C03 #18     - [    ]
                                                                3-4  C38 #6      - [    ]

3RD-LONG RUN  (2 RUN, 6 PASS)                                   3RD-LONG PASS
3-6  C18 #1    5 [    ]                                         3-11 B36 #18    30 [    ]
3-8  B29 #12   3 [    ]                                         3-16 B25 #2      - [    ]
                                                                3-9  C09 #5      - [    ]
                                                                3-5  C25 #6      - [    ]
                                                                3-11 C23 #6     18 [    ]
                                                                3-7  C17 #    SACK [    ]

4TH DOWN RUN  (3 RUN, 2 PASS)                                   4TH DOWN PASS
4-4  C38 #1    3 [    ]                                         4-8  C08 #     INT [    ]
4-1  C13 #12   0 [    ]                                         4-16 C26 #6     10 [    ]
4-5  C25 #12   5 [    ]
```

Play Breakdown

Play Breakdown (Final)
Boyd Buchanan vs Christ Presbyterian (Dec 06, 2002 at Murfreesboro, Tenn.)

Christ Presbyterian (Sorted by Play type)

```
1ST DOWN RUN  (18 RUN, 7 PASS)                                  1ST DOWN PASS
1-10 B27 #11  20 [    ]                                         1-10 C41 #11    14 [    ]
1-7  B07 #11   0 [    ]                                         1-10 C28 #12    13 [    ]
1-10 C34 #11   7 [    ]                                         1-10 B34 #12     9 [    ]
1-10 C42 #11   2 [    ]                                         1-10 C35 #12     - [    ]
1-10 C30 #11   3 [    ]                                         1-20 C16 #4     26 [    ]
1-10 C13 #11  13 [    ]                                         1-10 C16 #5     84 [    ]
1-10 C20 #11   6 [    ]                                         1-10 C35 #     INT [    ]
1-10 B11 #11   6 [    ]
1-10 B49 #11  -1 [    ]
1-7  B07 #11   2 [    ]
1-26 C39 #5   12 [    ]
1-10 B39 #6    3 [    ]
1-10 C19 #6    0 [    ]
1-10 C28 #6    5 [    ]
1-10 C43 #6   -2 [    ]
1-10 C05 #7    6 [    ]
1-10 C26 #8    0 [    ]
1-10 B24 #8    4 [    ]

2ND-SHORT RUN  (1 RUN, 0 PASS)                                  2ND-SHORT PASS
2-1  B25 #11  14 [    ]

2ND-MIDDLE RUN  (6 RUN, 0 PASS)                                 2ND-MIDDLE PASS
2-4  C11 #11   8 [    ]
2-4  C26 #11  -2 [    ]
2-5  B05 #11   1 [    ]
2-6  B20 #11   5 [    ]
2-4  B05 #11   5 [    ]
2-5  C33 #6    1 [    ]

2ND-LONG RUN  (6 RUN, 4 PASS)                                   2ND-LONG PASS
2-7  B07 #11  -5 [    ]                                         2-19 C46 #12     - [    ]
2-8  C44 #11   2 [    ]                                         2-10 C35 #12     - [    ]
2-7  C33 #11  -1 [    ]                                         2-10 C19 #5      2 [    ]
2-7  B36 #11   6 [    ]                                         2-17 C36 #     INT [    ]
2-11 C50 #11   4 [    ]
2-8  C36 #6    9 [    ]

3RD-SHORT RUN  (2 RUN, 0 PASS)                                  3RD-SHORT PASS
3-1  B15 #11   8 [    ]
3-1  B30 #7    3 [    ]
```

```
3RD-MIDDLE RUN  (1 RUN, 1 PASS)
3-4  B04 #11   1 [    ]

3RD-LONG RUN  (1 RUN, 7 PASS)
3-10 C35 #TM  -1 [    ]

4TH DOWN RUN  (1 RUN, 0 PASS)
4-11 B10 #11  10 [    ]
```

```
3RD-MIDDLE PASS
3-4  C34 #       - [    ]

3RD-LONG PASS
3-7  B46 #12    12 [    ]
3-12 B12 #12     - [    ]
3-8  C32 #5      - [    ]
3-8  C21 #5      - [    ]
3-19 C46 #5      - [    ]
3-6  C46 #5      - [    ]
3-6  C24 #8      - [    ]

4TH DOWN PASS
```

2001 Class 1A Football Playoffs

November 2 - November 30, 2001

First Round

R1 #1	Cloudland (9-1)	30	**Game 101** Fri. Nov. 2 7 PM
R2 #4	Coalfield (5-5)	0	
R2 #2	Greenback (9-1)	60	**Game 102** Fri. Nov. 2 7 PM
R1 #3	Powell Valley (5-5)	12	
R1 #2	Jellico (6-4)	6	**Game 103** Fri. Nov. 2 7 PM
R2 #3	Oneida (7-3)	48	
R1 #4	North Greene (2-8)	0	**Game 104** Fri. Nov. 2 7 PM
R2 #1	Midway (8-2)	68	
R3 #1	Whitwell (7-3)	35	**Game 105** Fri. Nov. 2 7 PM
R4 #4	Monterey (6-4)	20	
R4 #2	Friendship Christian (6-4)	27	**Game 106** Fri. Nov. 2 7 PM
R3 #3	South Pittsburg (6-4)	30	
R3 #2	Boyd Buchanan (5-5)	56	**Game 107** Fri. Nov. 2 7 PM
R4 #3	Watertown (5-5)	13	
R3 #4	Copper Basin (4-6)	7	**Game 108** Fri. Nov. 2 7 PM
R4 #1	Gordonsville (9-1)	40	
R5 #1	Ezell-Harding (10-0)	55	**Game 109** Fri. Nov. 2 7 PM
R6 #4	Moore Co. (4-6)	20	
R6 #2	Cascade (8-2)	20	**Game 110** Fri. Nov. 2 7 PM
R5 #3	Jo Byrns (8-2)	7	
R5 #2	CPA (8-2)	14	**Game 111** Fri. Nov. 2 7 PM
R6 #3	Wayne Co. (7-3)	7	
R5 #4	DCA (7-3)	7	**Game 112** Fri. Nov. 2 7 PM
R6 #1	Collinwood (9-0)	35	
R7 #1	USJ (9-1)	41	**Game 113** Fri. Nov. 2 7 PM
R8 #4	Lake Co. (4-6)	0	
R8 #2	Greenfield (8-2)	13	**Game 114** Fri. Nov. 2 7 PM
R7 #3	Fayette Academy (5-5)	6	
R7 #2	Jackson Christian (8-2)	27	**Game 115** Fri. Nov. 2 7 PM
R8 #3	South Fulton (6-4)	19	
R7 #4	Trinity Christian (5-5)	0	**Game 116** Fri. Nov. 2 7 PM
R8 #1	Hollow Rock-Bruceton (9-1)	41	

Second Round

Cloudland	60	**Game 201** Fri. Nov. 9 7 PM
Greenback	21	
Oneida	0	**Game 202** Fri. Nov. 9 7 PM
Midway	42	
Whitwell	7	**Game 203** Fri. Nov. 9 7 PM
South Pittsburg	21	
Boyd Buchanan	29	**Game 204** Fri. Nov. 9 7 PM
Gordonsville	39	
Ezell-Harding	42	**Game 205** Fri. Nov. 9 7 PM
Cascade	7	
CPA	14	**Game 206** Fri. Nov. 9 7 PM
Collinwood	19	
USJ	47	**Game 207** Fri. Nov. 9 7 PM
Greenfield	8	
Jackson Christian	7	**Game 208** Fri. Nov. 9 7 PM
Hollow Rock-Bruceton	42	

Quarterfinals

Cloudland	44	**Game 301** Fri. Nov. 16 7 PM
Midway	15	
South Pittsburg	21	**Game 302** Fri. Nov. 16 7 PM
Gordonsville	6	
Ezell-Harding	42	**Game 303** Fri. Nov. 16 7 PM
Collinwood	21	
USJ	21	**Game 304** Fri. Nov. 16 7 PM
Hollow Rock-Bruceton	9	

Semifinals

Cloudland	44	**Game 401** Fri. Nov. 23 7 PM
South Pittsburg	6	
Ezell-Harding	28	**Game 402** Fri. Nov. 23 7 PM
USJ	21	

Championship

Cloudland	26	**Game 501** Fri. Nov. 30 3:30 PM BlueCross Bowl @ MTSU
Ezell-Harding	63	

Ezell-Harding

STATE CHAMPION

Notes:

2000 Class 1A Football Playoffs

November 3 - December 1, 2000

First Round

R1 #1	Sunbright (10-0)	15
	Game 101 Sun. Dec. 3 7 PM	
R2 #4	Lookout Valley (7-3)	25
R2 #2	Charleston (9-1)	28
	Game 102 Fri. Nov. 3 7 PM	
R1 #3	Oneida (6-4)	7
R1 #2	Coalfield (6-4)	0
	Game 103 Fri. Nov. 3 7 PM	
R2 #3	Copper Basin (7-3)	27
R1 #4	Midway (5-5)	8
	Game 104 Fri. Nov. 3 7 PM	
R2 #1	Boyd Buchanan (8-2)	40
R3 #1	Trousdale Co. (6-3)	28
	Game 105 Fri. Nov. 3 7 PM	
R4 #4	Friendship Christian (6-4)	18
R4 #2	DCA (9-1)	21
	Game 106 Fri. Nov. 3 7 PM	
R3 #3	Watertown (5-5)	0
R3 #2	Gordonsville (5-5)	16
	Game 107 Fri. Nov. 3 7 PM	
R4 #3	FRA (6-4)	17
R3 #4	Monterey (5-5)	12
	Game 108 Fri. Nov. 3 7 PM	
R4 #1	CPA (10-0)	55
R5 #1	Nashville Christian (7-3)	31
	Game 109 Fri. Nov. 3 7 PM	
R6 #4	Cascade (7-3)	8
R6 #2	Moore Co. (9-1)	38
	Game 110 Fri. Nov. 3 7 PM	
R5 #3	Clarksville Academy (6-4)	0
R5 #2	Davidson Academy (5-5)	28
	Game 111 Fri. Nov. 3 7 PM	
R6 #3	Columbia Academy (7-3)	27
R5 #4	Jo Byrns (6-4)	22
	Game 112 Fri. Nov. 3 7 PM	
R6 #1	Collinwood (10-0)	41
R7 #1	West Carroll (7-3)	68
	Game 113 Fri. Nov. 3 7 PM	
R8 #4	Perry Co. (4-6)	8
R8 #2	Hollow Rock-Bruceton (8-2)	46
	Game 114 Fri. Nov. 3 7 PM	
R7 #3	Lake Co. (4-6)	6
R7 #2	South Fulton (5-5)	32
	Game 115 Fri. Nov. 3 7 PM	
R8 #3	Jackson Christian (4-6)	7
R7 #4	Gleason (2-8)	0
	Game 116 Fri. Nov. 3 7 PM	
R8 #1	USJ (9-1)	55

Second Round

Lookout Valley	20	
Game 201 Fri. Nov. 10 7 PM		
Charleston	21	
Copper Basin	20	
Game 202 Fri. Nov. 10 7 PM		
Boyd Buchanan	50	
Trousdale Co.	28	
Game 203 Fri. Nov. 10 7 PM		
DCA	27	
FRA	7	
Game 204 Fri. Nov. 10 7 PM		
CPA	34	
Nashville Christian	0	
Game 205 Fri. Nov. 10 7 PM		
Moore Co.	27	
Davidson Academy	33	
Game 206 Fri. Nov. 10 7 PM		
Collinwood	49	
West Carroll	0	
Game 207 Fri. Nov. 10 7 PM		
Hollow Rock-Bruceton	32	
South Fulton	19	
Game 208 Fri. Nov. 10 7 PM		
USJ	56	

Quarterfinals

Charleston	0	
Game 301 Fri. Nov. 17 7 PM		
Boyd Buchanan	35	
Trousdale Co.	14	
Game 302 Fri. Nov. 17 7 PM		
CPA	47	
Moore Co.	14	
Game 303 Fri. Nov. 17 7 PM		
Collinwood	33	
Hollow Rock-Bruceton	7	
Game 304 Fri. Nov. 17 7 PM		
USJ	17	

Semifinals

Boyd Buchanan	12	
Game 401 Sat. Nov. 25 7 PM		
CPA	41	
Collinwood	21	
Game 402 Sat. Nov. 25 7 PM		
USJ	34	

Championship

CPA	49	
Game 501 Fri. Dec. 1 3:30 PM BlueCross Bowl @ MTSU		
USJ	27	

CPA

STATE CHAMPION

Notes:

Box Score

Box Score (Final)
Christ Presby. Acad. vs U. School of Jackson (Dec. 1, 2000 at Murfreesboro, TN)

Score by Quarters	**1**	**2**	**3**	**4**	**Score**	
Christ Presby. Acad.	0	35	0	14	- 49	Record: (15-0)
U. School of Jackson	0	21	0	6	- 27	Record: (13-2)

Scoring Summary:

2nd 11:24 CPA - LATIMER, D. 11 yd run (WILLIAMS, D. kick), 17-89 8:11, CPA 7 - USJ 0
09:29 USJ - ROBERTSON, J. 27 yd pass from DELOACH, R. (METCALF, A. kick), 6-79 1:55, CPA 7 - USJ 7
09:10 CPA - STONE, B. 73 yd pass from ATCHISON, B. (WILLIAMS, D. kick failed), 1-73 0:19, CPA 13 - USJ 7
07:23 USJ - FAY, G. 1 yd run (METCALF, A. kick), 4-83 1:47, CPA 13 - USJ 14
05:34 USJ - FAY, G. 1 yd run (METCALF, A. kick), 5-48 1:22, CPA 13 - USJ 21
04:26 CPA - LATIMER, D. 11 yd run (STONE, B. pass), 3-53 1:08, CPA 21 - USJ 21
04:06 CPA - ATCHISON, B. 8 yd run (WILLIAMS, D. kick), 1-8 0:05, CPA 28 - USJ 21
01:27 CPA - WALLACE, C. 57 yd run (WILLIAMS, D. kick), 2-55 0:58, CPA 35 - USJ 21
4th 11:10 CPA - LATIMER, D. 1 yd run (WILLIAMS, D. kick), 14-80 8:18, CPA 42 - USJ 21
08:11 CPA - ATCHISON, B. 23 yd run (WILLIAMS, D. kick), 4-43 0:56, CPA 49 - USJ 21
00:14 USJ - PAYNE, F. 6 yd pass from DELOACH, R. (METCALF, A. kick blockd), 6-63 2:19, CPA 49 - USJ 27

	CPA	USJ
FIRST DOWNS.....	**18**	**21**
RUSHES-YARDS (NET).....	**43-281**	**27-93**
PASSING YDS (NET).....	**111**	**402**
Passes Att-Comp-Int.....	7-3-1	43-19-2
TOTAL OFFENSE PLAYS-YARDS.....	**50-392**	**70-495**
Fumble Returns-Yards.....	0-0	0-0
Punt Returns-Yards.....	0-0	0-0
Kickoff Returns-Yards.....	3-84	8-69
Interception Returns-Yards....	2-15	1-9
Punts (Number-Avg).....	2-14.5	1-33.0
Fumbles-Lost.....	0-0	1-1
Penalties-Yards.....	6-53	10-75
Possession Time.....	23:34	24:26
Sacks By: Number-Yards.....	3-18	1-2

RUSHING: Christ Presby. Acad.-LATIMER, D. 25-131; ATCHISON, B. 9-77; WALLACE, C. 4-69; STONE, B. 3-5; HIGH, A. 1-3; HOOPER, W. 1-minus 4. U. School of Jackson-FAY, G. 14-83; PAYNE, F. 5-11; DELOACH, R. 8-minus 1.

PASSING: Christ Presby. Acad.-ATCHISON, B. 3-6-1-111; STONE, B. 0-1-0-0. U. School of Jackson-DELOACH, R. 18-42-2-364; PAYNE, F. 1-1-0-38.

RECEIVING: Christ Presby. Acad.-STONE, B. 3-111. U. School of Jackson-PAYNE, F. 10-162; ROBERTSON, J. 7-202; FAY, G. 1-29; SIKES, J. 1-9.

INTERCEPTIONS: Christ Presby. Acad.-ATCHISON, J. 1-14; WILLIAMS, D. 1-1. U. School of Jackson-SIKES, J. 1-9.

FUMBLES: Christ Presby. Acad.-None. U. School of Jackson-DELOACH, R. 1-1.

Stadium: Floyd Attendance: 5318
Kickoff time: 3:28 End of Game: 6:26 Total elapsed time: 2:58
Officials: Referee: David Birkner; Umpire: Doug Dillinger;
Linesman: Randy Hodge; Line judge: Lynn Griffith; Back judge: Howard Hinson;
Scorer: Morris & Layman;
Temperature: 44 Wind: Calm Weather: Cloudy

Offensive MVP: David Latimer, CPA
Defensive MVP: Johnny Shields, CPA

Christ Presby. Acad. vs U. School of Jackson (Dec. 1, 2000 at Murfreesboro, TN)

SACKS (UA-A): Christ Presby. Acad.-FARNSWORTH, J. 1-0; SHIELDS, J. 1-0; ROSS, S. 1-0. U. School of Jackson-DELOACH, S. 1-0.

TACKLES (UA-A): Christ Presby. Acad.-LATIMER, D. 4-4; SHIELDS, J. 5-2; FARNSWORTH, J. 4-3; WALLACE, C. 6-0; HORN, J. 4-1; GILL, M. 3-2; STONE, B. 3-1; ATCHISON, J. 3-0; CORDER, J. 2-1; ROSS,
S. 2-0; WILLIAMS, D. 1-1; ATCHISON, B. 1-1; HIGH, A. 1-0; GREENWOOD, S. 1-0; PATE, B. 0-1; TIPPS, H.
0-1. U. School of Jackson-SHEFFIELD, R. 6-2; FAY, G. 4-4; WARREN, A. 5-0; SIKES, J. 4-1; MALOAN, D.
3-0; CAMPBELL, N. 3-0; WOODS, W. 2-1; GRINALDS, J. 2-1; PHILLIPS, J. 2-0; COOK, R. 1-1; RICHARDSON,
J. 0-2; TAYLOR, P. 1-0; DELOACH, S. 1-0; COLE, S. 1-0; CARROLL, J. 1-0; PAYNE, F. 0-1; YOUNG, R.
0-1.

Game Starters:

Christ Presby. Acad.

POS	##	OFFENSE
WR	3	HORN, J.
LT	77	CORDER, J.
LG	70	ROSS, S.
C	62	GREENWOOD, S.
RG	63	TIPPS, H.
RT	78	SHIELDS, J.
TE	8	WALLACE, C.
FL	10	STONE, B.
QB	7	ATCHISON, B.
TB	2	LATIMER, D.
FB	12	HIGH, A.

POS	##	DEFENSE
DE	78	SHIELDS, J.
DT	77	CORDER, J.
NG	79	FARNSWORTH, J.
DE	70	ROSS, S.
LB	8	WALLACE, C.
LB	22	GILL, M.
LB	9	ATCHISON, J.
CB	5	WILLIAMS, D.
FS	10	STONE, B.
SS	2	LATIMER, D.
CB	3	HORN, J.

U. School of Jackson

POS	##	OFFENSE
WR	7	WILLIAMS, T.
LT	66	BADDOUR, M.
LG	77	SHEARIN, J.
C	55	DELOACH, S.
RG	65	COOK, R.
RT	53	TAYLOR, P.
TE	12	CAMPBELL, N.
WR	41	SIGLER, B.
QB	10	DELOACH, R.
TB	2	PAYNE, F.
FB	47	FAY, G.

POS	##	DEFENSE
LE	68	GRINALDS, J.
LT	63	PHILLIPS, J.
RT	65	COOK, R.
RE	12	CAMPBELL, N.
LB	22	RAGON, R.
LB	50	MALOAN, D.
LB	47	FAY, G.
LB	55	DELOACH, S.
LCB	37	SIKES, J.
FS	9	RICHARDSON, J.
SS	44	SHEFFIELD, R.

Player participation:

Christ Presby. Acad.: 23-PATE, B., 44-HOOPER, W..

U. School of Jackson: 3-METCALF, A., 15-WOODS, W., 20-ROBERTSON, J., 31-WARREN, A., 32-COLE, S., 57-YOUNG, R., 81-CARROLL, J..

Scoring Summary

Scoring Summary (Final)
2000 BLUECROSS BOWL
Christ Presby. Acad. vs U. School of Jackson (Dec. 1, 2000 at Murfreesboro, TN)

Christ Presby. Acad. (15-0) vs. U. School of Jackson (13-2)
Date: Dec. 1, 2000 Site: Murfreesboro, TN Stadium: Floyd
Attendance: 5318

Score by Quarters	**1**	**2**	**3**	**4**	**Score**
Christ Presby. Acad.	0	35	0	14	- 49
U. School of Jackson	0	21	0	6	- 27

Scoring Summary:

2nd 11:24 CPA - LATIMER, D. 11 yd run (WILLIAMS, D. kick)
17 plays, 89 yards, TOP 8:11, CPA 7 - USJ 0
09:29 USJ - ROBERTSON, J. 27 yd pass from DELOACH, R. (METCALF, A. kick)
6 plays, 79 yards, TOP 1:55, CPA 7 - USJ 7
09:10 CPA - STONE, B. 73 yd pass from ATCHISON, B. (WILLIAMS, D. kick failed)
1 play, 73 yards, TOP 0:19, CPA 13 - USJ 7
07:23 USJ - FAY, G. 1 yd run (METCALF, A. kick)
4 plays, 83 yards, TOP 1:47, CPA 13 - USJ 14
05:34 USJ - FAY, G. 1 yd run (METCALF, A. kick)
5 plays, 48 yards, TOP 1:22, CPA 13 - USJ 21
04:26 CPA - LATIMER, D. 11 yd run (STONE, B. pass)
3 plays, 53 yards, TOP 1:08, CPA 21 - USJ 21
04:06 CPA - ATCHISON, B. 8 yd run (WILLIAMS, D. kick)
1 play, 8 yards, TOP 0:05, CPA 28 - USJ 21
01:27 CPA - WALLACE, C. 57 yd run (WILLIAMS, D. kick)
2 plays, 55 yards, TOP 0:58, CPA 35 - USJ 21
4th 11:10 CPA - LATIMER, D. 1 yd run (WILLIAMS, D. kick)
14 plays, 80 yards, TOP 8:18, CPA 42 - USJ 21
08:11 CPA - ATCHISON, B. 23 yd run (WILLIAMS, D. kick)
4 plays, 43 yards, TOP 0:56, CPA 49 - USJ 21
00:14 USJ - PAYNE, F. 6 yd pass from DELOACH, R. (METCALF, A. kick blockd)
6 plays, 63 yards, TOP 2:19, CPA 49 - USJ 27

Kickoff time: 3:28 End of Game: 6:26 Total elapsed time: 2:58
Officials: Referee: David Birkner; Umpire: Doug Dillinger;
Linesman: Randy Hodge; Line judge: Lynn Griffith; Back judge: Howard Hinson;
Scorer: Morris & Layman;
Temperature: 44 Wind: Calm Weather: Cloudy

Offensive MVP: David Latimer, CPA
Defensive MVP: Johnny Shields, CPA

Team Statistics

Team Statistics (Final)
2000 BLUECROSS BOWL
Christ Presby. Acad. vs U. School of Jackson (Dec. 1, 2000 at Murfreesboro, TN)

	CPA	USJ
FIRST DOWNS.....	**18**	**21**
Rushing.....	15	4
Passing.....	2	15
Penalty.....	1	2
Rushing Attempts.....	43	27
Yards Gained Rushing.....	299	116
Yards Lost Rushing.....	18	23
NET YARDS RUSHING.....	**281**	**93**
NET YARDS PASSING.....	**111**	**402**
Passes Attempted.....	7	43
Passes Completed.....	3	19
Had Intercepted.....	1	2
TOTAL OFFENSIVE PLAYS.....	**50**	**70**
TOTAL NET YARDS.....	**392**	**495**
Average Gain Per Play.....	7.8	7.1
Fumbles: Number-Lost.....	0-0	1-1
Penalties: Number-Yards.....	6-53	10-75
Number of Punts-Yards.....	2-29	1-33
Average Per Punt.....	14.5	33.0
Punt Returns: Number-Yards....	0-0	0-0
Kickoff Returns: Number-Yards.	3-84	8-69
Interceptions: Number-Yards...	2-15	1-9
Fumble Returns: Number-Yards..	0-0	0-0
Miscellaneous Yards.....	0	0
Possession Time.....	23:34	24:26
Third-Down Conversions.....	5 of 8	6 of 14
Fourth-Down Conversions.....	1 of 1	2 of 5
Sacks By: Number-Yards.....	3-18	1-2

Individual Statistics

Individual Statistics (Final)
2000 BLUECROSS BOWL
Christ Presby. Acad. vs U. School of Jackson (Dec. 1, 2000 at Murfreesboro, TN)

Christ Presby. Acad.

Rushing	No	Gain	Loss	Net	TD	Lg	Avg
LATIMER, D.	25	141	10	131	3	13	5.2
ATCHISON, B.	9	79	2	77	2	23	8.6
WALLACE, C.	4	69	0	69	1	57	17.2
STONE, B.	3	7	2	5	0	5	1.7
HIGH, A.	1	3	0	3	0	3	3.0
HOOPER, W.	1	0	4	-4	0	0	-4.0
Totals...	43	299	18	281	6	57	6.5

Passing	Att-Cmp-Int	Yds	TD	Long	Sck
ATCHISON, B.	6-3-1	111	1	73	1
STONE, B.	1-0-0	0	0	0	0
Totals...	7-3-1	111	1	73	1

Receiving	No.	Yds	TD	Long
STONE, B.	3	111	1	73
Totals...	3	111	1	73

Punting	No.	Yds	Avg	Long	In20
WILLIAMS, D.	2	29	14.5	31	0
Totals...	2	29	14.5	31	0

	Punts			Kickoffs			Intercept		
All Returns	No.	Yds.	Lg	No.	Yds.	Lg	No.	Yds.	Lg
STONE, B.	0	0	0	1	44	44	0	0	0
ATCHISON, J.	0	0	0	0	0	0	1	14	14
WILLIAMS, D.	0	0	0	0	0	0	1	1	1
HORN, J.	0	0	0	2	39	21	0	0	0
WALLACE, C.	0	0	0	0	1	1	0	0	0
Totals...	0	0	0	3	84	44	2	15	14

Field goal attempts

U. School of Jackson

Rushing	No	Gain	Loss	Net	TD	Lg	Avg
FAY, G.	14	87	4	83	2	27	5.9
PAYNE, F.	5	12	1	11	0	7	2.2
DELOACH, R.	8	17	18	-1	0	9	-0.1
Totals...	27	116	23	93	2	27	3.4

Passing	Att-Cmp-Int	Yds	TD	Long	Sck
DELOACH, R.	42-18-2	364	2	80	3
PAYNE, F.	1-1-0	38	0	38	0
Totals...	43-19-2	402	2	80	3

Receiving	No.	Yds	TD	Long
PAYNE, F.	10	162	1	80
ROBERTSON, J.	7	202	1	53
FAY, G.	1	29	0	29
SIKES, J.	1	9	0	9
Totals...	19	402	2	80

Punting	No.	Yds	Avg	Long	In20
DELOACH, R.	1	33	33.0	33	0
Totals...	1	33	33.0	33	0

	Punts			Kickoffs			Intercept		
All Returns	No.	Yds.	Lg	No.	Yds.	Lg	No.	Yds.	Lg
PAYNE, F.	0	0	0	3	29	14	0	0	0
SIKES, J.	0	0	0	1	13	13	1	9	9
RICHARDSON, J.	0	0	0	0	-3	0	0	0	0
WOODS, W.	0	0	0	4	30	20	0	0	0
Totals...	0	0	0	8	69	20	1	9	9

Field goal attempts

METCALF, A. 3rd 07:28 32 yds - Missed

FUMBLES: Christ Presby. Acad.-None. U. School of Jackson-DELOACH, R. 1-1.

Drive Chart

Drive Chart (Final)
2000 BLUECROSS BOWL
Christ Presby. Acad. vs U. School of Jackson (Dec. 1, 2000 at Murfreesboro, TN)

	Drive Started				Drive Ended			Consumed	
Team	**Qtr**	**Spot**	**Time**	**Obtained**	**Spot**	**Time**	**How Lost**	**Pl-Yds**	**TOP**
CPA	1st	C11	07:35	Interception	U00	11:24	*TOUCHDOWN	17-89	08:11
CPA	2nd	C27	09:29	Kickoff	U00	09:10	*TOUCHDOWN	1-73	00:19
CPA	2nd	C26	07:23	Kickoff	C26	06:56	Interception	2-0	00:27
CPA	2nd	C47	05:34	Kickoff	U00	04:26	*TOUCHDOWN	3-53	01:08
CPA	2nd	U08	04:11	Fumble	U00	04:06	*TOUCHDOWN	1-8	00:05
CPA	2nd	C45	02:25	Punt	U00	01:27	*TOUCHDOWN	2-55	00:58
CPA	2nd	C14	00:00	Interception	C14	12:00	End of half	0-0	00:00
CPA	3rd	C48	12:00	Kickoff	C43	10:06	Punt	3--5	01:54
CPA	3rd	C20	07:28	Missed FG	U00	11:10	*TOUCHDOWN	14-80	08:18
CPA	4th	U43	09:07	Downs	U00	08:11	*TOUCHDOWN	4-43	00:56
CPA	4th	C34	03:37	Downs	C32	02:33	Punt	3--2	01:04
CPA	4th	U47	00:14	Kickoff	U48	00:00	End of half	1--1	00:14
USJ	1st	U22	12:00	Kickoff	C18	07:35	Interception	13-60	04:25
USJ	2nd	U21	11:24	Kickoff	C00	09:29	*TOUCHDOWN	6-79	01:55
USJ	2nd	U17	09:10	Kickoff	C00	07:23	*TOUCHDOWN	4-83	01:47
USJ	2nd	C48	06:56	Interception	C00	05:34	*TOUCHDOWN	5-48	01:22
USJ	2nd	U26	04:26	Kickoff	U18	04:11	Fumble	1--8	00:15
USJ	2nd	U24	04:06	Kickoff	U22	02:25	Punt	4--2	01:41
USJ	2nd	U16	01:27	Kickoff	C07	00:00	Interception	8-77	01:27
USJ	3rd	C41	10:06	Punt	C15	07:28	Missed FG	7-26	02:38
USJ	4th	U25	11:10	Kickoff	U43	09:07	Downs	5-18	02:03
USJ	4th	U27	08:11	Kickoff	C34	03:37	Downs	12-39	04:34
USJ	4th	U37	02:33	Punt	C00	00:14	*TOUCHDOWN	6-63	02:19

CPA	**1st Qtr**	**2nd Qtr**	**3rd Qtr**	**4th Qtr**	**1st Half**	**2nd Half**	**Total**
Time of possession	07:35	03:33	09:22	03:04	11:08	12:26	23:34
3rd Down Conversions	2/3	0/0	2/3	1/2	2/3	3/5	5/8
Avg Field Position	C11	C47	C34	C48	C41	C42	C41
4th Down Conversions	1/1	0/0	0/0	0/0	1/1	0/0	1/1

USJ	**1st Qtr**	**2nd Qtr**	**3rd Qtr**	**4th Qtr**	**1st Half**	**2nd Half**	**Total**
Time of possession	04:25	08:27	02:38	08:56	12:52	11:34	24:26
3rd Down Conversions	2/4	2/4	0/1	2/5	4/8	2/6	6/14
Avg Field Position	U22	U26	C41	U29	U25	U37	U29
4th Down Conversions	1/1	0/1	0/0	1/3	1/2	1/3	2/5

Drive Chart (By Quarter)

		Drive Started			Drive Ended			Consumed	
Team	**Qtr**	**Spot**	**Time**	**Obtained**	**Spot**	**Time**	**How Lost**	**Pl-Yds**	**TOP**
USJ	1st	U22	12:00	Kickoff	C18	07:35	Interception	13-60	04:25
CPA	1st	C11	07:35	Interception	U00	11:24	*TOUCHDOWN	17-89	08:11
USJ	2nd	U21	11:24	Kickoff	C00	09:29	*TOUCHDOWN	6-79	01:55
CPA	2nd	C27	09:29	Kickoff	U00	09:10	*TOUCHDOWN	1-73	00:19
USJ	2nd	U17	09:10	Kickoff	C00	07:23	*TOUCHDOWN	4-83	01:47
CPA	2nd	C26	07:23	Kickoff	C26	06:56	Interception	2-0	00:27
USJ	2nd	C48	06:56	Interception	C00	05:34	*TOUCHDOWN	5-48	01:22
CPA	2nd	C47	05:34	Kickoff	U00	04:26	*TOUCHDOWN	3-53	01:08
USJ	2nd	U26	04:26	Kickoff	U18	04:11	Fumble	1--8	00:15
CPA	2nd	U08	04:11	Fumble	U00	04:06	*TOUCHDOWN	1-8	00:05
USJ	2nd	U24	04:06	Kickoff	U22	02:25	Punt	4--2	01:41
CPA	2nd	C45	02:25	Punt	U00	01:27	*TOUCHDOWN	2-55	00:58
USJ	2nd	U16	01:27	Kickoff	C07	00:00	Interception	8-77	01:27
CPA	2nd	C14	00:00	Interception	C14	12:00	End of half	0-0	00:00
CPA	3rd	C48	12:00	Kickoff	C43	10:06	Punt	3--5	01:54
USJ	3rd	C41	10:06	Punt	C15	07:28	Missed FG	7-26	02:38
CPA	3rd	C20	07:28	Missed FG	U00	11:10	*TOUCHDOWN	14-80	08:18
USJ	4th	U25	11:10	Kickoff	U43	09:07	Downs	5-18	02:03
CPA	4th	U43	09:07	Downs	U00	08:11	*TOUCHDOWN	4-43	00:56
USJ	4th	U27	08:11	Kickoff	C34	03:37	Downs	12-39	04:34
CPA	4th	C34	03:37	Downs	C32	02:33	Punt	3--2	01:04
USJ	4th	U37	02:33	Punt	C00	00:14	*TOUCHDOWN	6-63	02:19
CPA	4th	U47	00:14	Kickoff	U48	00:00	End of half	1--1	00:14

Defensive Statistics

Defensive Statistics (Final)
2000 BLUECROSS BOWL
Christ Presby. Acad. vs U. School of Jackson (Dec. 1, 2000 at Murfreesboro, TN)

Christ Presby. Acad.

##	Player	UT	AT	Total	ForLoss	FF	FR-Yd	Intc	PD	Blkd	Sack/Yds	QH
2	LATIMER, D.	4	4	8	1-2	.	.	.	1	.	/	.
78	SHIELDS, J.	5	2	7	3-10	1	.	.	.	.	1/8	.
79	FARNSWORTH, J.	4	3	7	2-7	.	.	.	.	.	1/6	.
8	WALLACE, C.	6	.	6	.	.	.	.	.	.	/	.
3	HORN, J.	4	1	5	.	.	.	.	.	.	/	.
22	GILL, M.	3	2	5	.	.	.	.	.	.	/	.
10	STONE, B.	3	1	4	.	.	.	.	.	.	/	.
9	ATCHISON, J.	3	.	3	1-3	.	.	1-14	1	.	/	.
77	CORDER, J.	2	1	3	.	.	.	.	.	.	/	.
70	ROSS, S.	2	.	2	1-4	.	1-0	.	.	.	1/4	.
5	WILLIAMS, D.	1	1	2	.	.	.	1-1	3	.	/	.
7	ATCHISON, B.	1	1	2	.	.	.	.	.	.	/	.
12	HIGH, A.	1	.	1	.	.	.	.	.	.	/	.
62	GREENWOOD, S.	1	.	1	.	.	.	.	.	.	/	.
63	TIPPS, H.	.	1	1	.	.	.	.	.	.	/	.
23	PATE, B.	.	1	1	.	.	.	.	.	.	/	.

U. School of Jackson

##	Player	UT	AT	Total	ForLoss	FF	FR-Yd	Intc	PD	Blkd	Sack/Yds	QH
44	SHEFFIELD, R.	6	2	8	.	.	.	.	.	.	/	.
47	FAY, G.	4	4	8	1-4	.	.	.	.	.	/	.
31	WARREN, A.	5	.	5	.	.	.	.	.	.	/	.
37	SIKES, J.	4	1	5	.	.	.	1-9	1	.	/	.
50	MALOAN, D.	3	.	3	.	.	.	.	.	.	/	.
12	CAMPBELL, N.	3	.	3	.	.	.	.	.	.	/	.
68	GRINALDS, J.	2	1	3	.	.	.	.	.	.	/	.
15	WOODS, W.	2	1	3	.	.	.	.	.	.	/	.
63	PHILLIPS, J.	2	.	2	2-10	.	.	.	.	.	/	.
65	COOK, R.	1	1	2	.	.	.	.	1	.	/	.
9	RICHARDSON, J.	.	2	2	1-4	.	.	.	.	.	/	.
81	CARROLL, J.	1	.	1	.	.	.	.	.	.	/	.
32	COLE, S.	1	.	1	.	.	.	.	.	.	/	.
53	TAYLOR, P.	1	.	1	.	.	.	.	.	.	/	.
55	DELOACH, S.	1	.	1	1-2	.	.	.	.	.	1/2	.
2	PAYNE, F.	.	1	1	.	.	.	.	.	.	/	.
57	YOUNG, R.	.	1	1	.	.	.	.	.	.	/	.

Quickie Statistics

Quickie Statistics (Final)
Christ Presby. Acad. vs U. School of Jackson (Dec. 1, 2000 at Murfreesboro, TN)

	CPA	USJ
Score.....	49	27
FIRST DOWNS.....	**18**	**21**
RUSHES-YARDS (NET).....	**43-281**	**27-93**
PASSING YDS (NET).....	**111**	**402**
Passes Att-Comp-Int.....	7-3-1	43-19-2
TOTAL OFFENSE PLAYS-YARDS.....	**50-392**	**70-495**
Fumble Returns-Yards.....	0-0	0-0
Punt Returns-Yards.....	0-0	0-0
Kickoff Returns-Yards.....	3-84	8-69
Interception Returns-Yards....	2-15	1-9
Punts (Number-Avg).....	2-14.5	1-33.0
Fumbles-Lost.....	0-0	1-1
Penalties-Yards.....	6-53	10-75
Possession Time.....	23:34	24:26

Christ Presby. Acad.

Rushing	No	Yds	TD	Lg	Avg
LATIMER, D.	25	131	3	13	5.2
ATCHISON, B.	9	77	2	23	8.6
WALLACE, C.	4	69	1	57	17.2
STONE, B.	3	5	0	5	1.7

Passing	Att	Cmp	Int	Yds	TD	Lng
ATCHISON, B.	6	3	1	111	1	73
STONE, B.	1	0	0	0	0	0

Receiving	No.	Yds	TD	Long
STONE, B.	3	111	1	73

Punting	No.	Avg	Long	I20
WILLIAMS, D.	2	14.5	31	0

Punt returns	No.	Yds	TD	Long

Kick returns	No.	Yds	TD	Long
HORN, J.	2	39	0	21
STONE, B.	1	44	0	44

U. School of Jackson

Rushing	No	Yds	TD	Lg	Avg
FAY, G.	14	83	2	27	5.9
PAYNE, F.	5	11	0	7	2.2
DELOACH, R.	8	-1	0	9	-0.1

Passing	Att	Cmp	Int	Yds	TD	Lng
DELOACH, R.	42	18	2	364	2	80
PAYNE, F.	1	1	0	38	0	38

Receiving	No.	Yds	TD	Long
PAYNE, F.	10	162	1	80
ROBERTSON, J.	7	202	1	53
FAY, G.	1	29	0	29
SIKES, J.	1	9	0	9

Punting	No.	Avg	Long	I20
DELOACH, R.	1	33.0	33	0

Punt returns	No.	Yds	TD	Long

Kick returns	No.	Yds	TD	Long
WOODS, W.	4	30	0	20
PAYNE, F.	3	29	0	14

Team	Qtr	Time	Scoring play	Conversion	Plays-Yards	TOP	CPA - USJ
CPA	2nd	11:24	LATIMER, D. 11 yd run	WILLIAMS, D. kick	17-89	8:11	7 - 0
USJ	2nd	09:29	ROBERTSON, J. 27 yd pass from DELOACH, R.	METCALF, A. kick	6-79	1:55	7 - 7
CPA	2nd	09:10	STONE, B. 73 yd pass from ATCHISON, B.	WILLIAMS, D. kick failed	1-73	0:19	13 - 7
USJ	2nd	07:23	FAY, G. 1 yd run	METCALF, A. kick	4-83	1:47	13 - 14
USJ	2nd	05:34	FAY, G. 1 yd run	METCALF, A. kick	5-48	1:22	13 - 21
CPA	2nd	04:26	LATIMER, D. 11 yd run	STONE, B. pass	3-53	1:08	21 - 21
CPA	2nd	04:06	ATCHISON, B. 8 yd run	WILLIAMS, D. kick	1-8	0:05	28 - 21
CPA	2nd	01:27	WALLACE, C. 57 yd run	WILLIAMS, D. kick	2-55	0:58	35 - 21
CPA	4th	11:10	LATIMER, D. 1 yd run	WILLIAMS, D. kick	14-80	8:18	42 - 21
CPA	4th	08:11	ATCHISON, B. 23 yd run	WILLIAMS, D. kick	4-43	0:56	49 - 21
USJ	4th	00:14	PAYNE, F. 6 yd pass from DELOACH, R.	METCALF, A. kick blockd	6-63	2:19	49 - 27

Play-by-Play Summary (1st Quarter)

```
                WILLIAMS, D. kickoff 52 yards to the USJ8, PAYNE, F. return 14 yards to the
                USJ22 (GILL, M.;TIPPS, H.).
      U 1-10 U22   PAYNE, F. rush for 7 yards to the USJ29 (LATIMER, D.;STONE, B.).
      U 2-3  U29   DELOACH, R. pass incomplete to PAYNE, F..
      U 3-3  U29   DELOACH, R. rush for 5 yards to the USJ34, 1ST DOWN USJ (LATIMER,
                   D.).
      U 1-10 U34   PAYNE, F. rush for no gain to the USJ34 (LATIMER, D.;SHIELDS, J.).
      U 2-10 U34   DELOACH, R. pass complete to PAYNE, F. for loss of 2 yards to the USJ32
                   (LATIMER, D.).
      U 3-12 U32   PAYNE, F. pass complete to ROBERTSON, J. for 38 yards to the CPA30,
                   1ST DOWN USJ (STONE, B.).
      U 1-10 C30   DELOACH, R. pass incomplete to PAYNE, F..
      U 2-10 C30   DELOACH, R. pass incomplete to PAYNE, F..
      U 3-10 C30   DELOACH, R. pass incomplete to ROBERTSON, J..
      U 4-10 C30   DELOACH, R. pass complete to ROBERTSON, J. for 13 yards to the CPA17,
                   1ST DOWN USJ (LATIMER, D.;HORN, J.).
      U 1-10 C17   DELOACH, R. pass incomplete to ROBERTSON, J..
      U 2-10 C17   PAYNE, F. rush for loss of 1 yard to the CPA18 (FARNSWORTH, J.;SHIELDS,
                   J.).
      U 3-11 C18   DELOACH, R. pass intercepted by WILLIAMS, D. at the CPA10, WILLIAMS, D.
                   return 1 yards to the CPA11 (SIKES, J.).
--------------- 13 plays, 60 yards, TOP 04:25 ---------------

  C 1-10 C11   CHRIST PRESBY. ACAD. drive start at 07:35 (1st).
  C 1-10 C11   LATIMER, D. rush for 8 yards to the CPA19 (SHEFFIELD, R.).
  C 2-2  C19   PENALTY USJ offside 5 yards to the CPA24, 1ST DOWN CPA.
  C 1-10 C24   LATIMER, D. rush for 4 yards to the CPA28 (COOK, R.;FAY, G.).
  C 2-6  C28   LATIMER, D. rush for 4 yards to the CPA32 (FAY, G.;RICHARDSON, J.).
  C 3-2  C32   LATIMER, D. rush for 1 yard to the CPA33 (CAMPBELL, N.).
  C 4-1  C33   LATIMER, D. rush for 5 yards to the CPA38, 1ST DOWN CPA (SHEFFIELD,
               R.).
  C 1-10 C38   ATCHISON, B. rush for 6 yards to the CPA44 (FAY, G.), PENALTY CPA holding
               10 yards to the CPA34.
  C 1-14 C34   1st and 14.
  C 1-14 C34   LATIMER, D. rush for 13 yards to the CPA47 (SIKES, J.).
  C 2-1  C47   LATIMER, D. rush for no gain to the CPA47 (FAY, G.).
  C 3-1  C47   ATCHISON, B. rush for 3 yards to the 50 yardline, 1ST DOWN CPA (FAY,
               G.).
  C 1-10 C50   LATIMER, D. rush for 3 yards to the USJ47 (GRINALDS, J.).
  C 2-7  U47   LATIMER, D. rush for 6 yards to the USJ41 (MALOAN, D.).
  C 3-1  U41   ATCHISON, B. rush for 3 yards to the USJ38, 1ST DOWN CPA (MALOAN,
               D.).
  C 1-10 U38   ATCHISON, B. pass complete to STONE, B. for 5 yards to the USJ33 (SIKES,
               J.).
  C 2-5  U33   LATIMER, D. rush for 10 yards to the USJ23, 1ST DOWN CPA (GRINALDS,
               J.).

                         ==============END OF 1st QUARTER==============
                         CHRIST PRESBY. ACAD. 0, U. SCHOOL OF JACKSON 0
                         ===============================================
```

Play-by-Play Summary (2nd quarter)

```
  C 1-10 U23   Start of 2nd quarter, clock 12:00.
  C 1-10 U23   ATCHISON, B. rush for 12 yards to the USJ11, 1ST DOWN CPA (SHEFFIELD,
               R.;SIKES, J.).
  C 1-10 U11   LATIMER, D. rush for 11 yards to the USJ0, 1ST DOWN CPA, TOUCHDOWN,
               clock 11:24.
               WILLIAMS, D. kick attempt good.

                         ==============================================
                         CHRIST PRESBY. ACAD. 7, U. SCHOOL OF JACKSON 0
                         ==============================================

--------------- 17 plays, 89 yards, TOP 08:11 ---------------

               WILLIAMS, D. kickoff 46 yards to the USJ14, WOODS, W. return 7 yards to the
               USJ21 (GILL, M.).
      U 1-10 U21   U. SCHOOL OF JACKSON drive start at 11:24 (2nd).
      U 1-10 U21   PAYNE, F. rush for 4 yards to the USJ25 (ROSS, S.).
      U 2-6  U25   DELOACH, R. pass incomplete to ROBERTSON, J..
      U 3-6  U25   DELOACH, R. pass complete to ROBERTSON, J. for 43 yards to the CPA32,
                   1ST DOWN USJ (HORN, J.).
      U 1-10 C32   FAY, G. rush for 5 yards to the CPA27 (SHIELDS, J.).
      U 2-5  C27   DELOACH, R. pass incomplete to CAMPBELL, N..
      U 3-5  C27   DELOACH, R. pass complete to ROBERTSON, J. for 27 yards to the CPA0,
                   1ST DOWN USJ, TOUCHDOWN, clock 09:29.
                   METCALF, A. kick attempt good.

                         ==============================================
                         CHRIST PRESBY. ACAD. 7, U. SCHOOL OF JACKSON 7
                         ==============================================

      U 1-G  U40   PENALTY USJ offside 5 yards to the USJ35.
--------------- 6 plays, 79 yards, TOP 01:55 ---------------

                   METCALF, A. kickoff 56 yards to the CPA9, HORN, J. return 18 yards to
                   the CPA27 (COLE, S.).
  C 1-10 C27   CHRIST PRESBY. ACAD. drive start at 09:29 (2nd).
  C 1-10 C27   ATCHISON, B. pass complete to STONE, B. for 73 yards to the USJ0, 1ST
               DOWN CPA, TOUCHDOWN, clock 09:10.
               WILLIAMS, D. kick attempt failed.

                        ==============================================
                        CHRIST PRESBY. ACAD. 13, U. SCHOOL OF JACKSON 7
                        ==============================================

  C 1-G  C40   CPA ball on USJ40.
--------------- 1 plays, 73 yards, TOP 00:19 ---------------

               WILLIAMS, D. kickoff 31 yards to the USJ9, PAYNE, F. return 8 yards to the
               USJ17 (WALLACE, C.).
      U 1-10 U17   U. SCHOOL OF JACKSON drive start at 09:10 (2nd).
      U 1-10 U17   FAY, G. rush for 2 yards to the USJ19 (SHIELDS, J.).
      U 2-8  U19   DELOACH, R. pass complete to PAYNE, F. for 80 yards to the CPA1, 1ST
                   DOWN USJ (LATIMER, D.).
      U 1-G  C01   DELOACH, R. rush for no gain to the CPA1 (CORDER, J.).
      U 2-G  C01   PENALTY CPA offside 0 yards to the CPA1.
      U 2-G  C01   FAY, G. rush for 1 yard to the CPA0, TOUCHDOWN, clock 07:23.
                   METCALF, A. kick attempt good.

                        ===============================================
                        CHRIST PRESBY. ACAD. 13, U. SCHOOL OF JACKSON 14
                        ===============================================
```

---------- 4 plays, 83 yards, TOP 01:47 ----------

METCALF, A. kickoff 55 yards to the CPA5, HORN, J. return 21 yards to the CPA26 (WOODS, W.).
C 1-10 C26 CHRIST PRESBY. ACAD. drive start at 07:23 (2nd).
C 1-10 C26 ATCHISON, B. pass incomplete to STONE, B..
C 2-10 C26 ATCHISON, B. pass intercepted by SIKES, J. at the USJ43, SIKES, J. return 9 yards to the CPA48 (WALLACE, C.).
---------- 2 plays, 0 yards, TOP 00:27 ----------

U 1-10 C48 U. SCHOOL OF JACKSON drive start at 06:56 (2nd).
U 1-10 C48 DELOACH, R. pass incomplete to ROBERTSON, J. (LATIMER, D.).
U 2-10 C48 *PENALTY CPA offside 5 yards to the CPA43*.
U 2-5 C43 FAY, G. rush for 27 yards to the CPA16, **1ST DOWN USJ** (SHIELDS, J.).
U 1-10 C16 DELOACH, R. pass incomplete to ROBERTSON, J. (HORN, J.), *PENALTY CPA holding 8 yards to the CPA8*, NO PLAY.
U 1-2 C08 FAY, G. rush for loss of 3 yards to the CPA11 (ATCHISON, J.).
U 2-5 C11 Timeout U. School of Jackson, clock 05:43.
U 2-5 C11 DELOACH, R. pass complete to PAYNE, F. for 10 yards to the CPA1, **1ST DOWN USJ** (STONE, B.).
U 1-G C01 FAY, G. rush for 1 yard to the CPA0, TOUCHDOWN, clock 05:34.
METCALF, A. kick attempt good.

==========
CHRIST PRESBY. ACAD. 13, U. SCHOOL OF JACKSON 21
==========

U 1-G U40 USJ ball on USJ40.
---------- 5 plays, 48 yards, TOP 01:22 ----------

METCALF, A. kickoff 57 yards to the CPA3, STONE, B. return 44 yards to the CPA47 (CARROLL, J.).
C 1-10 C47 CHRIST PRESBY. ACAD. drive start at 05:34 (2nd).
C 1-10 C47 LATIMER, D. rush for 9 yards to the USJ44 (SHEFFIELD, R.).
C 2-1 U44 Timeout Christ Presby. Acad., clock 04:50.
C 2-1 U44 ATCHISON, B. pass complete to STONE, B. for 33 yards to the USJ11, **1ST DOWN CPA**.
C 1-10 U11 LATIMER, D. rush for 11 yards to the USJ0, **1ST DOWN CPA**, TOUCHDOWN, clock 04:26.
ATCHISON, B. pass attempt to STONE, B. good.

==========
CHRIST PRESBY. ACAD. 21, U. SCHOOL OF JACKSON 21
==========

---------- 3 plays, 53 yards, TOP 01:08 ----------

WILLIAMS, D. kickoff 54 yards to the USJ6, WOODS, W. return 20 yards to the USJ26 (HORN, J.).
U 1-10 U26 U. SCHOOL OF JACKSON drive start at 04:26 (2nd).
U 1-10 U26 DELOACH, R. sacked for loss of 8 yards to the USJ18 (SHIELDS, J.), fumble by DELOACH, R. recovered by CPA ROSS, S. at USJ18 (TAYLOR, P.).
---------- 1 plays, minus 8 yards, TOP 00:15 ----------

C 1-10 U18 CHRIST PRESBY. ACAD. drive start at 04:11 (2nd).
C 1-10 U18 CPA ball on USJ8.
C 1-G U08 ATCHISON, B. rush for 8 yards to the USJ0, TOUCHDOWN, clock 04:06.
WILLIAMS, D. kick attempt good.

==========
CHRIST PRESBY. ACAD. 28, U. SCHOOL OF JACKSON 21
==========

C 1-G C40 *PENALTY USJ offside 5 yards to the CPA45.*

---------- 1 plays, 8 yards, TOP 00:05 ----------

WILLIAMS, D. kickoff 40 yards to the USJ15, WOODS, W. return 9 yards to the USJ24 (ATCHISON, B.).

U 1-10 U24 U. SCHOOL OF JACKSON drive start at 04:06 (2nd).
U 1-10 U24 FAY, G. rush for 4 yards to the USJ28 (ATCHISON, J.), *PENALTY USJ clipping 14 yards to the USJ14.*
U 1-20 U14 1st and 20.
U 1-20 U14 DELOACH, R. rush for 9 yards to the USJ23 (GILL, M.).
U 2-11 U23 FAY, G. rush for loss of 1 yard to the USJ22 (SHIELDS, J.).
U 3-12 U22 DELOACH, R. pass incomplete to PAYNE, F..
U 4-12 U22 DELOACH, R. punt 33 yards to the CPA45, out-of-bounds.

---------- 4 plays, minus 2 yards, TOP 01:41 ----------

C 1-10 C45 CHRIST PRESBY. ACAD. drive start at 02:25 (2nd).
C 1-10 C45 ATCHISON, B. sacked for loss of 2 yards to the CPA43 (DELOACH, S.).
C 2-12 C43 WALLACE, C. rush for 57 yards to the USJ0, **1ST DOWN CPA**, TOUCHDOWN, clock 01:27.
WILLIAMS, D. kick attempt good.

==========
CHRIST PRESBY. ACAD. 35, U. SCHOOL OF JACKSON 21
==========

---------- 2 plays, 55 yards, TOP 00:58 ----------

WILLIAMS, D. kickoff 35 yards to the USJ25, WOODS, W. return -6 yards to the USJ19, RICHARDSON, J. for loss of 3 yards to the USJ16 (ATCHISON, B.;PATE, B.).

U 1-10 U16 U. SCHOOL OF JACKSON drive start at 01:18 (2nd), USJ ball on USJ16.
U 1-10 U16 *PENALTY CPA personal foul 15 yards to the USJ31, **1ST DOWN USJ**.*
U 1-10 U31 DELOACH, R. pass complete to PAYNE, F. for 8 yards to the USJ39 (WILLIAMS, D.;LATIMER, D.).
U 2-2 U39 DELOACH, R. pass complete to PAYNE, F. for 10 yards to the USJ49, **1ST DOWN USJ** (HORN, J.).
U 1-10 U49 DELOACH, R. pass complete to ROBERTSON, J. for 11 yards to the CPA40, **1ST DOWN USJ** (WILLIAMS, D.).
U 1-10 C40 DELOACH, R. pass incomplete to SIKES, J., *PENALTY CPA personal foul 15 yards to the CPA25, **1ST DOWN USJ***, NO PLAY.
U 1-10 C25 Timeout Christ Presby. Acad., clock 00:23.
U 1-10 C25 DELOACH, R. pass complete to PAYNE, F. for 17 yards to the CPA8, **1ST DOWN USJ**.
U 1-G C08 DELOACH, R. pass incomplete to ROBERTSON, J..
U 2-G C08 DELOACH, R. rush for 1 yard to the CPA7 (FARNSWORTH, J.;GILL, M.).
U 3-G C07 Timeout U. School of Jackson, clock 00:07.
U 3-G C07 DELOACH, R. pass incomplete to PAYNE, F..
U 4-G C07 Timeout Christ Presby. Acad., clock 00:02.
U 4-G C07 DELOACH, R. pass intercepted by ATCHISON, J. at the CPA0, ATCHISON, J. return 14 yards to the CPA14, ATCHISON, J. for no gain to the CPA14.

---------- 8 plays, 77 yards, TOP 01:18 ----------

C 1-10 C14 CHRIST PRESBY. ACAD. drive start at 00:00 (2nd).
C 1-10 C14 End of 1st half, clock 00:00.

==========END OF 2nd QUARTER==========
CHRIST PRESBY. ACAD. 35, U. SCHOOL OF JACKSON 21
==========

Play-by-Play Summary (3rd quarter)

```
  C 1-10 C14   Start of 3rd quarter, clock 12:00.

               WILLIAMS, D. kickoff 34 yards to the CPA48, on-side kick, recovered by CPA
               on CPA48.
  C 1-10 C48   CHRIST PRESBY. ACAD. drive start at 12:00 (3rd).
  C 1-10 C48   LATIMER, D. rush for 5 yards to the USJ47 (MALOAN, D.).
  C 2-5  U47   LATIMER, D. rush for loss of 4 yards to the CPA49 (FAY, G.;RICHARDSON, J.),
               PENALTY CPA holding declined.
  C 3-9  C49   LATIMER, D. rush for loss of 6 yards to the CPA43 (PHILLIPS, J.).
  C 4-15 C43   WILLIAMS, D. punt -2 yards to the CPA41, out-of-bounds.
--------------- 3 plays, minus 5 yards, TOP 01:54 ---------------

      U 1-10 C41   U. SCHOOL OF JACKSON drive start at 10:06 (3rd).
      U 1-10 C41   FAY, G. rush for 9 yards to the CPA32 (LATIMER, D.;ROSS, S.), PENALTY
                   USJ holding 11 yards to the USJ48, NO PLAY.
      U 1-21 U48   DELOACH, R. pass complete to FAY, G. for 29 yards to the CPA23, 1ST
                   DOWN USJ (FARNSWORTH, J.).
      U 1-10 C23   DELOACH, R. pass incomplete, PENALTY USJ ineligible downfield on pass
                   declined.
      U 2-10 C23   FAY, G. rush for 19 yards to the CPA4, 1ST DOWN USJ (HORN, J.).
      U 1-G  C04   DELOACH, R. sacked for loss of 6 yards to the CPA10 (FARNSWORTH, J.).
      U 2-G  C10   PENALTY USJ IL 5 yards to the CPA15.
      U 2-G  C15   DELOACH, R. pass incomplete to FAY, G..
      U 3-G  C15   DELOACH, R. pass incomplete to FAY, G..
      U 4-G  C15   METCALF, A. field goal attempt from 32 MISSED - wide right, spot at
                   CPA20, clock 07:28.
--------------- 7 plays, 26 yards, TOP 02:38 ---------------

  C 1-10 C20   ATCHISON, B. rush for 21 yards to the CPA41, 1ST DOWN CPA (SHEFFIELD,
               R.).
  C 1-10 C41   LATIMER, D. rush for 6 yards to the CPA47 (COOK, R.).
  C 2-4  C47   LATIMER, D. rush for 3 yards to the 50 yardline (SIKES, J.).
  C 3-1  C50   LATIMER, D. rush for 5 yards to the USJ45, 1ST DOWN CPA (CAMPBELL,
               N.).
  C 1-10 U45   LATIMER, D. rush for 8 yards to the USJ37 (SHEFFIELD, R.).
  C 2-2  U37   LATIMER, D. rush for 4 yards to the USJ33, 1ST DOWN CPA (FAY,
               G.;PAYNE, F.).
  C 1-10 U33   STONE, B. rush for 5 yards to the USJ28 (WOODS, W.;GRINALDS, J.).
  C 2-5  U28   Timeout Christ Presby. Acad., clock 03:24.
  C 2-5  U28   WALLACE, C. rush for 3 yards to the USJ25 (WARREN, A.).
  C 3-2  U25   WALLACE, C. rush for 8 yards to the USJ17, 1ST DOWN CPA (YOUNG,
               R.;SHEFFIELD, R.).
  C 1-10 U17   LATIMER, D. rush for 9 yards to the USJ8 (WARREN, A.).
  C 2-1  U08   HIGH, A. rush for 3 yards to the USJ5, 1ST DOWN CPA (WARREN, A.).
  C 1-G  U05   WALLACE, C. rush for 1 yard to the USJ4 (CAMPBELL, N.).

                          ===============END OF 3rd QUARTER===============
                          CHRIST PRESBY. ACAD. 35, U. SCHOOL OF JACKSON 21
                          ================================================
```

Play-by-Play Summary (4th quarter)

```
  C 2-G  U04   Start of 4th quarter, clock 12:00.
  C 2-G  U04   ATCHISON, B. rush for 3 yards to the USJ1 (FAY, G.).
  C 3-G  U01   LATIMER, D. rush for 1 yard to the USJ0, TOUCHDOWN, clock 11:10.
               WILLIAMS, D. kick attempt good.

                       ================================================
                       CHRIST PRESBY. ACAD. 42, U. SCHOOL OF JACKSON 21
                       ================================================

--------------- 14 plays, 80 yards, TOP 08:18 ---------------

               WILLIAMS, D. kickoff 42 yards to the USJ18, PAYNE, F. return 7 yards to the
               USJ25 (WALLACE, C.).
      U 1-10 U25   U. SCHOOL OF JACKSON drive start at 11:10 (4th).
      U 1-10 U25   DELOACH, R. pass complete to PAYNE, F. for 15 yards to the USJ40, 1ST
                   DOWN USJ (GREENWOOD, S.).
      U 1-10 U40   FAY, G. rush for 7 yards to the USJ47 (WALLACE, C.).
      U 2-3  U47   DELOACH, R. pass incomplete to SIKES, J. (WILLIAMS, D.).
      U 3-3  U47   DELOACH, R. sacked for loss of 4 yards to the USJ43 (ROSS, S.).
      U 4-7  U43   Timeout U. School of Jackson, clock 09:13.
      U 4-7  U43   DELOACH, R. pass incomplete to PAYNE, F..
--------------- 5 plays, 18 yards, TOP 02:03 ---------------

  C 1-10 U43   CHRIST PRESBY. ACAD. drive start at 09:07 (4th).
  C 1-10 U43   LATIMER, D. rush for 12 yards to the USJ31, 1ST DOWN CPA (WARREN,
               A.).
  C 1-10 U31   LATIMER, D. rush for 3 yards to the USJ28 (WARREN, A.), PENALTY USJ face
               mask 5 yards to the USJ23.
  C 1-2  U23   1st and 2.
  C 1-2  U23   ATCHISON, B. pass incomplete to STONE, B. (COOK, R.).
  C 2-2  U23   ATCHISON, B. rush for 23 yards to the USJ0, 1ST DOWN CPA, TOUCHDOWN,
               clock 08:11.
               WILLIAMS, D. kick attempt good.

                       ================================================
                       CHRIST PRESBY. ACAD. 49, U. SCHOOL OF JACKSON 21
                       ================================================

--------------- 4 plays, 43 yards, TOP 00:56 ---------------

               WILLIAMS, D. kickoff 46 yards to the USJ14, SIKES, J. return 13 yards to the
               USJ27 (HIGH, A.).
      U 1-10 U27   U. SCHOOL OF JACKSON drive start at 08:11 (4th).
      U 1-10 U27   PAYNE, F. rush for 1 yard to the USJ28 (FARNSWORTH, J.;CORDER, J.).
      U 2-9  U28   DELOACH, R. pass incomplete to SIKES, J..
      U 3-9  U28   DELOACH, R. pass complete to PAYNE, F. for 11 yards to the USJ39, 1ST
                   DOWN USJ (GILL, M.).
      U 1-10 U39   DELOACH, R. pass incomplete to PAYNE, F..
      U 2-10 U39   PENALTY USJ false start 5 yards to the USJ34.
      U 2-15 U34   FAY, G. rush for 7 yards to the USJ41 (FARNSWORTH, J.).
      U 3-8  U41   DELOACH, R. pass complete to PAYNE, F. for 7 yards to the USJ48
                   (WALLACE, C.).
      U 4-1  U48   DELOACH, R. rush for 2 yards to the 50 yardline, 1ST DOWN USJ
                   (FARNSWORTH, J.).
      U 1-10 U50   DELOACH, R. pass complete to ROBERTSON, J. for 17 yards to the CPA33,
                   1ST DOWN USJ (STONE, B.).
      U 1-10 C33   FAY, G. rush for 4 yards to the CPA29 (CORDER, J.).
      U 2-6  C29   DELOACH, R. pass incomplete to ROBERTSON, J..
      U 3-6  C29   DELOACH, R. pass incomplete to ROBERTSON, J..
      U 4-6  C29   DELOACH, R. pass complete to ROBERTSON, J. for 29 yards to the CPA0,
                   clock 03:43, PENALTY USJ IL 5 yards to the CPA34, NO PLAY.
```

U 4-11 C34 Timeout U. School of Jackson, clock 03:43.
U 4-11 C34 DELOACH, R. pass incomplete to ROBERTSON, J., *PENALTY USJ IL declined*.

---------- 12 plays, 39 yards, TOP 04:34 ----------

C 1-10 C34 CHRIST PRESBY. ACAD. drive start at 03:37 (4th).
C 1-10 C34 HOOPER, W. rush for loss of 4 yards to the CPA30 (PHILLIPS, J.).
C 2-14 C30 STONE, B. pass incomplete.
C 3-14 C30 STONE, B. rush for 2 yards to the CPA32 (SHEFFIELD, R.).
C 4-12 C32 Timeout U. School of Jackson, clock 02:41.
C 4-12 C32 WILLIAMS, D. punt 31 yards to the USJ37, fair catch by PAYNE, F..

---------- 3 plays, minus 2 yards, TOP 01:04 ----------

U 1-10 U37 U. SCHOOL OF JACKSON drive start at 02:33 (4th).
U 1-10 U37 *PENALTY USJ personal foul 15 yards to the USJ22*.
U 1-25 U22 1st and 10.
U 1-10 U22 DELOACH, R. pass incomplete to ROBERTSON, J. (WILLIAMS, D.).
U 2-10 U22 FAY, G. rush for 4 yards to the USJ26 (ATCHISON, J.).
U 3-6 U26 DELOACH, R. pass complete to SIKES, J. for 9 yards to the USJ35, **1ST DOWN USJ**.
U 1-10 U35 FAY, G. rush for 6 yards to the USJ41 (WALLACE, C.).
U 2-4 U41 DELOACH, R. pass complete to ROBERTSON, J. for 53 yards to the CPA6, **1ST DOWN USJ** (LATIMER, D.).
U 1-G C06 Timeout U. School of Jackson, clock 00:18.
U 1-G C06 DELOACH, R. pass complete to PAYNE, F. for 6 yards to the CPA0, TOUCHDOWN, clock 00:14.
            METCALF, A. kick attempt failed (blocked).

==========
CHRIST PRESBY. ACAD. 49, U. SCHOOL OF JACKSON 27
==========

---------- 6 plays, 63 yards, TOP 02:19 ----------

METCALF, A. kickoff 7 yards to the USJ47, on-side kick, recovered by CPA on USJ47, WALLACE, C. for 1 yard to the USJ46 (WOODS, W.).
C 1-10 U46 CHRIST PRESBY. ACAD. drive start at 00:14 (4th), CPA ball on USJ46.
C 1-10 U46 STONE, B. rush for loss of 2 yards to the USJ48.
C 2-12 U48 End of 2nd half, clock 00:00.

---------- 1 plays, minus 2 yards, TOP 00:14 ----------

==========FINAL SCORE==========
CHRIST PRESBY. ACAD. 49, U. SCHOOL OF JACKSON 27
==========

1999 Class 1A Football Playoffs

November 5 - December 3, 1999

First Round

R1 #1	Oneida (10-0)	27	**Game 101** Fri. Nov. 5 7 PM
R2 #4	Copper Basin (4-5)	6	
R2 #2	Boyd Buchanan (9-1)	24	**Game 102** Fri. Nov. 5 7 PM
R1 #3	Greenback (7-3)	14	
R1 #2	Powell Valley (9-1)	21	**Game 103** Fri. Nov. 5 7 PM
R2 #3	Charleston (6-4)	29	
R1 #4	Sunbright (7-3)	10	**Game 104** Fri. Nov. 5 7 PM
R2 #1	South Pittsburg (10-0)	76	
R3 #1	Trousdale Co. (9-1)	48	**Game 105** Fri. Nov. 5 7 PM
R4 #4	FRA (5-5)	0	
R4 #2	Ezell-Harding (8-2)	28	**Game 106** Fri. Nov. 5 7 PM
R3 #3	Gordonsville (4-6)	0	
R3 #2	Monterey (8-2)	0	**Game 107** Fri. Nov. 5 7 PM
R4 #3	DCA (6-4)	27	
R3 #4	Watertown (4-6)	0	**Game 108** Fri. Nov. 5 7 PM
R4 #1	CPA (10-0)	57	
R5 #1	Davidson Academy (7-3)	33	**Game 109** Fri. Nov. 5 7 PM
R6 #4	Collinwood (5-5)	7	
R6 #2	Huntland (7-2)	21	**Game 110** Fri. Nov. 5 7 PM
R5 #3	East Robertson (7-3)	20	
R5 #2	Clarksville Academy (5-5)	10	**Game 111** Fri. Nov. 5 7 PM
R6 #3	Columbia Academy (8-2)	27	
R5 #4	Nashville Christian (3-7)	0	**Game 112** Fri. Nov. 5 7 PM
R6 #1	Moore Co. (9-1)	35	
R7 #1	South Fulton (9-1)	49	**Game 113** Fri. Nov. 5 7 PM
R8 #4	Perry Co. (6-4)	6	
R8 #2	Hollow Rock-Bruceton (9-1)	47	**Game 114** Fri. Nov. 5 7 PM
R7 #3	West Carroll (2-8)	0	
R7 #2	Greenfield (8-2)	14	**Game 115** Fri. Nov. 5 7 PM
R8 #3	Jackson Christian (6-4)	48	
R7 #4	Lake Co. (3-7)	21	**Game 116** Fri. Nov. 5 7 PM
R8 #1	USJ (10-0)	36	

Second Round

Oneida	10	**Game 201** Fri. Nov. 12 7 PM
Boyd Buchanan	14	
Charleston	7	**Game 202** Fri. Nov. 12 7 PM
South Pittsburg	52	
Trousdale Co.	36	**Game 203** Fri. Nov. 12 7 PM
Ezell-Harding	10	
DCA	14	**Game 204** Fri. Nov. 12 7 PM
CPA	55	
Davidson Academy	35	**Game 205** Fri. Nov. 12 7 PM
Huntland	34	
Columbia Academy	6	**Game 206** Fri. Nov. 12 7 PM
Moore Co.	63	
South Fulton	22	**Game 207** Fri. Nov. 12 7 PM
Hollow Rock-Bruceton	24	
Jackson Christian	18	**Game 208** Fri. Nov. 12 7 PM
USJ	40	

Quarterfinals

Boyd Buchanan	21	**Game 301** Fri. Nov. 19 7 PM
South Pittsburg	35	
Trousdale Co.	35	**Game 302** Fri. Nov. 19 7 PM
CPA	20	
Davidson Academy	19	**Game 303** Fri. Nov. 19 7 PM
Moore Co.	35	
Hollow Rock-Bruceton	17	**Game 304** Fri. Nov. 19 7 PM
USJ	7	

Semifinals

South Pittsburg	37	**Game 401** Fri. Nov. 26 7 PM
Trousdale Co.	21	
Moore Co.	35	**Game 402** Fri. Nov. 26 7 PM
Hollow Rock-Bruceton	23	

Championship

South Pittsburg	42	**Game 501** Fri. Dec. 3 12 PM Clinic Bowl @ Vanderbilt
Moore Co.	13	

South Pittsburg

STATE CHAMPION

Notes:

1998 Class 1A Football Playoffs

November 6 - December 4, 1998

First Round

R1 #1	Oneida (10-0)	20	**Game 101** Fri. Nov. 6 7 PM
R2 #4	Charleston (5-5)	19	
R2 #2	Boyd Buchanan (6-3)	38	**Game 102** Fri. Nov. 6 7 PM
R1 #3	Cloudland (8-2)	22	
R1 #2	Coalfield (6-3)	28	**Game 103** Fri. Nov. 6 7 PM
R2 #3	Copper Basin (8-2)	8	
R1 #4	Sunbright (8-2)	6	**Game 104** Fri. Nov. 6 7 PM
R2 #1	South Pittsburg (10-0)	56	
R3 #1	Trousdale Co. (9-1)	35	**Game 105** Fri. Nov. 6 7 PM
R4 #4	FRA (6-4)	0	
R4 #2	Friendship Christian (8-2)	41	**Game 106** Fri. Nov. 6 7 PM
R3 #3	Monterey (7-3)	0	
R3 #2	Gordonsville (8-2)	20	**Game 107** Fri. Nov. 6 7 PM
R4 #3	DCA (4-6)	22	
R3 #4	Celina (4-6)	7	**Game 108** Fri. Nov. 6 7 PM
R4 #1	CPA (6-4)	33	
R5 #1	East Robertson (9-1)	7	**Game 109** Fri. Nov. 6 7 PM
R6 #4	Forrest (7-3)	0	
R6 #2	Wayne Co. (8-2)	20	**Game 110** Fri. Nov. 6 7 PM
R5 #3	Nashville Christian (7-3)	30	
R5 #2	Clarksville Academy (8-2)	33	**Game 111** Fri. Nov. 6 7 PM
R6 #3	Huntland (7-3)	56	
R5 #4	Davidson Academy (7-3)	14	**Game 112** Fri. Nov. 6 7 PM
R6 #1	Moore Co. (8-2)	62	
R7 #1	Dresden (7-3)	14	**Game 113** Fri. Nov. 6 7 PM
R8 #4	West Carroll (4-6)	17	
R8 #2	Jackson Christian (7-3)	32	**Game 114** Fri. Nov. 6 7 PM
R7 #3	Lake Co. (3-7)	0	
R7 #2	South Fulton (8-2)	42	**Game 115** Fri. Nov. 6 7 PM
R8 #3	Hollow Rock-Bruceton (8-2)	21	
R7 #4	Greenfield (4-6)	0	**Game 116** Fri. Nov. 6 7 PM
R8 #1	USJ (10-0)	41	

Second Round

Oneida	20	**Game 201** Fri. Nov. 13 7 PM
Boyd Buchanan	28	
Coalfield	6	**Game 202** Fri. Nov. 13 7 PM
South Pittsburg	49	
Trousdale Co.	37	**Game 203** Fri. Nov. 13 7 PM
Friendship Christian	0	
DCA	0	**Game 204** Fri. Nov. 13 7 PM
CPA	20	
East Robertson	17	**Game 205** Fri. Nov. 13 7 PM
Nashville Christian	19	
Huntland	28	**Game 206** Fri. Nov. 13 7 PM
Moore Co.	21	
West Carroll	0	**Game 207** Fri. Nov. 13 7 PM
Jackson Christian	6	
South Fulton	6	**Game 208** Fri. Nov. 13 7 PM
USJ	21	

Quarterfinals

Boyd Buchanan	10	**Game 301** Fri. Nov. 20 7 PM
South Pittsburg	34	
Trousdale Co.	28	**Game 302** Fri. Nov. 20 7 PM
CPA	18	
Nashville Christian	21	**Game 303** Fri. Nov. 20 7 PM
Huntland	34	
Jackson Christian	3	**Game 304** Fri. Nov. 20 7 PM
USJ	12	

Semifinals

South Pittsburg	32	**Game 401** Fri. Nov. 27 7 PM
Trousdale Co.	42	
Huntland	8	**Game 402** Fri. Nov. 27 7 PM
USJ	28	

Championship

Trousdale Co.	63	**Game 501** Fri. Dec. 4 3:30 PM Clinic Bowl @ Vanderbilt
USJ	18	

Trousdale Co.

STATE CHAMPION

Notes:

1997 Class 1A Football Playoffs

November 7 - December 5, 1997

First Round

R1 #1	Oneida (9-1)	61	**Game 101** Fri. Nov. 7 7 PM
R2 #4	Copper Basin (6-4)	6	
R2 #2	Greenback (7-3)	56	**Game 102** Fri. Nov. 7 7 PM
R1 #3	Cosby (6-4)	8	
R1 #2	Coalfield (6-4)	28	**Game 103** Fri. Nov. 7 7 PM
R2 #3	Lookout Valley (6-4)	0	
R1 #4	Sunbright (7-3)	12	**Game 104** Fri. Nov. 7 7 PM
R2 #1	South Pittsburg (9-1)	22	
R3 #1	Trousdale Co. (10-0)	49	**Game 105** Fri. Nov. 7 7 PM
R4 #4	DCA (7-3)	6	
R4 #2	Friendship Christian (8-2)	7	**Game 106** Fri. Nov. 7 7 PM
R3 #3	Celina (6-4)	14	
R3 #2	Gordonsville (7-3)	8	**Game 107** Fri. Nov. 7 7 PM
R4 #3	CPA (5-5)	29	
R3 #4	Watertown (7-3)	0	**Game 108** Fri. Nov. 7 7 PM
R4 #1	FRA (9-1)	17	
R5 #1	Clarksville Academy (8-2)	28	**Game 109** Fri. Nov. 7 7 PM
R6 #4	Forrest (6-4)	0	
R6 #2	Wayne Co. (8-2)	28	**Game 110** Fri. Nov. 7 7 PM
R5 #3	McEwen (7-3)	20	
R5 #2	Nashville Christian (9-1)	7	**Game 111** Fri. Nov. 7 7 PM
R6 #3	Mt. Pleasant (6-4)	31	
R5 #4	Davidson Academy (7-3)	26	**Game 112** Fri. Nov. 7 7 PM
R6 #1	Moore Co. (8-2)	31	
R7 #1	South Fulton (6-4)	14	**Game 113** Fri. Nov. 7 7 PM
R8 #4	West Carroll (2-8)	0	
R8 #2	Jackson Christian (8-2)	21	**Game 114** Fri. Nov. 7 7 PM
R7 #3	Greenfield (8-2)	28	
R7 #2	Dresden (5-5)	20	**Game 115** Fri. Nov. 7 7 PM
R8 #3	Hollow Rock-Bruceton (8-2)	21	
R7 #4	Lake Co. (1-9)	27	**Game 116** Fri. Nov. 7 7 PM
R8 #1	USJ (10-0)	55	

Second Round

Oneida	21	**Game 201** Fri. Nov. 14 7 PM
Greenback	7	
Coalfield	0	**Game 202** Fri. Nov. 14 7 PM
South Pittsburg	24	
Trousdale Co.	41	**Game 203** Fri. Nov. 14 7 PM
Celina	12	
CPA	14	**Game 204** Fri. Nov. 14 7 PM
FRA	10	
Clarksville Academy	10	**Game 205** Fri. Nov. 14 7 PM
Wayne Co.	0	
Mt. Pleasant	0	**Game 206** Fri. Nov. 14 7 PM
Moore Co.	28	
South Fulton	13	**Game 207** Fri. Nov. 14 7 PM
Greenfield	7	
Hollow Rock-Bruceton	6	**Game 208** Fri. Nov. 14 7 PM
USJ	34	

Quarterfinals

Oneida	34	**Game 301** Fri. Nov. 21 7 PM
South Pittsburg	7	
Trousdale Co.	56	**Game 302** Fri. Nov. 21 7 PM
CPA	0	
Clarksville Academy	34	**Game 303** Fri. Nov. 21 7 PM
Moore Co.	14	
South Fulton	14	**Game 304** Fri. Nov. 21 7 PM
USJ	28	

Semifinals

Oneida	7	**Game 401** Fri. Nov. 28 7 PM
Trousdale Co.	48	
Clarksville Academy	27	**Game 402** Fri. Nov. 28 7 PM
USJ	26	

Championship

Trousdale Co.	45	**Game 501** Fri. Dec. 5 3:30 PM Clinic Bowl @ Vanderbilt
Clarksville Academy	0	

Trousdale Co.

STATE CHAMPION

Notes:

1996 Class 1A Football Playoffs

November 8 - December 6, 1996

First Round		Second Round		Quarterfinals		Semifinals		Championship		
Cloudland (9-1)	42									
Fri. Nov. 8 7:30 PM		Cloudland	30							
Greenback (6-4)	0									
		Fri. Nov. 15 7:30 PM		Cloudland	6					
Celina (8-2)	0									
Fri. Nov. 8 7:30 PM		CPA	0							
CPA (7-3)	26					BGA	7			
				Fri. Nov. 22 7:30 PM						
BGA (8-2)	42									
Fri. Nov. 8 7:30 PM		BGA	21							
Gordonsville (6-4)	0									
		Fri. Nov. 15 7:30 PM		BGA	35					
Coalfield (3-7)	7							DCA	51	
Fri. Nov. 8 7:30 PM		Boyd Buchanan	7							
Boyd Buchanan (10-0)	10									
						Fri. Nov. 29 7:30 PM				
Trousdale Co. (10-0)	73									
Fri. Nov. 8 7:30 PM		Trousdale Co.	84							
Ezell-Harding (5-5)	0									
		Fri. Nov. 15 7:30 PM		Trousdale Co.	19					
Knoxville Catholic (5-5)	13									
Fri. Nov. 8 7:30 PM		Knoxville Catholic	14							
Copper Basin (7-3)	6									
				Fri. Nov. 22 7:30 PM						
South Pittsburg (8-1)	45					DCA	13			
Fri. Nov. 8 7:30 PM		South Pittsburg	6							
Oakdale (5-5)	12									
		Fri. Nov. 15 7:30 PM		DCA	36					
Watertown (5-5)	0									
Fri. Nov. 8 7:30 PM		DCA	27							
DCA (10-0)	48									
								Fri. Dec. 6 3:30 PM Clinic Bowl @ Vanderbilt		**DCA** STATE CHAMPION
Clarksville Academy (10-0)	21									
Fri. Nov. 8 7:30 PM		Wayne Co.	0							
Wayne Co. (6-4)	33									
		Fri. Nov. 15 7:30 PM		USJ	14					
Hollow Rock-Bruceton (9-1)	17									
Fri. Nov. 8 7:30 PM		USJ	21							
USJ (8-2)	31					Moore Co.	6			
				Fri. Nov. 22 7:30 PM						
Jackson Christian (9-1)	34									
Fri. Nov. 8 7:30 PM		Jackson Christian	14							
Dresden (4-6)	9									
		Fri. Nov. 15 7:30 PM		Moore Co.	17					
East Robertson (4-6)	12									
Fri. Nov. 8 7:30 PM		Moore Co.	28							
Moore Co. (9-1)	14									
						Fri. Nov. 29 7:30 PM				
Lake Co. (7-3)	27									
Fri. Nov. 8 7:30 PM		Lake Co.	35					St. Benedict	3	
Memphis Westside (7-3)	20									
		Fri. Nov. 15 7:30 PM		Lake Co.	6					
McEwen (5-5)	20									
Fri. Nov. 8 7:30 PM		McEwen	22							
Huntland (8-2)	3									
				Fri. Nov. 22 7:30 PM						
Collinwood (8-2)	6					St. Benedict	7			
Fri. Nov. 8 7:30 PM		Nashville Christian	0							
Nashville Christian (8-2)	19									
		Fri. Nov. 15 7:30 PM		St. Benedict	21					
South Fulton (4-6)	0									
Fri. Nov. 8 7:30 PM		St. Benedict	17							
St. Benedict (8-1)	14									

Notes:

1995 Class 1A Football Playoffs

November 3 - December 1, 1995

First Round	Second Round	Quarterfinals	Semifinals	Championship
Coalfield (9-1) 36	Coalfield 20	FRA 13	South Pittsburg 15	BGA 17
Fri. Nov. 3 7:30 PM	OT	Fri. Nov. 17 7:30 PM	Fri. Nov. 24 7:30 PM	Fri. Dec. 1 3:30 PM
Lookout Valley (5-5) 6	Fri. Nov. 10 7:30 PM			Clinic Bowl @ Vanderbilt
Gordonsville (8-2) 16	FRA 21			
Fri. Nov. 3 7:30 PM				
FRA (7-3) 24				
DCA (9-1) 41	DCA 7	South Pittsburg 34	BGA 17	Hollow Rock-Bruceton 6
Fri. Nov. 3 7:30 PM	Fri. Nov. 10 7:30 PM	Fri. Nov. 17 7:30 PM	Fri. Nov. 24 7:30 PM	
Celina (5-5) 7				
Sunbright (5-5) 0	South Pittsburg 14			
Fri. Nov. 3 7:30 PM				
South Pittsburg (9-1) 64				
Trousdale Co. (9-1) 41	Trousdale Co. 14	Trousdale Co. 7	Lake Co. 8	Hollow Rock-Bruceton 28
Fri. Nov. 3 7:30 PM	Fri. Nov. 10 7:30 PM	Fri. Nov. 17 7:30 PM	Fri. Nov. 24 7:30 PM	Fri. Nov. 17 7:30 PM
CPA (6-4) 12				
Cloudland (6-3) 34	Cloudland 12			
Fri. Nov. 3 7:30 PM				
Copper Basin (5-5) 0				
Greenback (7-3) 33	Greenback 0	BGA 35	Hollow Rock-Bruceton 39	Wayne Co. 14
Fri. Nov. 3 7:30 PM	Fri. Nov. 10 7:30 PM	Fri. Nov. 17 7:30 PM	Fri. Nov. 24 7:30 PM	Fri. Nov. 17 7:30 PM
Knoxville Catholic (5-5) 0				
Watertown (4-6) 0	BGA 34			
Fri. Nov. 3 7:30 PM				
BGA (10-0) 42				
East Robertson (5-5) 7	East Robertson 0	Lake Co. 21		
Fri. Nov. 3 7:30 PM	Fri. Nov. 10 7:30 PM	Fri. Nov. 17 7:30 PM		
Huntland (6-4) 0				
Lake Co. (9-1) 34	Lake Co. 25			
Fri. Nov. 3 7:30 PM				
USJ (7-3) 7				
St. Benedict (9-1) 0	Dresden 7	Moore Co. 20		
Fri. Nov. 3 7:30 PM	Fri. Nov. 10 7:30 PM	Fri. Nov. 17 7:30 PM		
Dresden (4-6) 19				
Clarksville Academy (6-4) 13	Moore Co. 34			
Fri. Nov. 3 7:30 PM				
Moore Co. (10-0) 39				
Hollow Rock-Bruceton (10-0) 55	Hollow Rock-Bruceton 21			
Fri. Nov. 3 7:30 PM	Fri. Nov. 10 7:30 PM			
Bishop Byrne (5-5) 21				
McEwen (6-4) 17	McEwen 6			
Fri. Nov. 3 7:30 PM				
Forrest (6-4) 14				
Wayne Co. (7-3) 28	Wayne Co. 28			
Fri. Nov. 3 7:30 PM	Fri. Nov. 10 7:30 PM			
Jo Byrns (4-6) 0				
Gleason (6-3) 6	FACS 0			
Fri. Nov. 3 7:30 PM				
FACS (10-0) 32				

BGA

STATE CHAMPION

Notes: