University School of Jackson
Girls' Basketball
Jackson, TN

POSTSEASON HISTORY REPORT

GENERATED MAY 1, 2024

Summary

Championship Record: 9-10
Appearances (11): 2024, 2021, 2018, 2017, 2005, 2002, 2000, 1997, 1996, 1989, 1988
Finals Appearances/Runners-up (3): 2005, 2017, 2024
Championships (1): 2024

Finals Appearances

Year	Class	Award	Detail
2005	Class A	Team Runner-Up	(26-10)
2017	Division II A	Team Runner-Up	(29-4)
2024	Division II A	Team Champions	(23-5)

Awards

Year	Award	Name	Class
2018	Miss Basketball	Ashton Hume	Division II A
2024	Miss Basketball	Haylen Ayers	Division II A
2024	Most Valuable Player	Haylen Ayers	Division II A

2024 Division II Class A State Girls' Basketball Tournament

February 29 - March 2, 2024 · TN Tech University - Hooper Eblen Center

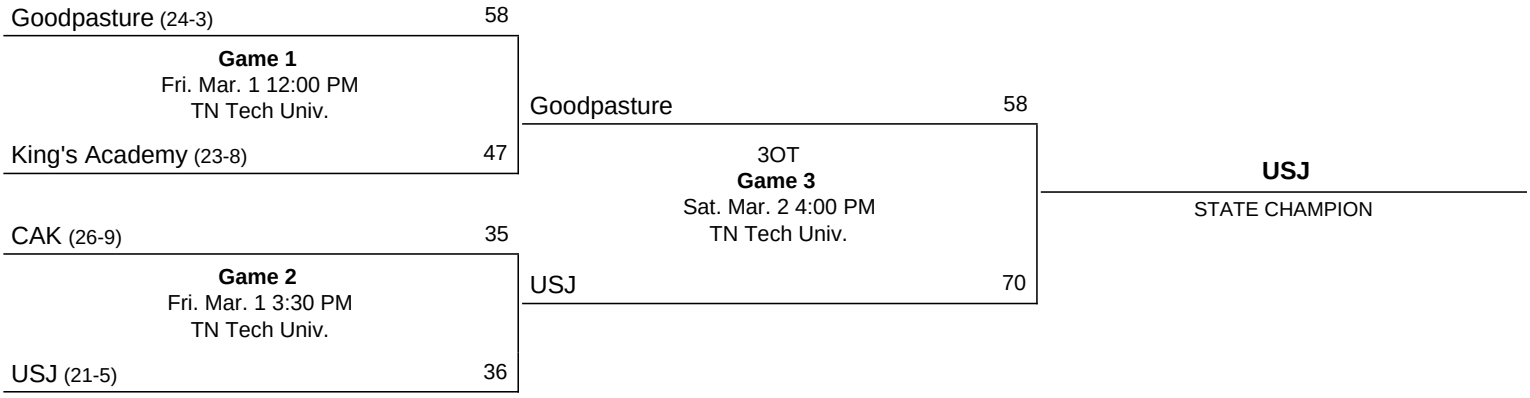

Official Basketball Box Score - Final

University School of Jackson at Christian Academy of Knoxville

03/01/24 Eblen Center, Cookeville, TN

University School of Jackson vs. CAK HS Girls'

Game Time: 3:30 PM
Game Duration: 1:16

Officials: Stacey Rymer, AJ Mason, Travis Kiestler

University School of Jackson - 36 **Record: 22-5**

NO.	Name		Min	FG M-A	3P M-A	FT M-A	Rebounds OR	DR	TOT	Fouls PF	FD	TP	AS	TO	ST	Blocks BS	BA	+/-
3	Ellen Driver	F	20:03	1-1	1-1	4-4	1	0	1	3	2	7	0	2	0	0	0	-5
5	Lilly Teague	G	22:38	1-4	0-1	2-2	0	0	0	3	1	4	0	3	0	0	0	-1
10	Mia Spellings	G	19:56	0-1	0-1	0-0	0	3	3	0	1	0	2	1	0	0	0	-2
15	Sophie King	G	32:00	1-4	1-2	0-0	1	2	3	1	2	3	0	1	0	0	0	1
20	Haylen Ayers	G	31:22	4-9	0-1	4-6	2	8	10	1	8	12	3	4	1	0	0	-1
21	Ava Barham		23:37	4-6	0-0	2-6	2	7	9	2	5	10	0	5	0	0	0	5
22	Jesse Via		10:24	0-0	0-0	0-0	0	1	1	0	0	0	1	1	0	1	0	8
Team							0	0	0			0		0				
Totals				11-25	2-6	12-18	6	21	27	10	19	36	6	17	1	1	0	1

Technical Fouls: Team 1st 8:00

Shooting By Period			
1st	FG%	3-6	50.0%
	3PT%	1-2	50.0%
	FT%	5-5	100%
2nd	FG%	3-5	60.0%
	3PT%	1-1	100.0%
	FT%	1-3	33.3%
3rd	FG%	3-7	42.9%
	3PT%	0-2	0.0%
	FT%	1-3	33.3%
4th	FG%	2-7	28.6%
	3PT%	0-1	0.0%
	FT%	5-7	71.4%
GM	FG%	11-25	44.0%
	3PT%	2-6	33.3%
	FT%	12-18	66.7%

Dead Ball Rebounds: 3, 0

Christian Academy of Knoxville - 35 **Record: 26-10**

NO.	Name		Min	FG M-A	3P M-A	FT M-A	Rebounds OR	DR	TOT	Fouls PF	FD	TP	AS	TO	ST	Blocks BS	BA	+/-
30	Colie Thompson	F	32:00	4-14	1-5	2-5	2	4	6	3	4	11	3	2	1	0	0	-1
11	Sophie Carroll	C	09:24	2-3	0-0	0-0	3	0	3	3	0	4	0	1	0	0	0	-7
3	Maddie Braden	G	30:51	3-9	1-5	2-4	0	0	0	5	2	9	1	1	2	0	0	-1
12	Karlie Whited	G	32:00	2-4	0-1	0-0	0	1	1	1	1	4	1	0	2	0	0	-1
20	Izzy Proffitt	G	31:32	2-9	0-3	0-0	0	1	1	4	1	4	3	4	3	0	0	-1
15	Ali Wilkinson		22:18	1-4	1-2	0-0	2	2	4	3	2	3	0	0	1	0	1	8
2	Ivey Brewster		01:55	0-1	0-1	0-0	0	0	0	0	0	0	0	0	0	0	0	-2
Team							3	3	6			0		0				
Totals				14-44	3-17	4-9	10	11	21	19	10	35	8	8	9	0	1	-1

Technical Fouls: NONE

Shooting By Period			
1st	FG%	3-14	21.4%
	3PT%	0-5	0.0%
	FT%	2-4	50%
2nd	FG%	3-11	27.3%
	3PT%	1-5	20.0%
	FT%	2-3	66.7%
3rd	FG%	5-11	45.5%
	3PT%	1-4	25.0%
	FT%	0-2	0%
4th	FG%	3-8	37.5%
	3PT%	1-3	33.3%
	FT%	0-0	0%
GM	FG%	14-44	31.8%
	3PT%	3-17	17.6%
	FT%	4-9	44.4%

Dead Ball Rebounds: 4, 0

	USJ	CAK
Biggest lead	10 (2nd 4:41)	5 (3rd 4:05)
Best Scoring Run	8 (2nd 4:41)	10 (3rd 6:47)
Lead Changes	4	
Times Tied	9	
Time with Lead	13:23	12:40

Points from	USJ	CAK
Turnovers	8	17
Paint	18	22
Second Chance	6	5
Fast Breaks	4	3
Bench	10	3

Period by Period Scoring	1st	2nd	3rd	4th	TOT
USJ	12	8	7	9	36
CAK	8	9	11	7	35

by Genius SPORTS

Official Basketball Play by Play - 1st Period

University School of Jackson at Christian Academy of Knoxville

03/01/24 Eblen Center, Cookeville, TN

University School of Jackson vs. CAK HS Girls'

Game Time: 3:30 PM
Game Duration: 1:16

Officials: Stacey Rymer, AJ Mason, Travis Kiestler

Period 1

Period Starters:

CAK	3 Braden M	11 Carroll S	12 Whited K	20 Proffitt I	30 Thompson C
USJ	5 Teague L	3 Driver E	10 Spellings M	15 King S	20 Ayers H

Game Time	CAK	Score	Diff	USJ
08:00				foul administrative technical (1)
08:00	3 BRADEN M free throw 1 - 2 missed			
08:00	offensive dead ball rebound (1)			
08:00	3 BRADEN M free throw 2 - 2 made (1)	**1-0**	**1**	
08:00	30 THOMPSON C jumpball won			20 AYERS H jumpball lost
07:41	30 THOMPSON C 2pt FG in the paint, jump shot missed			
07:35				20 AYERS H defensive rebound (1)
07:14				20 AYERS H 2pt FG in the paint, pull up jump shot missed
07:11				20 AYERS H offensive rebound (2)
07:09	30 THOMPSON C foul shooting (1 - 1)			20 AYERS H foul drawn (1)
07:09		**1-1**	**0**	20 AYERS H free throw 1 - 2 made (1)
07:09		**1-2**	**-1**	20 AYERS H free throw 2 - 2 made (2)
06:47	12 WHITED K 2pt FG in the paint, driving layup made (2)	**3-2**	**1**	
06:27	12 WHITED K foul shooting (1 - 2)			5 TEAGUE L foul drawn (1)
06:27		**3-3**	**0**	5 TEAGUE L free throw 1 - 2 made (1)
06:27		**3-4**	**-1**	5 TEAGUE L free throw 2 - 2 made (2)
06:12	11 CARROLL S 2pt FG in the paint, layup made (2)	**5-4**	**1**	
06:12	3 BRADEN M assist (1)			
05:45				20 AYERS H 2pt FG in the paint, turnaround jump shot missed
05:44	defensive rebound (1)			
05:43	3 BRADEN M foul drawn (1)			5 TEAGUE L foul personal (1 - 2)
05:33	3 BRADEN M 2pt FG in the paint, pull up jump shot missed			
05:29				20 AYERS H defensive rebound (3)
04:58				3 DRIVER E turnover travel (1)
04:44	30 THOMPSON C 2pt FG from turnover in the paint, driving layup missed			
04:41	11 CARROLL S offensive rebound (1)			
04:40	11 CARROLL S 2pt FG from turnover second chance in the paint, layup made (4)	**7-4**	**3**	
04:22		**7-7**	**0**	3 DRIVER E 3pt FG , jump shot made (3)
04:22				10 SPELLINGS M assist (1)
04:02	30 THOMPSON C 3pt FG , jump shot missed			
03:58				20 AYERS H defensive rebound (4)
03:51				5 TEAGUE L 3pt FG , jump shot missed
03:48	30 THOMPSON C defensive rebound (1)			
03:27	11 CARROLL S 2pt FG in the paint, layup missed			
03:25				10 SPELLINGS M defensive rebound (1)
03:10				5 TEAGUE L turnover (1)
03:10	11 CARROLL S substitution out			
03:10	15 WILKINSON A substitution in			
03:10				10 SPELLINGS M substitution out
03:10				21 BARHAM A substitution in

Official Basketball Play by Play - 1st Period

University School of Jackson at Christian Academy of Knoxville

03/01/24 Eblen Center, Cookeville, TN

University School of Jackson vs. CAK HS Girls'

Game Time: 3:30 PM
Game Duration: 1:16

Officials: Stacey Rymer, AJ Mason, Travis Kiestler

Game Time	CAK	Score	Diff	USJ
02:46	12 WHITED K 2pt FG from turnover in the paint, turnaround jump shot missed			
02:41				20 AYERS H defensive rebound (5)
02:34		**7-9**	**-2**	21 BARHAM A 2pt FG fast break in the paint, layup made (2)
02:34				20 AYERS H assist (1)
02:00	30 THOMPSON C 3pt FG , jump shot missed			
01:56	15 WILKINSON A offensive rebound (1)			
01:56	15 WILKINSON A foul drawn (1)			3 DRIVER E foul personal (1 - 3)
01:22	3 BRADEN M foul drawn (2)			5 TEAGUE L foul shooting (2 - 4)
01:22	3 BRADEN M free throw 1 - 2 made (2)	**8-9**	**-1**	
01:22	15 WILKINSON A substitution out			
01:22	2 BREWSTER I substitution in			
01:22				3 DRIVER E substitution out
01:22				5 TEAGUE L substitution out
01:22				10 SPELLINGS M substitution in
01:22				22 VIA J substitution in
01:22	3 BRADEN M free throw 2 - 2 missed			
01:20				21 BARHAM A defensive rebound (1)
00:54		**8-11**	**-3**	20 AYERS H 2pt FG in the paint, driving layup made (4)
00:54	20 PROFFITT I foul shooting (1 - 3)			20 AYERS H foul drawn (2)
00:54		**8-12**	**-4**	20 AYERS H free throw 1 - 1 made (5)
00:49	2 BREWSTER I 3pt FG , jump shot missed			
00:46				21 BARHAM A defensive rebound (2)
00:37				21 BARHAM A turnover travel (1)
00:37	2 BREWSTER I substitution out			
00:37	11 CARROLL S substitution in			
00:27	3 BRADEN M 3pt FG from turnover, jump shot missed			
00:22	30 THOMPSON C offensive rebound (2)			
00:22	30 THOMPSON C 2pt FG from turnover second chance in the paint, layup missed			
00:22				20 AYERS H defensive rebound (6)
00:22	11 CARROLL S foul personal (1 - 4)			20 AYERS H foul drawn (3)
00:05				20 AYERS H turnover (1)
00:00	20 PROFFITT I 3pt FG from turnover, jump shot missed			
00:00	offensive rebound (6)			
END OF PERIOD				
CAK 8-12 USJ				

by Genius SPORTS

Official Basketball Box Score - 1st Period

University School of Jackson at Christian Academy of Knoxville

03/01/24 Eblen Center, Cookeville, TN

University School of Jackson vs. CAK HS Girls'

Game Time: 3:30 PM
Game Duration: 1:16

Officials: Stacey Rymer, AJ Mason, Travis Kiestler

University School of Jackson - 12

NO.	Name		Min	FG M-A	3P M-A	FT M-A	Rebounds OR	DR	TOT	Fouls PF	FD	TP	AS	TO	ST	Blocks BS	BA	+/-
3	Ellen Driver	F	06:38	1-1	1-1	0-0	0	0	0	1	0	3	0	1	0	0	0	1
5	Lilly Teague	G	06:38	0-1	0-1	2-2	0	0	0	2	1	2	0	1	0	0	0	1
10	Mia Spellings	G	06:12	0-0	0-0	0-0	0	1	1	0	0	0	1	0	0	0	0	3
15	Sophie King	G	08:00	0-0	0-0	0-0	0	0	0	0	0	0	0	0	0	0	0	4
20	Haylen Ayers	G	08:00	1-3	0-0	3-3	1	5	6	0	3	5	1	1	0	0	0	4
21	Ava Barham		03:10	1-1	0-0	0-0	0	2	2	0	0	2	0	1	0	0	0	4
22	Jesse Via		01:22	0-0	0-0	0-0	0	0	0	0	0	0	0	0	0	0	0	3
Team							0	0	0			0		0				
Totals				3-6	1-2	5-5	1	8	9	3	4	12	2	4	0	0	0	4

Shooting By Period			
1st	FG%	3-6	50.0%
	3PT%	1-2	50.0%
	FT%	5-5	100%
GM	FG%	3-6	50.0%
	3PT%	1-2	50.0%
	FT%	5-5	100.0%

Dead Ball Rebounds: 0, 0

Technical Fouls: Team 1 st 8:00

Christian Academy of Knoxville - 8

NO.	Name		Min	FG M-A	3P M-A	FT M-A	Rebounds OR	DR	TOT	Fouls PF	FD	TP	AS	TO	ST	Blocks BS	BA	+/-
30	Colie Thompson	F	08:00	0-5	0-2	0-0	1	1	2	1	0	0	0	0	0	0	0	-4
11	Sophie Carroll	C	05:28	2-3	0-0	0-0	1	0	1	1	0	4	0	0	0	0	0	0
3	Maddie Braden	G	08:00	0-2	0-1	2-4	0	0	0	0	2	2	1	0	0	0	0	-4
12	Karlie Whited	G	08:00	1-2	0-0	0-0	0	0	0	1	0	2	0	0	0	0	0	-4
20	Izzy Proffitt	G	08:00	0-1	0-1	0-0	0	0	0	1	0	0	0	0	0	0	0	-4
15	Ali Wilkinson		01:48	0-0	0-0	0-0	1	0	1	0	1	0	0	0	0	0	0	-1
2	Ivey Brewster		00:44	0-1	0-1	0-0	0	0	0	0	0	0	0	0	0	0	0	-3
Team							1	1	2			0		0				
Totals				3-14	0-5	2-4	4	2	6	4	3	8	1	0	0	0	0	-4

Shooting By Period			
1st	FG%	3-14	21.4%
	3PT%	0-5	0.0%
	FT%	2-4	50%
GM	FG%	3-14	21.4%
	3PT%	0-5	0.0%
	FT%	2-4	50.0%

Dead Ball Rebounds: 1, 0

Technical Fouls: NONE

	USJ	CAK
Biggest lead	3 (1 st 0:54)	4 (1 st 4:40)
Best Scoring Run	5 (1 st 2:34)	4 (1 st 4:40)
Lead Changes	1	
Times Tied	3	
Time with Lead	02:07	04:49

Points from	USJ	CAK
Turnovers	0	2
Paint	4	6
Second Chance	2	3
Fast Breaks	2	0
Bench	2	0

Period by Period Scoring	1st	2nd	3rd	4th	TOT
USJ	12	8	7	9	36
CAK	8	9	11	7	35

by Genius SPORTS

Official Basketball Play by Play - 2nd Period

University School of Jackson at Christian Academy of Knoxville

03/01/24 Eblen Center, Cookeville, TN

University School of Jackson vs. CAK HS Girls'

Game Time: 3:30 PM
Game Duration: 1:16

Officials: Stacey Rymer, AJ Mason, Travis Kiestler

Period 2

Period Starters:

CAK	3 Braden M	11 Carroll S	12 Whited K	20 Proffitt I	30 Thompson C
USJ	3 Driver E	10 Spellings M	15 King S	20 Ayers H	21 Barham A

Game Time	CAK	Score	Diff	USJ
08:00				22 VIA J substitution out
08:00				3 DRIVER E substitution in
07:43	12 WHITED K steal (1)			20 AYERS H turnover lost ball (2)
07:42	12 WHITED K foul drawn (1)			21 BARHAM A foul personal (1 - 1)
07:10	30 THOMPSON C foul drawn (1)			3 DRIVER E foul shooting (2 - 2)
07:10	30 THOMPSON C free throw 1 - 2 made (1)	**9-12**	**-3**	
07:10				3 DRIVER E substitution out
07:10				22 VIA J substitution in
07:10	30 THOMPSON C free throw 2 - 2 missed			
07:07	11 CARROLL S offensive rebound (2)			
07:03	20 PROFFITT I 2pt FG second chance in the paint, layup missed			
07:00				20 AYERS H defensive rebound (7)
06:41		**9-15**	**-6**	15 KING S 3pt FG , jump shot made (3)
06:41				22 VIA J assist (1)
06:25	30 THOMPSON C turnover bad pass (1)			
05:54		**9-17**	**-8**	21 BARHAM A 2pt FG from turnover in the paint, layup made (4)
05:54				10 SPELLINGS M assist (2)
05:54	11 CARROLL S foul shooting (2 - 1)			21 BARHAM A foul drawn (1)
05:54	11 CARROLL S substitution out			
05:54	15 WILKINSON A substitution in			
05:54		**9-18**	**-9**	21 BARHAM A free throw 1 - 1 made (5)
05:30	30 THOMPSON C 3pt FG , jump shot missed			
05:26				21 BARHAM A defensive rebound (3)
05:20	20 PROFFITT I steal (1)			20 AYERS H turnover bad pass (3)
05:14	3 BRADEN M 3pt FG from turnover, jump shot missed			
05:10				20 AYERS H defensive rebound (8)
04:41		**9-20**	**-11**	21 BARHAM A 2pt FG in the paint, jump shot made (7)
04:39	Timeout 30 Sec			
04:23	15 WILKINSON A 3pt FG , jump shot made (3)	**12-20**	**-8**	
04:23	30 THOMPSON C assist (1)			
04:09	30 THOMPSON C steal (1)			10 SPELLINGS M turnover lost ball (1)
04:00	20 PROFFITT I 2pt FG from turnover in the paint, floating jump shot made (2)	**14-20**	**-6**	
04:00	30 THOMPSON C assist (2)			
03:42	20 PROFFITT I steal (2)			20 AYERS H turnover bad pass (4)
03:36	15 WILKINSON A 2pt FG from turnover in the paint, layup blocked			
03:36				22 VIA J block (1)
03:36	offensive rebound (8)			
03:32	20 PROFFITT I turnover travel (1)			

Official Basketball Play by Play - 2nd Period

University School of Jackson at Christian Academy of Knoxville

03/01/24 Eblen Center, Cookeville, TN

University School of Jackson vs. CAK HS Girls'

Game Time: 3:30 PM
Game Duration: 1:16

Officials: Stacey Rymer, AJ Mason, Travis Kiestler

Game Time	CAK	Score	Diff	USJ
03:21				15 KING S 2pt FG from turnover in the paint, driving layup missed
03:18				15 KING S offensive rebound (1)
03:14				21 BARHAM A turnover lost ball (2)
02:56	20 PROFFITT I turnover bad pass (2)			
02:36				22 VIA J turnover travel (1)
02:07	20 PROFFITT I 2pt FG from turnover outside the paint, jump shot missed			
02:05				15 KING S defensive rebound (2)
02:03	20 PROFFITT I foul personal (2 - 2)			15 KING S foul drawn (1)
01:52	3 BRADEN M foul personal (1 - 3)			20 AYERS H foul drawn (4)
01:43	15 WILKINSON A steal (1)			21 BARHAM A turnover bad pass (3)
01:38	30 THOMPSON C 2pt FG fast break from turnover in the paint, driving layup made (3)	**16-20**	**-4**	
01:38	30 THOMPSON C foul drawn (2)			15 KING S foul shooting (1 - 3)
01:38	30 THOMPSON C free throw fast break 1 - 1 made (4)	**17-20**	**-3**	
01:38	20 PROFFITT I substitution out			
01:38	2 BREWSTER I substitution in			
01:10	3 BRADEN M foul shooting (2 - 4)			21 BARHAM A foul drawn (2)
01:10				21 BARHAM A free throw 1 - 2 missed
01:10				offensive dead ball rebound (1)
01:10	2 BREWSTER I substitution out			
01:10	20 PROFFITT I substitution in			
01:10				21 BARHAM A free throw 2 - 2 missed
01:08	20 PROFFITT I defensive rebound (1)			
01:02	30 THOMPSON C 3pt FG , jump shot missed			
00:58	15 WILKINSON A offensive rebound (2)			
00:56	3 BRADEN M 3pt FG second chance, jump shot missed			
00:53				21 BARHAM A defensive rebound (4)
00:35				21 BARHAM A 2pt FG in the paint, hook shot missed
00:30	12 WHITED K defensive rebound (1)			
00:02	30 THOMPSON C 2pt FG outside the paint, step back jump shot missed			
00:00				21 BARHAM A defensive rebound (5)
END OF PERIOD				
CAK 17-20 USJ				

by Genius SPORTS

Official Basketball Box Score - 2nd Period

University School of Jackson at Christian Academy of Knoxville

03/01/24 Eblen Center, Cookeville, TN

University School of Jackson vs. CAK HS Girls'

Game Time: 3:30 PM
Game Duration: 1:16

Officials: Stacey Rymer, AJ Mason, Travis Kiestler

University School of Jackson - 8

NO.	Name		Min	FG M-A	3P M-A	FT M-A	Rebounds OR	DR	TOT	Fouls PF	FD	TP	AS	TO	ST	Blocks BS	BA	+/-
3	Ellen Driver	F	00:50	0-0	0-0	0-0	0	0	0	1	0	0	0	0	0	0	0	-1
5	Lilly Teague	G	00:00	0-0	0-0	0-0	0	0	0	0	0	0	0	0	0	0	0	0
10	Mia Spellings	G	08:00	0-0	0-0	0-0	0	0	0	0	0	0	1	1	0	0	0	-1
15	Sophie King	G	08:00	1-2	1-1	0-0	1	1	2	1	1	3	0	0	0	0	0	-1
20	Haylen Ayers	G	08:00	0-0	0-0	0-0	0	2	2	0	1	0	0	3	0	0	0	-1
21	Ava Barham		08:00	2-3	0-0	1-3	0	3	3	1	2	5	0	2	0	0	0	-1
22	Jesse Via		07:10	0-0	0-0	0-0	0	0	0	0	0	0	1	1	0	1	0	0
Team							0	0	0			0		0				
Totals				3-5	1-1	1-3	1	6	7	3	4	8	2	7	0	1	0	-1

Technical Fouls: NONE

Shooting By Period			
2nd	FG%	3-5	60.0%
	3PT%	1-1	100.0%
	FT%	1-3	33.3%
GM	FG%	3-5	60.0%
	3PT%	1-1	100.0%
	FT%	1-3	33.3%

Dead Ball Rebounds: 1, 0

Christian Academy of Knoxville - 9

NO.	Name		Min	FG M-A	3P M-A	FT M-A	Rebounds OR	DR	TOT	Fouls PF	FD	TP	AS	TO	ST	Blocks BS	BA	+/-
30	Colie Thompson	F	08:00	1-4	0-2	2-3	0	0	0	0	2	4	2	1	1	0	0	1
11	Sophie Carroll	C	02:06	0-0	0-0	0-0	1	0	1	1	0	0	0	0	0	0	0	-4
3	Maddie Braden	G	08:00	0-2	0-2	0-0	0	0	0	2	0	0	0	0	0	0	0	1
12	Karlie Whited	G	08:00	0-0	0-0	0-0	0	1	1	0	1	0	0	0	1	0	0	1
20	Izzy Proffitt	G	07:32	1-3	0-0	0-0	0	1	1	1	0	2	0	2	2	0	0	1
15	Ali Wilkinson		05:54	1-2	1-1	0-0	1	0	1	0	0	3	0	0	1	0	1	5
2	Ivey Brewster		00:28	0-0	0-0	0-0	0	0	0	0	0	0	0	0	0	0	0	0
Team							1	0	1			0		0				
Totals				3-11	1-5	2-3	3	2	5	4	3	9	2	3	5	0	1	1

Technical Fouls: NONE

Shooting By Period			
2nd	FG%	3-11	27.3%
	3PT%	1-5	20.0%
	FT%	2-3	66.7%
GM	FG%	3-11	27.3%
	3PT%	1-5	20.0%
	FT%	2-3	66.7%

Dead Ball Rebounds: 0, 0

	USJ	CAK
Biggest lead	11 (2nd 4:41)	0 (1st 8:00)
Best Scoring Run	8 (2nd 4:41)	8 (2nd 1:38)
Lead Changes	0	
Times Tied	0	
Time with Lead	07:10	00:00

Points from	USJ	CAK
Turnovers	3	6
Paint	4	4
Second Chance	0	0
Fast Breaks	0	3
Bench	5	3

Period by Period Scoring	1st	2nd	3rd	4th	TOT
USJ	12	8	7	9	36
CAK	8	9	11	7	35

by Genius SPORTS

Official Basketball Box Score - First Half

University School of Jackson at Christian Academy of Knoxville

03/01/24 Eblen Center, Cookeville, TN

University School of Jackson vs. CAK HS Girls'

Game Time: 3:30 PM
Game Duration: 1:16

Officials: Stacey Rymer, AJ Mason, Travis Kiestler

University School of Jackson - 20

NO.	Name		Min	FG M-A	3P M-A	FT M-A	Rebounds OR	DR	TOT	Fouls PF	FD	TP	AS	TO	ST	Blocks BS	BA	+/-
3	Ellen Driver	F	07:28	1-1	1-1	0-0	0	0	0	2	0	3	0	1	0	0	0	0
5	Lilly Teague	G	06:38	0-1	0-1	2-2	0	0	0	2	1	2	0	1	0	0	0	1
10	Mia Spellings	G	14:12	0-0	0-0	0-0	0	1	1	0	0	0	2	1	0	0	0	2
15	Sophie King	G	16:00	1-2	1-1	0-0	1	1	2	1	1	3	0	0	0	0	0	3
20	Haylen Ayers	G	16:00	1-3	0-0	3-3	1	7	8	0	4	5	1	4	0	0	0	3
21	Ava Barham		11:10	3-4	0-0	1-3	0	5	5	1	2	7	0	3	0	0	0	3
22	Jesse Via		08:32	0-0	0-0	0-0	0	0	0	0	0	0	1	1	0	1	0	3
Team							0	0	0			0		0				
Totals				6-11	2-3	6-8	2	14	16	6	8	20	4	11	0	1	0	3

Shooting By Period			
1st	FG%	3-6	50.0%
	3PT%	1-2	50.0%
	FT%	5-5	100%
2nd	FG%	3-5	60.0%
	3PT%	1-1	100.0%
	FT%	1-3	33.3%
GM	FG%	6-11	54.5%
	3PT%	2-3	66.7%
	FT%	6-8	75.0%

Dead Ball Rebounds: 1, 0

Technical Fouls: Team 1 st 8:00

Christian Academy of Knoxville - 17

NO.	Name		Min	FG M-A	3P M-A	FT M-A	Rebounds OR	DR	TOT	Fouls PF	FD	TP	AS	TO	ST	Blocks BS	BA	+/-
30	Colie Thompson	F	16:00	1-9	0-4	2-3	1	1	2	1	2	4	2	1	1	0	0	-3
11	Sophie Carroll	C	07:34	2-3	0-0	0-0	2	0	2	2	0	4	0	0	0	0	0	-4
3	Maddie Braden	G	16:00	0-4	0-3	2-4	0	0	0	2	2	2	1	0	0	0	0	-3
12	Karlie Whited	G	16:00	1-2	0-0	0-0	0	1	1	1	1	2	0	0	1	0	0	-3
20	Izzy Proffitt	G	15:32	1-4	0-1	0-0	0	1	1	2	0	2	0	2	2	0	0	-3
15	Ali Wilkinson		07:42	1-2	1-1	0-0	2	0	2	0	1	3	0	0	1	0	1	4
2	Ivey Brewster		01:12	0-1	0-1	0-0	0	0	0	0	0	0	0	0	0	0	0	-3
Team							2	1	3			0		0				
Totals				6-25	1-10	4-7	7	4	11	8	6	17	3	3	5	0	1	-3

Shooting By Period			
1st	FG%	3-14	21.4%
	3PT%	0-5	0.0%
	FT%	2-4	50%
2nd	FG%	3-11	27.3%
	3PT%	1-5	20.0%
	FT%	2-3	66.7%
GM	FG%	6-25	24.0%
	3PT%	1-10	10.0%
	FT%	4-7	57.1%

Dead Ball Rebounds: 1, 0

Technical Fouls: NONE

	USJ	CAK
Biggest lead	10 (2 nd 4:41)	4 (1 st 4:40)
Best Scoring Run	8 (2 nd 4:41)	8 (2 nd 1:38)
Lead Changes	1	
Times Tied	3	
Time with Lead	10:07	04:49

Points from	USJ	CAK
Turnovers	3	8
Paint	8	10
Second Chance	2	3
Fast Breaks	2	3
Bench	7	3

Period by Period Scoring	1st	2nd	3rd	4th	TOT
USJ	12	8	7	9	36
CAK	8	9	11	7	35

by Genius SPORTS

Official Basketball Play by Play - 3rd Period

University School of Jackson at Christian Academy of Knoxville

03/01/24 Eblen Center, Cookeville, TN

University School of Jackson vs. CAK HS Girls'

Game Time: 3:30 PM
Game Duration: 1:16

Officials: Stacey Rymer, AJ Mason, Travis Kiestler

Period 3

Period Starters:

CAK	3 Braden M	12 Whited K	15 Wilkinson A	20 Proffitt I	30 Thompson C
USJ	3 Driver E	5 Teague L	10 Spellings M	15 King S	20 Ayers H

Game Time	CAK	Score	Diff	USJ
08:00				21 BARHAM A substitution out
08:00				22 VIA J substitution out
08:00				3 DRIVER E substitution in
08:00				5 TEAGUE L substitution in
07:40	3 BRADEN M 2pt FG in the paint, turnaround jump shot missed			
07:36				20 AYERS H defensive rebound (9)
07:09				20 AYERS H 3pt FG , jump shot missed
07:07	defensive rebound (12)			
06:47	30 THOMPSON C 2pt FG in the paint, layup made (6)	**19-20**	**-1**	
06:47	12 WHITED K assist (1)			
06:27		**19-22**	**-3**	5 TEAGUE L 2pt FG in the paint, layup made (4)
06:27				20 AYERS H assist (2)
06:16	20 PROFFITT I 2pt FG outside the paint, jump shot missed			
06:13				10 SPELLINGS M defensive rebound (2)
06:09	3 BRADEN M foul personal (3 - 1)			10 SPELLINGS M foul drawn (1)
05:56	3 BRADEN M steal (1)			3 DRIVER E turnover bad pass (2)
05:48	12 WHITED K 3pt FG from turnover, jump shot missed			
05:45	offensive rebound (13)			
05:39	3 BRADEN M 2pt FG from turnover second chance in the paint, driving layup made (4)	**21-22**	**-1**	
05:24	20 PROFFITT I steal (3)			15 KING S turnover lost ball (1)
05:21	Timeout 30 Sec			
04:44	20 PROFFITT I 2pt FG from turnover in the paint, driving layup made (4)	**23-22**	**1**	
04:44	30 THOMPSON C assist (3)			
04:27	15 WILKINSON A foul personal (1 - 2)			20 AYERS H foul drawn (5)
04:27				21 BARHAM A substitution in
04:27				10 SPELLINGS M substitution out
04:24	3 BRADEN M steal (2)			5 TEAGUE L turnover lost ball (2)
04:17	30 THOMPSON C 2pt FG from turnover in the paint, driving layup missed			
04:16				21 BARHAM A defensive rebound (6)
04:16				21 BARHAM A turnover lost ball (4)
04:05	3 BRADEN M 3pt FG from turnover, jump shot made (7)	**26-22**	**4**	
04:05	20 PROFFITT I assist (1)			
03:43				5 TEAGUE L 2pt FG outside the paint, pull up jump shot missed
03:40	defensive rebound (14)			
03:40				Timeout 30 Sec
03:25	30 THOMPSON C foul drawn (3)			3 DRIVER E foul shooting (3 - 1)
03:25	30 THOMPSON C free throw 1 - 2 missed			
03:25	offensive dead ball rebound (2)			

Official Basketball Play by Play - 3rd Period

University School of Jackson at Christian Academy of Knoxville

03/01/24 Eblen Center, Cookeville, TN

University School of Jackson vs. CAK HS Girls'

Game Time: 3:30 PM
Game Duration: 1:16

Officials: Stacey Rymer, AJ Mason, Travis Kiestler

Game Time	CAK	Score	Diff	USJ
03:25				3 DRIVER E substitution out
03:25				10 SPELLINGS M substitution in
03:25	30 THOMPSON C free throw 2 - 2 missed			
03:23				10 SPELLINGS M defensive rebound (3)
03:01				10 SPELLINGS M 3pt FG , jump shot missed
02:59	15 WILKINSON A defensive rebound (3)			
02:58	15 WILKINSON A foul drawn (2)			20 AYERS H foul personal (1 - 2)
02:38	15 WILKINSON A 3pt FG , jump shot missed			
02:33				15 KING S defensive rebound (3)
02:11	20 PROFFITT I foul personal (3 - 3)			15 KING S foul drawn (2)
02:06		**26-24**	**2**	20 AYERS H 2pt FG in the paint, driving layup made (7)
01:32	12 WHITED K 2pt FG in the paint, driving layup made (4)	**28-24**	**4**	
01:32	20 PROFFITT I assist (2)			
01:17				20 AYERS H 2pt FG in the paint, driving layup missed
01:14				21 BARHAM A offensive rebound (7)
01:14	30 THOMPSON C foul shooting (2 - 4)			21 BARHAM A foul drawn (3)
01:14				21 BARHAM A free throw 1 - 2 missed
01:14				offensive dead ball rebound (2)
01:14				10 SPELLINGS M substitution out
01:14				22 VIA J substitution in
01:14				21 BARHAM A free throw 2 - 2 missed
01:13				20 AYERS H offensive rebound (10)
01:11		**28-26**	**2**	20 AYERS H 2pt FG second chance in the paint, layup made (9)
00:18	20 PROFFITT I turnover 3 seconds (3)			
00:05	15 WILKINSON A foul shooting (2 - 5)			21 BARHAM A foul drawn (4)
00:05		**28-27**	**1**	21 BARHAM A free throw 1 - 1 made (8)
00:00	20 PROFFITT I 3pt FG , jump shot missed			
00:00	offensive dead ball rebound (3)			
END OF PERIOD				
CAK 28-27 USJ				

by Genius SPORTS

Official Basketball Box Score - 3rd Period

University School of Jackson at Christian Academy of Knoxville

03/01/24 Eblen Center, Cookeville, TN

University School of Jackson vs. CAK HS Girls'

Game Time: 3:30 PM
Game Duration: 1:16

Officials: Stacey Rymer, AJ Mason, Travis Kiestler

University School of Jackson - 7

NO.	Name		Min	FG M-A	3P M-A	FT M-A	Rebounds OR	DR	TOT	Fouls PF	FD	TP	AS	TO	ST	Blocks BS	BA	+/-
3	Ellen Driver	F	04:35	0-0	0-0	0-0	0	0	0	1	0	0	0	1	0	0	0	-7
5	Lilly Teague	G	08:00	1-2	0-0	0-0	0	0	0	0	0	2	0	1	0	0	0	-4
10	Mia Spellings	G	05:44	0-1	0-1	0-0	0	2	2	0	1	0	0	0	0	0	0	-4
15	Sophie King	G	08:00	0-0	0-0	0-0	0	1	1	0	1	0	0	1	0	0	0	-4
20	Haylen Ayers	G	08:00	2-4	0-1	0-0	1	1	2	1	1	4	1	0	0	0	0	-4
21	Ava Barham		04:27	0-0	0-0	1-3	1	1	2	0	2	1	0	1	0	0	0	0
22	Jesse Via		01:14	0-0	0-0	0-0	0	0	0	0	0	0	0	0	0	0	0	3
Team							0	0	0			0		0				
Totals				3-7	0-2	1-3	2	5	7	2	5	7	1	4	0	0	0	-4

Shooting By Period		
3rd FG%	3-7	42.9%
3PT%	0-2	0.0%
FT%	1-3	33.3%
GM FG%	3-7	42.9%
3PT%	0-2	0.0%
FT%	1-3	33.3%

Dead Ball Rebounds: 1, 0

Technical Fouls: NONE

Christian Academy of Knoxville - 11

NO.	Name		Min	FG M-A	3P M-A	FT M-A	Rebounds OR	DR	TOT	Fouls PF	FD	TP	AS	TO	ST	Blocks BS	BA	+/-
30	Colie Thompson	F	08:00	1-2	0-0	0-2	0	0	0	1	1	2	1	0	0	0	0	4
11	Sophie Carroll	C	00:00	0-0	0-0	0-0	0	0	0	0	0	0	0	0	0	0	0	0
3	Maddie Braden	G	08:00	2-3	1-1	0-0	0	0	0	1	0	5	0	0	2	0	0	4
12	Karlie Whited	G	08:00	1-2	0-1	0-0	0	0	0	0	0	2	1	0	0	0	0	4
20	Izzy Proffitt	G	08:00	1-3	0-1	0-0	0	0	0	1	0	2	2	1	1	0	0	4
15	Ali Wilkinson		08:00	0-1	0-1	0-0	0	1	1	2	1	0	0	0	0	0	0	4
Team							1	2	3			0		0				
Totals				5-11	1-4	0-2	1	3	4	5	2	11	4	1	3	0	0	4

Shooting By Period		
3rd FG%	5-11	45.5%
3PT%	1-4	25.0%
FT%	0-2	0%
GM FG%	5-11	45.5%
3PT%	1-4	25.0%
FT%	0-2	0.0%

Dead Ball Rebounds: 2, 0

Technical Fouls: NONE

	USJ	CAK
Biggest lead	3 (3rd 7:40)	4 (3rd 4:05)
Best Scoring Run	3 (3rd 0:05)	7 (3rd 4:05)
Lead Changes	1	
Times Tied	0	
Time with Lead	02:56	04:44

Points from	USJ	CAK
Turnovers	1	7
Paint	6	8
Second Chance	2	2
Fast Breaks	0	0
Bench	1	0

Period by Period Scoring	1st	2nd	3rd	4th	TOT
USJ	12	8	7	9	36
CAK	8	9	11	7	35

by Genius SPORTS

Official Basketball Play by Play - 4th Period

University School of Jackson at Christian Academy of Knoxville

03/01/24 Eblen Center, Cookeville, TN

University School of Jackson vs. CAK HS Girls'

Game Time: 3:30 PM
Game Duration: 1:16

Officials: Stacey Rymer, AJ Mason, Travis Kiestler

Period 4

Period Starters:

CAK	3 Braden M	12 Whited K	15 Wilkinson A	20 Proffitt I	30 Thompson C
USJ	3 Driver E	5 Teague L	15 King S	20 Ayers H	21 Barham A

Game Time	CAK	Score	Diff	USJ
08:00				22 VIA J substitution out
08:00				3 DRIVER E substitution in
07:47		**28-29**	**-1**	21 BARHAM A 2pt FG in the paint, layup made (10)
07:47				20 AYERS H assist (3)
07:12	30 THOMPSON C 2pt FG in the paint, layup made (8)	**30-29**	**1**	
06:52	15 WILKINSON A foul personal (3 - 1)			21 BARHAM A foul drawn (5)
06:48				15 KING S 3pt FG , jump shot missed
06:44	15 WILKINSON A defensive rebound (4)			
06:37	30 THOMPSON C 2pt FG outside the paint, jump shot missed			
06:34	30 THOMPSON C offensive rebound (3)			
05:40	3 BRADEN M turnover (1)			
05:28				15 KING S 2pt FG from turnover in the paint, driving layup missed
05:24				21 BARHAM A offensive rebound (8)
05:24				21 BARHAM A 2pt FG from turnover second chance in the paint, layup missed
05:24	30 THOMPSON C defensive rebound (4)			
05:24	30 THOMPSON C foul drawn (4)			21 BARHAM A foul personal (2 - 1)
04:55	20 PROFFITT I turnover bad pass (4)			20 AYERS H steal (1)
04:49				20 AYERS H 2pt FG from turnover in the paint, driving layup missed
04:48				3 DRIVER E offensive rebound (1)
04:47	3 BRADEN M foul shooting (4 - 2)			3 DRIVER E foul drawn (1)
04:47				20 AYERS H substitution out
04:47				22 VIA J substitution in
04:47		**30-30**	**0**	3 DRIVER E free throw fast break 1 - 2 made (4)
04:47		**30-31**	**-1**	3 DRIVER E free throw fast break 2 - 2 made (5)
04:20	15 WILKINSON A 2pt FG outside the paint, jump shot missed			
04:16				22 VIA J defensive rebound (1)
04:09				Timeout 30 Sec
04:09				22 VIA J substitution out
04:09				20 AYERS H substitution in
03:55				5 TEAGUE L 2pt FG in the paint, floating jump shot missed
03:52	30 THOMPSON C defensive rebound (5)			
03:26	20 PROFFITT I 2pt FG in the paint, driving layup missed			
03:24				21 BARHAM A defensive rebound (9)
03:06				21 BARHAM A turnover bad pass (5)
03:06	15 WILKINSON A substitution out			
03:06	11 CARROLL S substitution in			
02:49	jump ball situation			
02:39	30 THOMPSON C turnover travel (2)			

Official Basketball Play by Play - 4th Period

University School of Jackson at Christian Academy of Knoxville

03/01/24 Eblen Center, Cookeville, TN

University School of Jackson vs. CAK HS Girls'

Game Time: 3:30 PM
Game Duration: 1:16

Officials: Stacey Rymer, AJ Mason, Travis Kiestler

Game Time	CAK	Score	Diff	USJ
02:21		**30-33**	**-3**	20 AYERS H 2pt FG from turnover in the paint, driving layup made (11)
02:21	20 PROFFITT I foul shooting (4 - 3)			20 AYERS H foul drawn (6)
02:21				20 AYERS H free throw 1 - 1 missed
02:20	30 THOMPSON C defensive rebound (6)			
01:58	3 BRADEN M 3pt FG , jump shot missed			
01:54	11 CARROLL S offensive rebound (3)			
01:53	11 CARROLL S turnover travel (1)			
01:42				Timeout 60 Sec
01:42	11 CARROLL S substitution out			
01:42	15 WILKINSON A substitution in			
01:39	12 WHITED K steal (2)			5 TEAGUE L turnover lost ball (3)
01:28	3 BRADEN M 2pt FG from turnover in the paint, driving layup made (9)	**32-33**	**-1**	
01:17	30 THOMPSON C foul personal (3 - 4)			20 AYERS H foul drawn (7)
01:09	3 BRADEN M foul personal (5 - 5)			20 AYERS H foul drawn (8)
01:09	3 BRADEN M substitution out			
01:09	2 BREWSTER I substitution in			
01:09				20 AYERS H free throw 1 - 2 missed
01:09				offensive dead ball rebound (3)
01:09		**32-34**	**-2**	20 AYERS H free throw 2 - 2 made (12)
00:46	30 THOMPSON C 3pt FG , jump shot made (11)	**35-34**	**1**	
00:46	20 PROFFITT I assist (3)			
00:44	Timeout 60 Sec			
00:44	2 BREWSTER I substitution out			
00:44	11 CARROLL S substitution in			
00:17	11 CARROLL S foul shooting (3 - 6)			3 DRIVER E foul drawn (2)
00:17		**35-35**	**0**	3 DRIVER E free throw 1 - 2 made (6)
00:17	11 CARROLL S substitution out			
00:17	2 BREWSTER I substitution in			
00:17		**35-36**	**-1**	3 DRIVER E free throw 2 - 2 made (7)
00:17				Timeout 60 Sec
00:05	Timeout 60 Sec			
00:04	20 PROFFITT I foul drawn (1)			5 TEAGUE L foul personal (3 - 2)
00:02	20 PROFFITT I 3pt FG , jump shot missed			
00:00	offensive dead ball rebound (4)			
END OF GAME				
CAK 35-36 USJ				

by Genius SPORTS

Official Basketball Box Score - 4th Period

University School of Jackson at Christian Academy of Knoxville

03/01/24 Eblen Center, Cookeville, TN

University School of Jackson vs. CAK HS Girls'

Game Time: 3:30 PM
Game Duration: 1:16

Officials: Stacey Rymer, AJ Mason, Travis Kiestler

University School of Jackson - 9

NO.	Name		Min	FG M-A	3P M-A	FT M-A	Rebounds OR	DR	TOT	Fouls PF	FD	TP	AS	TO	ST	Blocks BS	BA	+/-
3	Ellen Driver	F	08:00	0-0	0-0	4-4	1	0	1	0	2	4	0	0	0	0	0	2
5	Lilly Teague	G	08:00	0-1	0-0	0-0	0	0	0	1	0	0	0	1	0	0	0	2
10	Mia Spellings	G	00:00	0-0	0-0	0-0	0	0	0	0	0	0	0	0	0	0	0	0
15	Sophie King	G	08:00	0-2	0-1	0-0	0	0	0	0	0	0	0	0	0	0	0	2
20	Haylen Ayers	G	07:22	1-2	0-0	1-3	0	0	0	0	3	3	1	0	1	0	0	0
21	Ava Barham		08:00	1-2	0-0	0-0	1	1	2	1	1	2	0	1	0	0	0	2
22	Jesse Via		00:38	0-0	0-0	0-0	0	1	1	0	0	0	0	0	0	0	0	2
Team							0	0	0			0		0				
Totals				2-7	0-1	5-7	2	2	4	2	6	9	1	2	1	0	0	2

Shooting By Period			
4th	FG%	2-7	28.6%
	3PT%	0-1	0.0%
	FT%	5-7	71.4%
GM	FG%	2-7	28.6%
	3PT%	0-1	0.0%
	FT%	5-7	71.4%

Dead Ball Rebounds: 1, 0

Technical Fouls: NONE

Christian Academy of Knoxville - 7

NO.	Name		Min	FG M-A	3P M-A	FT M-A	Rebounds OR	DR	TOT	Fouls PF	FD	TP	AS	TO	ST	Blocks BS	BA	+/-
30	Colie Thompson	F	08:00	2-3	1-1	0-0	1	3	4	1	1	5	0	1	0	0	0	-2
11	Sophie Carroll	C	01:50	0-0	0-0	0-0	1	0	1	1	0	0	0	1	0	0	0	-3
3	Maddie Braden	G	06:51	1-2	0-1	0-0	0	0	0	2	0	2	0	1	0	0	0	-2
12	Karlie Whited	G	08:00	0-0	0-0	0-0	0	0	0	0	0	0	0	0	1	0	0	-2
20	Izzy Proffitt	G	08:00	0-2	0-1	0-0	0	0	0	1	1	0	1	1	0	0	0	-2
15	Ali Wilkinson		06:36	0-1	0-0	0-0	0	1	1	1	0	0	0	0	0	0	0	0
2	Ivey Brewster		00:43	0-0	0-0	0-0	0	0	0	0	0	0	0	0	0	0	0	1
Team							0	0	0			0		0				
Totals				3-8	1-3	0-0	2	4	6	6	2	7	1	4	1	0	0	-2

Shooting By Period			
4th	FG%	3-8	37.5%
	3PT%	1-3	33.3%
	FT%	0-0	0%
GM	FG%	3-8	37.5%
	3PT%	1-3	33.3%
	FT%	0-0	0.0%

Dead Ball Rebounds: 1, 0

Technical Fouls: NONE

	USJ	CAK
Biggest lead	3 (4th 2:21)	1 (4th 7:12)
Best Scoring Run	4 (4th 2:21)	3 (4th 0:46)
Lead Changes	5	
Times Tied	2	
Time with Lead	04:53	02:54

Points from	USJ	CAK
Turnovers	4	2
Paint	4	4
Second Chance	2	0
Fast Breaks	2	0
Bench	2	0

Period by Period Scoring	1st	2nd	3rd	4th	TOT
USJ	12	8	7	9	36
CAK	8	9	11	7	35

by Genius SPORTS

Official Basketball Box Score - Second Half

University School of Jackson at Christian Academy of Knoxville

03/01/24 Eblen Center, Cookeville, TN

University School of Jackson vs. CAK HS Girls'

Game Time: 3:30 PM
Game Duration: 1:16

Officials: Stacey Rymer, AJ Mason, Travis Kiestler

University School of Jackson - 16

NO.	Name		Min	FG M-A	3P M-A	FT M-A	Rebounds OR	DR	TOT	Fouls PF	FD	TP	AS	TO	ST	Blocks BS	BA	+/-
3	Ellen Driver	F	12:35	0-0	0-0	4-4	1	0	1	1	2	4	0	1	0	0	0	-5
5	Lilly Teague	G	16:00	1-3	0-0	0-0	0	0	0	1	0	2	0	2	0	0	0	-2
10	Mia Spellings	G	05:44	0-1	0-1	0-0	0	2	2	0	1	0	0	0	0	0	0	-4
15	Sophie King	G	16:00	0-2	0-1	0-0	0	1	1	0	1	0	0	1	0	0	0	-2
20	Haylen Ayers	G	15:22	3-6	0-1	1-3	1	1	2	1	4	7	2	0	1	0	0	-4
21	Ava Barham		12:27	1-2	0-0	1-3	2	2	4	1	3	3	0	2	0	0	0	2
22	Jesse Via		01:52	0-0	0-0	0-0	0	1	1	0	0	0	0	0	0	0	0	5
Team							0	0	0			0		0				
Totals				5-14	0-3	6-10	4	7	11	4	11	16	2	6	1	0	0	-2

Technical Fouls: NONE

Shooting By Period		
3rd FG%	3-7	42.9%
3PT%	0-2	0.0%
FT%	1-3	33.3%
4th FG%	2-7	28.6%
3PT%	0-1	0.0%
FT%	5-7	71.4%
GM FG%	5-14	35.7%
3PT%	0-3	0.0%
FT%	6-10	60.0%

Dead Ball Rebounds: 2, 0

Christian Academy of Knoxville - 18

NO.	Name		Min	FG M-A	3P M-A	FT M-A	Rebounds OR	DR	TOT	Fouls PF	FD	TP	AS	TO	ST	Blocks BS	BA	+/-
30	Colie Thompson	F	16:00	3-5	1-1	0-2	1	3	4	2	2	7	1	1	0	0	0	2
11	Sophie Carroll	C	01:50	0-0	0-0	0-0	1	0	1	1	0	0	0	1	0	0	0	-3
3	Maddie Braden	G	14:51	3-5	1-2	0-0	0	0	0	3	0	7	0	1	2	0	0	2
12	Karlie Whited	G	16:00	1-2	0-1	0-0	0	0	0	0	0	2	1	0	1	0	0	2
20	Izzy Proffitt	G	16:00	1-5	0-2	0-0	0	0	0	2	1	2	3	2	1	0	0	2
15	Ali Wilkinson		14:36	0-2	0-1	0-0	0	2	2	3	1	0	0	0	0	0	0	4
2	Ivey Brewster		00:43	0-0	0-0	0-0	0	0	0	0	0	0	0	0	0	0	0	1
Team							1	2	3			0		0				
Totals				8-19	2-7	0-2	3	7	10	11	4	18	5	5	4	0	0	2

Technical Fouls: NONE

Shooting By Period		
3rd FG%	5-11	45.5%
3PT%	1-4	25.0%
FT%	0-2	0%
4th FG%	3-8	37.5%
3PT%	1-3	33.3%
FT%	0-0	0%
GM FG%	8-19	42.1%
3PT%	2-7	28.6%
FT%	0-2	0.0%

Dead Ball Rebounds: 3, 0

	USJ	CAK
Biggest lead	3 (3rd 7:40)	4 (3rd 4:05)
Best Scoring Run	5 (4th 7:47)	7 (3rd 4:05)
Lead Changes	6	
Times Tied	2	
Time with Lead	07:49	07:51

Points from	USJ	CAK
Turnovers	5	9
Paint	10	12
Second Chance	4	2
Fast Breaks	2	0
Bench	3	0

Period by Period Scoring	1st	2nd	3rd	4th	TOT
USJ	12	8	7	9	36
CAK	8	9	11	7	35

by Genius SPORTS

Official Basketball Box Score - Final

University School of Jackson at Goodpasture Christian School

03/02/24

University School of Jackson vs Goodpasture Christian School

Game Time: 3:21 PM
Game Duration: 2:04
Attendance: 1

Officials: Adam Buckles, Stacey Rymer, A.J. Mason

University School of Jackson - 70 **Record: 1-0**

NO.	Name	Min	FG M-A	3P M-A	FT M-A	Rebounds OR	DR	TOT	Fouls PF	FD	TP	AS	TO	ST	Blocks BS	BA	+/-
3	Ellen Driver	42:40	2-4	1-2	3-4	2	5	7	3	4	8	0	3	0	0	0	13
5	Lilly Teague	37:24	5-6	5-6	1-2	1	3	4	4	1	16	1	1	1	0	0	14
10	Mia Spellings	15:40	2-5	1-4	0-0	1	0	1	1	1	5	1	2	0	0	0	3
15	Sophie King	42:10	2-6	1-4	2-2	0	4	4	3	2	7	1	2	0	0	1	16
20	Haylen Ayers	44:00	9-25	3-5	9-12	4	8	12	4	10	30	6	5	4	1	0	12
21	Ava Barham	36:46	2-9	0-0	0-1	6	11	17	1	2	4	2	4	0	0	0	3
22	Jesse Via	01:20	0-0	0-0	0-0	0	0	0	0	0	0	0	0	0	0	0	-1
Team						0	3	3			0		0				
Totals			22-55	11-21	15-21	14	34	48	16	20	70	11	17	5	1	1	12

Technical Fouls: NONE

Shooting By Period			
1st	FG%	6-14	42.9%
	3PT%	4-8	50.0%
	FT%	0-0	0%
2nd	FG%	1-7	14.3%
	3PT%	0-1	0.0%
	FT%	0-0	0%
3rd	FG%	5-14	35.7%
	3PT%	3-5	60.0%
	FT%	0-1	0%
4th	FG%	3-8	37.5%
	3PT%	1-3	33.3%
	FT%	3-4	75%
OT	FG%	7-12	58.3%
	3PT%	3-4	75.0%
	FT%	12-16	75%
GM	FG%	22-55	40.0%
	3PT%	11-21	52.4%
	FT%	15-21	71.4%

Dead Ball Rebounds: 1, 0

Goodpasture Christian School - 58 **Record: 0-1**

NO.	Name	Min	FG M-A	3P M-A	FT M-A	Rebounds OR	DR	TOT	Fouls PF	FD	TP	AS	TO	ST	Blocks BS	BA	+/-
00	Brooklyn Jones	40:55	7-18	2-8	2-4	1	2	3	1	7	18	1	1	2	0	0	-14
2	Harper Kate Miles	16:50	1-9	1-4	0-0	1	2	3	2	0	3	0	0	0	0	0	-16
3	Addi Ruffin	35:17	4-6	1-2	0-0	2	2	4	5	0	9	1	1	3	0	0	0
10	Sarah Purkey	37:37	4-5	1-2	0-0	2	3	5	5	0	9	0	0	2	1	0	-1
11	La'zaviona Hawkins	43:54	5-16	0-4	9-11	0	3	3	3	8	19	1	1	4	0	0	-10
23	Madison Sanders	08:10	0-0	0-0	0-0	0	1	1	1	0	0	0	1	0	0	0	-4
33	Madi Crocker	35:45	0-5	0-2	0-0	0	6	6	3	1	0	0	3	0	0	1	-12
35	Terrian Lewis	01:26	0-0	0-0	0-0	0	1	1	0	0	0	0	0	0	0	0	-1
15	Ava Hayes	00:06	0-0	0-0	0-0	0	0	0	0	0	0	0	0	0	0	0	-2
Team						1	4	5			0		0				
Totals			21-59	5-22	11-15	7	24	31	20	16	58	3	7	11	1	1	-12

Technical Fouls: NONE

Shooting By Period			
1st	FG%	4-14	28.6%
	3PT%	1-5	20.0%
	FT%	0-0	0%
2nd	FG%	3-11	27.3%
	3PT%	1-5	20.0%
	FT%	3-4	75%
3rd	FG%	8-13	61.5%
	3PT%	2-4	50.0%
	FT%	0-0	0%
4th	FG%	2-8	25.0%
	3PT%	0-2	0.0%
	FT%	0-0	0%
OT	FG%	4-13	30.8%
	3PT%	1-6	16.7%
	FT%	8-11	72.7%
GM	FG%	21-59	35.6%
	3PT%	5-22	22.7%
	FT%	11-15	73.3%

Dead Ball Rebounds: 1, 0

	USJ	GCS
Biggest lead	12 (1st 1:07)	8 (3rd 0:38)
Best Scoring Run	13 (1st 3:35)	8 (2nd 0:02)
Lead Changes	13	
Times Tied	10	
Time with Lead	18:26	14:53

Points from	USJ	GCS
Turnovers	4	13
Paint	22	30
Second Chance	13	10
Fast Breaks	11	9
Bench	4	0

Period by Period Scoring

	1st	2nd	3rd	4th	OT1	OT2	OT3	TOT
USJ	16	2	13	10	7	8	14	70
GCS	9	10	18	4	7	8	2	58

All Tournament Team: Haylen Ayers, USJ (MVP); Lily Teague, USJ; Ava Barham, USJ; Ellen Driver, USJ; Brooklyn Jones, Goodpasture; Addi Ruffin, Goodpasture; Ona Hawkins, Goodpasture.

Official Basketball Play by Play - 1st Period

University School of Jackson at Goodpasture Christian School

03/02/24

University School of Jackson vs Goodpasture Christian School

Game Time: 3:21 PM
Game Duration: 2:04
Attendance: 1

Officials: Adam Buckles, Stacey Rymer, A.J. Mason

Period 1

Period Starters:

GCS	00 Jones B	2 Miles H	3 Ruffin A	10 Purkey S	11 Hawkins L
USJ	3 Driver E	5 Teague L	10 Spellings M	15 King S	20 Ayers H

Game Time	GCS	Score	Diff	USJ
08:00	10 PURKEY S jumpball lost			20 AYERS H jumpball won
07:38				20 AYERS H 2pt FG outside the paint, jump shot missed
07:37	defensive rebound (1)			
07:34	11 HAWKINS L 2pt FG in the paint, layup missed			
07:30				3 DRIVER E defensive rebound (1)
07:20	11 HAWKINS L steal (1)			10 SPELLINGS M turnover bad pass (1)
07:13	11 HAWKINS L 2pt FG fast break from turnover in the paint, driving layup made (2)	**2-0**	**2**	
06:38		**2-3**	**-1**	5 TEAGUE L 3pt FG , jump shot made (3)
06:38				20 AYERS H assist (1)
06:21	2 MILES H 2pt FG in the paint, layup missed			
06:17				3 DRIVER E defensive rebound (2)
06:10		**2-5**	**-3**	20 AYERS H 2pt FG in the paint, layup made (2)
06:01	11 HAWKINS L foul drawn (1)			5 TEAGUE L foul personal (1 - 1)
06:01	2 MILES H 3pt FG , jump shot missed			
06:01				20 AYERS H defensive rebound (1)
06:01		**2-7**	**-5**	10 SPELLINGS M 2pt FG fast break in the paint, layup made (2)
06:01				20 AYERS H assist (2)
05:55	00 JONES B 2pt FG outside the paint, jump shot missed			
05:51				5 TEAGUE L defensive rebound (1)
05:11	10 PURKEY S foul personal (1 - 1)			3 DRIVER E foul drawn (1)
05:11	2 MILES H substitution out			
05:11	10 PURKEY S substitution out			
05:11	23 SANDERS M substitution in			
05:11	33 CROCKER M substitution in			
05:02				20 AYERS H 3pt FG , jump shot missed
04:57				10 SPELLINGS M offensive rebound (1)
04:54		**2-10**	**-8**	5 TEAGUE L 3pt FG second chance, jump shot made (6)
04:54				20 AYERS H assist (3)
04:35	11 HAWKINS L 3pt FG , jump shot missed			
04:33				defensive rebound (6)
04:33	Timeout media			
04:22				20 AYERS H 2pt FG in the paint, layup missed
04:14	3 RUFFIN A defensive rebound (1)			
04:14	11 HAWKINS L foul drawn (2)			5 TEAGUE L foul personal (2 - 2)
04:14	23 SANDERS M substitution out			
04:14	2 MILES H substitution in			
04:14				5 TEAGUE L substitution out
04:14				21 BARHAM A substitution in
04:00	2 MILES H 2pt FG in the paint, jump shot missed			
03:56	3 RUFFIN A offensive rebound (2)			
03:53	3 RUFFIN A 2pt FG second chance in the paint, layup missed			

Official Basketball Play by Play - 1st Period

University School of Jackson at Goodpasture Christian School

03/02/24

University School of Jackson vs Goodpasture Christian School

Game Time: 3:21 PM
Game Duration: 2:04
Attendance: 1

Officials: Adam Buckles, Stacey Rymer, A.J. Mason

Game Time	GCS	Score	Diff	USJ
03:50				21 BARHAM A defensive rebound (1)
03:35		**2-13**	**-11**	20 AYERS H 3pt FG , jump shot made (5)
03:16	00 JONES B 3pt FG , jump shot missed			
03:12				21 BARHAM A defensive rebound (2)
03:04				20 AYERS H 3pt FG , jump shot missed
03:00	2 MILES H defensive rebound (1)			
02:49	33 CROCKER M 3pt FG , jump shot missed			
02:43	2 MILES H offensive rebound (2)			
02:43	2 MILES H 2pt FG second chance in the paint, layup missed			
02:42				20 AYERS H defensive rebound (2)
02:38				10 SPELLINGS M 3pt FG , jump shot missed
02:35				3 DRIVER E offensive rebound (3)
02:35	2 MILES H foul personal (1 - 2)			3 DRIVER E foul drawn (2)
02:27	00 JONES B steal (1)			21 BARHAM A turnover lost ball (1)
02:27	00 JONES B foul drawn (1)			21 BARHAM A foul personal (1 - 3)
02:27	2 MILES H substitution out			
02:27	10 PURKEY S substitution in			
02:04	33 CROCKER M foul offensive (1 - 3)			10 SPELLINGS M foul drawn (1)
02:04	33 CROCKER M turnover offensive (1)			
01:42	11 HAWKINS L foul personal (1 - 4)			15 KING S foul drawn (1)
01:33				10 SPELLINGS M 3pt FG from turnover, jump shot missed
01:26				21 BARHAM A offensive rebound (3)
01:26				21 BARHAM A 2pt FG from turnover second chance in the paint, layup missed
01:23				21 BARHAM A offensive rebound (4)
01:23				21 BARHAM A 2pt FG from turnover second chance in the paint, layup missed
01:22	33 CROCKER M defensive rebound (1)			
01:18	00 JONES B 2pt FG fast break in the paint, layup made (2)	**4-13**	**-9**	
01:07		**4-16**	**-12**	10 SPELLINGS M 3pt FG , jump shot made (5)
01:07				21 BARHAM A assist (1)
00:54	3 RUFFIN A 3pt FG , jump shot made (3)	**7-16**	**-9**	
00:13	3 RUFFIN A steal (1)			20 AYERS H turnover lost ball (1)
00:08	3 RUFFIN A 2pt FG fast break from turnover in the paint, driving layup made (5)	**9-16**	**-7**	
00:00	33 CROCKER M foul drawn (1)			3 DRIVER E foul offensive (1 - 4)
00:00				3 DRIVER E turnover offensive (1)
END OF PERIOD				
GCS 9-16 USJ				

Official Basketball Box Score - 1st Period

University School of Jackson at Goodpasture Christian School

03/02/24

University School of Jackson vs Goodpasture Christian School

Game Time: 3:21 PM
Game Duration: 2:04
Attendance: 1

Officials: Adam Buckles, Stacey Rymer, A.J. Mason

University School of Jackson - 16

NO.	Name	Min	FG M-A	3P M-A	FT M-A	Rebounds OR	DR	TOT	Fouls PF	FD	TP	AS	TO	ST	Blocks BS	BA	+/-
3	Ellen Driver	08:00	0-0	0-0	0-0	1	2	3	1	2	0	0	1	0	0	0	7
5	Lilly Teague	03:46	2-2	2-2	0-0	0	1	1	2	0	6	0	0	0	0	0	8
10	Mia Spellings	08:00	2-4	1-3	0-0	1	0	1	0	1	5	0	1	0	0	0	7
15	Sophie King	08:00	0-0	0-0	0-0	0	0	0	0	1	0	0	0	0	0	0	7
20	Haylen Ayers	08:00	2-6	1-3	0-0	0	2	2	0	0	5	3	1	0	0	0	7
21	Ava Barham	04:14	0-2	0-0	0-0	2	2	4	1	0	0	1	1	0	0	0	-1
Team						0	1	1			0		0				
Totals			6-14	4-8	0-0	4	8	12	4	4	16	4	4	0	0	0	7

Technical Fouls: NONE

Shooting By Period			
1st	FG%	6-14	42.9%
	3PT%	4-8	50.0%
	FT%	0-0	0%
GM	FG%	6-14	42.9%
	3PT%	4-8	50.0%
	FT%	0-0	0.0%

Dead Ball Rebounds: 0, 0

Goodpasture Christian School - 9

NO.	Name	Min	FG M-A	3P M-A	FT M-A	Rebounds OR	DR	TOT	Fouls PF	FD	TP	AS	TO	ST	Blocks BS	BA	+/-
00	Brooklyn Jones	08:00	1-3	0-1	0-0	0	0	0	0	1	2	0	0	1	0	0	-7
2	Harper Kate Miles	04:36	0-4	0-1	0-0	1	1	2	1	0	0	0	0	0	0	0	-8
3	Addi Ruffin	08:00	2-3	1-1	0-0	1	1	2	0	0	5	0	0	1	0	0	-7
10	Sarah Purkey	05:16	0-0	0-0	0-0	0	0	0	1	0	0	0	0	0	0	0	-1
11	La'zaviona Hawkins	08:00	1-3	0-1	0-0	0	0	0	1	2	2	0	0	1	0	0	-7
23	Madison Sanders	00:57	0-0	0-0	0-0	0	0	0	0	0	0	0	0	0	0	0	-3
33	Madi Crocker	05:11	0-1	0-1	0-0	0	1	1	1	1	0	0	1	0	0	0	-2
Team						0	1	1			0		0				
Totals			4-14	1-5	0-0	2	4	6	4	4	9	0	1	3	0	0	-7

Technical Fouls: NONE

Shooting By Period			
1st	FG%	4-14	28.6%
	3PT%	1-5	20.0%
	FT%	0-0	0%
GM	FG%	4-14	28.6%
	3PT%	1-5	20.0%
	FT%	0-0	0.0%

Dead Ball Rebounds: 0, 0

	USJ	GCS
Biggest lead	12 (1st 1:07)	2 (1st 7:13)
Best Scoring Run	13 (1st 3:35)	5 (1st 0:08)
Lead Changes	1	
Times Tied	0	
Time with Lead	06:38	00:35

Points from	USJ	GCS
Turnovers	0	4
Paint	4	6
Second Chance	3	0
Fast Breaks	2	6
Bench	0	0

Period by Period Scoring

	1st	2nd	3rd	4th	OT1	OT2	OT3	TOT
USJ	16	2	13	10	7	8	14	70
GCS	9	10	18	4	7	8	2	58

Official Basketball Play by Play - 2nd Period

University School of Jackson at Goodpasture Christian School

03/02/24

University School of Jackson vs Goodpasture Christian School

Game Time: 3:21 PM
Game Duration: 2:04
Attendance: 1

Officials: Adam Buckles, Stacey Rymer, A.J. Mason

Period 2

Period Starters:

GCS	2 Miles H	3 Ruffin A	10 Purkey S	11 Hawkins L	33 Crocker M
USJ	3 Driver E	5 Teague L	15 King S	20 Ayers H	21 Barham A

Game Time	GCS	Score	Diff	USJ
08:00	00 JONES B substitution out			
08:00	2 MILES H substitution in			
08:00				10 SPELLINGS M substitution out
08:00				5 TEAGUE L substitution in
07:43	11 HAWKINS L foul drawn (3)			15 KING S foul shooting (1 - 1)
07:43	11 HAWKINS L free throw 1 - 2 made (3)	**10-16**	**-6**	
07:43	11 HAWKINS L free throw 2 - 2 made (4)	**11-16**	**-5**	
07:20		**11-18**	**-7**	3 DRIVER E 2pt FG in the paint, driving layup made (2)
06:55	11 HAWKINS L 2pt FG in the paint, layup missed			
06:51				3 DRIVER E defensive rebound (4)
06:51	jump ball situation			
06:51	10 PURKEY S substitution out			
06:51	00 JONES B substitution in			
06:39				20 AYERS H 2pt FG outside the paint, jump shot missed
06:35	2 MILES H defensive rebound (3)			
06:26	33 CROCKER M 2pt FG in the paint, layup missed			
06:22				3 DRIVER E defensive rebound (5)
05:57				3 DRIVER E 2pt FG in the paint, layup missed
05:56	defensive rebound (8)			
05:15	2 MILES H 3pt FG , jump shot missed			
05:10	3 RUFFIN A offensive rebound (3)			
05:08	00 JONES B 3pt FG second chance, jump shot made (5)	**14-18**	**-4**	
05:08	3 RUFFIN A assist (1)			
04:51	11 HAWKINS L steal (2)			15 KING S turnover lost ball (1)
04:47	2 MILES H 2pt FG from turnover in the paint, layup missed			
04:45				defensive rebound (15)
04:45	Timeout media			
04:45	2 MILES H substitution out			
04:45	10 PURKEY S substitution in			
04:45				15 KING S substitution out
04:45				10 SPELLINGS M substitution in
04:17	00 JONES B foul drawn (2)			20 AYERS H foul offensive (1 - 2)
04:17				20 AYERS H turnover offensive (2)
04:00	10 PURKEY S 2pt FG from turnover in the paint, driving layup made (2)	**16-18**	**-2**	
03:47	10 PURKEY S steal (1)			10 SPELLINGS M turnover bad pass (2)
03:38	00 JONES B 2pt FG from turnover in the paint, driving layup made (7)	**18-18**	**0**	
03:26				20 AYERS H 2pt FG in the paint, driving layup missed
03:21	33 CROCKER M defensive rebound (2)			
03:03	3 RUFFIN A 3pt FG , jump shot missed			
02:59				21 BARHAM A defensive rebound (5)
02:55	3 RUFFIN A foul personal (1 - 1)			20 AYERS H foul drawn (1)
02:55				10 SPELLINGS M substitution out

Official Basketball Play by Play - 2nd Period

University School of Jackson at Goodpasture Christian School

03/02/24

University School of Jackson vs Goodpasture Christian School

Game Time: 3:21 PM
Game Duration: 2:04
Attendance: 1

Officials: Adam Buckles, Stacey Rymer, A.J. Mason

Game Time	GCS	Score	Diff	USJ
02:55				15 KING S substitution in
02:47				15 KING S 3pt FG , jump shot missed
02:42	10 PURKEY S defensive rebound (1)			
02:34	33 CROCKER M turnover lost ball (2)			5 TEAGUE L steal (1)
02:22				3 DRIVER E turnover bad pass (2)
02:22				5 TEAGUE L substitution out
02:22				10 SPELLINGS M substitution in
02:02	33 CROCKER M 3pt FG from turnover, jump shot missed			
01:58				20 AYERS H defensive rebound (3)
01:54				20 AYERS H 2pt FG outside the paint, jump shot missed
01:52				21 BARHAM A offensive rebound (6)
01:52	jump ball situation			
01:52	3 RUFFIN A steal (2)			21 BARHAM A turnover lost ball (2)
01:28	00 JONES B 3pt FG from turnover, jump shot missed			
01:24				21 BARHAM A defensive rebound (7)
01:20	00 JONES B foul drawn (3)			3 DRIVER E foul offensive (2 - 3)
01:20				3 DRIVER E turnover offensive (3)
01:20	33 CROCKER M substitution out			
01:20	35 LEWIS T substitution in			
01:20				3 DRIVER E substitution out
01:20				22 VIA J substitution in
00:40	00 JONES B 2pt FG from turnover outside the paint, jump shot missed			
00:36				21 BARHAM A defensive rebound (8)
00:14				20 AYERS H 2pt FG in the paint, driving layup missed
00:10	35 LEWIS T defensive rebound (1)			
00:02	11 HAWKINS L foul drawn (4)			10 SPELLINGS M foul shooting (1 - 4)
00:02	11 HAWKINS L free throw 1 - 2 made (5)	**19-18**	**1**	
00:02	11 HAWKINS L free throw 2 - 2 missed			
00:02	offensive rebound (13)			
END OF PERIOD				
GCS 19-18 USJ				

Official Basketball Box Score - 2nd Period

University School of Jackson at Goodpasture Christian School

03/02/24

University School of Jackson vs Goodpasture Christian School

Game Time: 3:21 PM
Game Duration: 2:04
Attendance: 1

Officials: Adam Buckles, Stacey Rymer, A.J. Mason

University School of Jackson - 2

NO.	Name	Min	FG M-A	3P M-A	FT M-A	Rebounds OR	DR	TOT	Fouls PF	FD	TP	AS	TO	ST	Blocks BS	BA	+/-
3	Ellen Driver	06:40	1-2	0-0	0-0	0	2	2	1	0	2	0	2	0	0	0	-7
5	Lilly Teague	05:38	0-0	0-0	0-0	0	0	0	0	0	0	0	0	1	0	0	-7
10	Mia Spellings	04:12	0-0	0-0	0-0	0	0	0	1	0	0	0	1	0	0	0	-5
15	Sophie King	06:10	0-1	0-1	0-0	0	0	0	1	0	0	0	1	0	0	0	-4
20	Haylen Ayers	08:00	0-4	0-0	0-0	0	1	1	1	1	0	0	1	0	0	0	-8
21	Ava Barham	08:00	0-0	0-0	0-0	1	3	4	0	0	0	0	1	0	0	0	-8
22	Jesse Via	01:20	0-0	0-0	0-0	0	0	0	0	0	0	0	0	0	0	0	-1
Team						0	1	1			0		0				
Totals			1-7	0-1	0-0	1	7	8	4	1	2	0	6	1	0	0	-8

Shooting By Period			
2nd	FG%	1-7	14.3%
	3PT%	0-1	0.0%
	FT%	0-0	0%
GM	FG%	1-7	14.3%
	3PT%	0-1	0.0%
	FT%	0-0	0.0%

Dead Ball Rebounds: 0, 0

Technical Fouls: NONE

Goodpasture Christian School - 10

NO.	Name	Min	FG M-A	3P M-A	FT M-A	Rebounds OR	DR	TOT	Fouls PF	FD	TP	AS	TO	ST	Blocks BS	BA	+/-
00	Brooklyn Jones	06:51	2-4	1-2	0-0	0	0	0	0	2	5	0	0	0	0	0	8
2	Harper Kate Miles	03:15	0-2	0-1	0-0	0	1	1	0	0	0	0	0	0	0	0	3
3	Addi Ruffin	08:00	0-1	0-1	0-0	1	0	1	1	0	0	1	0	1	0	0	8
10	Sarah Purkey	05:54	1-1	0-0	0-0	0	1	1	0	0	2	0	0	1	0	0	5
11	La'zaviona Hawkins	08:00	0-1	0-0	3-4	0	0	0	0	2	3	0	0	1	0	0	8
33	Madi Crocker	06:40	0-2	0-1	0-0	0	1	1	0	0	0	0	1	0	0	0	7
35	Terrian Lewis	01:20	0-0	0-0	0-0	0	1	1	0	0	0	0	0	0	0	0	1
Team						1	1	2			0		0				
Totals			3-11	1-5	3-4	2	5	7	1	4	10	1	1	3	0	0	8

Shooting By Period			
2nd	FG%	3-11	27.3%
	3PT%	1-5	20.0%
	FT%	3-4	75%
GM	FG%	3-11	27.3%
	3PT%	1-5	20.0%
	FT%	3-4	75.0%

Dead Ball Rebounds: 0, 0

Technical Fouls: NONE

	USJ	GCS
Biggest lead	7 (2nd 7:20)	1 (2nd 0:02)
Best Scoring Run	2 (2nd 7:20)	8 (2nd 0:02)
Lead Changes	1	
Times Tied	1	
Time with Lead	04:05	00:03

Points from	USJ	GCS
Turnovers	0	4
Paint	2	4
Second Chance	0	3
Fast Breaks	0	0
Bench	0	0

Period by Period Scoring

	1st	2nd	3rd	4th	OT1	OT2	OT3	TOT
USJ	16	2	13	10	7	8	14	70
GCS	9	10	18	4	7	8	2	58

Official Basketball Box Score - First Half

University School of Jackson at Goodpasture Christian School

03/02/24

University School of Jackson vs Goodpasture Christian School

Game Time: 3:21 PM
Game Duration: 2:04
Attendance: 1

Officials: Adam Buckles, Stacey Rymer, A.J. Mason

University School of Jackson - 18

NO.	Name	Min	FG M-A	3P M-A	FT M-A	Rebounds OR	DR	TOT	Fouls PF	FD	TP	AS	TO	ST	Blocks BS	BA	+/-
3	Ellen Driver	14:40	1-2	0-0	0-0	1	4	5	2	2	2	0	3	0	0	0	0
5	Lilly Teague	09:24	2-2	2-2	0-0	0	1	1	2	0	6	0	0	1	0	0	1
10	Mia Spellings	12:12	2-4	1-3	0-0	1	0	1	1	1	5	0	2	0	0	0	2
15	Sophie King	14:10	0-1	0-1	0-0	0	0	0	1	1	0	0	1	0	0	0	3
20	Haylen Ayers	16:00	2-10	1-3	0-0	0	3	3	1	1	5	3	2	0	0	0	-1
21	Ava Barham	12:14	0-2	0-0	0-0	3	5	8	1	0	0	1	2	0	0	0	-9
22	Jesse Via	01:20	0-0	0-0	0-0	0	0	0	0	0	0	0	0	0	0	0	-1
Team						0	2	2			0		0				
Totals			7-21	4-9	0-0	5	15	20	8	5	18	4	10	1	0	0	-1

Technical Fouls: NONE

Shooting By Period			
1st	FG%	6-14	42.9%
	3PT%	4-8	50.0%
	FT%	0-0	0%
2nd	FG%	1-7	14.3%
	3PT%	0-1	0.0%
	FT%	0-0	0%
GM	FG%	7-21	33.3%
	3PT%	4-9	44.4%
	FT%	0-0	0.0%

Dead Ball Rebounds: 0, 0

Goodpasture Christian School - 19

NO.	Name	Min	FG M-A	3P M-A	FT M-A	Rebounds OR	DR	TOT	Fouls PF	FD	TP	AS	TO	ST	Blocks BS	BA	+/-
00	Brooklyn Jones	14:51	3-7	1-3	0-0	0	0	0	0	3	7	0	0	1	0	0	1
2	Harper Kate Miles	07:51	0-6	0-2	0-0	1	2	3	1	0	0	0	0	0	0	0	-5
3	Addi Ruffin	16:00	2-4	1-2	0-0	2	1	3	1	0	5	1	0	2	0	0	1
10	Sarah Purkey	11:10	1-1	0-0	0-0	0	1	1	1	0	2	0	0	1	0	0	4
11	La'zaviona Hawkins	16:00	1-4	0-1	3-4	0	0	0	1	4	5	0	0	2	0	0	1
23	Madison Sanders	00:57	0-0	0-0	0-0	0	0	0	0	0	0	0	0	0	0	0	-3
33	Madi Crocker	11:51	0-3	0-2	0-0	0	2	2	1	1	0	0	2	0	0	0	5
35	Terrian Lewis	01:20	0-0	0-0	0-0	0	1	1	0	0	0	0	0	0	0	0	1
Team						1	2	3			0		0				
Totals			7-25	2-10	3-4	4	9	13	5	8	19	1	2	6	0	0	1

Technical Fouls: NONE

Shooting By Period			
1st	FG%	4-14	28.6%
	3PT%	1-5	20.0%
	FT%	0-0	0%
2nd	FG%	3-11	27.3%
	3PT%	1-5	20.0%
	FT%	3-4	75%
GM	FG%	7-25	28.0%
	3PT%	2-10	20.0%
	FT%	3-4	75.0%

Dead Ball Rebounds: 0, 0

	USJ	GCS
Biggest lead	12 (1st 1:07)	2 (1st 7:13)
Best Scoring Run	13 (1st 3:35)	8 (2nd 0:02)
Lead Changes	2	
Times Tied	1	
Time with Lead	11:00	00:38

Points from	USJ	GCS
Turnovers	0	8
Paint	6	10
Second Chance	3	3
Fast Breaks	2	6
Bench	0	0

Period by Period Scoring	1st	2nd	3rd	4th	OT1	OT2	OT3	TOT
USJ	16	2	13	10	7	8	14	70
GCS	9	10	18	4	7	8	2	58

Official Basketball Play by Play - 3rd Period

University School of Jackson at Goodpasture Christian School

03/02/24

University School of Jackson vs Goodpasture Christian School

Game Time: 3:21 PM
Game Duration: 2:04
Attendance: 1

Officials: Adam Buckles, Stacey Rymer, A.J. Mason

Period 3

Period Starters:

GCS	00 Jones B	3 Ruffin A	10 Purkey S	11 Hawkins L	33 Crocker M
USJ	3 Driver E	5 Teague L	10 Spellings M	15 King S	20 Ayers H

Game Time	GCS	Score	Diff	USJ
08:00	35 LEWIS T substitution out			
08:00	33 CROCKER M substitution in			
08:00				21 BARHAM A substitution out
08:00				22 VIA J substitution out
08:00				3 DRIVER E substitution in
08:00				5 TEAGUE L substitution in
07:48		**19-21**	**-2**	20 AYERS H 3pt FG , jump shot made (8)
07:48				10 SPELLINGS M assist (1)
07:20	00 JONES B 2pt FG in the paint, layup made (9)	**21-21**	**0**	
07:09				10 SPELLINGS M 3pt FG , jump shot missed
07:04				20 AYERS H offensive rebound (4)
07:04				20 AYERS H 2pt FG second chance in the paint, layup missed
07:03	11 HAWKINS L defensive rebound (1)			
07:00	10 PURKEY S 3pt FG , jump shot missed			
06:49	00 JONES B offensive rebound (1)			
06:44	00 JONES B 3pt FG second chance, jump shot made (12)	**24-21**	**3**	
06:29		**24-24**	**0**	5 TEAGUE L 3pt FG , jump shot made (9)
06:29				15 KING S assist (1)
06:15	10 PURKEY S 2pt FG in the paint, layup made (4)	**26-24**	**2**	
05:34		**26-27**	**-1**	5 TEAGUE L 3pt FG , turnaround jump shot made (12)
05:08	10 PURKEY S 3pt FG , jump shot made (7)	**29-27**	**2**	
05:08	11 HAWKINS L assist (1)			
04:57		**29-29**	**0**	20 AYERS H 2pt FG in the paint, driving layup made (10)
04:39	33 CROCKER M 2pt FG in the paint, layup blocked			
04:39				20 AYERS H block (1)
04:32				20 AYERS H defensive rebound (5)
04:32				10 SPELLINGS M substitution out
04:32				21 BARHAM A substitution in
04:32	Timeout media			
04:32	00 JONES B substitution out			
04:32	2 MILES H substitution in			
04:21	10 PURKEY S steal (2)			20 AYERS H turnover bad pass (3)
03:59	11 HAWKINS L 3pt FG from turnover, jump shot missed			
03:55				20 AYERS H defensive rebound (6)
03:44				21 BARHAM A 2pt FG outside the paint, turnaround jump shot missed
03:40	10 PURKEY S defensive rebound (2)			
03:25	3 RUFFIN A 2pt FG in the paint, driving layup made (7)	**31-29**	**2**	
03:04				20 AYERS H 2pt FG outside the paint, jump shot missed
03:00	33 CROCKER M defensive rebound (3)			
02:56	2 MILES H 2pt FG in the paint, layup missed			
02:52				15 KING S defensive rebound (1)
02:36				21 BARHAM A turnover bad pass (3)

Official Basketball Play by Play - 3rd Period

University School of Jackson at Goodpasture Christian School

03/02/24

University School of Jackson vs Goodpasture Christian School

Game Time: 3:21 PM
Game Duration: 2:04
Attendance: 1

Officials: Adam Buckles, Stacey Rymer, A.J. Mason

Game Time	GCS	Score	Diff	USJ
02:36	2 MILES H substitution out			
02:36	33 CROCKER M substitution out			
02:36	00 JONES B substitution in			
02:36	23 SANDERS M substitution in			
02:05	00 JONES B 2pt FG from turnover outside the paint, turnaround jump shot made (14)	**33-29**	**4**	
01:43				20 AYERS H 2pt FG outside the paint, jump shot missed
01:37				21 BARHAM A offensive rebound (9)
01:37				21 BARHAM A 2pt FG second chance in the paint, layup missed
01:35	3 RUFFIN A defensive rebound (4)			
01:24	11 HAWKINS L 2pt FG in the paint, driving layup made (7)	**35-29**	**6**	
01:11				Timeout 60 Sec
00:58				15 KING S 3pt FG , jump shot missed
00:53	23 SANDERS M defensive rebound (1)			
00:46	11 HAWKINS L 2pt FG in the paint, driving layup missed			
00:38	10 PURKEY S offensive rebound (3)			
00:38	10 PURKEY S 2pt FG second chance in the paint, layup made (9)	**37-29**	**8**	
00:27				20 AYERS H 2pt FG in the paint, jump shot missed
00:24				5 TEAGUE L offensive rebound (2)
00:20		**37-31**	**6**	21 BARHAM A 2pt FG second chance in the paint, turnaround jump shot made (2)
00:20	10 PURKEY S foul shooting (2 - 1)			21 BARHAM A foul drawn (1)
00:20				21 BARHAM A free throw 1 - 1 missed
00:20				21 BARHAM A offensive rebound (10)
00:18				21 BARHAM A 2pt FG second chance in the paint, layup missed
00:14	defensive rebound (21)			
00:03	11 HAWKINS L turnover lost ball (1)			20 AYERS H steal (1)
END OF PERIOD				
GCS 37-31 USJ				

Official Basketball Box Score - 3rd Period

University School of Jackson at Goodpasture Christian School

03/02/24

University School of Jackson vs Goodpasture Christian School

Game Time: 3:21 PM
Game Duration: 2:04
Attendance: 1

Officials: Adam Buckles, Stacey Rymer, A.J. Mason

University School of Jackson - 13

NO.	Name	Min	FG M-A	3P M-A	FT M-A	Rebounds OR	DR	TOT	Fouls PF	FD	TP	AS	TO	ST	Blocks BS	BA	+/-
3	Ellen Driver	08:00	0-0	0-0	0-0	0	0	0	0	0	0	0	0	0	0	0	-5
5	Lilly Teague	08:00	2-2	2-2	0-0	1	0	1	0	0	6	0	0	0	0	0	-5
10	Mia Spellings	03:28	0-1	0-1	0-0	0	0	0	0	0	0	1	0	0	0	0	1
15	Sophie King	08:00	0-1	0-1	0-0	0	1	1	0	0	0	1	0	0	0	0	-5
20	Haylen Ayers	08:00	2-6	1-1	0-0	1	2	3	0	0	5	0	1	1	1	0	-5
22	Jesse Via	00:00	0-0	0-0	0-0	0	0	0	0	0	0	0	0	0	0	0	0
21	Ava Barham	04:32	1-4	0-0	0-1	2	0	2	0	1	2	0	1	0	0	0	-6
Team						0	0	0			0		0				
Totals			5-14	3-5	0-1	4	3	7	0	1	13	2	2	1	1	0	-5

Shooting By Period			
3rd	FG%	5-14	35.7%
	3PT%	3-5	60.0%
	FT%	0-1	0%
GM	FG%	5-14	35.7%
	3PT%	3-5	60.0%
	FT%	0-1	0.0%

Dead Ball Rebounds: 0, 0

Technical Fouls: NONE

Goodpasture Christian School - 18

NO.	Name	Min	FG M-A	3P M-A	FT M-A	Rebounds OR	DR	TOT	Fouls PF	FD	TP	AS	TO	ST	Blocks BS	BA	+/-
00	Brooklyn Jones	06:04	3-3	1-1	0-0	1	0	1	0	0	7	0	0	0	0	0	3
2	Harper Kate Miles	01:56	0-1	0-0	0-0	0	0	0	0	0	0	0	0	0	0	0	2
3	Addi Ruffin	08:00	1-1	0-0	0-0	0	1	1	0	0	2	0	0	0	0	0	5
10	Sarah Purkey	08:00	3-4	1-2	0-0	1	1	2	1	0	7	0	0	1	0	0	5
11	La'zaviona Hawkins	08:00	1-3	0-1	0-0	0	1	1	0	0	2	1	1	0	0	0	5
35	Terrian Lewis	00:00	0-0	0-0	0-0	0	0	0	0	0	0	0	0	0	0	0	0
33	Madi Crocker	05:24	0-1	0-0	0-0	0	1	1	0	0	0	0	0	0	0	1	1
23	Madison Sanders	02:36	0-0	0-0	0-0	0	1	1	0	0	0	0	0	0	0	0	4
Team						0	1	1			0		0				
Totals			8-13	2-4	0-0	2	6	8	1	0	18	1	1	1	0	1	5

Shooting By Period			
3rd	FG%	8-13	61.5%
	3PT%	2-4	50.0%
	FT%	0-0	0%
GM	FG%	8-13	61.5%
	3PT%	2-4	50.0%
	FT%	0-0	0.0%

Dead Ball Rebounds: 0, 0

Technical Fouls: NONE

	USJ	GCS
Biggest lead	2 (3rd 7:48)	8 (3rd 0:38)
Best Scoring Run	3 (3rd 7:48)	8 (3rd 0:38)
Lead Changes	4	
Times Tied	3	
Time with Lead	00:54	04:32

Points from	USJ	GCS
Turnovers	0	2
Paint	4	10
Second Chance	2	5
Fast Breaks	0	0
Bench	2	0

Period by Period Scoring

	1st	2nd	3rd	4th	OT1	OT2	OT3	TOT
USJ	16	2	13	10	7	8	14	70
GCS	9	10	18	4	7	8	2	58

Official Basketball Play by Play - 4th Period

University School of Jackson at Goodpasture Christian School

03/02/24

University School of Jackson vs Goodpasture Christian School

Game Time: 3:21 PM
Game Duration: 2:04
Attendance: 1

Officials: Adam Buckles, Stacey Rymer, A.J. Mason

Period 4

Period Starters:

GCS	00 Jones B	3 Ruffin A	10 Purkey S	11 Hawkins L	33 Crocker M
USJ	3 Driver E	5 Teague L	15 King S	20 Ayers H	21 Barham A

Game Time	GCS	Score	Diff	USJ
08:00	23 SANDERS M substitution out			
08:00	33 CROCKER M substitution in			
07:33	00 JONES B 3pt FG , jump shot missed			
07:28				21 BARHAM A defensive rebound (11)
07:16				15 KING S 3pt FG , jump shot missed
07:10				3 DRIVER E offensive rebound (6)
06:54		**37-34**	**3**	5 TEAGUE L 3pt FG second chance, jump shot made (15)
06:54				21 BARHAM A assist (2)
06:31	3 RUFFIN A turnover travel (1)			
05:49	11 HAWKINS L steal (3)			5 TEAGUE L turnover lost ball (1)
05:49	Timeout 30 Sec			
05:49	Timeout media			
05:23	00 JONES B 2pt FG from turnover outside the paint, jump shot missed			
05:19				21 BARHAM A defensive rebound (12)
04:57	33 CROCKER M foul personal (2 - 1)			21 BARHAM A foul drawn (2)
04:49				3 DRIVER E 3pt FG , jump shot missed
04:46	11 HAWKINS L defensive rebound (2)			
04:10	00 JONES B 3pt FG , jump shot missed			
04:05				15 KING S defensive rebound (2)
03:59		**37-36**	**1**	15 KING S 2pt FG fast break in the paint, driving layup made (2)
03:31	11 HAWKINS L 2pt FG in the paint, driving layup made (9)	**39-36**	**3**	
03:05				15 KING S 2pt FG in the paint, driving layup blocked
03:05	10 PURKEY S block (1)			
03:00	10 PURKEY S defensive rebound (4)			
02:59	00 JONES B foul drawn (4)			3 DRIVER E foul personal (3 - 1)
02:59	33 CROCKER M turnover lost ball (3)			20 AYERS H steal (2)
02:47				21 BARHAM A 2pt FG from turnover in the paint, layup missed
02:43				20 AYERS H offensive rebound (7)
02:42	11 HAWKINS L foul shooting (2 - 2)			20 AYERS H foul drawn (2)
02:22		**39-37**	**2**	20 AYERS H free throw fast break 1 - 2 made (11)
02:21		**39-38**	**1**	20 AYERS H free throw fast break 2 - 2 made (12)
02:11	00 JONES B 2pt FG outside the paint, pull up jump shot missed			
02:06				15 KING S defensive rebound (3)
02:02		**39-40**	**-1**	21 BARHAM A 2pt FG fast break in the paint, driving layup made (4)
02:02				20 AYERS H assist (4)
02:02				Timeout 60 Sec
02:02	33 CROCKER M substitution out			
02:02	23 SANDERS M substitution in			
01:40	00 JONES B 2pt FG in the paint, driving layup missed			
01:36				15 KING S defensive rebound (4)

Official Basketball Play by Play - 4th Period

University School of Jackson at Goodpasture Christian School

03/02/24

University School of Jackson vs Goodpasture Christian School

Game Time: 3:21 PM
Game Duration: 2:04
Attendance: 1

Officials: Adam Buckles, Stacey Rymer, A.J. Mason

Game Time	GCS	Score	Diff	USJ
00:58	3 RUFFIN A foul personal (2 - 3)			20 AYERS H foul drawn (3)
00:54	3 RUFFIN A steal (3)			20 AYERS H turnover lost ball (4)
00:47	3 RUFFIN A 2pt FG fast break from turnover in the paint, driving layup made (9)	**41-40**	**1**	
00:38	3 RUFFIN A foul personal (3 - 4)			20 AYERS H foul drawn (4)
00:38	23 SANDERS M substitution out			
00:38	33 CROCKER M substitution in			
00:38				Timeout 60 Sec
00:32				20 AYERS H 2pt FG in the paint, turnaround jump shot missed
00:31				20 AYERS H offensive rebound (8)
00:31	3 RUFFIN A foul personal (4 - 5)			20 AYERS H foul drawn (5)
00:31		**41-41**	**0**	20 AYERS H free throw 1 - 2 made (13)
00:31				20 AYERS H free throw 2 - 2 missed
00:31	11 HAWKINS L defensive rebound (3)			
00:01	11 HAWKINS L 2pt FG in the paint, driving layup missed			
00:00				20 AYERS H defensive rebound (9)
END OF PERIOD				
GCS 41-41 USJ				

Official Basketball Box Score - 4th Period

University School of Jackson at Goodpasture Christian School

03/02/24

University School of Jackson vs Goodpasture Christian School

Game Time: 3:21 PM
Game Duration: 2:04
Attendance: 1

Officials: Adam Buckles, Stacey Rymer, A.J. Mason

University School of Jackson - 10

NO.	Name	Min	FG M-A	3P M-A	FT M-A	Rebounds OR	DR	TOT	Fouls PF	FD	TP	AS	TO	ST	Blocks BS	BA	+/-
3	Ellen Driver	08:00	0-1	0-1	0-0	1	0	1	1	0	0	0	0	0	0	0	6
5	Lilly Teague	08:00	1-1	1-1	0-0	0	0	0	0	0	3	0	1	0	0	0	6
10	Mia Spellings	00:00	0-0	0-0	0-0	0	0	0	0	0	0	0	0	0	0	0	0
15	Sophie King	08:00	1-3	0-1	0-0	0	3	3	0	0	2	0	0	0	0	1	6
20	Haylen Ayers	08:00	0-1	0-0	3-4	2	1	3	0	4	3	1	1	1	0	0	6
21	Ava Barham	08:00	1-2	0-0	0-0	0	2	2	0	1	2	1	0	0	0	0	6
Team						0	0	0			0		0				
Totals			3-8	1-3	3-4	3	6	9	1	5	10	2	2	1	0	1	6

Technical Fouls: NONE

Shooting By Period			
4th	FG%	3-8	37.5%
	3PT%	1-3	33.3%
	FT%	3-4	75%
GM	FG%	3-8	37.5%
	3PT%	1-3	33.3%
	FT%	3-4	75.0%

Dead Ball Rebounds: 0, 0

Goodpasture Christian School - 4

NO.	Name	Min	FG M-A	3P M-A	FT M-A	Rebounds OR	DR	TOT	Fouls PF	FD	TP	AS	TO	ST	Blocks BS	BA	+/-
00	Brooklyn Jones	08:00	0-5	0-2	0-0	0	0	0	0	1	0	0	0	0	0	0	-6
2	Harper Kate Miles	00:00	0-0	0-0	0-0	0	0	0	0	0	0	0	0	0	0	0	0
3	Addi Ruffin	08:00	1-1	0-0	0-0	0	0	0	3	0	2	0	1	1	0	0	-6
10	Sarah Purkey	08:00	0-0	0-0	0-0	0	1	1	0	0	0	0	0	0	1	0	-6
11	La'zaviona Hawkins	08:00	1-2	0-0	0-0	0	2	2	1	0	2	0	0	1	0	0	-6
33	Madi Crocker	06:36	0-0	0-0	0-0	0	0	0	1	0	0	0	1	0	0	0	-8
23	Madison Sanders	01:24	0-0	0-0	0-0	0	0	0	0	0	0	0	0	0	0	0	2
Team						0	0	0			0		0				
Totals			2-8	0-2	0-0	0	3	3	5	1	4	0	2	2	1	0	-6

Technical Fouls: NONE

Shooting By Period			
4th	FG%	2-8	25.0%
	3PT%	0-2	0.0%
	FT%	0-0	0%
GM	FG%	2-8	25.0%
	3PT%	0-2	0.0%
	FT%	0-0	0.0%

Dead Ball Rebounds: 0, 0

	USJ	GCS
Biggest lead	1 (4 th 2:02)	6 (4 th 7:33)
Best Scoring Run	5 (4 th 3:59)	2 (4 th 3:31)
Lead Changes	2	
Times Tied	1	
Time with Lead	01:15	05:47

Points from	USJ	GCS
Turnovers	2	2
Paint	4	4
Second Chance	6	0
Fast Breaks	6	2
Bench	2	0

Period by Period Scoring

	1st	2nd	3rd	4th	OT1	OT2	OT3	TOT
USJ	16	2	13	10	7	8	14	70
GCS	9	10	18	4	7	8	2	58

Official Basketball Box Score - Second Half

University School of Jackson at Goodpasture Christian School

03/02/24

University School of Jackson vs Goodpasture Christian School

Game Time: 3:21 PM
Game Duration: 2:04
Attendance: 1

Officials: Adam Buckles, Stacey Rymer, A.J. Mason

University School of Jackson - 23

NO.	Name	Min	FG M-A	3P M-A	FT M-A	Rebounds OR	DR	TOT	Fouls PF	FD	TP	AS	TO	ST	Blocks BS	BA	+/-
3	Ellen Driver	16:00	0-1	0-1	0-0	1	0	1	1	0	0	0	0	0	0	0	1
5	Lilly Teague	16:00	3-3	3-3	0-0	1	0	1	0	0	9	0	1	0	0	0	1
10	Mia Spellings	03:28	0-1	0-1	0-0	0	0	0	0	0	0	1	0	0	0	0	1
15	Sophie King	16:00	1-4	0-2	0-0	0	4	4	0	0	2	1	0	0	0	1	1
20	Haylen Ayers	16:00	2-7	1-1	3-4	3	3	6	0	4	8	1	2	2	1	0	1
22	Jesse Via	00:00	0-0	0-0	0-0	0	0	0	0	0	0	0	0	0	0	0	0
21	Ava Barham	12:32	2-6	0-0	0-1	2	2	4	0	2	4	1	1	0	0	0	0
Team						0	0	0			0		0				
Totals			8-22	4-8	3-5	7	9	16	1	6	23	4	4	2	1	1	1

Shooting By Period			
3rd	FG%	5-14	35.7%
	3PT%	3-5	60.0%
	FT%	0-1	0%
4th	FG%	3-8	37.5%
	3PT%	1-3	33.3%
	FT%	3-4	75%
GM	FG%	8-22	36.4%
	3PT%	4-8	50.0%
	FT%	3-5	60.0%

Dead Ball Rebounds: 0, 0

Technical Fouls: NONE

Goodpasture Christian School - 22

NO.	Name	Min	FG M-A	3P M-A	FT M-A	Rebounds OR	DR	TOT	Fouls PF	FD	TP	AS	TO	ST	Blocks BS	BA	+/-
00	Brooklyn Jones	14:04	3-8	1-3	0-0	1	0	1	0	1	7	0	0	0	0	0	-3
2	Harper Kate Miles	01:56	0-1	0-0	0-0	0	0	0	0	0	0	0	0	0	0	0	2
3	Addi Ruffin	16:00	2-2	0-0	0-0	0	1	1	3	0	4	0	1	1	0	0	-1
10	Sarah Purkey	16:00	3-4	1-2	0-0	1	2	3	1	0	7	0	0	1	1	0	-1
11	La'zaviona Hawkins	16:00	2-5	0-1	0-0	0	3	3	1	0	4	1	1	1	0	0	-1
35	Terrian Lewis	00:00	0-0	0-0	0-0	0	0	0	0	0	0	0	0	0	0	0	0
33	Madi Crocker	12:00	0-1	0-0	0-0	0	1	1	1	0	0	0	1	0	0	1	-7
23	Madison Sanders	04:00	0-0	0-0	0-0	0	1	1	0	0	0	0	0	0	0	0	6
Team						0	1	1			0		0				
Totals			10-21	2-6	0-0	2	9	11	6	1	22	1	3	3	1	1	-1

Shooting By Period			
3rd	FG%	8-13	61.5%
	3PT%	2-4	50.0%
	FT%	0-0	0%
4th	FG%	2-8	25.0%
	3PT%	0-2	0.0%
	FT%	0-0	0%
GM	FG%	10-21	47.6%
	3PT%	2-6	33.3%
	FT%	0-0	0.0%

Dead Ball Rebounds: 0, 0

Technical Fouls: NONE

	USJ	GCS
Biggest lead	2 (3rd 7:48)	8 (3rd 0:38)
Best Scoring Run	7 (4th 3:59)	8 (3rd 0:38)
Lead Changes	6	
Times Tied	4	
Time with Lead	02:09	10:46

Points from	USJ	GCS
Turnovers	2	4
Paint	8	14
Second Chance	8	5
Fast Breaks	6	2
Bench	4	0

Period by Period Scoring	1st	2nd	3rd	4th	OT1	OT2	OT3	TOT
USJ	16	2	13	10	7	8	14	70
GCS	9	10	18	4	7	8	2	58

Official Basketball Play by Play - 1st OT at 04:00 - 3rd OT at 00:00

University School of Jackson at Goodpasture Christian School

03/02/24

University School of Jackson vs Goodpasture Christian School

Game Time: 3:21 PM
Game Duration: 2:04
Attendance: 1

Officials: Adam Buckles, Stacey Rymer, A.J. Mason

Overtime 1

Period Starters:

GCS	00 Jones B	3 Ruffin A	10 Purkey S	11 Hawkins L	33 Crocker M
USJ	3 Driver E	5 Teague L	15 King S	20 Ayers H	21 Barham A

Game Time	GCS	Score	Diff	USJ
04:00	10 PURKEY S jumpball lost			20 AYERS H jumpball won
03:37		**41-44**	**-3**	15 KING S 3pt FG , jump shot made (5)
03:37				20 AYERS H assist (5)
03:21	00 JONES B 3pt FG , jump shot missed			
03:18	10 PURKEY S offensive rebound (5)			
03:13	11 HAWKINS L foul drawn (5)			5 TEAGUE L foul shooting (3 - 2)
03:13	11 HAWKINS L free throw 1 - 2 made (10)	**42-44**	**-2**	
03:13	11 HAWKINS L free throw 2 - 2 made (11)	**43-44**	**-1**	
02:54				20 AYERS H 2pt FG outside the paint, jump shot missed
02:49				21 BARHAM A offensive rebound (13)
02:49				21 BARHAM A 2pt FG second chance in the paint, layup missed
02:48	00 JONES B defensive rebound (2)			
02:29	00 JONES B 2pt FG in the paint, turnaround jump shot made (16)	**45-44**	**1**	
02:18				5 TEAGUE L 3pt FG , jump shot missed
02:15	00 JONES B defensive rebound (3)			
02:15	00 JONES B foul drawn (5)			15 KING S foul personal (2 - 3)
02:04	33 CROCKER M 2pt FG in the paint, layup missed			
02:00				21 BARHAM A defensive rebound (14)
01:32		**45-46**	**-1**	20 AYERS H 2pt FG in the paint, turnaround jump shot made (15)
01:32				5 TEAGUE L assist (1)
00:57	11 HAWKINS L 2pt FG in the paint, driving layup made (13)	**47-46**	**1**	
00:57	11 HAWKINS L foul drawn (6)			20 AYERS H foul shooting (2 - 4)
00:57	11 HAWKINS L free throw 1 - 1 made (14)	**48-46**	**2**	
00:42		**48-48**	**0**	20 AYERS H 2pt FG in the paint, pull up jump shot made (17)
00:42	3 RUFFIN A foul shooting (5 - 6)			20 AYERS H foul drawn (6)
00:42	3 RUFFIN A substitution out			
00:42	23 SANDERS M substitution in			
00:42	Timeout 60 Sec			
00:42				20 AYERS H free throw 1 - 1 missed
00:42	33 CROCKER M defensive rebound (4)			
00:00	11 HAWKINS L 2pt FG outside the paint, turnaround jump shot missed			
00:00				3 DRIVER E defensive rebound (7)
END OF PERIOD				
GCS 48-48 USJ				

Official Basketball Play by Play - 1st OT at 04:00 - 3rd OT at 00:00

University School of Jackson at Goodpasture Christian School

03/02/24

University School of Jackson vs Goodpasture Christian School

Game Time: 3:21 PM
Game Duration: 2:04
Attendance: 1

Officials: Adam Buckles, Stacey Rymer, A.J. Mason

Overtime 2

Period Starters:

GCS	00 Jones B	10 Purkey S	11 Hawkins L	23 Sanders M	33 Crocker M
USJ	3 Driver E	5 Teague L	15 King S	20 Ayers H	21 Barham A

Game Time	GCS	Score	Diff	USJ
04:00	10 PURKEY S jumpball won			20 AYERS H jumpball lost
03:39	23 SANDERS M turnover bad pass (1)			20 AYERS H steal (3)
03:37	11 HAWKINS L steal (4)			20 AYERS H turnover lost ball (5)
03:37	11 HAWKINS L foul drawn (7)			20 AYERS H foul personal (3 - 5)
03:37	11 HAWKINS L free throw fast break 1 - 2 made (15)	**49-48**	**1**	
03:37	11 HAWKINS L free throw fast break 2 - 2 missed			
03:37				20 AYERS H defensive rebound (10)
03:21	00 JONES B steal (2)			15 KING S turnover lost ball (2)
03:15	00 JONES B 3pt FG from turnover, jump shot missed			
03:11				21 BARHAM A defensive rebound (15)
03:03	23 SANDERS M foul shooting (1 - 7)			20 AYERS H foul drawn (7)
03:03				20 AYERS H free throw 1 - 2 missed
03:03				offensive dead ball rebound (1)
03:03	23 SANDERS M substitution out			
03:03	2 MILES H substitution in			
03:03		**49-49**	**0**	20 AYERS H free throw 2 - 2 made (18)
02:40	00 JONES B foul drawn (6)			5 TEAGUE L foul personal (4 - 6)
02:40	00 JONES B free throw 1 - 2 made (17)	**50-49**	**1**	
02:40	00 JONES B free throw 2 - 2 made (18)	**51-49**	**2**	
02:23				20 AYERS H 2pt FG in the paint, turnaround jump shot missed
02:22	defensive rebound (29)			
01:46	00 JONES B foul drawn (7)			15 KING S foul personal (3 - 7)
01:46	00 JONES B free throw 1 - 2 missed			
01:46	offensive dead ball rebound (1)			
01:46	00 JONES B free throw 2 - 2 missed			
01:45				21 BARHAM A defensive rebound (16)
01:45	jump ball situation			
01:27	10 PURKEY S foul shooting (3 - 8)			3 DRIVER E foul drawn (3)
01:27		**51-50**	**1**	3 DRIVER E free throw 1 - 2 made (3)
01:27		**51-51**	**0**	3 DRIVER E free throw 2 - 2 made (4)
01:10	2 MILES H 3pt FG , jump shot made (3)	**54-51**	**3**	
01:10	00 JONES B assist (1)			
00:59		**54-54**	**0**	3 DRIVER E 3pt FG , jump shot made (7)
00:59				20 AYERS H assist (6)
00:21	Timeout 60 Sec			
00:21				Timeout 60 Sec
00:07	11 HAWKINS L foul drawn (8)			20 AYERS H foul personal (4 - 8)
00:07				Timeout 30 Sec
00:07	11 HAWKINS L free throw 1 - 2 made (16)	**55-54**	**1**	
00:07	11 HAWKINS L free throw 2 - 2 made (17)	**56-54**	**2**	
00:07	Timeout 60 Sec			
00:00				20 AYERS H 2pt FG in the paint, pull up jump shot missed

Official Basketball Play by Play - 1st OT at 04:00 - 3rd OT at 00:00

University School of Jackson at Goodpasture Christian School

03/02/24

University School of Jackson vs Goodpasture Christian School

Game Time: 3:21 PM
Game Duration: 2:04
Attendance: 1

Officials: Adam Buckles, Stacey Rymer, A.J. Mason

Game Time	GCS	Score	Diff	USJ
00:00				20 AYERS H offensive rebound (11)
00:00		**56-56**	**0**	20 AYERS H 2pt FG second chance in the paint, layup made (20)
END OF PERIOD				
GCS 56-56 USJ				

Official Basketball Play by Play - 1st OT at 04:00 - 3rd OT at 00:00

University School of Jackson at Goodpasture Christian School

03/02/24

University School of Jackson vs Goodpasture Christian School

Game Time: 3:21 PM
Game Duration: 2:04
Attendance: 1

Officials: Adam Buckles, Stacey Rymer, A.J. Mason

Overtime 3

Period Starters:

GCS	00 Jones B	2 Miles H	10 Purkey S	11 Hawkins L	33 Crocker M
USJ	3 Driver E	5 Teague L	15 King S	20 Ayers H	21 Barham A

Game Time	GCS	Score	Diff	USJ
04:00	10 PURKEY S jumpball lost			20 AYERS H jumpball won
03:35		**56-59**	**-3**	20 AYERS H 3pt FG , jump shot made (23)
03:19	11 HAWKINS L 2pt FG in the paint, driving layup missed			
03:16				5 TEAGUE L defensive rebound (3)
03:14		**56-61**	**-5**	20 AYERS H 2pt FG fast break in the paint, layup made (25)
03:14	10 PURKEY S foul shooting (4 - 9)			20 AYERS H foul drawn (8)
03:14		**56-62**	**-6**	20 AYERS H free throw fast break 1 - 1 made (26)
02:52	11 HAWKINS L 2pt FG in the paint, driving layup made (19)	**58-62**	**-4**	
01:33	10 PURKEY S foul personal (5 - 10)			20 AYERS H foul drawn (9)
01:33	10 PURKEY S substitution out			
01:33	23 SANDERS M substitution in			
01:33		**58-63**	**-5**	20 AYERS H free throw 1 - 2 made (27)
01:33		**58-64**	**-6**	20 AYERS H free throw 2 - 2 made (28)
01:23	Timeout 30 Sec			
01:06	2 MILES H 3pt FG , jump shot missed			
01:02				20 AYERS H defensive rebound (12)
00:54	33 CROCKER M foul personal (3 - 11)			3 DRIVER E foul drawn (4)
00:54		**58-65**	**-7**	3 DRIVER E free throw 1 - 2 made (8)
00:54				3 DRIVER E free throw 2 - 2 missed
00:54	33 CROCKER M defensive rebound (5)			
00:47	11 HAWKINS L 3pt FG , jump shot missed			
00:46				defensive rebound (46)
00:43	00 JONES B foul personal (1 - 12)			5 TEAGUE L foul drawn (1)
00:43		**58-66**	**-8**	5 TEAGUE L free throw 1 - 2 made (16)
00:43				5 TEAGUE L free throw 2 - 2 missed
00:43	33 CROCKER M defensive rebound (6)			
00:30	00 JONES B turnover lost ball (1)			20 AYERS H steal (4)
00:30	11 HAWKINS L foul personal (3 - 13)			20 AYERS H foul drawn (10)
00:30		**58-67**	**-9**	20 AYERS H free throw 1 - 2 made (29)
00:30		**58-68**	**-10**	20 AYERS H free throw 2 - 2 made (30)
00:21	11 HAWKINS L 2pt FG in the paint, driving layup missed			
00:20				21 BARHAM A defensive rebound (17)
00:20				21 BARHAM A turnover lost ball (4)
00:17	11 HAWKINS L 3pt FG from turnover, jump shot missed			
00:09				5 TEAGUE L defensive rebound (4)
00:05	2 MILES H foul personal (2 - 14)			15 KING S foul drawn (2)
00:05	11 HAWKINS L substitution out			
00:05	33 CROCKER M substitution out			
00:05	15 HAYES A substitution in			
00:05	35 LEWIS T substitution in			
00:05		**58-69**	**-11**	15 KING S free throw 1 - 2 made (6)
00:05		**58-70**	**-12**	15 KING S free throw 2 - 2 made (7)
END OF GAME				

Official Basketball Play by Play - 1st OT at 04:00 - 3rd OT at 00:00

University School of Jackson at Goodpasture Christian School

03/02/24

University School of Jackson vs Goodpasture Christian School

Game Time: 3:21 PM
Game Duration: 2:04
Attendance: 1

Officials: Adam Buckles, Stacey Rymer, A.J. Mason

Game Time	GCS	Score	Diff	USJ
GCS 58-70 USJ				

Official Basketball Box Score - 1st OT at 04:00 - 3rd OT at 00:00

University School of Jackson at Goodpasture Christian School

03/02/24

University School of Jackson vs Goodpasture Christian School

Game Time: 3:21 PM
Game Duration: 2:04
Attendance: 1

Officials: Adam Buckles, Stacey Rymer, A.J. Mason

University School of Jackson - 29

NO.	Name	Min	FG M-A	3P M-A	FT M-A	Rebounds OR	DR	TOT	Fouls PF	FD	TP	AS	TO	ST	Blocks BS	BA	+/-
3	Ellen Driver	12:00	1-1	1-1	3-4	0	1	1	0	2	6	0	0	0	0	0	12
5	Lilly Teague	12:00	0-1	0-1	1-2	0	2	2	2	1	1	1	0	0	0	0	12
10	Mia Spellings	00:00	0-0	0-0	0-0	0	0	0	0	0	0	0	0	0	0	0	0
15	Sophie King	12:00	1-1	1-1	2-2	0	0	0	2	1	5	0	1	0	0	0	12
20	Haylen Ayers	12:00	5-8	1-1	6-8	1	2	3	3	5	17	2	1	2	0	0	12
21	Ava Barham	12:00	0-1	0-0	0-0	1	4	5	0	0	0	0	1	0	0	0	12
Team						0	1	1			0		0				
Totals			7-12	3-4	12-16	2	10	12	7	9	29	3	3	2	0	0	12

Technical Fouls: NONE

Shooting By Period			
OT	FG%	7-12	58.3%
	3PT%	3-4	75.0%
	FT%	12-16	75%
GM	FG%	7-12	58.3%
	3PT%	3-4	75.0%
	FT%	12-16	75.0%

Dead Ball Rebounds: 1, 0

Goodpasture Christian School - 17

NO.	Name	Min	FG M-A	3P M-A	FT M-A	Rebounds OR	DR	TOT	Fouls PF	FD	TP	AS	TO	ST	Blocks BS	BA	+/-
00	Brooklyn Jones	12:00	1-3	0-2	2-4	0	2	2	1	3	4	1	1	1	0	0	-12
2	Harper Kate Miles	07:03	1-2	1-2	0-0	0	0	0	1	0	3	0	0	0	0	0	-13
3	Addi Ruffin	03:17	0-0	0-0	0-0	0	0	0	1	0	0	0	0	0	0	0	0
10	Sarah Purkey	10:27	0-0	0-0	0-0	1	0	1	3	0	0	0	0	0	0	0	-4
11	La'zaviona Hawkins	11:54	2-7	0-2	6-7	0	0	0	1	4	10	0	0	1	0	0	-10
33	Madi Crocker	11:54	0-1	0-0	0-0	0	3	3	1	0	0	0	0	0	0	0	-10
23	Madison Sanders	03:13	0-0	0-0	0-0	0	0	0	1	0	0	0	1	0	0	0	-7
15	Ava Hayes	00:06	0-0	0-0	0-0	0	0	0	0	0	0	0	0	0	0	0	-2
35	Terrian Lewis	00:06	0-0	0-0	0-0	0	0	0	0	0	0	0	0	0	0	0	-2
Team						0	1	1			0		0				
Totals			4-13	1-6	8-11	1	6	7	9	7	17	1	2	2	0	0	-12

Technical Fouls: NONE

Shooting By Period			
OT	FG%	4-13	30.8%
	3PT%	1-6	16.7%
	FT%	8-11	72.7%
GM	FG%	4-13	30.8%
	3PT%	1-6	16.7%
	FT%	8-11	72.7%

Dead Ball Rebounds: 1, 0

	USJ	GCS
Biggest lead	12 (3 rd OT 0:05)	3 (2 nd OT 1:10)
Best Scoring Run	8 (3 rd OT 3:14)	4 (1 st OT 2:29)
Lead Changes	5	
Times Tied	5	
Time with Lead	05:18	03:17

Points from	USJ	GCS
Turnovers	2	1
Paint	8	6
Second Chance	2	2
Fast Breaks	3	1
Bench	0	0

Period by Period Scoring

	1st	2nd	3rd	4th	OT1	OT2	OT3	TOT
USJ	16	2	13	10	7	8	14	70
GCS	9	10	18	4	7	8	2	58

2021 Division II Class A State Girls' Basketball Tournament

March 4 - March 6, 2021 · TN Tech University - Hooper Eblen Center

Webb School (26-2) 48

Game 1
Thu. Mar. 4 12:00 PM
TN Tech Univ.

USJ (22-4) 43

Northpoint Christian (23-4) 40

Game 2
Thu. Mar. 4 1:30 PM
TN Tech Univ.

Providence Christian (22-9) 42

Webb School (27-2) 54

Game 3
Sat. Mar. 6 11:00 AM
TN Tech Univ.

Providence Christian (23-9) 38

Webb School

STATE CHAMPION

Official Basketball Box Score -- Game Totals -- Final Statistics

USJ vs Webb School

03/04/21 12:00 PM at Cookeville, Tenn. (Hooper Eblen Center)

USJ 43 • 22-5

##	Player		Total FG-FGA	3-Ptr FG-FGA	FT-FTA	Rebounds Off	Def	Tot	PF	TP	A	TO	Blk	Stl	Min
15	Brauss, Sarah Beth	*	2-5	1-2	1-3	0	1	1	3	6	0	4	0	2	32
20	Jones, Olivia	*	2-13	0-6	5-6	0	2	2	4	9	7	5	0	2	32
22	Hays, Carley	*	5-12	2-8	3-3	0	4	4	2	15	1	4	0	4	28
23	Spencer, Stella	*	2-6	2-5	0-0	1	2	3	5	6	1	1	0	2	27
30	Wagner, Julie	*	2-3	0-0	1-1	6	4	10	2	5	1	1	0	0	31
10	Mitchell, Lilly		0-0	0-0	0-0	0	0	0	0	0	0	0	0	0	0+
13	Alford, Emma Grace		1-2	0-0	0-0	1	2	3	0	2	0	1	0	0	10
	Team					2	2	4							
	Totals		14-41	5-21	10-13	10	17	27	16	43	10	16	0	10	160

	1st		2nd		3rd		4th		Game		Deadball Rebounds
FG %:	5-11	45.5%	3-12	25.0%	5-10	50.0%	1-8	12.5%	14-41	34.1%	1
3FG %:	1-4	25.0%	2-6	33.3%	1-4	25.0%	1-7	14.3%	5-21	23.8%	
FT %:	1-2	50.0%	0-1	0.0%	3-3	100.0%	6-7	85.7%	10-13	76.9%	

Webb School 48 • 27-2

##	Player		Total FG-FGA	3-Ptr FG-FGA	FT-FTA	Rebounds Off	Def	Tot	PF	TP	A	TO	Blk	Stl	Min
02	Dwyer, Lashae	*	6-10	1-2	9-10	1	3	4	3	22	2	5	1	1	32
05	Butts, Ava	*	0-2	0-1	4-4	0	0	0	2	4	1	4	1	1	28
10	Vann, Lauren	*	2-6	1-4	2-5	1	2	3	4	7	4	4	0	1	29
11	Pedigo, Brookelyn	*	1-4	1-4	0-0	0	1	1	3	3	0	1	0	0	22
23	Simpson-Wheatley, S.	*	4-5	0-0	2-4	3	9	12	3	10	0	0	2	0	32
00	Thomas, Sanai		1-5	0-3	0-0	0	2	2	1	2	0	0	0	2	17
	Team					0	2	2							
	Totals		14-32	3-14	17-23	5	19	24	16	48	7	14	4	5	160

	1st		2nd		3rd		4th		Game		Deadball Rebounds
FG %:	7-11	63.6%	3-9	33.3%	1-7	14.3%	3-5	60.0%	14-32	43.8%	2
3FG %:	2-4	50.0%	0-5	0.0%	1-5	20.0%	0-0	0.0%	3-14	21.4%	
FT %:	2-2	100.0%	3-4	75.0%	1-2	50.0%	11-15	73.3%	17-23	73.9%	

Officials: Justin Dorris, Joey Reach, Terry Jarnett
Technical fouls: USJ-None. Webb School-None.
Attendance:
2021 TSSAA Division II Class A State Girls' Basketball Tournament Semifinals

Score by periods	1st	2nd	3rd	4th	Total
USJ	12	8	14	9	43
Webb School	18	9	4	17	48

USJ vs Webb School

03/04/21 12:00 PM at Cookeville, Tenn. (Hooper Eblen Center)

1st PERIOD Play-by-Play (Page 1)

HOME TEAM: Webb School	Time	Score	Margin	VISITORS: USJ
GOOD! LAYUP by Simpson-Wheatley, S. [PN	07:42	2-0	H 2	
ASSIST by Vann, Lauren	07:42			
	07:09	2-3	V 1	GOOD! 3 PTR by Hays, Carley
MISSED 3 PTR by Pedigo, Brookelyn	06:35			
REBOUND (OFF) by Vann, Lauren	06:35			
GOOD! LAYUP by Simpson-Wheatley, S. [PN	06:31	4-3	H 1	
ASSIST by Vann, Lauren	06:31			
	06:17			TIMEOUT 30sec
REBOUND (DEF) by Simpson-Wheatley, S.	06:04			MISSED 3 PTR by Spencer, Stella
GOOD! FT SHOT by Butts, Ava	05:57	5-3	H 2	FOUL by Jones, Olivia (P1T1)
GOOD! FT SHOT by Butts, Ava	05:57	6-3	H 3	
FOUL by Vann, Lauren (P1T1)	05:48			
	05:28	6-5	H 1	GOOD! LAYUP by Jones, Olivia [PNT]
	05:28			ASSIST by Hays, Carley
TURNOVR by Dwyer, Lashae	05:10			STEAL by Brauss, Sarah Beth
	05:05			TURNOVR by Brauss, Sarah Beth
	04:49			FOUL by Spencer, Stella (P1T2)
TURNOVR by Butts, Ava	04:48			
	04:45			STEAL by Hays, Carley
	04:28	6-7	V 1	GOOD! LAYUP by Jones, Olivia [PNT]
MISSED 3 PTR by Vann, Lauren	04:19			
REBOUND (OFF) by Simpson-Wheatley, S.	04:19			
GOOD! LAYUP by Simpson-Wheatley, S. [PN	04:16	8-7	H 1	
REBOUND (DEF) by Pedigo, Brookelyn	03:53			MISSED LAYUP by Jones, Olivia
GOOD! LAYUP by Dwyer, Lashae [PNT]	03:44	10-7	H 3	
FOUL by Pedigo, Brookelyn (P1T2)	03:23			MISSED FT SHOT by Brauss, Sarah Beth
	03:23			REBOUND (OFF) by (DEADBALL)
	03:23	10-8	H 2	GOOD! FT SHOT by Brauss, Sarah Beth
TURNOVR by Vann, Lauren	03:10			
BLOCK by Butts, Ava	02:56			MISSED LAYUP by Wagner, Julie
REBOUND (DEF) by Dwyer, Lashae	02:53			
TURNOVR by Vann, Lauren	02:49			
	02:48			STEAL by Hays, Carley
	02:43			TURNOVR by Hays, Carley
	02:43			SUB IN : Alford, Emma Grace
	02:43			SUB OUT: Spencer, Stella
GOOD! LAYUP by Dwyer, Lashae [PNT]	02:31	12-8	H 4	
	02:20			MISSED 3 PTR by Hays, Carley
	02:20			REBOUND (OFF) by Wagner, Julie
	02:16	12-10	H 2	GOOD! LAYUP by Wagner, Julie [PNT]
MISSED JUMPER by Vann, Lauren	01:53			REBOUND (DEF) by Alford, Emma Grace
	01:35			MISSED LAYUP by Alford, Emma Grace
	01:35			REBOUND (OFF) by Alford, Emma Grace
	01:32			TURNOVR by Alford, Emma Grace
SUB IN : Thomas, Sanai	01:32			
SUB OUT: Vann, Lauren	01:32			
GOOD! 3 PTR by Pedigo, Brookelyn	01:19	15-10	H 5	
ASSIST by Butts, Ava	01:19			
	01:06	15-12	H 3	GOOD! LAYUP by Alford, Emma Grace [PNT]
	01:06			ASSIST by Jones, Olivia
GOOD! 3 PTR by Dwyer, Lashae	00:51	18-12	H 6	
REBOUND (DEF) by Simpson-Wheatley, S.	00:32			MISSED 3 PTR by Jones, Olivia
	00:29			FOUL by Hays, Carley (P1T3)
MISSED LAYUP by Butts, Ava	00:04			REBOUND (DEF) by Hays, Carley

Webb School 18, USJ 12

1st period-only	In Paint	Off T/O	2nd Chance	Fast Break	Bench	
USJ	8	2	2	0	2	Score tied - 0 times.
Webb School	10	5	4	0	0	Lead changed - 4 times.

USJ vs Webb School

03/04/21 12:00 PM at Cookeville, Tenn. (Hooper Eblen Center)

2nd PERIOD Play-by-Play (Page 1)

HOME TEAM: Webb School	Time	Score	Margin	VISITORS: USJ
SUB IN : Thomas, Sanai	08:00			SUB IN : Alford, Emma Grace
SUB OUT: Butts, Ava	08:00			SUB OUT: Spencer, Stella
	07:42			TURNOVR by Jones, Olivia
STEAL by Thomas, Sanai	07:40			
TURNOVR by Dwyer, Lashae	07:36			
REBOUND (DEF) by Thomas, Sanai	07:23			MISSED 3 PTR by Hays, Carley
MISSED 3 PTR by Pedigo, Brookelyn	07:12			
REBOUND (OFF) by Simpson-Wheatley, S.	07:12			
GOOD! LAYUP by Simpson-Wheatley, S. [PN	07:07	20-12	H 8	
FOUL by Dwyer, Lashae (P1T3)	06:55			
	06:43			TURNOVR by Brauss, Sarah Beth
MISSED 3 PTR by Vann, Lauren	06:36			REBOUND (DEF) by Alford, Emma Grace
REBOUND (DEF) by Dwyer, Lashae	06:18			MISSED 3 PTR by Jones, Olivia
GOOD! FT SHOT by Dwyer, Lashae	06:09	21-12	H 9	FOUL by Jones, Olivia (P2T4)
MISSED FT SHOT by Dwyer, Lashae	06:09			REBOUND (DEF) by Spencer, Stella
	06:09			SUB IN : Spencer, Stella
	06:09			SUB OUT: Wagner, Julie
	06:05			TURNOVR by Brauss, Sarah Beth
GOOD! LAYUP by Thomas, Sanai [PNT]	05:52	23-12	H 11	
ASSIST by Vann, Lauren	05:52			
REBOUND (DEF) by Dwyer, Lashae	05:27			MISSED 3 PTR by Brauss, Sarah Beth
GOOD! LAYUP by Dwyer, Lashae [FB/PNT]	05:19	25-12	H 13	
	05:17			TIMEOUT 30sec
	05:17			SUB IN : Wagner, Julie
	05:17			SUB OUT: Alford, Emma Grace
BLOCK by Simpson-Wheatley, S.	05:00			MISSED JUMPER by Jones, Olivia
REBOUND (DEF) by Simpson-Wheatley, S.	04:59			
MISSED 3 PTR by Thomas, Sanai	04:51			REBOUND (DEF) by Hays, Carley
	04:17			MISSED 3 PTR by Jones, Olivia
	04:17			REBOUND (OFF) by Wagner, Julie
FOUL by Simpson-Wheatley, S. (P1T4)	04:14			
SUB IN : Butts, Ava	04:14			
SUB OUT: Pedigo, Brookelyn	04:14			
	03:57			TURNOVR by Jones, Olivia
	03:57			SUB IN : Alford, Emma Grace
	03:57			SUB OUT: Hays, Carley
MISSED 3 PTR by Thomas, Sanai	03:38			REBOUND (DEF) by Spencer, Stella
FOUL by Vann, Lauren (P2T5)	03:23			
	03:16	25-15	H 10	GOOD! 3 PTR by Spencer, Stella
	03:16			ASSIST by Jones, Olivia
MISSED 3 PTR by Thomas, Sanai	02:50			REBOUND (DEF) by (TEAM)
REBOUND (DEF) by Simpson-Wheatley, S.	02:24			MISSED LAYUP by Brauss, Sarah Beth
MISSED LAYUP by Dwyer, Lashae	02:15			REBOUND (DEF) by Wagner, Julie
	01:52			MISSED LAYUP by Spencer, Stella
	01:52			REBOUND (OFF) by Spencer, Stella
	01:49	25-18	H 7	GOOD! 3 PTR by Brauss, Sarah Beth
	01:49			ASSIST by Spencer, Stella
TIMEOUT TEAM	01:44			
SUB IN : Pedigo, Brookelyn	01:44			
SUB OUT: Thomas, Sanai	01:44			
GOOD! FT SHOT by Vann, Lauren	01:09	26-18	H 8	FOUL by Spencer, Stella (P2T5)
GOOD! FT SHOT by Vann, Lauren	01:09	27-18	H 9	
	01:09			SUB IN : Hays, Carley
	01:09			SUB OUT: Alford, Emma Grace
FOUL by Vann, Lauren (P3T6)	00:55			
SUB IN : Thomas, Sanai	00:55			
SUB OUT: Vann, Lauren	00:55			
	00:48			MISSED LAYUP by Jones, Olivia
	00:48			REBOUND (OFF) by Wagner, Julie
	00:46			TURNOVR by Wagner, Julie

USJ vs Webb School

03/04/21 12:00 PM at Cookeville, Tenn. (Hooper Eblen Center)

2nd PERIOD Play-by-Play (Page 2)

HOME TEAM: Webb School	Time	Score	Margin	VISITORS: USJ
TURNOVR by Pedigo, Brookelyn	00:24			
	00:23			STEAL by Jones, Olivia
BLOCK by Dwyer, Lashae	00:19			MISSED LAYUP by Brauss, Sarah Beth
	00:18			REBOUND (OFF) by (TEAM)
FOUL by Dwyer, Lashae (P2T7)	00:05			MISSED FT SHOT by Brauss, Sarah Beth
	00:05			REBOUND (OFF) by Wagner, Julie
	00:02	27-20	H 7	GOOD! JUMPER by Brauss, Sarah Beth
	00:02			ASSIST by Wagner, Julie

Webb School 27, USJ 20

2nd period-only	In Paint	Off T/O	2nd Chance	Fast Break	Bench	
USJ	0	2	5	0	0	Score tied - 0 times.
Webb School	6	2	2	2	2	Lead changed - 0 times.

Official Basketball Box Score -- 1st Half-Only
USJ vs Webb School
03/04/21 12:00 PM at Cookeville, Tenn. (Hooper Eblen Center)

USJ

##	Player		Total FG-FGA	3-Ptr FG-FGA	FT-FTA	Rebounds Off	Def	Tot	PF	TP	A	TO	Blk	Stl	Min
15	Brauss, Sarah Beth	*	2-5	1-2	1-3	0	0	0	0	6	0	3	0	1	16
20	Jones, Olivia	*	2-8	0-3	0-0	0	0	0	2	4	2	2	0	1	16
22	Hays, Carley	*	1-3	1-3	0-0	0	2	2	1	3	1	1	0	2	13
23	Spencer, Stella	*	1-3	1-2	0-0	1	2	3	2	3	1	0	0	0	11
30	Wagner, Julie	*	1-2	0-0	0-0	4	1	5	0	2	1	1	0	0	15
10	Mitchell, Lilly		0-0	0-0	0-0	0	0	0	0	0	0	0	0	0	0
13	Alford, Emma Grace		1-2	0-0	0-0	1	2	3	0	2	0	1	0	0	9
	Team					1	1	2							
	Totals		8-23	3-10	1-3	7	8	15	5	20	5	8	0	4	80

	1st		2nd		3rd		4th		Game	
FG %:	5-11	45.5%	3-12	25.0%	5-10	50.0%	1-8	12.5%	14-41	34.1%
3FG %:	1-4	25.0%	2-6	33.3%	1-4	25.0%	1-7	14.3%	5-21	23.8%
FT %:	1-2	50.0%	0-1	0.0%	3-3	100.0%	6-7	85.7%	10-13	76.9%

Webb School

##	Player		Total FG-FGA	3-Ptr FG-FGA	FT-FTA	Rebounds Off	Def	Tot	PF	TP	A	TO	Blk	Stl	Min
02	Dwyer, Lashae	*	4-5	1-1	1-2	0	3	3	2	10	0	2	1	0	16
05	Butts, Ava	*	0-1	0-0	2-2	0	0	0	0	2	1	1	1	0	12
10	Vann, Lauren	*	0-3	0-2	2-2	1	0	1	3	2	3	2	0	0	13
11	Pedigo, Brookelyn	*	1-3	1-3	0-0	0	1	1	1	3	0	1	0	0	14
23	Simpson-Wheatley, S.	*	4-4	0-0	0-0	2	4	6	1	8	0	0	1	0	16
00	Thomas, Sanai		1-4	0-3	0-0	0	1	1	0	2	0	0	0	1	9
	Team					0	0	0							
	Totals		10-20	2-9	5-6	3	9	12	7	27	4	6	3	1	80

	1st		2nd		3rd		4th		Game	
FG %:	7-11	63.6%	3-9	33.3%	1-7	14.3%	3-5	60.0%	14-32	43.8%
3FG %:	2-4	50.0%	0-5	0.0%	1-5	20.0%	0-0	0.0%	3-14	21.4%
FT %:	2-2	100.0%	3-4	75.0%	1-2	50.0%	11-15	73.3%	17-23	73.9%

Officials: Justin Dorris, Joey Reach, Terry Jarnett
Technical fouls: USJ-None. Webb School-None.
Attendance:
2021 TSSAA Division II Class A State Girls' Basketball Tournament Semifinals

Score by periods	1st	2nd	Total
USJ	12	8	20
Webb School	18	9	27

USJ vs Webb School

03/04/21 12:00 PM at Cookeville, Tenn. (Hooper Eblen Center)

3rd PERIOD Play-by-Play (Page 1)

HOME TEAM: Webb School	Time	Score	Margin	VISITORS: USJ
	07:49	27-22	H 5	GOOD! JUMPER by Hays, Carley
	07:49			ASSIST by Jones, Olivia
MISSED 3 PTR by Dwyer, Lashae	07:27			REBOUND (DEF) by (TEAM)
	07:11			TURNOVR by Spencer, Stella
TURNOVR by Butts, Ava	06:50			STEAL by Hays, Carley
	06:47			TURNOVR by Hays, Carley
TURNOVR by Vann, Lauren	06:29			
	06:28			STEAL by Jones, Olivia
	06:27			TURNOVR by Hays, Carley
GOOD! 3 PTR by Vann, Lauren	06:23	30-22	H 8	
ASSIST by Dwyer, Lashae	06:23			
BLOCK by Simpson-Wheatley, S.	06:07			MISSED LAYUP by Jones, Olivia
REBOUND (DEF) by Simpson-Wheatley, S.	06:06			
TIMEOUT 30sec	05:54			
TURNOVR by Vann, Lauren	05:51			
	05:50			STEAL by Hays, Carley
	05:37	30-25	H 5	GOOD! 3 PTR by Hays, Carley
	05:37			ASSIST by Jones, Olivia
TURNOVR by Dwyer, Lashae	05:24			
	05:23			STEAL by Spencer, Stella
	05:05	30-27	H 3	GOOD! JUMPER by Hays, Carley
	05:05			ASSIST by Jones, Olivia
	04:48			FOUL by Brauss, Sarah Beth (P1T1)
MISSED 3 PTR by Butts, Ava	04:46			REBOUND (DEF) by Wagner, Julie
REBOUND (DEF) by (TEAM)	04:17			MISSED 3 PTR by Hays, Carley
MISSED LAYUP by Simpson-Wheatley, S.	04:06			
REBOUND (OFF) by Simpson-Wheatley, S.	04:06			
MISSED FT SHOT by Simpson-Wheatley, S.	04:04			FOUL by Wagner, Julie (P1T2)
REBOUND (OFF) by (DEADBALL)	04:04			
GOOD! FT SHOT by Simpson-Wheatley, S.	04:04	31-27	H 4	
	03:47			MISSED 3 PTR by Spencer, Stella
	03:47			REBOUND (OFF) by (TEAM)
FOUL by Simpson-Wheatley, S. (P2T1)	03:45			
STEAL by Dwyer, Lashae	03:13			TURNOVR by Hays, Carley
TURNOVR by Dwyer, Lashae	03:07			
	03:07			SUB IN : Alford, Emma Grace
	03:07			SUB OUT: Hays, Carley
FOUL by Simpson-Wheatley, S. (P3T2)	02:33			
	02:33			SUB IN : Hays, Carley
	02:33			SUB OUT: Alford, Emma Grace
REBOUND (DEF) by Simpson-Wheatley, S.	02:31			MISSED JUMPER by Hays, Carley
MISSED 3 PTR by Pedigo, Brookelyn	02:18			REBOUND (DEF) by Jones, Olivia
FOUL by Pedigo, Brookelyn (P2T3)	02:02	31-28	H 3	GOOD! FT SHOT by Jones, Olivia
	02:02	31-29	H 2	GOOD! FT SHOT by Jones, Olivia
TURNOVR by Butts, Ava	01:39			
	01:36			STEAL by Brauss, Sarah Beth
	01:17	31-31	T 1	GOOD! LAYUP by Hays, Carley [PNT]
	01:17			ASSIST by Jones, Olivia
	01:04			FOUL by Brauss, Sarah Beth (P2T3)
MISSED JUMPER by Dwyer, Lashae	01:00			REBOUND (DEF) by Jones, Olivia
FOUL by Dwyer, Lashae (P3T4)	00:58			
	00:08			MISSED 3 PTR by Hays, Carley
	00:08			REBOUND (OFF) by Wagner, Julie
	00:06	31-33	V 2	GOOD! LAYUP by Wagner, Julie [PNT]
FOUL by Pedigo, Brookelyn (P3T5)	00:06	31-34	V 3	GOOD! FT SHOT by Wagner, Julie
MISSED 3 PTR by Vann, Lauren	00:03			REBOUND (DEF) by Wagner, Julie

USJ 34, Webb School 31

3rd period-only	In Paint	Off T/O	2nd Chance	Fast Break	Bench	
USJ	4	7	3	0	0	Score tied - 1 time.
Webb School	0	3	1	0	0	Lead changed - 1 time.

USJ vs Webb School

03/04/21 12:00 PM at Cookeville, Tenn. (Hooper Eblen Center)

4th PERIOD Play-by-Play (Page 1)

HOME TEAM: Webb School	Time	Score	Margin	VISITORS: USJ
MISSED LAYUP by Dwyer, Lashae	07:45			
REBOUND (OFF) by Dwyer, Lashae	07:45			
GOOD! FT SHOT by Dwyer, Lashae	07:43	32-34	V 2	FOUL by Jones, Olivia (P3T4)
GOOD! FT SHOT by Dwyer, Lashae	07:43	33-34	V 1	
SUB IN : Thomas, Sanai	07:43			
SUB OUT: Pedigo, Brookelyn	07:43			
	06:55			TURNOVR by Brauss, Sarah Beth
STEAL by Butts, Ava	06:52			
GOOD! LAYUP by Dwyer, Lashae [FB/PNT]	06:49	35-34	H 1	
	06:31			TURNOVR by Jones, Olivia
TURNOVR by Butts, Ava	06:22			
	05:56			TIMEOUT TEAM
	05:34			MISSED 3 PTR by Spencer, Stella
	05:34			REBOUND (OFF) by Wagner, Julie
REBOUND (DEF) by Simpson-Wheatley, S.	05:14			MISSED 3 PTR by Hays, Carley
MISSED LAYUP by Thomas, Sanai	05:04			REBOUND (DEF) by Hays, Carley
FOUL by Butts, Ava (P1T6)	04:45			
REBOUND (DEF) by Thomas, Sanai	04:41			MISSED 3 PTR by Jones, Olivia
GOOD! LAYUP by Vann, Lauren [FB/PNT]	04:31	37-34	H 3	
ASSIST by Dwyer, Lashae	04:31			
	03:59			TURNOVR by Jones, Olivia
STEAL by Vann, Lauren	03:58			
GOOD! LAYUP by Dwyer, Lashae [FB/PNT]	03:54	39-34	H 5	
ASSIST by Vann, Lauren	03:54			
FOUL by Vann, Lauren (P4T7)	03:31	39-35	H 4	GOOD! FT SHOT by Jones, Olivia
REBOUND (DEF) by Simpson-Wheatley, S.	03:31			MISSED FT SHOT by Jones, Olivia
GOOD! FT SHOT by Dwyer, Lashae	03:25	40-35	H 5	FOUL by Jones, Olivia (P4T5)
GOOD! FT SHOT by Dwyer, Lashae	03:25	41-35	H 6	
	03:15			TIMEOUT 30sec
FOUL by Thomas, Sanai (P1T8)	02:37	41-36	H 5	GOOD! FT SHOT by Jones, Olivia
	02:37	41-37	H 4	GOOD! FT SHOT by Jones, Olivia
TURNOVR by Dwyer, Lashae	02:30			STEAL by Spencer, Stella
REBOUND (DEF) by Vann, Lauren	02:12			MISSED LAYUP by Jones, Olivia
TIMEOUT 30sec	02:01			
GOOD! FT SHOT by Dwyer, Lashae	01:58	42-37	H 5	FOUL by Hays, Carley (P2T6)
GOOD! FT SHOT by Dwyer, Lashae	01:58	43-37	H 6	
REBOUND (DEF) by Vann, Lauren	01:32			MISSED 3 PTR by Jones, Olivia
MISSED FT SHOT by Vann, Lauren	01:18			FOUL by Brauss, Sarah Beth (P3T7)
	01:18			REBOUND (DEF) by Hays, Carley
	00:54	43-40	H 3	GOOD! 3 PTR by Spencer, Stella
	00:54			ASSIST by Jones, Olivia
GOOD! FT SHOT by Dwyer, Lashae	00:47	44-40	H 4	FOUL by Spencer, Stella (P3T8)
GOOD! FT SHOT by Dwyer, Lashae	00:47	45-40	H 5	
REBOUND (DEF) by Simpson-Wheatley, S.	00:31			MISSED 3 PTR by Hays, Carley
GOOD! FT SHOT by Simpson-Wheatley, S.	00:25	46-40	H 6	FOUL by Wagner, Julie (P2T9)
MISSED FT SHOT by Simpson-Wheatley, S.	00:25			REBOUND (DEF) by Brauss, Sarah Beth
	00:21			TIMEOUT TEAM
	00:19			TURNOVR by Jones, Olivia
STEAL by Thomas, Sanai	00:18			
TIMEOUT 30sec	00:17			
GOOD! FT SHOT by Butts, Ava	00:17	47-40	H 7	FOUL by Spencer, Stella (P4T10)
GOOD! FT SHOT by Butts, Ava	00:17	48-40	H 8	
FOUL by Butts, Ava (P2T9)	00:05	48-41	H 7	GOOD! FT SHOT by Hays, Carley
	00:05	48-42	H 6	GOOD! FT SHOT by Hays, Carley
	00:05	48-43	H 5	GOOD! FT SHOT by Hays, Carley
MISSED FT SHOT by Vann, Lauren	00:05			FOUL by Spencer, Stella (P5T11)
REBOUND (OFF) by (DEADBALL)	00:05			
MISSED FT SHOT by Vann, Lauren	00:05			REBOUND (DEF) by Wagner, Julie
	00:05			SUB IN : Mitchell, Lilly
	00:05			SUB OUT: Spencer, Stella
	00:01			MISSED 3 PTR by Jones, Olivia

USJ vs Webb School

03/04/21 12:00 PM at Cookeville, Tenn. (Hooper Eblen Center)

4th PERIOD Play-by-Play (Page 2)

HOME TEAM: Webb School	Time	Score	Margin	VISITORS: USJ
REBOUND (DEF) by (TEAM)	00:01			

Webb School 48, USJ 43

4th period-only	In Paint	Off T/O	2nd Chance	Fast Break	Bench	
USJ	0	0	0	0	0	Score tied - 0 times.
Webb School	6	6	2	6	0	Lead changed - 1 time.

2018 Division II Class A State Girls' Basketball Tournament

March 1 - March 3, 2018 · Lipscomb University - Allen Arena

USJ (27-4)	48	
Game 1 Thu. Mar. 1 10:00 AM Lipscomb Univ.		
FRA (26-4)	53	
		FRA 42
		Game 3 Sat. Mar. 3 1:00 PM Lipscomb Univ.
		Knoxville Webb 55
Knoxville Webb (23-7)	48	
Game 2 Thu. Mar. 1 1:15 PM Lipscomb Univ.		
Northpoint Christian (29-2)	47	

Knoxville Webb

STATE CHAMPION

Official Basketball Box Score -- Game Totals -- Final Statistics
FRA vs USJ
20180301 10:00 am at Lipscomb Univ. Allen Arena

FRA 53 • 27-4

##	Player		Total FG-FGA	3-Ptr FG-FGA	FT-FTA	Rebounds Off	Def	Tot	PF	TP	A	TO	Blk	Stl	Min
30	Hutchinson, Zharia	f	4-8	0-0	0-3	3	0	3	4	8	0	1	0	2	20
03	Pierce, Lily	g	0-4	0-3	2-2	1	3	4	0	2	4	5	0	2	29
05	Cambridge, Deayonna	g	6-8	2-2	2-2	3	4	7	3	16	4	3	0	4	30
20	Heldman, Jessica	g	2-5	0-1	2-2	1	1	2	4	6	1	3	0	0	26
22	Heldman, Iris	g	4-11	4-10	2-4	0	2	2	3	14	2	2	0	3	31
04	Pierce, Ryan		3-3	0-0	0-0	0	0	0	4	6	1	0	1	1	11
15	Medes, Macie		0-0	0-0	0-0	0	1	1	0	0	0	0	0	0	3
21	Ackerman, Ava		0-2	0-0	1-4	2	1	3	0	1	1	0	0	0	8
23	Matthews, Isabelle		0-0	0-0	0-0	0	0	0	0	0	0	0	0	0	1
40	Herbert, Emily		0-0	0-0	0-0	1	0	1	1	0	0	0	0	0	1
	Team					0	0	0				1			
	Totals		19-41	6-16	9-17	11	12	23	19	53	13	15	1	12	160

1st - FG %:	7-14	50.0%	2nd:	5-9	55.6%	3rd:	4-10	40.0%	4th:	3-8	37.5%	Game:	19-41	46.3%	Deadball
3FG %:	2-5	40.0%		1-4	25.0%		3-5	60.0%		0-2	0.0%		6-16	37.5%	Rebounds
FT %:	1-4	25.0%		3-4	75.0%		0-0	0.0%		5-9	55.6%		9-17	52.9%	3

USJ 48 • 27-5

##	Player		Total FG-FGA	3-Ptr FG-FGA	FT-FTA	Rebounds Off	Def	Tot	PF	TP	A	TO	Blk	Stl	Min
03	Rogers, Carson	f	0-0	0-0	0-0	0	0	0	0	0	0	0	0	0	10
34	Kwasigroh, Kaleigh	f	0-0	0-0	1-2	0	3	3	2	1	0	2	0	0	18
41	Hulme, Ashton	f	7-12	1-3	10-10	4	3	7	1	25	0	1	0	3	32
11	Pickens, Kallie	g	2-9	1-7	0-0	0	1	1	1	5	1	6	0	3	28
33	Stallings, Sophie	g	1-2	1-1	4-4	0	3	3	1	7	0	3	0	2	25
05	Jones, Emily		1-5	0-1	6-8	0	2	2	5	8	1	4	1	3	17
20	Jones, Olivia		1-3	0-2	0-0	2	2	4	5	2	2	2	0	1	16
22	Carneal, Bryleigh		0-0	0-0	0-0	0	0	0	1	0	0	0	0	0	0+
24	Lewis, Claire		0-0	0-0	0-0	2	2	4	0	0	0	1	0	0	14
	Team					0	0	0							
	Totals		12-31	3-14	21-24	8	16	24	16	48	4	19	1	12	160

1st - FG %:	3-6	50.0%	2nd:	1-6	16.7%	3rd:	4-10	40.0%	4th:	4-9	44.4%	Game:	12-31	38.7%	Deadball
3FG %:	1-2	50.0%		0-4	0.0%		0-2	0.0%		2-6	33.3%		3-14	21.4%	Rebounds
FT %:	1-2	50.0%		11-13	84.6%		5-5	100.0%		4-4	100.0%		21-24	87.5%	2

Officials:
Technical fouls: FRA-None. USJ-None.
Attendance:

Score by periods	1st	2nd	3rd	4th	Total
FRA	17	14	11	11	53
USJ	8	13	13	14	48

FRA vs USJ
20180301 10:00 am at Lipscomb Univ. Allen Arena
1st PERIOD Play-by-Play (Page 1)

HOME TEAM: USJ	Time	Score	Margin	VISITORS: FRA
REBOUND (DEF) by Kwasigroh, Kaleigh	07:53			MISSED LAYUP by Hutchinson, Zharia
TURNOVR by Jones, Emily	07:30			
	07:28			STEAL by Hutchinson, Zharia
	07:21	0-2	V 2	GOOD! LAYUP by Cambridge, Deayonna [PN
	07:21			ASSIST by Pierce, Lily
TURNOVR by Pickens, Kallie	06:57			
	06:55			STEAL by Cambridge, Deayonna
	06:53	0-4	V 4	GOOD! LAYUP by Cambridge, Deayonna [FB
MISSED LAYUP by Jones, Emily	06:35			REBOUND (DEF) by Cambridge, Deayonna
FOUL by Hulme, Ashton (P1T1)	06:18			
	06:13			MISSED JUMPER by Hutchinson, Zharia
	06:13			REBOUND (OFF) by Cambridge, Deayonna
	06:03	0-7	V 7	GOOD! 3 PTR by Heldman, Iris
	06:03			ASSIST by Heldman, Jessica
TIMEOUT TEAM	05:59			
SUB IN : Jones, Emily	05:59			
SUB OUT: Rogers, Carson	05:59			
	05:38			FOUL by Hutchinson, Zharia (P1T1)
GOOD! JUMPER by Hulme, Ashton [PNT]	05:25	2-7	V 5	
ASSIST by Jones, Emily	05:25			
	05:09			MISSED 3 PTR by Pierce, Lily
	05:09			REBOUND (OFF) by Cambridge, Deayonna
	04:58	2-9	V 7	GOOD! LAYUP by Hutchinson, Zharia [PNT]
	04:58			ASSIST by Cambridge, Deayonna
TURNOVR by Hulme, Ashton	04:45			
	04:43			STEAL by Pierce, Lily
	04:42			TURNOVR by Heldman, Jessica
STEAL by Pickens, Kallie	04:39			
MISSED 3 PTR by Pickens, Kallie	04:25			
REBOUND (OFF) by Hulme, Ashton	04:16			
TURNOVR by Kwasigroh, Kaleigh	04:05			
	03:57	2-11	V 9	GOOD! LAYUP by Heldman, Jessica [PNT]
	03:57			ASSIST by Pierce, Lily
MISSED FT SHOT by Kwasigroh, Kaleigh	03:19			FOUL by Hutchinson, Zharia (P2T2)
REBOUND (OFF) by (DEADBALL)	03:19			
GOOD! FT SHOT by Kwasigroh, Kaleigh	03:19	3-11	V 8	
SUB IN : Lewis, Claire	03:19			SUB IN : Pierce, Ryan
SUB IN : Jones, Olivia	03:19			SUB OUT: Hutchinson, Zharia
SUB OUT: Kwasigroh, Kaleigh	03:19			
SUB OUT: Jones, Emily	03:19			
REBOUND (DEF) by Hulme, Ashton	03:13			MISSED 3 PTR by Heldman, Jessica
TURNOVR by Jones, Olivia	02:43			
	02:41			STEAL by Pierce, Lily
	02:29	3-14	V 11	GOOD! 3 PTR by Heldman, Iris
	02:29			ASSIST by Cambridge, Deayonna
	02:16			SUB IN : Ackerman, Ava
	02:16			SUB OUT: Pierce, Lily
GOOD! LAYUP by Hulme, Ashton [PNT]	02:12	5-14	V 9	
ASSIST by Jones, Olivia	02:12			
REBOUND (DEF) by Stallings, Sophie	01:41			MISSED 3 PTR by Heldman, Iris
GOOD! 3 PTR by Stallings, Sophie	01:29	8-14	V 6	
ASSIST by Jones, Olivia	01:29			
FOUL by Pickens, Kallie (P1T2)	01:03	8-15	V 7	GOOD! FT SHOT by Ackerman, Ava
REBOUND (DEF) by Stallings, Sophie	01:03			MISSED FT SHOT by Ackerman, Ava
	01:03			SUB IN : Medes, Macie
	01:03			SUB OUT: Heldman, Iris
TURNOVR by Stallings, Sophie	00:55			STEAL by Cambridge, Deayonna
SUB IN : Jones, Emily	00:55			
SUB OUT: Pickens, Kallie	00:55			
	00:49	8-17	V 9	GOOD! LAYUP by Pierce, Ryan [PNT]

FRA vs USJ
20180301 10:00 am at Lipscomb Univ. Allen Arena
1st PERIOD Play-by-Play (Page 2)

HOME TEAM: USJ	Time	Score	Margin	VISITORS: FRA
	00:49			ASSIST by Cambridge, Deayonna
TURNOVR by Jones, Emily	00:28			
	00:27			STEAL by Cambridge, Deayonna
FOUL by Stallings, Sophie (P1T3)	00:20			
BLOCK by Jones, Emily	00:09			MISSED JUMPER by Ackerman, Ava
	00:07			REBOUND (OFF) by Ackerman, Ava
	00:06			MISSED JUMPER by Ackerman, Ava
	00:06			REBOUND (OFF) by Ackerman, Ava
FOUL by Jones, Emily (P1T4)	00:03			MISSED FT SHOT by Ackerman, Ava
	00:03			REBOUND (OFF) by (DEADBALL)
REBOUND (DEF) by Hulme, Ashton	00:03			MISSED FT SHOT by Ackerman, Ava
MISSED LAYUP by Stallings, Sophie	00:00			REBOUND (DEF) by Medes, Macie

FRA 17, USJ 8

1st period-only	In Paint	Off T/O	2nd Chance	Fast Break	Bench	
FRA	10	11	5	2	3	Score tied - 0 times.
USJ	4	0	0	0	0	Lead changed - 0 times.

FRA vs USJ
20180301 10:00 am at Lipscomb Univ. Allen Arena
2nd PERIOD Play-by-Play (Page 1)

HOME TEAM: USJ	Time	Score	Margin	VISITORS: FRA
	08:00			SUB IN : Medes, Macie
	08:00			SUB IN : Pierce, Ryan
	08:00			SUB OUT: Heldman, Jessica
	08:00			SUB OUT: Cambridge, Deayonna
	07:58			TURNOVR by Heldman, Iris
STEAL by Stallings, Sophie	07:57			
TURNOVR by Lewis, Claire	07:47			
	07:45			STEAL by Pierce, Ryan
	07:30	8-19	V 11	GOOD! JUMPER by Hutchinson, Zharia
MISSED 3 PTR by Pickens, Kallie	07:09			
REBOUND (OFF) by Lewis, Claire	07:09			
GOOD! FT SHOT by Hulme, Ashton	07:00	9-19	V 10	FOUL by Pierce, Ryan (P1T3)
GOOD! FT SHOT by Hulme, Ashton	07:00	10-19	V 9	
SUB IN : Jones, Olivia	07:00			
SUB OUT: Stallings, Sophie	07:00			
REBOUND (DEF) by Hulme, Ashton	06:34			MISSED 3 PTR by Heldman, Iris
	06:29			SUB IN : Cambridge, Deayonna
	06:29			SUB OUT: Medes, Macie
GOOD! LAYUP by Hulme, Ashton [PNT]	06:02	12-19	V 7	
GOOD! FT SHOT by Hulme, Ashton	06:02	13-19	V 6	FOUL by Pierce, Ryan (P2T4)
	06:02			SUB IN : Ackerman, Ava
	06:02			SUB OUT: Pierce, Ryan
	05:47			TURNOVR by Cambridge, Deayonna
STEAL by Jones, Emily	05:45			
GOOD! FT SHOT by Jones, Emily	05:45	14-19	V 5	FOUL by Heldman, Iris (P1T5)
MISSED FT SHOT by Jones, Emily	05:45			REBOUND (DEF) by Pierce, Lily
	05:40			TURNOVR by Pierce, Lily
	05:40			SUB IN : Heldman, Jessica
	05:40			SUB OUT: Ackerman, Ava
MISSED 3 PTR by Jones, Olivia	04:57			
REBOUND (OFF) by Hulme, Ashton	04:57			
TURNOVR by Pickens, Kallie	04:55			
	04:53			STEAL by Cambridge, Deayonna
FOUL by Jones, Olivia (P1T5)	04:49	14-20	V 6	GOOD! FT SHOT by Cambridge, Deayonna
	04:49	14-21	V 7	GOOD! FT SHOT by Cambridge, Deayonna
	04:12			FOUL by Heldman, Jessica (P1T6)
MISSED 3 PTR by Pickens, Kallie	03:59			
REBOUND (OFF) by Hulme, Ashton	03:59			
GOOD! FT SHOT by Hulme, Ashton	03:54	15-21	V 6	FOUL by Hutchinson, Zharia (P3T7)
GOOD! FT SHOT by Hulme, Ashton	03:54	16-21	V 5	
	03:54			SUB IN : Pierce, Ryan
	03:54			SUB OUT: Hutchinson, Zharia
	03:43	16-24	V 8	GOOD! 3 PTR by Cambridge, Deayonna
	03:43			ASSIST by Pierce, Lily
TIMEOUT 30sec	03:25			
TURNOVR by Stallings, Sophie	03:18			
	02:53	16-26	V 10	GOOD! LAYUP by Pierce, Ryan [PNT]
	02:53			ASSIST by Cambridge, Deayonna
GOOD! FT SHOT by Hulme, Ashton	02:30	17-26	V 9	FOUL by Heldman, Jessica (P2T8)
GOOD! FT SHOT by Hulme, Ashton	02:30	18-26	V 8	
	02:01			MISSED 3 PTR by Pierce, Lily
	02:01			REBOUND (OFF) by Cambridge, Deayonna
	01:57	18-28	V 10	GOOD! LAYUP by Cambridge, Deayonna [PN
TURNOVR by Pickens, Kallie	01:45			
	01:43			STEAL by Heldman, Iris
FOUL by Jones, Emily (P2T6)	01:41	18-29	V 11	GOOD! FT SHOT by Heldman, Iris
REBOUND (DEF) by Kwasigroh, Kaleigh	01:41			MISSED FT SHOT by Heldman, Iris
	01:41			SUB IN : Ackerman, Ava
	01:41			SUB OUT: Heldman, Jessica
MISSED 3 PTR by Hulme, Ashton	01:24			

FRA vs USJ
20180301 10:00 am at Lipscomb Univ. Allen Arena
2nd PERIOD Play-by-Play (Page 2)

HOME TEAM: USJ	Time	Score	Margin	VISITORS: FRA
	01:24			REBOUND (DEF) by Cambridge, Deayonna
	01:05	18-31	V 13	GOOD! LAYUP by Pierce, Ryan [PNT]
	01:05			ASSIST by Ackerman, Ava
GOOD! FT SHOT by Jones, Emily	00:33	19-31	V 12	FOUL by Pierce, Ryan (P3T9)
MISSED FT SHOT by Jones, Emily	00:33			
REBOUND (OFF) by Hulme, Ashton	00:33			
SUB IN : Lewis, Claire	00:33			SUB IN : Herbert, Emily
SUB OUT: Kwasigroh, Kaleigh	00:33			SUB OUT: Pierce, Ryan
GOOD! FT SHOT by Hulme, Ashton	00:31	20-31	V 11	FOUL by Herbert, Emily (P1T10)
GOOD! FT SHOT by Hulme, Ashton	00:31	21-31	V 10	
	00:18			TURNOVR by Pierce, Lily
STEAL by Hulme, Ashton	00:17			
MISSED JUMPER by Hulme, Ashton	00:10			REBOUND (DEF) by Cambridge, Deayonna
	00:02			MISSED LAYUP by Cambridge, Deayonna
	00:02			REBOUND (OFF) by Herbert, Emily
	00:00			MISSED 3 PTR by Heldman, Iris
	00:00			REBOUND (OFF) by (DEADBALL)

FRA 31, USJ 21

2nd period-only	In Paint	Off T/O	2nd Chance	Fast Break	Bench	
FRA	6	7	2	0	4	Score tied - 0 times.
USJ	2	1	6	0	2	Lead changed - 0 times.

FRA vs USJ
20180301 10:00 am at Lipscomb Univ. Allen Arena
3rd PERIOD Play-by-Play (Page 1)

HOME TEAM: USJ	Time	Score	Margin	VISITORS: FRA
SUB IN : Jones, Olivia	08:00			
SUB OUT: Rogers, Carson	08:00			
	07:47			TURNOVR by Cambridge, Deayonna
STEAL by Jones, Olivia	07:46			
MISSED JUMPER by Pickens, Kallie	07:36			
REBOUND (OFF) by Jones, Olivia	07:36			
MISSED 3 PTR by Jones, Olivia	07:19			REBOUND (DEF) by Heldman, Iris
FOUL by Jones, Olivia (P2T1)	07:02			
SUB IN : Jones, Emily	07:02			
SUB OUT: Jones, Olivia	07:02			
REBOUND (DEF) by Kwasigroh, Kaleigh	06:46			MISSED JUMPER by Heldman, Jessica
MISSED LAYUP by Jones, Emily	06:12			REBOUND (DEF) by Pierce, Lily
REBOUND (DEF) by Pickens, Kallie	06:10			MISSED JUMPER by Hutchinson, Zharia
GOOD! LAYUP by Jones, Emily [PNT]	06:10	23-31	V 8	
	05:19			TURNOVR by Pierce, Lily
STEAL by Jones, Emily	05:18			
	04:57			FOUL by Cambridge, Deayonna (P1T1)
TURNOVR by Jones, Emily	04:55			
	04:53			STEAL by Heldman, Iris
	04:51			TURNOVR by Heldman, Jessica
STEAL by Pickens, Kallie	04:49			
GOOD! LAYUP by Pickens, Kallie [FB/PNT]	04:47	25-31	V 6	
	04:25			TURNOVR by Heldman, Iris
STEAL by Jones, Emily	04:24			
	04:23			FOUL by Hutchinson, Zharia (P4T2)
	04:23			TIMEOUT TEAM
	04:23			SUB IN : Pierce, Ryan
	04:23			SUB OUT: Hutchinson, Zharia
	04:00			FOUL by Cambridge, Deayonna (P2T3)
FOUL by Kwasigroh, Kaleigh (P1T2)	03:48			
TURNOVR by Kwasigroh, Kaleigh	03:48			
	03:31	25-34	V 9	GOOD! 3 PTR by Cambridge, Deayonna
	03:31			ASSIST by Heldman, Iris
MISSED LAYUP by Hulme, Ashton	03:09			REBOUND (DEF) by Heldman, Jessica
	03:00	25-37	V 12	GOOD! 3 PTR by Heldman, Iris
	03:00			ASSIST by Pierce, Ryan
	02:45			FOUL by Pierce, Ryan (P4T4)
SUB IN : Lewis, Claire	02:45			SUB IN : Ackerman, Ava
SUB IN : Jones, Olivia	02:45			SUB OUT: Pierce, Ryan
SUB OUT: Kwasigroh, Kaleigh	02:45			
SUB OUT: Pickens, Kallie	02:45			
GOOD! FT SHOT by Jones, Emily	02:40	26-37	V 11	FOUL by Heldman, Iris (P2T5)
GOOD! FT SHOT by Jones, Emily	02:40	27-37	V 10	
FOUL by Jones, Olivia (P3T3)	01:56			
REBOUND (DEF) by Jones, Olivia	01:49			MISSED 3 PTR by Heldman, Iris
MISSED 3 PTR by Jones, Emily	01:38			
REBOUND (OFF) by Jones, Olivia	01:38			
GOOD! LAYUP by Jones, Olivia [PNT]	01:34	29-37	V 8	
REBOUND (DEF) by Lewis, Claire	01:20			MISSED 3 PTR by Heldman, Iris
GOOD! LAYUP by Hulme, Ashton [PNT]	01:09	31-37	V 6	
GOOD! FT SHOT by Hulme, Ashton	01:09	32-37	V 5	FOUL by Heldman, Jessica (P3T6)
	00:51			MISSED LAYUP by Pierce, Lily
	00:51			REBOUND (OFF) by Heldman, Jessica
	00:38	32-40	V 8	GOOD! 3 PTR by Heldman, Iris
	00:38			ASSIST by Pierce, Lily
MISSED LAYUP by Jones, Emily	00:22			REBOUND (DEF) by Ackerman, Ava
REBOUND (DEF) by Stallings, Sophie	00:10			MISSED JUMPER by Heldman, Jessica
GOOD! FT SHOT by Stallings, Sophie	00:09	33-40	V 7	FOUL by Heldman, Iris (P3T7)
GOOD! FT SHOT by Stallings, Sophie	00:09	34-40	V 6	
	00:09			SUB IN : Medes, Macie
	00:09			SUB OUT: Heldman, Jessica
	00:00	34-42	V 8	GOOD! LAYUP by Cambridge, Deayonna [FB

FRA vs USJ
20180301 10:00 am at Lipscomb Univ. Allen Arena
3rd PERIOD Play-by-Play (Page 2)

HOME TEAM: USJ	Time	Score	Margin	VISITORS: FRA

FRA 42, USJ 34

3rd period-only	In Paint	Off T/O	2nd Chance	Fast Break	Bench	
FRA	2	3	3	2	0	Score tied - 0 times.
USJ	8	2	2	2	6	Lead changed - 0 times.

FRA vs USJ
20180301 10:00 am at Lipscomb Univ. Allen Arena
4th PERIOD Play-by-Play (Page 1)

HOME TEAM: USJ	Time	Score	Margin	VISITORS: FRA
SUB IN : Lewis, Claire	08:00			SUB IN : Ackerman, Ava
SUB IN : Jones, Emily	08:00			SUB OUT: Heldman, Jessica
SUB OUT: Kwasigroh, Kaleigh	08:00			
SUB OUT: Rogers, Carson	08:00			
GOOD! 3 PTR by Hulme, Ashton	07:38	37-42	V 5	
ASSIST by Pickens, Kallie	07:38			
	07:23			TURNOVR by Pierce, Lily
STEAL by Hulme, Ashton	07:22			
GOOD! 3 PTR by Pickens, Kallie	07:16	40-42	V 2	
	07:10			TIMEOUT 30sec
	07:10			SUB IN : Heldman, Jessica
	07:10			SUB IN : Pierce, Ryan
	07:10			SUB IN : Matthews, Isabelle
	07:10			SUB OUT: Ackerman, Ava
	07:10			SUB OUT: Hutchinson, Zharia
	07:10			SUB OUT: Pierce, Lily
REBOUND (DEF) by Jones, Emily	06:56			MISSED 3 PTR by Pierce, Lily
MISSED 3 PTR by Pickens, Kallie	06:46			REBOUND (DEF) by Pierce, Lily
FOUL by Jones, Emily (P3T4)	06:34			
	06:19			MISSED JUMPER by Heldman, Iris
	06:19			REBOUND (OFF) by Pierce, Lily
STEAL by Stallings, Sophie	06:13			TURNOVR by Pierce, Lily
GOOD! FT SHOT by Stallings, Sophie	06:13	41-42	V 1	FOUL by Heldman, Jessica (P4T8)
	06:13			SUB IN : Hutchinson, Zharia
	06:13			SUB OUT: Heldman, Jessica
GOOD! FT SHOT by Stallings, Sophie	06:11	42-42	T 1	
TIMEOUT TEAM	06:11			
	06:11			SUB IN : Pierce, Lily
	06:11			SUB OUT: Matthews, Isabelle
	06:08			TURNOVR by Hutchinson, Zharia
MISSED LAYUP by Hulme, Ashton	05:50			BLOCK by Pierce, Ryan
	05:47			REBOUND (DEF) by Cambridge, Deayonna
	05:42			MISSED JUMPER by Cambridge, Deayonna
	05:42			REBOUND (OFF) by Hutchinson, Zharia
	05:39			MISSED LAYUP by Hutchinson, Zharia
	05:39			REBOUND (OFF) by Hutchinson, Zharia
	05:38			TURNOVR by (TEAM)
TURNOVR by Pickens, Kallie	05:03			
	04:58			TURNOVR by Cambridge, Deayonna
STEAL by Pickens, Kallie	04:56			
GOOD! FT SHOT by Jones, Emily	04:56	43-42	H 1	FOUL by Cambridge, Deayonna (P3T9)
GOOD! FT SHOT by Jones, Emily	04:56	44-42	H 2	
	04:56			SUB IN : Heldman, Jessica
	04:56			SUB OUT: Pierce, Ryan
	04:32	44-44	T 2	GOOD! LAYUP by Hutchinson, Zharia [PNT]
	04:32			ASSIST by Heldman, Iris
TURNOVR by Pickens, Kallie	03:54			
	03:26			MISSED 3 PTR by Heldman, Iris
	03:26			REBOUND (OFF) by Hutchinson, Zharia
FOUL by Jones, Emily (P4T5)	03:21			MISSED FT SHOT by Hutchinson, Zharia
	03:21			REBOUND (OFF) by (DEADBALL)
REBOUND (DEF) by Jones, Emily	03:21			MISSED FT SHOT by Hutchinson, Zharia
SUB IN : Kwasigroh, Kaleigh	03:21			
SUB OUT: Lewis, Claire	03:21			
TURNOVR by Jones, Emily	03:17			
	03:16			STEAL by Hutchinson, Zharia
	03:15	44-46	V 2	GOOD! LAYUP by Hutchinson, Zharia [FB/PN
TIMEOUT 30sec	03:08			
TURNOVR by Pickens, Kallie	02:36			
FOUL by Kwasigroh, Kaleigh (P2T6)	02:21			

FRA vs USJ
20180301 10:00 am at Lipscomb Univ. Allen Arena
4th PERIOD Play-by-Play (Page 2)

HOME TEAM: USJ	Time	Score	Margin	VISITORS: FRA
SUB IN : Lewis, Claire	02:21			
SUB OUT: Kwasigroh, Kaleigh	02:21			
	02:09			TURNOVR by Heldman, Jessica
STEAL by Hulme, Ashton	02:08			
SUB IN : Jones, Olivia	02:04			
SUB OUT: Pickens, Kallie	02:04			
TURNOVR by Stallings, Sophie	01:42			
	01:41			STEAL by Heldman, Iris
FOUL by Jones, Emily (P5T7)	01:38	44-47	V 3	GOOD! FT SHOT by Heldman, Iris
REBOUND (DEF) by Lewis, Claire	01:38			MISSED FT SHOT by Heldman, Iris
SUB IN : Pickens, Kallie	01:38			
SUB OUT: Jones, Emily	01:38			
GOOD! LAYUP by Hulme, Ashton [FB/PNT]	01:30	46-47	V 1	
	01:11	46-49	V 3	GOOD! LAYUP by Heldman, Jessica [PNT]
TURNOVR by Jones, Olivia	01:01			
FOUL by Jones, Olivia (P4T8)	00:55			MISSED FT SHOT by Hutchinson, Zharia
REBOUND (DEF) by Jones, Olivia	00:55			
TIMEOUT TEAM	00:45			
MISSED 3 PTR by Hulme, Ashton	00:33			REBOUND (DEF) by Heldman, Iris
FOUL by Jones, Olivia (P5T9)	00:29	46-50	V 4	GOOD! FT SHOT by Heldman, Jessica
	00:29	46-51	V 5	GOOD! FT SHOT by Heldman, Jessica
	00:29			TIMEOUT TEAM
SUB IN : Carneal, Bryleigh	00:29			
SUB OUT: Jones, Olivia	00:29			
MISSED 3 PTR by Pickens, Kallie	00:15			
REBOUND (OFF) by Lewis, Claire	00:15			
GOOD! LAYUP by Hulme, Ashton [PNT]	00:09	48-51	V 3	
FOUL by Carneal, Bryleigh (P1T10)	00:05	48-52	V 4	GOOD! FT SHOT by Pierce, Lily
	00:05	48-53	V 5	GOOD! FT SHOT by Pierce, Lily
MISSED 3 PTR by Pickens, Kallie	00:00			
REBOUND (OFF) by (DEADBALL)	00:00			

FRA 53, USJ 48

4th period-only	In Paint	Off T/O	2nd Chance	Fast Break	Bench	
FRA	6	3	0	2	0	Score tied - 2 times.
USJ	4	7	2	2	2	Lead changed - 2 times.

Official Basketball Box Score -- Thru 1st Period
FRA vs USJ
20180301 10:00 am at Lipscomb Univ. Allen Arena

FRA 17 • 27-4

##	Player		Total FG-FGA	3-Ptr FG-FGA	FT-FTA	Rebounds Off	Def	Tot	PF	TP	A	TO	Blk	Stl	Min
30	Hutchinson, Zharia	f	1-3	0-0	0-0	0	0	0	2	2	0	0	0	1	4
03	Pierce, Lily	g	0-1	0-1	0-0	0	0	0	0	0	2	0	0	2	5
05	Cambridge, Deayonna	g	2-2	0-0	0-0	2	1	3	0	4	3	0	0	3	8
20	Heldman, Jessica	g	1-2	0-1	0-0	0	0	0	0	2	1	1	0	0	8
22	Heldman, Iris	g	2-3	2-3	0-0	0	0	0	0	6	0	0	0	0	6
04	Pierce, Ryan		1-1	0-0	0-0	0	0	0	0	2	0	0	0	0	3
15	Medes, Macie		0-0	0-0	0-0	0	1	1	0	0	0	0	0	0	1
21	Ackerman, Ava		0-2	0-0	1-4	2	0	2	0	1	0	0	0	0	2
	Team					0	0	0							
	Totals		7-14	2-5	1-4	4	2	6	2	17	6	1	0	6	-

1st - FG %:	7-14	50.0%	Game:	7-14	50.0%
3FG %:	2-5	40.0%		2-5	40.0%
FT %:	1-4	25.0%		1-4	25.0%

Deadball Rebounds
1

USJ 8 • 27-5

##	Player		Total FG-FGA	3-Ptr FG-FGA	FT-FTA	Rebounds Off	Def	Tot	PF	TP	A	TO	Blk	Stl	Min
03	Rogers, Carson	f	0-0	0-0	0-0	0	0	0	0	0	0	0	0	0	2
34	Kwasigroh, Kaleigh	f	0-0	0-0	1-2	0	1	1	0	1	0	1	0	0	4
41	Hulme, Ashton	f	2-2	0-0	0-0	1	2	3	1	4	0	1	0	0	8
11	Pickens, Kallie	g	0-1	0-1	0-0	0	0	0	1	0	0	1	0	1	7
33	Stallings, Sophie	g	1-2	1-1	0-0	0	2	2	1	3	0	1	0	0	8
05	Jones, Emily		0-1	0-0	0-0	0	0	0	1	0	1	2	1	0	3
20	Jones, Olivia		0-0	0-0	0-0	0	0	0	0	0	2	1	0	0	3
24	Lewis, Claire		0-0	0-0	0-0	0	0	0	0	0	0	0	0	0	3
	Team					0	0	0							
	Totals		3-6	1-2	1-2	1	5	6	4	8	3	7	1	1	-

1st - FG %:	3-6	50.0%	Game:	3-6	50.0%
3FG %:	1-2	50.0%		1-2	50.0%
FT %:	1-2	50.0%		1-2	50.0%

Deadball Rebounds
1

Officials:
Technical fouls: FRA-None. USJ-None.
Attendance:

Score by periods	1st	2nd	3rd	4th	Total
FRA	17	0	0	0	17
USJ	8	0	0	0	8

Official Basketball Box Score -- Thru 2nd Period
FRA vs USJ
20180301 10:00 am at Lipscomb Univ. Allen Arena

FRA 31 • 27-4

##	Player		Total FG-FGA	3-Ptr FG-FGA	FT-FTA	Rebounds Off	Def	Tot	PF	TP	A	TO	Blk	Stl	Min
30	Hutchinson, Zharia	f	2-4	0-0	0-0	0	0	0	3	4	0	0	0	1	8
03	Pierce, Lily	g	0-2	0-2	0-0	0	1	1	0	0	3	2	0	2	13
05	Cambridge, Deayonna	g	4-5	1-1	2-2	3	3	6	0	11	4	1	0	4	14
20	Heldman, Jessica	g	1-2	0-1	0-0	0	0	0	2	2	1	1	0	0	11
22	Heldman, Iris	g	2-5	2-5	1-2	0	0	0	1	7	0	1	0	1	14
04	Pierce, Ryan		3-3	0-0	0-0	0	0	0	3	6	0	0	0	1	8
15	Medes, Macie		0-0	0-0	0-0	0	1	1	0	0	0	0	0	0	2
21	Ackerman, Ava		0-2	0-0	1-4	2	0	2	0	1	1	0	0	0	4
40	Herbert, Emily		0-0	0-0	0-0	1	0	1	1	0	0	0	0	0	0+
	Team					0	0	0							
	Totals		12-23	3-9	4-8	6	5	11	10	31	9	5	0	9	-

1st - FG %:	7-14	50.0%	2nd:	5-9	55.6%	Game:	12-23	52.2%
3FG %:	2-5	40.0%		1-4	25.0%		3-9	33.3%
FT %:	1-4	25.0%		3-4	75.0%		4-8	50.0%

Deadball Rebounds
2

USJ 21 • 27-5

##	Player		Total FG-FGA	3-Ptr FG-FGA	FT-FTA	Rebounds Off	Def	Tot	PF	TP	A	TO	Blk	Stl	Min
03	Rogers, Carson	f	0-0	0-0	0-0	0	0	0	0	0	0	0	0	0	10
34	Kwasigroh, Kaleigh	f	0-0	0-0	1-2	0	2	2	0	1	0	1	0	0	12
41	Hulme, Ashton	f	3-5	0-1	9-9	4	3	7	1	15	0	1	0	1	16
11	Pickens, Kallie	g	0-3	0-3	0-0	0	0	0	1	0	0	3	0	1	15
33	Stallings, Sophie	g	1-2	1-1	0-0	0	2	2	1	3	0	2	0	1	9
05	Jones, Emily		0-1	0-0	2-4	0	0	0	2	2	1	2	1	1	3
20	Jones, Olivia		0-1	0-1	0-0	0	0	0	1	0	2	1	0	0	10
24	Lewis, Claire		0-0	0-0	0-0	1	0	1	0	0	0	1	0	0	3
	Team					0	0	0							
	Totals		4-12	1-6	12-15	5	7	12	6	21	3	11	1	4	-

1st - FG %:	3-6	50.0%	2nd:	1-6	16.7%	Game:	4-12	33.3%
3FG %:	1-2	50.0%		0-4	0.0%		1-6	16.7%
FT %:	1-2	50.0%		11-13	84.6%		12-15	80.0%

Deadball Rebounds
1

Officials:
Technical fouls: FRA-None. USJ-None.
Attendance:

Score by periods	1st	2nd	3rd	4th	Total
FRA	17	14	0	0	31
USJ	8	13	0	0	21

Official Basketball Box Score -- Thru 3rd Period
FRA vs USJ
20180301 10:00 am at Lipscomb Univ. Allen Arena

FRA 42 • 27-4

##	Player		Total FG-FGA	3-Ptr FG-FGA	FT-FTA	Rebounds Off	Def	Tot	PF	TP	A	TO	Blk	Stl	Min
30	Hutchinson, Zharia	f	2-5	0-0	0-0	0	0	0	4	4	0	0	0	1	12
03	Pierce, Lily	g	0-3	0-2	0-0	0	2	2	0	0	4	3	0	2	21
05	Cambridge, Deayonna	g	6-7	2-2	2-2	3	3	6	2	16	4	2	0	4	22
20	Heldman, Jessica	g	1-4	0-1	0-0	1	1	2	3	2	1	2	0	0	19
22	Heldman, Iris	g	4-9	4-9	1-2	0	1	1	3	13	1	2	0	2	22
04	Pierce, Ryan		3-3	0-0	0-0	0	0	0	4	6	1	0	0	1	10
15	Medes, Macie		0-0	0-0	0-0	0	1	1	0	0	0	0	0	0	2
21	Ackerman, Ava		0-2	0-0	1-4	2	1	3	0	1	1	0	0	0	7
40	Herbert, Emily		0-0	0-0	0-0	1	0	1	1	0	0	0	0	0	0+
	Team					0	0	0							
	Totals		16-33	6-14	4-8	7	9	16	17	42	12	9	0	10	-

	1st		2nd		3rd		Game		
FG %:	7-14	50.0%	5-9	55.6%	4-10	40.0%	16-33	48.5%	Deadball Rebounds
3FG %:	2-5	40.0%	1-4	25.0%	3-5	60.0%	6-14	42.9%	2
FT %:	1-4	25.0%	3-4	75.0%	0-0	0.0%	4-8	50.0%	

USJ 34 • 27-5

##	Player		Total FG-FGA	3-Ptr FG-FGA	FT-FTA	Rebounds Off	Def	Tot	PF	TP	A	TO	Blk	Stl	Min
03	Rogers, Carson	f	0-0	0-0	0-0	0	0	0	0	0	0	0	0	0	10
34	Kwasigroh, Kaleigh	f	0-0	0-0	1-2	0	3	3	1	1	0	2	0	0	17
41	Hulme, Ashton	f	4-7	0-1	10-10	4	3	7	1	18	0	1	0	1	24
11	Pickens, Kallie	g	1-5	0-3	0-0	0	1	1	1	2	0	3	0	2	20
33	Stallings, Sophie	g	1-2	1-1	2-2	0	3	3	1	5	0	2	0	1	17
05	Jones, Emily		1-5	0-1	4-6	0	0	0	2	6	1	3	1	3	10
20	Jones, Olivia		1-3	0-2	0-0	2	1	3	3	2	2	1	0	1	14
24	Lewis, Claire		0-0	0-0	0-0	1	1	2	0	0	0	1	0	0	6
	Team					0	0	0							
	Totals		8-22	1-8	17-20	7	12	19	9	34	3	13	1	8	-

	1st		2nd		3rd		Game		
FG %:	3-6	50.0%	1-6	16.7%	4-10	40.0%	8-22	36.4%	Deadball Rebounds
3FG %:	1-2	50.0%	0-4	0.0%	0-2	0.0%	1-8	12.5%	1
FT %:	1-2	50.0%	11-13	84.6%	5-5	100.0%	17-20	85.0%	

Officials:
Technical fouls: FRA-None. USJ-None.
Attendance:

Score by periods	1st	2nd	3rd	4th	Total
FRA	17	14	11	0	42
USJ	8	13	13	0	34

2017 Division II Class A State Girls' Basketball Tournament

March 2 - March 4, 2017 · Lipscomb University - Allen Arena

Northpoint Christian (26-2) 61

Game 1
Fri. Mar. 3 10:00 AM
Lipscomb Univ.

Harding Academy (24-8) 30

BGA (16-11) 31

Game 2
Fri. Mar. 3 1:15 PM
Lipscomb Univ.

USJ (28-3) 34

Northpoint Christian 70

Game 3
Sat. Mar. 4 5:30 PM
Lipscomb Univ.

USJ 54

Northpoint Christian

STATE CHAMPION

Official Basketball Box Score -- Game Totals -- Final Statistics
USJ vs BGA Girls
03032017 01:15 PM at Lipscomb Univ.

USJ 34 • 29-3

##	Player		Total FG-FGA	3-Ptr FG-FGA	FT-FTA	Rebounds Off	Def	Tot	PF	TP	A	TO	Blk	Stl	Min
04	Williams, Morgan	*	0-4	0-3	0-2	0	1	1	3	0	2	2	0	0	18
11	Pickens, Kallie	*	0-5	0-3	2-2	0	3	3	4	2	2	4	0	4	21
25	Jones, Anna	*	3-15	0-5	7-10	2	12	14	2	13	0	1	2	3	30
40	Tenpenny, Taylor	*	3-4	0-0	2-2	3	1	4	2	8	1	1	1	1	26
41	Hulme, Ashton	*	5-8	0-2	1-3	2	6	8	3	11	0	4	0	0	30
05	Jones, Emily		0-5	0-3	0-0	1	0	1	1	0	0	2	0	1	9
22	Cherry, Olivia		0-0	0-0	0-0	0	0	0	0	0	0	1	0	0	0
24	Lewis, Claire		0-0	0-0	0-0	0	0	0	0	0	0	0	0	2	3
33	Stallings, Sophie		0-1	0-1	0-0	1	0	1	0	0	0	0	0	1	13
34	Kwasigroh, Kaleigh		0-0	0-0	0-0	0	0	0	0	0	0	2	0	0	3
45	Hensley, Sarah		0-0	0-0	0-0	0	0	0	1	0	0	1	0	0	2
50	Homberg, Lillie		0-1	0-1	0-0	0	0	0	2	0	0	1	0	1	5
	Team					2	0	2							
	Totals		11-43	0-18	12-19	11	23	34	18	34	5	19	3	13	160

	1st		2nd		3rd		4th		Game		Deadball Rebounds
FG %:	4-11	36.4%	2-13	15.4%	2-14	14.3%	3-5	60.0%	11-43	25.6%	4
3FG %:	0-5	0.0%	0-3	0.0%	0-8	0.0%	0-2	0.0%	0-18	0.0%	
FT %:	1-3	33.3%	5-6	83.3%	0-0	0.0%	6-10	60.0%	12-19	63.2%	

BGA Girls 31 • 16-12

##	Player		Total FG-FGA	3-Ptr FG-FGA	FT-FTA	Rebounds Off	Def	Tot	PF	TP	A	TO	Blk	Stl	Min
10	Ledman, Maddie	*	1-7	1-2	1-2	0	4	4	5	4	3	4	1	3	24
13	Daniel, McClain	*	3-12	2-8	0-2	1	1	2	2	8	1	2	1	1	32
30	Cowie, Allison	*	3-11	1-6	3-4	1	8	9	2	10	1	6	0	5	31
32	King, Katie	*	0-0	0-0	1-2	0	2	2	1	1	0	1	0	0	7
43	Keller, Kyah	*	1-4	0-0	2-4	2	3	5	3	4	2	1	0	0	26
03	Summarell, Katlin		1-1	0-0	0-1	2	0	2	2	2	0	5	0	0	11
11	Desoto, Reagan		0-0	0-0	0-0	0	0	0	0	0	0	1	0	0	0
14	Mcconnell, Maggie		0-1	0-0	2-3	1	1	2	2	2	0	2	0	1	7
22	Gallimore, Ella Rose		0-2	0-0	0-0	1	2	3	3	0	0	0	0	0	22
	Team					4	2	6							
	Totals		9-38	4-16	9-18	12	23	35	20	31	7	22	2	10	160

	1st		2nd		3rd		4th		Game		Deadball Rebounds
FG %:	1-7	14.3%	3-12	25.0%	1-8	12.5%	4-11	36.4%	9-38	23.7%	3
3FG %:	1-4	25.0%	0-4	0.0%	0-1	0.0%	3-7	42.9%	4-16	25.0%	
FT %:	1-2	50.0%	2-6	33.3%	3-6	50.0%	3-4	75.0%	9-18	50.0%	

Officials:
Technical fouls: USJ-None. BGA Girls-None.
Attendance:

Score by periods	1st	2nd	3rd	4th	Total
USJ	9	9	4	12	34
BGA Girls	4	8	5	14	31

Points	In Paint	Off T/O	2nd Chance	Fast Break	Bench
USJ	18	11	6	2	0
BGA	6	9	9	2	4

Last FG - USJ 4th-01:42, BGA 4th-01:25.
Largest lead - USJ by 10 2nd-02:28, BGA by 2 1st-04:09.
USJ led for 27:53. BGA led for 02:25. Game was tied for 01:26.

Score tied - 1 time.
Lead changed - 2 times.

USJ vs BGA Girls
03032017 01:15 PM at Lipscomb Univ.
1st PERIOD Play-by-Play (Page 1)

Time	Score	Margi	HOME/VISITOR
07:3			TURNOVR by Cowie, Allison
07:2			TURNOVR by Pickens, Kallie
07:1			MISSED 3 PTR by Daniel, McClain
07:1			REBOUND (DEF) by Jones, Anna
07:1			FOUL by King, Katie (P1T1)
07:1			MISSED 3 PTR by Hulme, Ashton
07:1			REBOUND (DEF) by King, Katie
07:0			FOUL by Keller, Kyah (P1T2)
07:0			TURNOVR by Keller, Kyah
06:3	0-2	V 2	GOOD! JUMPER by Hulme, Ashton [PNT]
06:3			ASSIST by Williams, Morgan
06:2	3-2	H 1	GOOD! 3 PTR by Daniel, McClain
06:2			ASSIST by Ledman, Maddie
06:0			TURNOVR by Williams, Morgan
06:0			STEAL by Ledman, Maddie
06:0			TURNOVR by Ledman, Maddie
06:0			STEAL by Jones, Anna
06:0			MISSED LAYUP by Jones, Anna
06:0			REBOUND (DEF) by King, Katie
06:0			MISSED JUMPER by Ledman, Maddie
06:0			REBOUND (OFF) by Daniel, McClain
06:0			MISSED LAYUP by Daniel, McClain
06:0			REBOUND (DEF) by Pickens, Kallie
05:5			MISSED JUMPER by Tenpenny, Taylor
05:5			REBOUND (DEF) by Ledman, Maddie
05:4			MISSED JUMPER by Cowie, Allison
05:4			REBOUND (DEF) by Pickens, Kallie
04:4			MISSED 3 PTR by Jones, Anna
04:4			REBOUND (DEF) by Cowie, Allison
04:2			SUB IN : Jones, Emily
04:2			SUB IN : Stallings, Sophie
04:2			SUB OUT: Pickens, Kallie
04:2			SUB OUT: Williams, Morgan
04:1			MISSED 3 PTR by Ledman, Maddie
04:1			REBOUND (OFF) by Cowie, Allison
04:0			FOUL by Tenpenny, Taylor (P1T1)
04:0	4-2	H 2	GOOD! FT SHOT by King, Katie
04:0			MISSED FT SHOT by King, Katie
04:0			REBOUND (DEF) by Tenpenny, Taylor
04:0			SUB IN : Mcconnell, Maggie
04:0			SUB IN : Gallimore, Ella Rose
04:0			SUB OUT: Ledman, Maddie
04:0			SUB OUT: Keller, Kyah
03:5	4-4	T 1	GOOD! JUMPER by Hulme, Ashton [PNT]
03:5			FOUL by Mcconnell, Maggie (P1T3)
03:5	4-5	V 1	GOOD! FT SHOT by Hulme, Ashton
03:5			SUB IN : Summarell, Katlin
03:5			SUB OUT: King, Katie
03:5			TURNOVR by Cowie, Allison
03:5			STEAL by Jones, Anna
03:1			FOUL by Summarell, Katlin (P1T4)
03:1			SUB IN : Hensley, Sarah
03:1			SUB OUT: Hulme, Ashton
03:0			MISSED 3 PTR by Jones, Emily
03:0			BLOCK by Daniel, McClain
02:5			REBOUND (DEF) by Gallimore, Ella Rose
02:5			FOUL by Jones, Emily (P1T2)
02:5			TIMEOUT 30sec
02:5			TURNOVR by Summarell, Katlin
02:4			STEAL by Jones, Anna
02:4	4-7	V 3	GOOD! LAYUP by Jones, Anna [FB/PNT]
02:3			TURNOVR by Mcconnell, Maggie
02:2			MISSED 3 PTR by Jones, Anna
02:2			REBOUND (OFF) by (TEAM)
02:1			SUB IN : Hulme, Ashton
02:1			SUB IN : Kwasigroh, Kaleigh
02:1			SUB IN : Pickens, Kallie
02:1			SUB IN : Williams, Morgan
02:1			SUB IN : Homberg, Lillie
02:1			SUB OUT: Jones, Emily
02:1			SUB OUT: Stallings, Sophie
02:1			SUB OUT: Hensley, Sarah
02:1			SUB OUT: Tenpenny, Taylor

Time	Score	Margi	HOME/VISITOR
02:1			ASSIST by Pickens, Kallie
01:5			TURNOVR by Cowie, Allison
01:5			STEAL by Pickens, Kallie
01:5			FOUL by Gallimore, Ella Rose (P1T5)
01:5			MISSED FT SHOT by Williams, Morgan
01:5			REBOUND (OFF) by (DEADBALL)
01:5			MISSED FT SHOT by Williams, Morgan
01:5			REBOUND (DEF) by Cowie, Allison
01:5			SUB IN : Ledman, Maddie
01:5			SUB OUT: Summarell, Katlin
01:4			TURNOVR by Cowie, Allison
01:3			TURNOVR by Hulme, Ashton
01:2			STEAL by Cowie, Allison
01:2			TURNOVR by Ledman, Maddie
01:2			STEAL by Homberg, Lillie
01:1			MISSED 3 PTR by Hulme, Ashton
01:1			REBOUND (DEF) by Cowie, Allison
01:0			MISSED 3 PTR by Daniel, McClain
01:0			REBOUND (DEF) by Pickens, Kallie
00:4			TURNOVR by Kwasigroh, Kaleigh
00:4			STEAL by Cowie, Allison
00:3			TURNOVR by Cowie, Allison
00:2			TURNOVR by Pickens, Kallie
00:2			STEAL by Cowie, Allison
00:0			FOUL by Homberg, Lillie (P1T3)
00:0			SUB IN : Lewis, Claire
00:0			SUB OUT: Kwasigroh, Kaleigh
00:0			FOUL by Pickens, Kallie (P1T4)

1st period-only	In Paint	Off T/O	2nd Chance	Fast Break	Bench
USJ	8	6	2	2	0
BGA Girls	0	0	1	0	0

USJ vs BGA Girls
03032017 01:15 PM at Lipscomb Univ.
2nd PERIOD Play-by-Play (Page 1)

Time	Score	Margi	HOME/VISITOR
08:0			SUB IN : Gallimore, Ella Rose
08:0			SUB OUT: King, Katie
07:5			MISSED JUMPER by Jones, Anna
07:5			REBOUND (DEF) by Keller, Kyah
07:3			MISSED 3 PTR by Cowie, Allison
07:3			REBOUND (OFF) by Gallimore, Ella Rose
07:3			MISSED LAYUP by Gallimore, Ella Rose
07:3			REBOUND (DEF) by Hulme, Ashton
07:2			MISSED JUMPER by Pickens, Kallie
07:2			BLOCK by Ledman, Maddie
07:1			REBOUND (DEF) by Cowie, Allison
07:0			MISSED 3 PTR by Daniel, McClain
07:0			REBOUND (DEF) by Hulme, Ashton
07:0			MISSED LAYUP by Jones, Anna
07:0			REBOUND (DEF) by Cowie, Allison
06:5			FOUL by Williams, Morgan (P1T5)
06:4			TURNOVR by Daniel, McClain
06:4			STEAL by Pickens, Kallie
06:4			MISSED LAYUP by Pickens, Kallie
06:4			REBOUND (DEF) by Ledman, Maddie
06:3			FOUL by Pickens, Kallie (P2T6)
06:2			TURNOVR by Ledman, Maddie
06:2			STEAL by Tenpenny, Taylor
06:2			MISSED 3 PTR by Jones, Anna
06:2			REBOUND (DEF) by Ledman, Maddie
05:5			MISSED 3 PTR by Cowie, Allison
05:5			REBOUND (DEF) by Jones, Anna
05:4			MISSED 3 PTR by Williams, Morgan
05:4			REBOUND (DEF) by Cowie, Allison
05:2			FOUL by Hulme, Ashton (P1T7)
05:2			MISSED FT SHOT by Daniel, McClain
05:2			REBOUND (OFF) by (DEADBALL)
05:2			MISSED FT SHOT by Daniel, McClain
05:2			REBOUND (DEF) by Jones, Anna
05:2			SUB IN : Stallings, Sophie
05:2			SUB OUT: Pickens, Kallie
05:1			MISSED LAYUP by Hulme, Ashton
05:1			REBOUND (DEF) by Cowie, Allison
05:0	6-9	V 3	GOOD! LAYUP by Cowie, Allison [PNT]
04:4	6-11	V 5	GOOD! LAYUP by Hulme, Ashton [PNT]
04:4			ASSIST by Williams, Morgan
04:2			MISSED JUMPER by Cowie, Allison
04:2			REBOUND (DEF) by Jones, Anna
04:1			FOUL by Ledman, Maddie (P1T6)
04:1	6-12	V 6	GOOD! FT SHOT by Jones, Anna
04:1	6-13	V 7	GOOD! FT SHOT by Jones, Anna
04:1			SUB IN : Jones, Emily
04:1			SUB OUT: Williams, Morgan
04:1			SUB IN : Summarell, Katlin
04:1			SUB OUT: Gallimore, Ella Rose
04:0			MISSED 3 PTR by Cowie, Allison
04:0			REBOUND (OFF) by Summarell, Katlin
03:5			TURNOVR by Summarell, Katlin
03:4			STEAL by Jones, Emily
03:3			MISSED LAYUP by Jones, Anna
03:3			REBOUND (DEF) by Cowie, Allison
03:3			MISSED LAYUP by Daniel, McClain
03:3			REBOUND (DEF) by Hulme, Ashton
03:2			FOUL by Cowie, Allison (P1T7)
03:2			MISSED FT SHOT by Jones, Anna
03:2			REBOUND (OFF) by (DEADBALL)
03:2	6-14	V 8	GOOD! FT SHOT by Jones, Anna
03:2			SUB IN : Kwasigroh, Kaleigh
03:2			SUB OUT: Hulme, Ashton
02:4			MISSED JUMPER by Keller, Kyah
02:4			REBOUND (DEF) by Jones, Anna
02:3			MISSED 3 PTR by Jones, Emily
02:3			REBOUND (OFF) by Tenpenny, Taylor
02:2	6-16	V 10	GOOD! LAYUP by Tenpenny, Taylor [PNT]
02:1	8-16	V 8	GOOD! LAYUP by Keller, Kyah [PNT]
02:1			ASSIST by Daniel, McClain
02:1			TURNOVR by Kwasigroh, Kaleigh
02:1			SUB IN : Hensley, Sarah
02:1			SUB IN : Hulme, Ashton
02:1			SUB IN : Williams, Morgan
02:1			SUB IN : Pickens, Kallie
02:1			SUB OUT: Stallings, Sophie
02:1			SUB OUT: Jones, Emily
02:1			SUB OUT: Kwasigroh, Kaleigh
02:1			SUB OUT: Tenpenny, Taylor
02:0			TURNOVR by Summarell, Katlin
02:0			STEAL by Pickens, Kallie
01:4			TURNOVR by Hulme, Ashton
01:4			FOUL by Williams, Morgan (P2T8)
01:4			MISSED FT SHOT by Summarell, Katlin
01:4			REBOUND (DEF) by Jones, Anna
01:4			MISSED LAYUP by Jones, Anna
01:4			REBOUND (DEF) by Ledman, Maddie
01:3	10-16	V 6	GOOD! LAYUP by Summarell, Katlin [FB/PNT]
01:3			ASSIST by Ledman, Maddie
01:2			SUB IN : Mcconnell, Maggie
01:2			SUB IN : Gallimore, Ella Rose
01:2			SUB OUT: Cowie, Allison
01:2			SUB OUT: Summarell, Katlin
01:1			TURNOVR by Hensley, Sarah
00:5			MISSED JUMPER by Ledman, Maddie
00:5			REBOUND (DEF) by Jones, Anna
00:4			MISSED LAYUP by Williams, Morgan
00:4			REBOUND (DEF) by Mcconnell, Maggie
00:4			FOUL by Hensley, Sarah (P1T9)
00:4			MISSED FT SHOT by Mcconnell, Maggie
00:4			REBOUND (DEF) by Jones, Anna
00:4			SUB IN : Tenpenny, Taylor
00:4			SUB OUT: Hensley, Sarah
00:3			FOUL by Mcconnell, Maggie (P2T8)
00:3	10-17	V 7	GOOD! FT SHOT by Tenpenny, Taylor
00:3	10-18	V 8	GOOD! FT SHOT by Tenpenny, Taylor
00:3			SUB IN : Homberg, Lillie
00:3			SUB OUT: Williams, Morgan
00:3			SUB IN : Cowie, Allison
00:3			SUB OUT: Mcconnell, Maggie
00:0			TURNOVR by Cherry, Olivia
00:0			FOUL by Tenpenny, Taylor (P2T10)
00:0	11-18	V 7	GOOD! FT SHOT by Mcconnell, Maggie
00:0	12-18	V 6	GOOD! FT SHOT by Mcconnell, Maggie

2nd period-only	In Paint	Off T/O	2nd Chance	Fast Break	Bench
USJ	4	0	2	0	0
BGA Girls	6	2	0	2	4

USJ vs BGA Girls
03032017 01:15 PM at Lipscomb Univ.
3rd PERIOD Play-by-Play (Page 1)

Time	Score	Margi	HOME/VISITOR
07:5			TURNOVR by Jones, Anna
07:5			TURNOVR by Desoto, Reagan
07:3			MISSED 3 PTR by Williams, Morgan
07:0	12-20	V 8	GOOD! LAYUP by Tenpenny, Taylor [PNT]
06:5			FOUL by Jones, Anna (P1T1)
06:5			MISSED FT SHOT by Ledman, Maddie
06:5			REBOUND (OFF) by (DEADBALL)
06:5	13-20	V 7	GOOD! FT SHOT by Ledman, Maddie
06:5			SUB IN : Stallings, Sophie
06:5			SUB OUT: Williams, Morgan
06:3			TURNOVR by Hulme, Ashton
06:3			MISSED LAYUP by Keller, Kyah
06:3			REBOUND (OFF) by Keller, Kyah
06:3			FOUL by Hulme, Ashton (P2T2)
06:3			MISSED FT SHOT by Keller, Kyah
06:3			REBOUND (OFF) by (DEADBALL)
06:3			MISSED FT SHOT by Keller, Kyah
06:3			REBOUND (DEF) by Jones, Anna
06:1			MISSED 3 PTR by Stallings, Sophie
06:1			REBOUND (OFF) by Tenpenny, Taylor
06:0			FOUL by Daniel, McClain (P1T1)
06:0			MISSED 3 PTR by Jones, Anna
06:0			REBOUND (OFF) by Stallings, Sophie
05:5			MISSED 3 PTR by Pickens, Kallie
05:5			REBOUND (OFF) by Jones, Anna
05:5			FOUL by Keller, Kyah (P2T2)
05:4			TURNOVR by Pickens, Kallie
05:4			STEAL by Cowie, Allison
05:4			FOUL by Pickens, Kallie (P3T3)
05:3			FOUL by Pickens, Kallie (P4T4)
05:3			SUB IN : Jones, Emily
05:3			SUB OUT: Pickens, Kallie
05:1			TURNOVR by King, Katie
05:0			TURNOVR by Jones, Emily
05:0			STEAL by Ledman, Maddie
04:5			MISSED LAYUP by Ledman, Maddie
04:5			BLOCK by Jones, Anna
04:5			REBOUND (OFF) by (TEAM)
04:5			SUB IN : Gallimore, Ella Rose
04:5			SUB OUT: King, Katie
04:5			TIMEOUT TEAM
04:4	15-20	V 5	GOOD! JUMPER by Cowie, Allison
04:4			ASSIST by Ledman, Maddie
04:3			FOUL by Keller, Kyah (P3T3)
04:3			MISSED LAYUP by Jones, Anna
04:3			REBOUND (OFF) by Jones, Anna
04:2			FOUL by Ledman, Maddie (P2T4)
04:2			SUB IN : Williams, Morgan
04:2			SUB OUT: Jones, Emily
04:2	15-22	V 7	GOOD! JUMPER by Jones, Anna
04:0			MISSED JUMPER by Ledman, Maddie
04:0			REBOUND (OFF) by (TEAM)
04:0			SUB IN : Mcconnell, Maggie
04:0			SUB OUT: Keller, Kyah
03:5			TURNOVR by Ledman, Maddie
03:4			TURNOVR by Tenpenny, Taylor
03:4			SUB IN : Homberg, Lillie
03:4			SUB OUT: Stallings, Sophie
03:3			MISSED JUMPER by Cowie, Allison
03:3			REBOUND (DEF) by Hulme, Ashton
03:1			FOUL by Ledman, Maddie (P3T5)
03:1			MISSED 3 PTR by Williams, Morgan
03:1			REBOUND (OFF) by (TEAM)
03:0			TIMEOUT 30sec
03:0			SUB IN : Lewis, Claire
03:0			SUB OUT: Hulme, Ashton
03:0			SUB IN : Summarell, Katlin
03:0			SUB OUT: Ledman, Maddie
03:0			TURNOVR by Homberg, Lillie

Time	Score	Margi	HOME/VISITOR
03:0			STEAL by Mcconnell, Maggie
02:5			MISSED LAYUP by Daniel, McClain
02:5			BLOCK by Jones, Anna
02:5			REBOUND (OFF) by (TEAM)
02:4			TURNOVR by Daniel, McClain
02:4			STEAL by Lewis, Claire
02:3			MISSED 3 PTR by Homberg, Lillie
02:3			REBOUND (DEF) by (TEAM)
02:3			FOUL by Williams, Morgan (P3T5)
02:3			SUB IN : Hulme, Ashton
02:3			SUB IN : Stallings, Sophie
02:3			SUB OUT: Williams, Morgan
02:3			SUB OUT: Tenpenny, Taylor
01:5			FOUL by Homberg, Lillie (P2T6)
01:5	16-22	V 6	GOOD! FT SHOT by Cowie, Allison
01:5	17-22	V 5	GOOD! FT SHOT by Cowie, Allison
01:5			SUB IN : Jones, Emily
01:5			SUB OUT: Homberg, Lillie
01:2			MISSED 3 PTR by Jones, Emily
01:2			REBOUND (DEF) by Daniel, McClain
01:0			TURNOVR by Mcconnell, Maggie
01:0			STEAL by Lewis, Claire
00:4			MISSED 3 PTR by Jones, Anna
00:4			REBOUND (OFF) by Jones, Emily
00:4			MISSED JUMPER by Jones, Emily
00:4			REBOUND (DEF) by (TEAM)
00:2			MISSED 3 PTR by Daniel, McClain
00:2			REBOUND (OFF) by Mcconnell, Maggie
00:2			MISSED LAYUP by Mcconnell, Maggie
00:2			REBOUND (DEF) by Jones, Anna
00:1			MISSED LAYUP by Jones, Anna
00:1			REBOUND (OFF) by Hulme, Ashton
00:1			FOUL by Gallimore, Ella Rose (P2T6)
00:1			MISSED LAYUP by Jones, Emily
00:1			REBOUND (DEF) by Gallimore, Ella Rose
00:0			TURNOVR by Summarell, Katlin
00:0			STEAL by Stallings, Sophie

3rd period-only	In Paint	Off T/O	2nd Chance	Fast Break	Bench
USJ	2	2	2	0	0
BGA Girls	0	2	2	0	0

USJ vs BGA Girls
03032017 01:15 PM at Lipscomb Univ.
4th PERIOD Play-by-Play (Page 1)

Time	Score	Margi	HOME/VISITOR
08:0			SUB IN : Jones, Emily
08:0			SUB OUT: Williams, Morgan
08:0			SUB IN : Gallimore, Ella Rose
08:0			SUB OUT: King, Katie
07:4			TURNOVR by Jones, Emily
07:1	20-22	V 2	GOOD! 3 PTR by Cowie, Allison
07:1			ASSIST by Keller, Kyah
06:5	20-24	V 4	GOOD! JUMPER by Tenpenny, Taylor [PNT]
06:5			ASSIST by Pickens, Kallie
06:3			MISSED LAYUP by Gallimore, Ella Rose
06:3			REBOUND (DEF) by Hulme, Ashton
06:2			FOUL by Ledman, Maddie (P4T7)
06:2	20-25	V 5	GOOD! FT SHOT by Jones, Anna
06:2	20-26	V 6	GOOD! FT SHOT by Jones, Anna
06:2			SUB IN : Williams, Morgan
06:2			SUB OUT: Jones, Emily
06:2			SUB IN : Summarell, Katlin
06:2			SUB OUT: Ledman, Maddie
06:1			MISSED 3 PTR by Cowie, Allison
06:1			REBOUND (DEF) by Williams, Morgan
06:0			MISSED 3 PTR by Pickens, Kallie
06:0			REBOUND (OFF) by Hulme, Ashton
06:0			TURNOVR by Hulme, Ashton
06:0			STEAL by Cowie, Allison
06:0			TURNOVR by Cowie, Allison
06:0			STEAL by Pickens, Kallie
05:5			FOUL by Summarell, Katlin (P2T8)
05:5	20-27	V 7	GOOD! FT SHOT by Pickens, Kallie
05:5			TIMEOUT TEAM
05:5	20-28	V 8	GOOD! FT SHOT by Pickens, Kallie
05:3	23-28	V 5	GOOD! 3 PTR by Daniel, McClain
05:0			TIMEOUT 30sec
04:5			TURNOVR by Williams, Morgan
04:5			STEAL by Daniel, McClain
04:4			MISSED 3 PTR by Cowie, Allison
04:4			REBOUND (DEF) by Jones, Anna
04:3	23-30	V 7	GOOD! JUMPER by Jones, Anna
04:0			MISSED JUMPER by Keller, Kyah
04:0			REBOUND (OFF) by Summarell, Katlin
04:0			FOUL by Hulme, Ashton (P3T7)
04:0	24-30	V 6	GOOD! FT SHOT by Cowie, Allison
04:0			MISSED FT SHOT by Cowie, Allison
04:0			REBOUND (DEF) by Hulme, Ashton
04:0			SUB IN : Stallings, Sophie
04:0			SUB OUT: Williams, Morgan
04:0			SUB IN : Ledman, Maddie
04:0			SUB OUT: Summarell, Katlin
03:4			MISSED 3 PTR by Pickens, Kallie
03:4			REBOUND (DEF) by Keller, Kyah
03:2			MISSED 3 PTR by Daniel, McClain
03:2			REBOUND (OFF) by (TEAM)
03:2	27-30	V 3	GOOD! 3 PTR by Ledman, Maddie
03:2			ASSIST by Cowie, Allison
02:5			FOUL by Gallimore, Ella Rose (P3T9)
02:5			MISSED FT SHOT by Hulme, Ashton
02:5			REBOUND (OFF) by Tenpenny, Taylor
02:4			TIMEOUT TEAM
02:4			TURNOVR by Pickens, Kallie
02:3			STEAL by Ledman, Maddie
02:1			MISSED JUMPER by Ledman, Maddie
02:1			REBOUND (OFF) by Keller, Kyah
02:0			FOUL by Jones, Anna (P2T8)
02:0	28-30	V 2	GOOD! FT SHOT by Keller, Kyah
02:0	29-30	V 1	GOOD! FT SHOT by Keller, Kyah
02:0			SUB IN : Williams, Morgan
02:0			SUB OUT: Stallings, Sophie
01:4	29-32	V 3	GOOD! JUMPER by Hulme, Ashton [PNT]
01:4			ASSIST by Tenpenny, Taylor
01:4			FOUL by Cowie, Allison (P2T10)
01:4			MISSED FT SHOT by Hulme, Ashton
01:4			REBOUND (DEF) by Keller, Kyah
01:2	31-32	V 1	GOOD! JUMPER by Daniel, McClain
01:2			ASSIST by Keller, Kyah
01:0			TIMEOUT TEAM
00:5			FOUL by Ledman, Maddie (P5T11)
00:5			MISSED FT SHOT by Jones, Anna
00:5			REBOUND (OFF) by (DEADBALL)
00:5	31-33	V 2	GOOD! FT SHOT by Jones, Anna
00:5			SUB IN : Summarell, Katlin
00:5			SUB OUT: Ledman, Maddie
00:4			TURNOVR by Summarell, Katlin
00:4			SUB IN : King, Katie
00:4			SUB OUT: Summarell, Katlin
00:2			FOUL by Daniel, McClain (P2T12)
00:2			MISSED FT SHOT by Jones, Anna
00:2			REBOUND (OFF) by (DEADBALL)
00:2	31-34	V 3	GOOD! FT SHOT by Jones, Anna
00:2			TIMEOUT 30sec
00:2			SUB IN : Summarell, Katlin
00:2			SUB OUT: King, Katie
00:1			MISSED 3 PTR by Daniel, McClain
00:1			BLOCK by Tenpenny, Taylor
00:0			REBOUND (DEF) by Jones, Anna

4th period-only	In Paint	Off T/O	2nd Chance	Fast Break	Bench
USJ	4	3	0	0	0
BGA Girls	0	5	6	0	0

Official Basketball Box Score -- 1st Period-Only
USJ vs BGA Girls
03032017 01:15 PM at Lipscomb Univ.

USJ 9 • 29-3

##	Player		Total FG-FGA	3-Ptr FG-FGA	FT-FTA	Rebounds Off	Def	Tot	PF	TP	A	TO	Blk	Stl	Min
04	Williams, Morgan	*	0-0	0-0	0-2	0	0	0	0	0	1	1	0	0	5
11	Pickens, Kallie	*	0-0	0-0	0-0	0	3	3	1	0	1	2	0	1	5
25	Jones, Anna	*	1-4	0-2	0-0	0	1	1	0	2	0	0	0	3	5
40	Tenpenny, Taylor	*	0-1	0-0	0-0	0	1	1	1	0	0	0	0	0	5
41	Hulme, Ashton	*	3-5	0-2	1-1	0	0	0	0	7	0	1	0	0	6
05	Jones, Emily		0-1	0-1	0-0	0	0	0	1	0	0	0	0	0	2
24	Lewis, Claire		0-0	0-0	0-0	0	0	0	0	0	0	0	0	0	0+
33	Stallings, Sophie		0-0	0-0	0-0	0	0	0	0	0	0	0	0	0	2
34	Kwasigroh, Kaleigh		0-0	0-0	0-0	0	0	0	0	0	0	1	0	0	2
45	Hensley, Sarah		0-0	0-0	0-0	0	0	0	0	0	0	0	0	0	1
50	Homberg, Lillie		0-0	0-0	0-0	0	0	0	1	0	0	0	0	1	2
	Team					1	0	1							
	Totals		4-11	0-5	1-3	1	5	6	4	9	2	5	0	5	-

FG %:	4-11	36.4%
3FG %:	0-5	0.0%
FT %:	1-3	33.3%

Deadball Rebounds
1

BGA Girls 4 • 16-12

##	Player		Total FG-FGA	3-Ptr FG-FGA	FT-FTA	Rebounds Off	Def	Tot	PF	TP	A	TO	Blk	Stl	Min
10	Ledman, Maddie	*	0-2	0-1	0-0	0	1	1	0	0	1	2	0	1	5
13	Daniel, McClain	*	1-4	1-3	0-0	1	0	1	0	3	0	0	1	0	8
30	Cowie, Allison	*	0-1	0-0	0-0	1	3	4	0	0	0	5	0	3	8
32	King, Katie	*	0-0	0-0	1-2	0	2	2	1	1	0	0	0	0	4
43	Keller, Kyah	*	0-0	0-0	0-0	0	0	0	1	0	0	1	0	0	6
03	Summarell, Katlin		0-0	0-0	0-0	0	0	0	1	0	0	1	0	0	2
14	Mcconnell, Maggie		0-0	0-0	0-0	0	0	0	1	0	0	1	0	0	1
22	Gallimore, Ella Rose		0-0	0-0	0-0	0	1	1	1	0	0	0	0	0	4
	Team					0	0	0							
	Totals		1-7	1-4	1-2	2	7	9	5	4	1	10	1	4	-

FG %:	1-7	14.3%
3FG %:	1-4	25.0%
FT %:	1-2	50.0%

Deadball Rebounds
0

Officials:
Technical fouls: USJ-None. BGA Girls-None.
Attendance:

Score by periods	1st	2nd	3rd	4th	Total
USJ	9	0	0	0	9
BGA Girls	4	0	0	0	4

Points	In Paint	Off T/O	2nd Chance	Fast Break	Bench
USJ	8	6	2	2	0
BGA	0	0	1	0	0

Last FG - USJ 1st-02:14, BGA 1st-06:22.
Largest lead - USJ by 5 1st-02:14, BGA by 2 1st-04:09.
USJ led for 27:53. BGA led for 02:25. Game was tied for -6:-34.

Score tied - 1 time.
Lead changed - 2 times.

Official Basketball Box Score -- 2nd Period-Only
USJ vs BGA Girls
03032017 01:15 PM at Lipscomb Univ.

USJ 9 • 29-3

##	Player		Total FG-FGA	3-Ptr FG-FGA	FT-FTA	Rebounds Off	Def	Tot	PF	TP	A	TO	Blk	Stl	Min
04	Williams, Morgan	*	0-2	0-1	0-0	0	0	0	2	0	1	0	0	0	5
11	Pickens, Kallie	*	0-2	0-0	0-0	0	0	0	1	0	0	0	0	2	4
25	Jones, Anna	*	0-5	0-1	3-4	0	7	7	0	3	0	0	0	0	8
40	Tenpenny, Taylor	*	1-1	0-0	2-2	1	0	1	1	4	0	0	0	1	6
41	Hulme, Ashton	*	1-2	0-0	0-0	0	3	3	1	2	0	1	0	0	6
05	Jones, Emily		0-1	0-1	0-0	0	0	0	0	0	0	0	0	1	2
22	Cherry, Olivia		0-0	0-0	0-0	0	0	0	0	0	0	1	0	0	-
33	Stallings, Sophie		0-0	0-0	0-0	0	0	0	0	0	0	0	0	0	3
34	Kwasigroh, Kaleigh		0-0	0-0	0-0	0	0	0	0	0	0	1	0	0	1
45	Hensley, Sarah		0-0	0-0	0-0	0	0	0	1	0	0	1	0	0	1
50	Homberg, Lillie		0-0	0-0	0-0	0	0	0	0	0	0	0	0	0	0+
	Team					0	0	0							
	Totals		2-13	0-3	5-6	1	10	11	6	9	1	4	0	4	-

FG %:	2-13	15.4%
3FG %:	0-3	0.0%
FT %:	5-6	83.3%

Deadball Rebounds
1

BGA Girls 8 • 16-12

##	Player		Total FG-FGA	3-Ptr FG-FGA	FT-FTA	Rebounds Off	Def	Tot	PF	TP	A	TO	Blk	Stl	Min
10	Ledman, Maddie	*	0-1	0-0	0-0	0	3	3	1	0	1	1	1	0	8
13	Daniel, McClain	*	0-2	0-1	0-2	0	0	0	0	0	1	1	0	0	8
30	Cowie, Allison	*	1-5	0-3	0-0	0	5	5	1	2	0	0	0	0	7
43	Keller, Kyah	*	1-2	0-0	0-0	0	1	1	0	2	0	0	0	0	8
03	Summarell, Katlin		1-1	0-0	0-1	1	0	1	0	2	0	2	0	0	2
14	Mcconnell, Maggie		0-0	0-0	2-3	0	1	1	1	2	0	0	0	0	0+
22	Gallimore, Ella Rose		0-1	0-0	0-0	1	0	1	0	0	0	0	0	0	5
	Team					0	0	0							
	Totals		3-12	0-4	2-6	2	10	12	3	8	2	4	1	0	-

FG %:	3-12	25.0%
3FG %:	0-4	0.0%
FT %:	2-6	33.3%

Deadball Rebounds
1

Officials:
Technical fouls: USJ-None. BGA Girls-None.
Attendance:

Score by periods	1st	2nd	3rd	4th	Total
USJ	0	9	0	0	9
BGA Girls	0	8	0	0	8

Points	In Paint	Off T/O	2nd Chance	Fast Break	Bench
USJ	4	0	2	0	0
BGA	6	2	0	2	4

Last FG - USJ 2nd-02:28, BGA 2nd-01:33.
Largest lead - USJ by 10 2nd-02:28, BGA by 2 1st-04:09.
USJ led for 16:00. BGA led for 00:00. Game was tied for 00:00.

Score tied - 0 times.
Lead changed - 0 times.

Official Basketball Box Score -- 3rd Period-Only
USJ vs BGA Girls
03032017 01:15 PM at Lipscomb Univ.

USJ 4 • 29-3

##	Player		Total FG-FGA	3-Ptr FG-FGA	FT-FTA	Rebounds Off	Def	Tot	PF	TP	A	TO	Blk	Stl	Min
04	Williams, Morgan	*	0-2	0-2	0-0	0	0	0	1	0	0	0	0	0	3
11	Pickens, Kallie	*	0-1	0-1	0-0	0	0	0	2	0	0	1	0	0	2
25	Jones, Anna	*	1-5	0-2	0-0	2	2	4	1	2	0	1	2	0	8
40	Tenpenny, Taylor	*	1-1	0-0	0-0	1	0	1	0	2	0	1	0	0	5
41	Hulme, Ashton	*	0-0	0-0	0-0	1	1	2	1	0	0	1	0	0	7
05	Jones, Emily		0-3	0-1	0-0	1	0	1	0	0	0	1	0	0	3
24	Lewis, Claire		0-0	0-0	0-0	0	0	0	0	0	0	0	0	2	3
33	Stallings, Sophie		0-1	0-1	0-0	1	0	1	0	0	0	0	0	1	5
50	Homberg, Lillie		0-1	0-1	0-0	0	0	0	1	0	0	1	0	0	1
	Team					1	0	1							
	Totals		2-14	0-8	0-0	7	3	10	6	4	0	6	2	3	-

FG %:	2-14	14.3%
3FG %:	0-8	0.0%
FT %:	0-0	0.0%

Deadball Rebounds
0

BGA Girls 5 • 16-12

##	Player		Total FG-FGA	3-Ptr FG-FGA	FT-FTA	Rebounds Off	Def	Tot	PF	TP	A	TO	Blk	Stl	Min
10	Ledman, Maddie	*	0-2	0-0	1-2	0	0	0	2	1	1	1	0	1	4
13	Daniel, McClain	*	0-2	0-1	0-0	0	1	1	1	0	0	1	0	0	8
30	Cowie, Allison	*	1-2	0-0	2-2	0	0	0	0	4	0	0	0	1	8
32	King, Katie	*	0-0	0-0	0-0	0	0	0	0	0	0	1	0	0	3
43	Keller, Kyah	*	0-1	0-0	0-2	1	0	1	2	0	0	0	0	0	3
03	Summarell, Katlin		0-0	0-0	0-0	0	0	0	0	0	0	1	0	0	3
11	Desoto, Reagan		0-0	0-0	0-0	0	0	0	0	0	0	1	0	0	-
14	Mcconnell, Maggie		0-1	0-0	0-0	1	0	1	0	0	0	1	0	1	4
22	Gallimore, Ella Rose		0-0	0-0	0-0	0	1	1	1	0	0	0	0	0	4
	Team					3	2	5							
	Totals		1-8	0-1	3-6	5	4	9	6	5	1	6	0	3	-

FG %:	1-8	12.5%
3FG %:	0-1	0.0%
FT %:	3-6	50.0%

Deadball Rebounds
2

Officials:
Technical fouls: USJ-None. BGA Girls-None.
Attendance:

Score by periods	1st	2nd	3rd	4th	Total
USJ	0	0	4	0	4
BGA Girls	0	0	5	0	5

Points	In Paint	Off T/O	2nd Chance	Fast Break	Bench
USJ	2	2	2	0	0
BGA	0	2	2	0	0

Last FG - USJ 3rd-04:25, BGA 3rd-04:46.
Largest lead - USJ by 10 2nd-02:28, BGA by 2 1st-04:09.
USJ led for 08:00. BGA led for 00:00. Game was tied for 00:00.

Score tied - 0 times.
Lead changed - 0 times.

Official Basketball Box Score -- 4th Period-Only
USJ vs BGA Girls
03032017 01:15 PM at Lipscomb Univ.

USJ 12 • 29-3

##	Player		Total FG-FGA	3-Ptr FG-FGA	FT-FTA	Rebounds Off	Def	Tot	PF	TP	A	TO	Blk	Stl	Min
04	Williams, Morgan	*	0-0	0-0	0-0	0	1	1	0	0	0	1	0	0	4
11	Pickens, Kallie	*	0-2	0-2	2-2	0	0	0	0	2	1	1	0	1	8
25	Jones, Anna	*	1-1	0-0	4-6	0	2	2	1	6	0	0	0	0	8
40	Tenpenny, Taylor	*	1-1	0-0	0-0	1	0	1	0	2	1	0	1	0	8
41	Hulme, Ashton	*	1-1	0-0	0-2	1	2	3	1	2	0	1	0	0	8
05	Jones, Emily		0-0	0-0	0-0	0	0	0	0	0	0	1	0	0	1
33	Stallings, Sophie		0-0	0-0	0-0	0	0	0	0	0	0	0	0	0	1
	Team					0	0	0							
	Totals		3-5	0-2	6-10	2	5	7	2	12	2	4	1	1	-

FG %:	3-5	60.0%
3FG %:	0-2	0.0%
FT %:	6-10	60.0%

Deadball Rebounds
2

BGA Girls 14 • 16-12

##	Player		Total FG-FGA	3-Ptr FG-FGA	FT-FTA	Rebounds Off	Def	Tot	PF	TP	A	TO	Blk	Stl	Min
10	Ledman, Maddie	*	1-2	1-1	0-0	0	0	0	2	3	0	0	0	1	4
13	Daniel, McClain	*	2-4	1-3	0-0	0	0	0	1	5	0	0	0	1	8
30	Cowie, Allison	*	1-3	1-3	1-2	0	0	0	1	4	1	1	0	1	8
32	King, Katie	*	0-0	0-0	0-0	0	0	0	0	0	0	0	0	0	0+
43	Keller, Kyah	*	0-1	0-0	2-2	1	2	3	0	2	2	0	0	0	8
03	Summarell, Katlin		0-0	0-0	0-0	1	0	1	1	0	0	1	0	0	3
22	Gallimore, Ella Rose		0-1	0-0	0-0	0	0	0	1	0	0	0	0	0	8
	Team					1	0	1							
	Totals		4-11	3-7	3-4	3	2	5	6	14	3	2	0	3	-

FG %:	4-11	36.4%
3FG %:	3-7	42.9%
FT %:	3-4	75.0%

Deadball Rebounds
0

Officials:
Technical fouls: USJ-None. BGA Girls-None.
Attendance:

Score by periods	1st	2nd	3rd	4th	Total
USJ	0	0	0	12	12
BGA Girls	0	0	0	14	14

Points	In Paint	Off T/O	2nd Chance	Fast Break	Bench
USJ	4	3	0	0	0
BGA	0	5	6	0	0

Last FG - USJ 4th-01:42, BGA 4th-01:25.
Largest lead - USJ by 10 2nd-02:28, BGA by 2 1st-04:09.
USJ led for 00:00. BGA led for 00:00. Game was tied for 00:00.

Score tied - 0 times.
Lead changed - 0 times.

Official Basketball Box Score -- Game Totals -- Final Statistics
USJ vs Northpoint Christian
3042017 5:30 PM at Lipscomb Univ.

USJ 54 • 29-4

##	Player		Total FG-FGA	3-Ptr FG-FGA	FT-FTA	Rebounds Off	Def	Tot	PF	TP	A	TO	Blk	Stl	Min
04	Williams, Morgan	*	0-2	0-2	1-2	1	0	1	3	1	0	4	0	1	13
11	Pickens, Kallie	*	1-9	0-2	2-2	2	0	2	1	4	3	6	0	1	26
25	Jones, Anna	*	6-16	0-1	5-8	1	5	6	5	17	3	2	1	1	29
40	Tenpenny, Taylor	*	1-3	0-0	0-0	2	2	4	4	2	1	1	0	1	29
41	Hulme, Ashton	*	7-9	1-2	2-2	3	2	5	3	17	1	1	0	0	25
05	Jones, Emily		0-2	0-0	4-4	1	0	1	0	4	0	3	0	3	8
24	Lewis, Claire		0-0	0-0	0-0	1	0	1	0	0	0	0	0	0	0
33	Stallings, Sophie		3-7	1-2	0-0	1	2	3	2	7	0	0	0	1	18
34	Kwasigroh, Kaleigh		0-0	0-0	0-0	0	0	0	1	0	0	0	0	0	0+
45	Hensley, Sarah		1-2	0-0	0-0	0	0	0	1	2	0	0	0	0	8
50	Homberg, Lillie		0-1	0-1	0-0	0	0	0	0	0	0	0	0	0	4
	Team					2	2	4							
	Totals		19-51	2-10	14-18	14	13	27	20	54	8	17	1	8	160

	1st		2nd		3rd		4th		Game		Deadball Rebounds
FG %:	7-16	43.8%	3-12	25.0%	4-11	36.4%	5-12	41.7%	19-51	37.3%	1
3FG %:	0-2	0.0%	0-3	0.0%	2-4	50.0%	0-1	0.0%	2-10	20.0%	
FT %:	2-4	50.0%	4-4	100.0%	6-8	75.0%	2-2	100.0%	14-18	77.8%	

Northpoint Christian 70 • 28-2

##	Player		Total FG-FGA	3-Ptr FG-FGA	FT-FTA	Rebounds Off	Def	Tot	PF	TP	A	TO	Blk	Stl	Min
10	Baker, Ashtyn	*	9-16	0-1	7-8	0	6	6	1	25	4	4	0	6	31
22	Gross, Lauren	*	2-8	1-5	1-2	2	3	5	1	6	3	3	1	1	31
23	Shafer, Hannah	*	3-6	0-0	1-2	1	4	5	4	7	2	2	0	0	21
24	Wells, Jade	*	6-9	0-0	5-6	5	3	8	2	17	2	0	0	1	31
30	Whiteside, Lindsey	*	5-7	3-5	2-2	1	5	6	3	15	4	1	0	0	31
01	Richardson, Gigi		0-0	0-0	0-0	0	0	0	0	0	0	1	0	0	1
11	Brown, Micaela		0-1	0-0	0-0	1	0	1	3	0	0	1	0	1	9
13	Sowell, Hadie		0-0	0-0	0-0	0	0	0	0	0	0	0	0	0	1
14	Swindoll, Caroline		0-0	0-0	0-0	0	0	0	1	0	0	1	0	0	1
21	McKay, Amara		0-0	0-0	0-0	0	0	0	1	0	0	0	0	0	3
	Team					0	1	1				1			
	Totals		25-47	4-11	16-20	10	22	32	16	70	15	14	1	9	160

	1st		2nd		3rd		4th		Game		Deadball Rebounds
FG %:	4-8	50.0%	6-13	46.2%	8-16	50.0%	7-10	70.0%	25-47	53.2%	2
3FG %:	0-0	0.0%	0-4	0.0%	4-7	57.1%	0-0	0.0%	4-11	36.4%	
FT %:	9-9	100.0%	4-6	66.7%	2-2	100.0%	1-3	33.3%	16-20	80.0%	

Officials:
Technical fouls: USJ-None. Northpoint Christian-None.
Attendance:
A Girls All-Tournament:Allison Cowie - BGA;Lindsey Whiteside - Northpoint Christian;Ashton Hulme - USJ; MVP Ashtyn Baker - Northpoint Christian; Anna Jones - USJ; Lauren Gross - Northpoint Christian; Jade Wells - Northpoint Christian

Score by periods	1st	2nd	3rd	4th	Total
USJ	16	10	16	12	54
Northpoint Christian	17	16	22	15	70

Points	In Paint	Off T/O	2nd Chance	Fast Break	Bench
USJ	28	16	10	2	13
NPOINT	38	24	9	12	0

Last FG - USJ 4th-00:11, NPOINT 4th-01:39.
Largest lead - USJ by 5 1st-02:56, NPOINT by 20 4th-01:39.
USJ led for 05:51. NPOINT led for 25:35. Game was tied for 00:34.

Score tied - 2 times.
Lead changed - 2 times.

USJ vs Northpoint Christian
3042017 5:30 PM at Lipscomb Univ.
1st PERIOD Play-by-Play (Page 1)

Time	Score	Margi	HOME/VISITOR
07:5			TURNOVR by Shafer, Hannah
07:4			MISSED 3 PTR by Williams, Morgan
07:4			REBOUND (OFF) by Hulme, Ashton
07:4			MISSED JUMPER by Jones, Anna
07:4			REBOUND (DEF) by Shafer, Hannah
07:3			FOUL by Tenpenny, Taylor (P1T1)
07:3	1-0	H 1	GOOD! FT SHOT by Baker, Ashtyn
07:3	2-0	H 2	GOOD! FT SHOT by Baker, Ashtyn
07:2			FOUL by Shafer, Hannah (P1T1)
07:2			MISSED FT SHOT by Jones, Anna
07:2			REBOUND (OFF) by (DEADBALL)
07:2	2-1	H 1	GOOD! FT SHOT by Jones, Anna
07:1			TURNOVR by Gross, Lauren
07:1			STEAL by Tenpenny, Taylor
07:0	2-3	V 1	GOOD! LAYUP by Hulme, Ashton [PNT]
06:4			MISSED JUMPER by Baker, Ashtyn
06:4			REBOUND (DEF) by Jones, Anna
06:4	2-5	V 3	GOOD! JUMPER by Pickens, Kallie
06:4			ASSIST by Jones, Anna
06:2			TURNOVR by Baker, Ashtyn
06:2			STEAL by Jones, Anna
06:2			TIMEOUT 30sec
06:2			TURNOVR by Williams, Morgan
06:2			STEAL by Baker, Ashtyn
06:1			FOUL by Williams, Morgan (P1T2)
06:1	4-5	V 1	GOOD! LAYUP by Baker, Ashtyn [PNT]
06:1			FOUL by Hulme, Ashton (P1T3)
06:1	5-5	T 1	GOOD! FT SHOT by Baker, Ashtyn
06:0	5-7	V 2	GOOD! LAYUP by Jones, Anna [FB/PNT]
05:4			MISSED JUMPER by Shafer, Hannah
05:4			REBOUND (DEF) by (TEAM)
05:2			MISSED 3 PTR by Jones, Anna
05:2			REBOUND (DEF) by Baker, Ashtyn
05:1			MISSED JUMPER by Baker, Ashtyn
05:1			REBOUND (DEF) by Hulme, Ashton
05:1			FOUL by Wells, Jade (P1T2)
05:0			FOUL by Baker, Ashtyn (P1T3)
05:0	5-8	V 3	GOOD! FT SHOT by Jones, Anna
05:0			MISSED FT SHOT by Jones, Anna
05:0			REBOUND (DEF) by Baker, Ashtyn
05:0			FOUL by Hulme, Ashton (P2T4)
04:4			TURNOVR by Gross, Lauren
04:4			STEAL by Williams, Morgan
04:4			TURNOVR by Williams, Morgan
04:4			STEAL by Baker, Ashtyn
04:4			FOUL by Williams, Morgan (P2T5)
04:4			SUB IN : Hensley, Sarah
04:4			SUB IN : Stallings, Sophie
04:4			SUB OUT: Williams, Morgan
04:4			SUB OUT: Hulme, Ashton
04:3			MISSED JUMPER by Shafer, Hannah
04:3			REBOUND (DEF) by Stallings, Sophie
04:3			FOUL by Whiteside, Lindsey (P1T4)
04:2			MISSED LAYUP by Jones, Anna
04:2			REBOUND (DEF) by Whiteside, Lindsey
04:0			TIMEOUT MEDIA
03:4			TURNOVR by Baker, Ashtyn
03:0			MISSED LAYUP by Pickens, Kallie
03:0			REBOUND (OFF) by Tenpenny, Taylor
02:5	5-10	V 5	GOOD! LAYUP by Tenpenny, Taylor [PNT]
02:4	7-10	V 3	GOOD! JUMPER by Shafer, Hannah
02:4			ASSIST by Whiteside, Lindsey
02:3			MISSED JUMPER by Jones, Anna
02:3			REBOUND (DEF) by Baker, Ashtyn
02:2	9-10	V 1	GOOD! LAYUP by Baker, Ashtyn [FB/PNT]
02:1			MISSED LAYUP by Pickens, Kallie
02:1			REBOUND (OFF) by Stallings, Sophie
01:4	9-12	V 3	GOOD! LAYUP by Hensley, Sarah [PNT]
01:3			FOUL by Hensley, Sarah (P1T6)
01:2	11-12	V 1	GOOD! JUMPER by Gross, Lauren [PNT]
01:2			TURNOVR by Pickens, Kallie
01:2			STEAL by Baker, Ashtyn
01:0			FOUL by Jones, Anna (P1T7)
01:0	12-12	T 2	GOOD! FT SHOT by Whiteside, Lindsey
01:0	13-12	H 1	GOOD! FT SHOT by Whiteside, Lindsey
00:5			MISSED JUMPER by Pickens, Kallie
00:5			REBOUND (OFF) by (TEAM)
00:5			MISSED LAYUP by Pickens, Kallie
00:5			REBOUND (DEF) by Shafer, Hannah
00:4			SUB IN : Kwasigroh, Kaleigh
00:4			SUB IN : Jones, Emily
00:4			SUB OUT: Tenpenny, Taylor
00:4			SUB OUT: Pickens, Kallie
00:4			FOUL by Kwasigroh, Kaleigh (P1T8)
00:4	14-12	H 2	GOOD! FT SHOT by Wells, Jade
00:4	15-12	H 3	GOOD! FT SHOT by Wells, Jade
00:4			SUB IN : Tenpenny, Taylor
00:4			SUB OUT: Kwasigroh, Kaleigh
00:3	15-14	H 1	GOOD! JUMPER by Jones, Anna [PNT]
00:0			FOUL by Tenpenny, Taylor (P2T9)
00:0	16-14	H 2	GOOD! FT SHOT by Baker, Ashtyn
00:0	17-14	H 3	GOOD! FT SHOT by Baker, Ashtyn
00:0			SUB IN : Pickens, Kallie
00:0			SUB OUT: Jones, Anna
00:0			SUB IN : Brown, Micaela
00:0			SUB OUT: Gross, Lauren
00:0	17-16	H 1	GOOD! JUMPER by Stallings, Sophie
00:0			ASSIST by Pickens, Kallie

1st period-only	In Paint	Off T/O	2nd Chance	Fast Break	Bench
USJ	10	4	4	2	4
Northpoint Christian	6	5	0	2	0

USJ vs Northpoint Christian
3042017 5:30 PM at Lipscomb Univ.
2nd PERIOD Play-by-Play (Page 1)

Time	Score	Margi	HOME/VISITOR
08:0			SUB IN : Stallings, Sophie
08:0			SUB OUT: Williams, Morgan
07:4			MISSED LAYUP by Jones, Anna
07:4			REBOUND (DEF) by Wells, Jade
07:3			MISSED 3 PTR by Gross, Lauren
07:3			REBOUND (OFF) by Shafer, Hannah
07:3			FOUL by Jones, Anna (P2T10)
07:3			MISSED FT SHOT by Shafer, Hannah
07:3			REBOUND (OFF) by (DEADBALL)
07:3	18-16	H 2	GOOD! FT SHOT by Shafer, Hannah
07:1			TURNOVR by Tenpenny, Taylor
07:0	20-16	H 4	GOOD! LAYUP by Baker, Ashtyn [FB/PNT]
07:0			TIMEOUT TEAM
06:5			MISSED JUMPER by Jones, Anna
06:5			REBOUND (OFF) by Pickens, Kallie
06:3			MISSED JUMPER by Tenpenny, Taylor
06:3			REBOUND (DEF) by Whiteside, Lindsey
06:2	22-16	H 6	GOOD! LAYUP by Baker, Ashtyn [PNT]
06:2			ASSIST by Shafer, Hannah
06:0			MISSED 3 PTR by Pickens, Kallie
06:0			REBOUND (DEF) by Baker, Ashtyn
05:5			SUB IN : Williams, Morgan
05:5			SUB IN : Homberg, Lillie
05:5			SUB OUT: Stallings, Sophie
05:5			SUB OUT: Pickens, Kallie
05:5	24-16	H 8	GOOD! LAYUP by Baker, Ashtyn [PNT]
05:3			FOUL by Whiteside, Lindsey (P2T5)
05:3			MISSED LAYUP by Jones, Anna
05:3			REBOUND (DEF) by Whiteside, Lindsey
05:0			MISSED 3 PTR by Gross, Lauren
05:0			REBOUND (DEF) by Hulme, Ashton
04:5			MISSED 3 PTR by Hulme, Ashton
04:5			REBOUND (OFF) by (TEAM)
04:4			MISSED 3 PTR by Homberg, Lillie
04:4			BLOCK by Gross, Lauren
04:3			REBOUND (DEF) by Gross, Lauren
04:3			MISSED 3 PTR by Whiteside, Lindsey
04:3			REBOUND (OFF) by Whiteside, Lindsey
04:2	26-16	H 10	GOOD! LAYUP by Wells, Jade [PNT]
04:2			ASSIST by Whiteside, Lindsey
04:1			TURNOVR by Williams, Morgan
04:1			TIMEOUT MEDIA
04:1			SUB IN : Jones, Emily
04:1			SUB IN : Pickens, Kallie
04:1			SUB OUT: Williams, Morgan
04:1			SUB OUT: Homberg, Lillie
03:5			TURNOVR by Shafer, Hannah
03:4			STEAL by Jones, Emily
03:3	26-18	H 8	GOOD! LAYUP by Hulme, Ashton [PNT]
03:3			FOUL by Shafer, Hannah (P2T6)
03:3	26-19	H 7	GOOD! FT SHOT by Hulme, Ashton
03:1	28-19	H 9	GOOD! JUMPER by Shafer, Hannah
03:1			ASSIST by Gross, Lauren
03:0			MISSED JUMPER by Jones, Emily
03:0			REBOUND (DEF) by Baker, Ashtyn
02:5			TURNOVR by Whiteside, Lindsey
02:2	28-21	H 7	GOOD! LAYUP by Hulme, Ashton [PNT]
02:2			ASSIST by Tenpenny, Taylor
02:2			FOUL by Shafer, Hannah (P3T7)
02:2	28-22	H 6	GOOD! FT SHOT by Hulme, Ashton
02:2			SUB IN : Brown, Micaela
02:2			SUB OUT: Shafer, Hannah
02:0			MISSED JUMPER by Baker, Ashtyn
02:0			REBOUND (OFF) by Gross, Lauren
01:5			MISSED LAYUP by Gross, Lauren
01:5			REBOUND (OFF) by Wells, Jade
01:4			FOUL by Pickens, Kallie (P1T11)
01:4	29-22	H 7	GOOD! FT SHOT by Gross, Lauren
01:4			MISSED FT SHOT by Gross, Lauren
01:4			REBOUND (OFF) by Wells, Jade
01:4			MISSED JUMPER by Wells, Jade
01:4			BLOCK by Jones, Anna
01:3			REBOUND (DEF) by Jones, Anna
01:3			TURNOVR by Pickens, Kallie
01:3			STEAL by Gross, Lauren
01:2			MISSED 3 PTR by Gross, Lauren
01:2			REBOUND (DEF) by Tenpenny, Taylor
01:1			FOUL by Brown, Micaela (P1T8)
01:1	29-23	H 6	GOOD! FT SHOT by Jones, Emily
01:1	29-24	H 5	GOOD! FT SHOT by Jones, Emily
01:1			SUB IN : Stallings, Sophie
01:1			SUB OUT: Pickens, Kallie
00:4			TURNOVR by Gross, Lauren
00:3			STEAL by Jones, Emily
00:3			TURNOVR by Jones, Emily
00:3			STEAL by Brown, Micaela
00:2			FOUL by Tenpenny, Taylor (P3T12)
00:2	30-24	H 6	GOOD! FT SHOT by Baker, Ashtyn
00:2	31-24	H 7	GOOD! FT SHOT by Baker, Ashtyn
00:2			SUB IN : Hensley, Sarah
00:2			SUB OUT: Tenpenny, Taylor
00:2			SUB IN : McKay, Amara
00:2			SUB OUT: Brown, Micaela
00:1			MISSED LAYUP by Stallings, Sophie
00:1			REBOUND (DEF) by Wells, Jade
00:1	33-24	H 9	GOOD! LAYUP by Baker, Ashtyn [FB/PNT]
00:0	33-26	H 7	GOOD! LAYUP by Jones, Anna [PNT]

2nd period-only	In Paint	Off T/O	2nd Chance	Fast Break	Bench
USJ	6	6	0	0	2
Northpoint Christian	10	4	4	4	0

USJ vs Northpoint Christian
3042017 5:30 PM at Lipscomb Univ.
3rd PERIOD Play-by-Play (Page 1)

Time	Score	Margi	HOME/VISITOR
07:4			MISSED 3 PTR by Williams, Morgan
07:4			REBOUND (DEF) by Gross, Lauren
07:2			MISSED JUMPER by Shafer, Hannah
07:2			REBOUND (DEF) by (TEAM)
07:1			TURNOVR by Pickens, Kallie
07:1			STEAL by Baker, Ashtyn
07:0			MISSED 3 PTR by Gross, Lauren
07:0			REBOUND (OFF) by Gross, Lauren
06:5			MISSED JUMPER by Gross, Lauren
06:5			REBOUND (DEF) by Jones, Anna
06:3			MISSED JUMPER by Tenpenny, Taylor
06:3			REBOUND (DEF) by Whiteside, Lindsey
06:3			TURNOVR by Baker, Ashtyn
06:3			STEAL by Pickens, Kallie
06:3			TURNOVR by Pickens, Kallie
05:5	36-26	H 10	GOOD! 3 PTR by Whiteside, Lindsey
05:5			ASSIST by Shafer, Hannah
05:5			FOUL by Shafer, Hannah (P4T1)
05:5	36-27	H 9	GOOD! FT SHOT by Jones, Anna
05:5	36-28	H 8	GOOD! FT SHOT by Jones, Anna
05:5			SUB IN : Brown, Micaela
05:5			SUB OUT: Shafer, Hannah
05:4	39-28	H 11	GOOD! 3 PTR by Whiteside, Lindsey
05:4			ASSIST by Baker, Ashtyn
05:3			FOUL by Jones, Anna (P3T1)
05:3			TURNOVR by Jones, Anna
05:1			MISSED 3 PTR by Baker, Ashtyn
05:1			REBOUND (DEF) by Jones, Anna
05:0			MISSED JUMPER by Jones, Anna
05:0			REBOUND (OFF) by Hulme, Ashton
04:5	39-30	H 9	GOOD! LAYUP by Hulme, Ashton [PNT]
04:4			MISSED JUMPER by Baker, Ashtyn
04:4			REBOUND (OFF) by Wells, Jade
04:3			TURNOVR by (TEAM)
04:3			FOUL by Brown, Micaela (P2T2)
04:2	39-32	H 7	GOOD! JUMPER by Hulme, Ashton [PNT]
04:2			ASSIST by Jones, Anna
04:1	42-32	H 10	GOOD! 3 PTR by Whiteside, Lindsey
04:1			ASSIST by Gross, Lauren
03:5			FOUL by Brown, Micaela (P3T3)
03:5	42-33	H 9	GOOD! FT SHOT by Williams, Morgan
03:5			MISSED FT SHOT by Williams, Morgan
03:5			REBOUND (OFF) by Williams, Morgan
03:5			SUB IN : McKay, Amara
03:5			SUB OUT: Brown, Micaela
03:4			FOUL by McKay, Amara (P1T4)
03:4			TIMEOUT MEDIA
03:4			SUB IN : Stallings, Sophie
03:4			SUB OUT: Williams, Morgan
03:4			MISSED 3 PTR by Stallings, Sophie
03:4			REBOUND (OFF) by Tenpenny, Taylor
03:4			FOUL by Gross, Lauren (P1T5)
03:3			MISSED JUMPER by Hulme, Ashton
03:3			REBOUND (DEF) by Whiteside, Lindsey
03:0	44-33	H 11	GOOD! LAYUP by Wells, Jade [PNT]
03:0			ASSIST by Whiteside, Lindsey
02:5	44-36	H 8	GOOD! 3 PTR by Stallings, Sophie
02:5			ASSIST by Hulme, Ashton
02:3	47-36	H 11	GOOD! 3 PTR by Gross, Lauren
02:3			ASSIST by Baker, Ashtyn
02:2			FOUL by Whiteside, Lindsey (P3T6)
02:2	47-37	H 10	GOOD! FT SHOT by Jones, Anna
02:2			MISSED FT SHOT by Jones, Anna
02:2			REBOUND (OFF) by Hulme, Ashton
02:2			SUB IN : Brown, Micaela
02:2			SUB OUT: McKay, Amara
02:1			FOUL by Wells, Jade (P2T7)
02:1	47-38	H 9	GOOD! FT SHOT by Pickens, Kallie
02:1	47-39	H 8	GOOD! FT SHOT by Pickens, Kallie

Time	Score	Margi	HOME/VISITOR
01:5			MISSED LAYUP by Brown, Micaela
01:5			REBOUND (DEF) by Stallings, Sophie
01:5	47-42	H 5	GOOD! 3 PTR by Hulme, Ashton
01:5			ASSIST by Pickens, Kallie
01:2			FOUL by Hulme, Ashton (P3T2)
01:2			MISSED 3 PTR by Whiteside, Lindsey
01:2			REBOUND (OFF) by Lewis, Claire
01:2			FOUL by Jones, Anna (P4T3)
01:1	49-42	H 7	GOOD! LAYUP by Whiteside, Lindsey [PNT]
01:0			TURNOVR by Jones, Anna
01:0			SUB IN : Jones, Emily
01:0			SUB OUT: Jones, Anna
00:5	51-42	H 9	GOOD! LAYUP by Wells, Jade [PNT]
00:5			ASSIST by Gross, Lauren
00:3			TURNOVR by Pickens, Kallie
00:2			MISSED LAYUP by Baker, Ashtyn
00:2			REBOUND (OFF) by Wells, Jade
00:2			FOUL by Stallings, Sophie (P1T4)
00:2	52-42	H 10	GOOD! FT SHOT by Wells, Jade
00:2	53-42	H 11	GOOD! FT SHOT by Wells, Jade
00:2			SUB IN : McKay, Amara
00:2			SUB OUT: Whiteside, Lindsey
00:2			MISSED LAYUP by Pickens, Kallie
00:2			REBOUND (OFF) by Jones, Emily
00:1			TURNOVR by Jones, Emily
00:1			STEAL by Baker, Ashtyn
00:1	55-42	H 13	GOOD! LAYUP by Baker, Ashtyn [FB/PNT]
00:0			MISSED LAYUP by Jones, Emily
00:0			REBOUND (DEF) by (TEAM)

3rd period-only	In Paint	Off T/O	2nd Chance	Fast Break	Bench
USJ	4	2	4	0	3
Northpoint Christian	8	9	2	2	0

USJ vs Northpoint Christian
3042017 5:30 PM at Lipscomb Univ.
4th PERIOD Play-by-Play (Page 1)

Time	Score	Margi	HOME/VISITOR
08:0			SUB IN : Brown, Micaela
08:0			SUB OUT: Shafer, Hannah
07:4	55-44	H 11	GOOD! JUMPER by Jones, Anna [PNT]
07:4			ASSIST by Pickens, Kallie
07:2	57-44	H 13	GOOD! LAYUP by Wells, Jade [PNT]
07:2			ASSIST by Whiteside, Lindsey
07:1			TIMEOUT TEAM
07:0	57-46	H 11	GOOD! LAYUP by Hulme, Ashton [PNT]
07:0			ASSIST by Jones, Anna
06:4			MISSED LAYUP by Baker, Ashtyn
06:4			REBOUND (OFF) by Brown, Micaela
06:3	59-46	H 13	GOOD! LAYUP by Baker, Ashtyn [PNT]
06:2			TURNOVR by Hulme, Ashton
06:2			STEAL by Wells, Jade
06:2	61-46	H 15	GOOD! LAYUP by Whiteside, Lindsey [FB/PNT]
06:2			ASSIST by Wells, Jade
06:0			TURNOVR by Williams, Morgan
06:0			STEAL by Baker, Ashtyn
06:0	63-46	H 17	GOOD! LAYUP by Baker, Ashtyn [FB/PNT]
05:4			MISSED 3 PTR by Pickens, Kallie
05:4			REBOUND (DEF) by Wells, Jade
05:4			FOUL by Williams, Morgan (P3T5)
05:4			SUB IN : Stallings, Sophie
05:4			SUB OUT: Williams, Morgan
05:4			SUB IN : Shafer, Hannah
05:4			SUB OUT: Brown, Micaela
05:2			MISSED LAYUP by Wells, Jade
05:2			REBOUND (DEF) by Jones, Anna
05:2			MISSED JUMPER by Stallings, Sophie
05:2			REBOUND (OFF) by Pickens, Kallie
05:1			MISSED LAYUP by Pickens, Kallie
05:1			REBOUND (DEF) by Baker, Ashtyn
05:0			FOUL by Stallings, Sophie (P2T6)
05:0			SUB IN : Hensley, Sarah
05:0			SUB OUT: Tenpenny, Taylor
04:5			TURNOVR by Baker, Ashtyn
04:1			MISSED JUMPER by Hensley, Sarah
04:1			REBOUND (DEF) by Shafer, Hannah
03:3	65-46	H 19	GOOD! LAYUP by Wells, Jade [PNT]
03:3			ASSIST by Baker, Ashtyn
03:2	65-48	H 17	GOOD! JUMPER by Jones, Anna
03:2			TIMEOUT TEAM
03:2			TIMEOUT MEDIA
03:2			SUB IN : Tenpenny, Taylor
03:2			SUB OUT: Hensley, Sarah
03:1	67-48	H 19	GOOD! LAYUP by Wells, Jade [PNT]
03:1			ASSIST by Baker, Ashtyn
03:0			MISSED JUMPER by Jones, Anna
03:0			REBOUND (OFF) by Jones, Anna
03:0	67-50	H 17	GOOD! LAYUP by Jones, Anna [PNT]
02:5			MISSED LAYUP by Wells, Jade
02:5			REBOUND (OFF) by Wells, Jade
02:4			FOUL by Tenpenny, Taylor (P4T7)
02:4			MISSED FT SHOT by Wells, Jade
02:4			REBOUND (OFF) by (DEADBALL)
02:4	68-50	H 18	GOOD! FT SHOT by Wells, Jade
02:2			MISSED JUMPER by Jones, Anna
02:2			REBOUND (DEF) by Shafer, Hannah
02:1			FOUL by Jones, Anna (P5T8)
02:1			MISSED FT SHOT by Baker, Ashtyn
02:1			REBOUND (DEF) by Tenpenny, Taylor
02:1			SUB IN : Williams, Morgan
02:1			SUB OUT: Jones, Anna
02:0			TURNOVR by Pickens, Kallie
01:3	70-50	H 20	GOOD! LAYUP by Shafer, Hannah [PNT]
01:3			ASSIST by Wells, Jade
01:3			TIMEOUT 30sec
01:3			SUB IN : Homberg, Lillie
01:3			SUB IN : Jones, Emily
01:3			SUB IN : Hensley, Sarah
01:3			SUB OUT: Tenpenny, Taylor
01:3			SUB OUT: Hulme, Ashton
01:3			SUB OUT: Pickens, Kallie
01:1			REBOUND (DEF) by Gross, Lauren
01:0			TIMEOUT 30sec
01:0			SUB IN : McKay, Amara
01:0			SUB IN : Swindoll, Caroline
01:0			SUB IN : Sowell, Hadie
01:0			SUB IN : Richardson, Gigi
01:0			SUB IN : Brown, Micaela
01:0			SUB OUT: Shafer, Hannah
01:0			SUB OUT: Whiteside, Lindsey
01:0			SUB OUT: Wells, Jade
01:0			SUB OUT: Gross, Lauren
01:0			SUB OUT: Baker, Ashtyn
00:5			TURNOVR by Richardson, Gigi
00:5			STEAL by Jones, Emily
00:5			FOUL by Swindoll, Caroline (P1T8)
00:5	70-51	H 19	GOOD! FT SHOT by Jones, Emily
00:5	70-52	H 18	GOOD! FT SHOT by Jones, Emily
00:4			TURNOVR by Swindoll, Caroline
00:2			TURNOVR by Jones, Emily
00:1			TURNOVR by Brown, Micaela
00:1			STEAL by Stallings, Sophie
00:1	70-54	H 16	GOOD! LAYUP by Stallings, Sophie [PNT]

4th period-only	In Paint	Off T/O	2nd Chance	Fast Break	Bench
USJ	8	4	2	0	4
Northpoint Christian	14	6	3	4	0

Official Basketball Box Score -- 1st Period-Only
USJ vs Northpoint Christian
3042017 5:30 PM at Lipscomb Univ.

USJ 16 • 29-4

##	Player		Total FG-FGA	3-Ptr FG-FGA	FT-FTA	Rebounds Off	Def	Tot	PF	TP	A	TO	Blk	Stl	Min
04	Williams, Morgan	*	0-1	0-1	0-0	0	0	0	2	0	0	2	0	1	3
11	Pickens, Kallie	*	1-5	0-0	0-0	0	0	0	0	2	1	1	0	0	7
25	Jones, Anna	*	2-6	0-1	2-4	0	1	1	1	6	1	0	0	1	7
40	Tenpenny, Taylor	*	1-1	0-0	0-0	1	0	1	2	2	0	0	0	1	7
41	Hulme, Ashton	*	1-1	0-0	0-0	1	1	2	2	2	0	0	0	0	3
05	Jones, Emily		0-0	0-0	0-0	0	0	0	0	0	0	0	0	0	0+
33	Stallings, Sophie		1-1	0-0	0-0	1	1	2	0	2	0	0	0	0	4
34	Kwasigroh, Kaleigh		0-0	0-0	0-0	0	0	0	1	0	0	0	0	0	0+
45	Hensley, Sarah		1-1	0-0	0-0	0	0	0	1	2	0	0	0	0	4
	Team					1	1	2							
	Totals		7-16	0-2	2-4	4	4	8	9	16	2	3	0	3	-

FG %: 7-16 43.8%
3FG %: 0-2 0.0%
FT %: 2-4 50.0%

Deadball Rebounds
1

Northpoint Christian 17 • 28-2

##	Player		Total FG-FGA	3-Ptr FG-FGA	FT-FTA	Rebounds Off	Def	Tot	PF	TP	A	TO	Blk	Stl	Min
10	Baker, Ashtyn	*	2-4	0-0	5-5	0	3	3	1	9	0	2	0	3	8
22	Gross, Lauren	*	1-1	0-0	0-0	0	0	0	0	2	0	2	0	0	7
23	Shafer, Hannah	*	1-3	0-0	0-0	0	2	2	1	2	0	1	0	0	8
24	Wells, Jade	*	0-0	0-0	2-2	0	0	0	1	2	0	0	0	0	8
30	Whiteside, Lindsey	*	0-0	0-0	2-2	0	1	1	1	2	1	0	0	0	8
11	Brown, Micaela		0-0	0-0	0-0	0	0	0	0	0	0	0	0	0	0+
	Team					0	0	0							
	Totals		4-8	0-0	9-9	0	6	6	4	17	1	5	0	3	-

FG %: 4-8 50.0%
3FG %: 0-0 0.0%
FT %: 9-9 100.0%

Deadball Rebounds
0

Officials:
Technical fouls: USJ-None. Northpoint Christian-None.
Attendance:
A Girls All-Tournament:Allison Cowie - BGA;Lindsey Whiteside - Northpoint Christian;Ashton Hulme - USJ; MVP Ashtyn Baker - Northpoint Christian; Anna Jones - USJ; Lauren Gross - Northpoint Christian; Jade Wells - Northpoint Christian

Score by periods	1st	2nd	3rd	4th	Total
USJ	16	0	0	0	16
Northpoint Christian	17	0	0	0	17

Points	In Paint	Off T/O	2nd Chance	Fast Break	Bench
USJ	10	4	4	2	4
NPOINT	6	5	0	2	0

Last FG - USJ 1st-00:01, NPOINT 1st-01:27.
Largest lead - USJ by 5 1st-02:56, NPOINT by 3 1st-00:41.
USJ led for 05:51. NPOINT led for 25:35. Game was tied for -7:-26.

Score tied - 2 times.
Lead changed - 2 times.

Official Basketball Box Score -- 2nd Period-Only
USJ vs Northpoint Christian
3042017 5:30 PM at Lipscomb Univ.

USJ 10 • 29-4

##	Player		Total FG-FGA	3-Ptr FG-FGA	FT-FTA	Rebounds Off	Def	Tot	PF	TP	A	TO	Blk	Stl	Min
04	Williams, Morgan	*	0-0	0-0	0-0	0	0	0	0	0	0	1	0	0	1
11	Pickens, Kallie	*	0-1	0-1	0-0	1	0	1	1	0	0	1	0	0	5
25	Jones, Anna	*	1-4	0-0	0-0	0	1	1	1	2	0	0	1	0	8
40	Tenpenny, Taylor	*	0-1	0-0	0-0	0	1	1	1	0	1	1	0	0	7
41	Hulme, Ashton	*	2-3	0-1	2-2	0	1	1	0	6	0	0	0	0	8
05	Jones, Emily		0-1	0-0	2-2	0	0	0	0	2	0	1	0	2	4
33	Stallings, Sophie		0-1	0-0	0-0	0	0	0	0	0	0	0	0	0	3
45	Hensley, Sarah		0-0	0-0	0-0	0	0	0	0	0	0	0	0	0	0+
50	Homberg, Lillie		0-1	0-1	0-0	0	0	0	0	0	0	0	0	0	1
	Team					1	0	1							
	Totals		3-12	0-3	4-4	2	3	5	3	10	1	4	1	2	-

FG %:	3-12	25.0%
3FG %:	0-3	0.0%
FT %:	4-4	100.0%

Deadball Rebounds
0

Northpoint Christian 16 • 28-2

##	Player		Total FG-FGA	3-Ptr FG-FGA	FT-FTA	Rebounds Off	Def	Tot	PF	TP	A	TO	Blk	Stl	Min
10	Baker, Ashtyn	*	4-5	0-0	2-2	0	2	2	0	10	0	0	0	0	8
22	Gross, Lauren	*	0-4	0-3	1-2	1	1	2	0	1	1	1	1	1	8
23	Shafer, Hannah	*	1-1	0-0	1-2	1	0	1	2	3	1	1	0	0	5
24	Wells, Jade	*	1-2	0-0	0-0	2	2	4	0	2	0	0	0	0	8
30	Whiteside, Lindsey	*	0-1	0-1	0-0	1	2	3	1	0	1	1	0	0	8
11	Brown, Micaela		0-0	0-0	0-0	0	0	0	1	0	0	0	0	1	1
21	McKay, Amara		0-0	0-0	0-0	0	0	0	0	0	0	0	0	0	0+
	Team					0	0	0							
	Totals		6-13	0-4	4-6	5	7	12	4	16	3	3	1	2	-

FG %:	6-13	46.2%
3FG %:	0-4	0.0%
FT %:	4-6	66.7%

Deadball Rebounds
1

Officials:
Technical fouls: USJ-None. Northpoint Christian-None.
Attendance:
A Girls All-Tournament:Allison Cowie - BGA;Lindsey Whiteside - Northpoint Christian;Ashton Hulme - USJ; MVP Ashtyn Baker - Northpoint Christian; Anna Jones - USJ; Lauren Gross - Northpoint Christian; Jade Wells - Northpoint Christian

Score by periods	1st	2nd	3rd	4th	Total
USJ	0	10	0	0	10
Northpoint Christian	0	16	0	0	16

Points	In Paint	Off T/O	2nd Chance	Fast Break	Bench
USJ	6	6	0	0	2
NPOINT	10	4	4	4	0

Last FG - USJ 2nd-00:02, NPOINT 2nd-00:12.
Largest lead - USJ by 5 1st-02:56, NPOINT by 10 2nd-04:26.
USJ led for 00:00. NPOINT led for 16:00. Game was tied for 00:00.

Score tied - 0 times.
Lead changed - 0 times.

Official Basketball Box Score -- 3rd Period-Only
USJ vs Northpoint Christian
3042017 5:30 PM at Lipscomb Univ.

USJ 16 • 29-4

##	Player		Total FG-FGA	3-Ptr FG-FGA	FT-FTA	Rebounds Off	Def	Tot	PF	TP	A	TO	Blk	Stl	Min
04	Williams, Morgan	*	0-1	0-1	1-2	1	0	1	0	1	0	0	0	0	4
11	Pickens, Kallie	*	0-1	0-0	2-2	0	0	0	0	2	1	3	0	1	8
25	Jones, Anna	*	0-1	0-0	3-4	0	2	2	2	3	1	2	0	0	6
40	Tenpenny, Taylor	*	0-1	0-0	0-0	1	0	1	0	0	0	0	0	0	8
41	Hulme, Ashton	*	3-4	1-1	0-0	2	0	2	1	7	1	0	0	0	8
05	Jones, Emily		0-1	0-0	0-0	1	0	1	0	0	0	1	0	0	1
24	Lewis, Claire		0-0	0-0	0-0	1	0	1	0	0	0	0	0	0	-
33	Stallings, Sophie		1-2	1-2	0-0	0	1	1	1	3	0	0	0	0	3
	Team					0	1	1							
	Totals		4-11	2-4	6-8	6	4	10	4	16	3	6	0	1	-

FG %:	4-11	36.4%
3FG %:	2-4	50.0%
FT %:	6-8	75.0%

Deadball Rebounds
0

Northpoint Christian 22 • 28-2

##	Player		Total FG-FGA	3-Ptr FG-FGA	FT-FTA	Rebounds Off	Def	Tot	PF	TP	A	TO	Blk	Stl	Min
10	Baker, Ashtyn	*	1-4	0-1	0-0	0	0	0	0	2	2	1	0	2	8
22	Gross, Lauren	*	1-3	1-2	0-0	1	1	2	1	3	2	0	0	0	8
23	Shafer, Hannah	*	0-1	0-0	0-0	0	0	0	1	0	1	0	0	0	2
24	Wells, Jade	*	2-2	0-0	2-2	2	0	2	1	6	0	0	0	0	8
30	Whiteside, Lindsey	*	4-5	3-4	0-0	0	2	2	1	11	1	0	0	0	7
11	Brown, Micaela		0-1	0-0	0-0	0	0	0	2	0	0	0	0	0	4
21	McKay, Amara		0-0	0-0	0-0	0	0	0	1	0	0	0	0	0	1
	Team					0	1	1				1			
	Totals		8-16	4-7	2-2	3	4	7	7	22	6	2	0	2	-

FG %:	8-16	50.0%
3FG %:	4-7	57.1%
FT %:	2-2	100.0%

Deadball Rebounds
0

Officials:
Technical fouls: USJ-None. Northpoint Christian-None.
Attendance:
A Girls All-Tournament:Allison Cowie - BGA;Lindsey Whiteside - Northpoint Christian;Ashton Hulme - USJ; MVP Ashtyn Baker - Northpoint Christian; Anna Jones - USJ; Lauren Gross - Northpoint Christian; Jade Wells - Northpoint Christian

Score by periods	1st	2nd	3rd	4th	Total
USJ	0	0	16	0	16
Northpoint Christian	0	0	22	0	22

Points	In Paint	Off T/O	2nd Chance	Fast Break	Bench
USJ	4	2	4	0	3
NPOINT	8	9	2	2	0

Last FG - USJ 3rd-01:50, NPOINT 3rd-00:10.
Largest lead - USJ by 5 1st-02:56, NPOINT by 13 3rd-00:10.
USJ led for 00:00. NPOINT led for 08:00. Game was tied for 00:00.

Score tied - 0 times.
Lead changed - 0 times.

Official Basketball Box Score -- 4th Period-Only
USJ vs Northpoint Christian
3042017 5:30 PM at Lipscomb Univ.

USJ 12 • 29-4

##	Player		Total FG-FGA	3-Ptr FG-FGA	FT-FTA	Rebounds Off	Def	Tot	PF	TP	A	TO	Blk	Stl	Min
04	Williams, Morgan	*	0-0	0-0	0-0	0	0	0	1	0	0	1	0	0	4
11	Pickens, Kallie	*	0-2	0-1	0-0	1	0	1	0	0	1	1	0	0	6
25	Jones, Anna	*	3-5	0-0	0-0	1	1	2	1	6	1	0	0	0	5
40	Tenpenny, Taylor	*	0-0	0-0	0-0	0	1	1	1	0	0	0	0	0	4
41	Hulme, Ashton	*	1-1	0-0	0-0	0	0	0	0	2	0	1	0	0	6
05	Jones, Emily		0-0	0-0	2-2	0	0	0	0	2	0	1	0	1	1
33	Stallings, Sophie		1-3	0-0	0-0	0	0	0	1	2	0	0	0	1	5
45	Hensley, Sarah		0-1	0-0	0-0	0	0	0	0	0	0	0	0	0	3
50	Homberg, Lillie		0-0	0-0	0-0	0	0	0	0	0	0	0	0	0	1
	Team					0	0	0							
	Totals		5-12	0-1	2-2	2	2	4	4	12	2	4	0	2	-

FG %:	5-12	41.7%
3FG %:	0-1	0.0%
FT %:	2-2	100.0%

Deadball Rebounds
0

Northpoint Christian 15 • 28-2

##	Player		Total FG-FGA	3-Ptr FG-FGA	FT-FTA	Rebounds Off	Def	Tot	PF	TP	A	TO	Blk	Stl	Min
10	Baker, Ashtyn	*	2-3	0-0	0-1	0	1	1	0	4	2	1	0	1	6
22	Gross, Lauren	*	0-0	0-0	0-0	0	1	1	0	0	0	0	0	0	6
23	Shafer, Hannah	*	1-1	0-0	0-0	0	2	2	0	2	0	0	0	0	4
24	Wells, Jade	*	3-5	0-0	1-2	1	1	2	0	7	2	0	0	1	6
30	Whiteside, Lindsey	*	1-1	0-0	0-0	0	0	0	0	2	1	0	0	0	6
01	Richardson, Gigi		0-0	0-0	0-0	0	0	0	0	0	0	1	0	0	1
11	Brown, Micaela		0-0	0-0	0-0	1	0	1	0	0	0	1	0	0	3
13	Sowell, Hadie		0-0	0-0	0-0	0	0	0	0	0	0	0	0	0	1
14	Swindoll, Caroline		0-0	0-0	0-0	0	0	0	1	0	0	1	0	0	1
21	McKay, Amara		0-0	0-0	0-0	0	0	0	0	0	0	0	0	0	1
	Team					0	0	0							
	Totals		7-10	0-0	1-3	2	5	7	1	15	5	4	0	2	-

FG %:	7-10	70.0%
3FG %:	0-0	0.0%
FT %:	1-3	33.3%

Deadball Rebounds
1

Officials:
Technical fouls: USJ-None. Northpoint Christian-None.
Attendance:
A Girls All-Tournament:Allison Cowie - BGA;Lindsey Whiteside - Northpoint Christian;Ashton Hulme - USJ; MVP Ashtyn Baker - Northpoint Christian; Anna Jones - USJ; Lauren Gross - Northpoint Christian; Jade Wells - Northpoint Christian

Score by periods	1st	2nd	3rd	4th	Total
USJ	0	0	0	12	12
Northpoint Christian	0	0	0	15	15

Points	In Paint	Off T/O	2nd Chance	Fast Break	Bench
USJ	8	4	2	0	4
NPOINT	14	6	3	4	0

Last FG - USJ 4th-00:11, NPOINT 4th-01:39.
Largest lead - USJ by 5 1st-02:56, NPOINT by 20 4th-01:39.
USJ led for 00:00. NPOINT led for 00:00. Game was tied for 00:00.

Score tied - 0 times.
Lead changed - 0 times.

2005 Class A State Girls' Basketball Tournament

March 16 - March 19, 2005 · Middle Tennessee State University - Murfreesboro

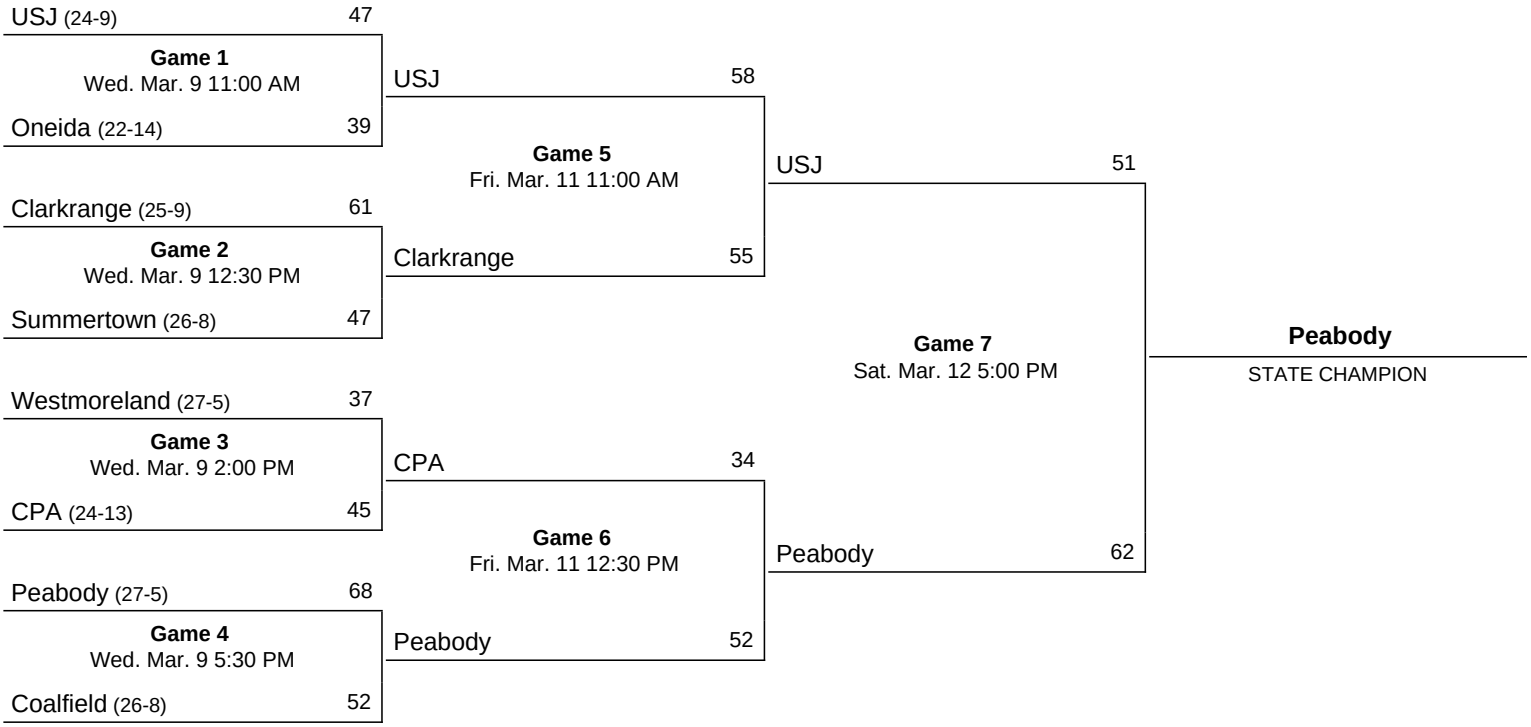

Official Basketball Box Score
Oneida High School vs University School of Jackson
3/9/05 11:00 AM at Murfreesboro,TN

VISITORS: Oneida High School 22-15

##	Player Name		TOT-FG FG-FGA	3-PT FG-FGA	FT-FTA	REBOUNDS OF	DE	TOT	PF	TP	A	TO	BLK	S	MIN
11	Melanie Phillips....	*	8-12	1-3	2-2	3	5	8	2	19	1	3	0	0	31
12	Chelsea Sexton.....	*	0-2	0-1	0-0	0	7	7	1	0	2	4	0	1	30
13	Brittany Chambers..	*	0-1	0-0	0-0	1	3	4	0	0	1	0	0	1	24
20	McKenzie Welch.....	*	5-8	0-1	0-1	1	2	3	5	10	0	3	0	0	29
23	Shanleigh Bond.....	*	3-10	1-7	0-0	1	1	2	2	7	0	3	1	2	24
10	Nicholeah Lay.....		1-4	0-3	1-2	3	2	5	3	3	0	6	0	1	16
24	Calie Terry.....		0-0	0-0	0-0	0	0	0	0	0	0	0	0	0	4
45	Kasie Lewallen.....		0-1	0-0	0-0	0	0	0	1	0	0	0	0	0	2
	TEAM.....					1	2	3							
	Totals.....		17-38	2-15	3-5	10	22	32	14	39	4	19	1	5	160

TOTAL FG% 1st Half: 7-17 41.2% 2nd Half: 10-21 47.6% Game: 44.7% DEADB
3-Pt. FG% 1st Half: 1-6 16.7% 2nd Half: 1-9 11.1% Game: 13.3% REBS
F Throw % 1st Half: 1-2 50.0% 2nd Half: 2-3 66.7% Game: 60.0% 0

HOME TEAM: University School of Jackson 25-9

##	Player Name		TOT-FG FG-FGA	3-PT FG-FGA	FT-FTA	REBOUNDS OF	DE	TOT	PF	TP	A	TO	BLK	S	MIN
10	Katie Brush.....	*	3-7	1-2	4-6	2	4	6	3	11	1	1	0	0	32
12	Jessie Metcalf.....	*	0-4	0-3	2-2	0	2	2	1	2	4	2	0	2	32
15	Becca Morris.....	*	5-14	0-5	2-2	1	1	2	1	12	4	0	0	1	32
33	Audra Taylor.....	*	3-7	1-4	1-2	1	1	2	1	8	0	3	0	1	25
42	Courtney Alvey.....	*	6-11	0-0	2-4	4	4	8	3	14	0	1	1	2	32
03	Megan Klipfel.....		0-0	0-0	0-1	0	0	0	1	0	2	1	0	1	7
	TEAM.....						1	1							
	Totals.....		17-43	2-14	11-17	8	13	21	10	47	11	8	1	7	160

TOTAL FG% 1st Half: 10-24 41.7% 2nd Half: 7-19 36.8% Game: 39.5% DEADB
3-Pt. FG% 1st Half: 1-7 14.3% 2nd Half: 1-7 14.3% Game: 14.3% REBS
F Throw % 1st Half: 1-3 33.3% 2nd Half: 10-14 71.4% Game: 64.7% 2

Officials: Darryl Martin, Drake Colley, Sam Layne
Technical fouls: Oneida High School-None. University School of Jackson-None.
Attendance:

Score by Periods	1st	2nd	3rd	4th		Total
Oneida High School.....	9	7	13	10	-	39
University School of Jackson..	12	10	14	11	-	47

Play-By-Play
Oneida High School vs University School of Jackson
3/9/05 11:00 AM at Murfreesboro,TN

1st PERIOD Play-by-Play (Page 1)

HOME TEAM: University School of	TIME	SCORE	MAR	VISITORS: Oneida High School
MISSED JUMPER by Katie Brush	07:48			
	07:48			REBOUND (DEF) by Brittany Chambers
	07:13			MISSED JUMPER by Brittany Chambers
REBOUND (DEF) by Katie Brush	07:13			
GOOD! JUMPER by Courtney Alvey	06:54	2-0	H 2	
ASSIST by Becca Morris	06:54			
	06:42	2-2	T 1	GOOD! JUMPER by Melanie Phillips
TURNOVR by Katie Brush	06:34			
	06:17			TURNOVR by McKenzie Welch
MISSED 3 PTR by Katie Brush	06:06			
REBOUND (OFF) by Courtney Alvey	06:06			
	06:02			FOUL by Shanleigh Bond
GOOD! JUMPER by Becca Morris	06:01	4-2	H 2	
ASSIST by Jessie Metcalf	06:01			
	05:29	4-5	V 1	GOOD! 3 PTR by Melanie Phillips
MISSED JUMPER by Becca Morris	05:04			
	05:04			BLOCK by Shanleigh Bond
REBOUND (OFF) by Audra Taylor	05:02			
MISSED JUMPER by Audra Taylor	05:00			
REBOUND (OFF) by Katie Brush	05:00			
MISSED JUMPER by Katie Brush	04:58			
	04:58			REBOUND (DEF) by Chelsea Sexton
	04:38			MISSED 3 PTR by Shanleigh Bond
REBOUND (DEF) by Becca Morris	04:38			
GOOD! JUMPER by Courtney Alvey	04:09	6-5	H 1	
ASSIST by Becca Morris	04:09			
	03:51	6-7	V 1	GOOD! JUMPER by Melanie Phillips
TURNOVR by Audra Taylor	03:26			
	03:24			STEAL by Shanleigh Bond
	03:16			MISSED 3 PTR by Melanie Phillips
REBOUND (DEF) by Courtney Alvey	03:16			
MISSED 3 PTR by Becca Morris	03:03			
	03:03			REBOUND (DEF) by Chelsea Sexton
	02:36			MISSED 3 PTR by Shanleigh Bond
	02:36			REBOUND (OFF) by Melanie Phillips
	02:30			MISSED 3 PTR by Chelsea Sexton
REBOUND (DEF) by Jessie Metcalf	02:30			
TURNOVR by Jessie Metcalf	02:20			
	01:51			TURNOVR by Nicholeah Lay
STEAL by Megan Klipfel	01:50			
MISSED LAYUP by Becca Morris	01:34			
REBOUND (OFF) by Courtney Alvey	01:34			
GOOD! LAYUP by Courtney Alvey [PNT]	01:31	8-7	H 1	
FOUL by Courtney Alvey	01:16			
	01:11	8-9	V 1	GOOD! LAYUP by McKenzie Welch [PNT]
	01:11			ASSIST by Chelsea Sexton
GOOD! JUMPER by Courtney Alvey	00:52	10-9	H 1	
ASSIST by Megan Klipfel	00:52			
	00:38			TURNOVR by Chelsea Sexton
GOOD! LAYUP by Courtney Alvey [PNT]	00:28	12-9	H 3	
ASSIST by Becca Morris	00:28			
FOUL by Katie Brush	00:12			

University School of Jackson 12, Oneida High School 9

2nd PERIOD Play-by-Play (Page 1)

HOME TEAM: University School of	TIME	SCORE	MAR	VISITORS: Oneida High School
	07:59			MISSED JUMPER by Shanleigh Bond
REBOUND (DEF) by Courtney Alvey	07:59			
GOOD! LAYUP by Courtney Alvey [PNT]	07:28	14-9	H 5	
ASSIST by Megan Klipfel	07:27			

	07:27			FOUL by Shanleigh Bond
MISSED FT SHOT by Megan Klipfel	07:27			
REBOUND (OFF) by Katie Brush	07:27			
	07:27			FOUL by Melanie Phillips
MISSED FT SHOT by Katie Brush	07:27			
REBOUND (OFF) by (DEADBALL)	07:27			
GOOD! FT SHOT by Katie Brush	07:27	15-9	H 6	
	07:16			TURNOVR by Melanie Phillips
MISSED 3 PTR by Becca Morris	06:59			
	06:59			REBOUND (DEF) by Melanie Phillips
	06:51			TURNOVR by Melanie Phillips
GOOD! 3 PTR by Katie Brush	06:39	18-9	H 9	
ASSIST by Jessie Metcalf	06:39			
	06:21			TURNOVR by Melanie Phillips
	06:21			TIMEOUT TEAM
GOOD! LAYUP by Becca Morris [PNT]	06:10	20-9	H 11	
ASSIST by Jessie Metcalf	06:10			
	05:53			TURNOVR by Nicholeah Lay
TURNOVR by Audra Taylor	05:30			
	05:28			STEAL by Nicholeah Lay
FOUL by Audra Taylor	05:27			
	05:27	20-10	H 10	GOOD! FT SHOT by Nicholeah Lay
	05:27			MISSED FT SHOT by Nicholeah Lay
REBOUND (DEF) by Courtney Alvey	05:27			
MISSED LAYUP by Courtney Alvey	05:15			
REBOUND (OFF) by Courtney Alvey	05:15			
TURNOVR by Courtney Alvey	05:09			
	05:09			STEAL by Brittany Chambers
	04:52			TURNOVR by Nicholeah Lay
STEAL by Jessie Metcalf	04:52			
	04:27			FOUL by Chelsea Sexton
MISSED 3 PTR by Jessie Metcalf	04:08			
	04:08			REBOUND (DEF) by Chelsea Sexton
	04:01			TURNOVR by Chelsea Sexton
STEAL by Audra Taylor	04:00			
TURNOVR by Audra Taylor	03:59			
	03:42			MISSED JUMPER by McKenzie Welch
BLOCK by Courtney Alvey	03:42			
	03:42			REBOUND (OFF) by (TEAM)
	03:31			MISSED JUMPER by Melanie Phillips
	03:31			REBOUND (OFF) by Nicholeah Lay
	03:27			TURNOVR by McKenzie Welch
GOOD! JUMPER by Audra Taylor	03:03	22-10	H 12	
	02:41	22-12	H 10	GOOD! JUMPER by Nicholeah Lay
MISSED JUMPER by Courtney Alvey	02:12			
	02:12			REBOUND (DEF) by Nicholeah Lay
	01:53			TURNOVR by Nicholeah Lay
STEAL by Jessie Metcalf	01:53			
TURNOVR by Jessie Metcalf	01:48			
	01:47			STEAL by Chelsea Sexton
	01:33	22-14	H 8	GOOD! JUMPER by McKenzie Welch [PNT]
TIMEOUT TEAM	01:30			
MISSED 3 PTR by Becca Morris	01:12			
	01:12			REBOUND (DEF) by Brittany Chambers
	01:03	22-16	H 6	GOOD! JUMPER by McKenzie Welch
MISSED JUMPER by Jessie Metcalf	00:34			
	00:34			REBOUND (DEF) by Melanie Phillips
	00:22			MISSED JUMPER by McKenzie Welch
REBOUND (DEF) by Katie Brush	00:22			
MISSED 3 PTR by Audra Taylor	00:12			
	00:12			REBOUND (DEF) by Melanie Phillips
	00:00			MISSED 3 PTR by McKenzie Welch
	00:00			REBOUND (OFF) by Nicholeah Lay

University School of Jackson 22, Oneida High School 16

3rd PERIOD Play-by-Play (Page 1)

HOME TEAM: University School of	TIME	SCORE	MAR	VISITORS: Oneida High School
	07:43			MISSED 3 PTR by Shanleigh Bond
	07:43			REBOUND (OFF) by Brittany Chambers

	07:40	22-18	H 4	GOOD! JUMPER by Melanie Phillips
	07:40			ASSIST by Brittany Chambers
GOOD! 3 PTR by Audra Taylor	07:18	25-18	H 7	
ASSIST by Katie Brush	07:18			
	06:59			TURNOVR by Shanleigh Bond
MISSED 3 PTR by Becca Morris	06:39			
	06:39			REBOUND (DEF) by Melanie Phillips
FOUL by Courtney Alvey	06:37			
	06:33			TURNOVR by Shanleigh Bond
GOOD! JUMPER by Katie Brush	06:22	27-18	H 9	
ASSIST by Becca Morris	06:22			
	06:06	27-20	H 7	GOOD! JUMPER by McKenzie Welch
GOOD! LAYUP by Becca Morris [PNT]	05:54	29-20	H 9	
ASSIST by Jessie Metcalf	05:54			
	05:38			MISSED 3 PTR by Shanleigh Bond
	05:38			REBOUND (OFF) by McKenzie Welch
	05:32			FOUL by McKenzie Welch
	05:32			TURNOVR by McKenzie Welch
	05:08			FOUL by Nicholeah Lay
GOOD! FT SHOT by Katie Brush	05:08	30-20	H 10	
GOOD! FT SHOT by Katie Brush	05:08	31-20	H 11	
	04:56			TURNOVR by Nicholeah Lay
STEAL by Courtney Alvey	04:55			
MISSED 3 PTR by Jessie Metcalf	04:36			
	04:36			REBOUND (DEF) by Nicholeah Lay
FOUL by Becca Morris	04:36			
	04:11			TURNOVR by Nicholeah Lay
STEAL by Becca Morris	04:10			
GOOD! LAYUP by Becca Morris [FB/PNT]	04:08	33-20	H 13	
	03:52	33-22	H 11	GOOD! JUMPER by Shanleigh Bond
	03:52			ASSIST by Chelsea Sexton
	03:50			TIMEOUT 30sec
	03:45			FOUL by McKenzie Welch
GOOD! FT SHOT by Katie Brush	03:45	34-22	H 12	
MISSED FT SHOT by Katie Brush	03:45			
	03:45			REBOUND (DEF) by McKenzie Welch
FOUL by Megan Klipfel	03:17			
	03:03	34-24	H 10	GOOD! JUMPER by Melanie Phillips
MISSED JUMPER by Courtney Alvey	02:46			
	02:46			REBOUND (DEF) by Chelsea Sexton
	02:22	34-26	H 8	GOOD! JUMPER by Melanie Phillips
	01:58			FOUL by Kasie Lewallen
GOOD! FT SHOT by Becca Morris	01:58	35-26	H 9	
GOOD! FT SHOT by Becca Morris	01:58	36-26	H 10	
	01:50			TURNOVR by Chelsea Sexton
STEAL by Courtney Alvey	01:49			
TURNOVR by Megan Klipfel	01:47			
	01:46			STEAL by Shanleigh Bond
	01:40			MISSED 3 PTR by Nicholeah Lay
	01:40			REBOUND (OFF) by Melanie Phillips
	01:37			MISSED JUMPER by Melanie Phillips
	01:37			REBOUND (OFF) by Nicholeah Lay
	01:30			MISSED JUMPER by Kasie Lewallen
REBOUND (DEF) by Jessie Metcalf	01:30			
MISSED 3 PTR by Becca Morris	01:11			
	01:11			REBOUND (DEF) by Shanleigh Bond
	00:54	36-28	H 8	GOOD! LAYUP by Melanie Phillips [PNT]
FOUL by Courtney Alvey	00:54			
	00:54	36-29	H 7	GOOD! FT SHOT by Melanie Phillips
MISSED 3 PTR by Jessie Metcalf	00:02			
REBOUND (OFF) by Becca Morris	00:02			
MISSED JUMPER by Becca Morris	00:00			
	00:00			REBOUND (DEF) by (TEAM)

University School of Jackson 36, Oneida High School 29

4th PERIOD Play-by-Play (Page 1)

HOME TEAM: University School of	TIME	SCORE	MAR	VISITORS: Oneida High School
MISSED 3 PTR by Audra Taylor	07:38			
	07:38			REBOUND (DEF) by Brittany Chambers

	07:22			MISSED 3 PTR by Melanie Phillips
	07:22			REBOUND (OFF) by Melanie Phillips
	07:17	36-31	H 5	GOOD! LAYUP by Melanie Phillips [PNT]
FOUL by Katie Brush	07:16			
	07:16	36-32	H 4	GOOD! FT SHOT by Melanie Phillips
MISSED JUMPER by Courtney Alvey	06:56			
	06:56			REBOUND (DEF) by McKenzie Welch
FOUL by Katie Brush	06:55			
	06:28	36-34	H 2	GOOD! JUMPER by McKenzie Welch
FOUL by Jessie Metcalf	06:28			
	06:28			MISSED FT SHOT by McKenzie Welch
REBOUND (DEF) by (TEAM)	06:28			
TIMEOUT TEAM	06:26			
	06:04			FOUL by Melanie Phillips
GOOD! JUMPER by Becca Morris	06:01	38-34	H 4	
	05:24			MISSED 3 PTR by Shanleigh Bond
REBOUND (DEF) by Katie Brush	05:24			
	05:24			FOUL by McKenzie Welch
GOOD! JUMPER by Audra Taylor	04:59	40-34	H 6	
	04:42	40-37	H 3	GOOD! 3 PTR by Shanleigh Bond
	04:42			ASSIST by Melanie Phillips
MISSED JUMPER by Becca Morris	04:05			
	04:05			REBOUND (DEF) by Chelsea Sexton
	03:37			MISSED 3 PTR by Shanleigh Bond
REBOUND (DEF) by Courtney Alvey	03:37			
MISSED 3 PTR by Audra Taylor	03:10			
	03:10			REBOUND (DEF) by Chelsea Sexton
	02:46			MISSED JUMPER by Chelsea Sexton
REBOUND (DEF) by Katie Brush	02:46			
	02:11			FOUL by McKenzie Welch
	02:11			TIMEOUT TEAM
MISSED FT SHOT by Courtney Alvey	02:11			
REBOUND (OFF) by (DEADBALL)	02:11			
GOOD! FT SHOT by Courtney Alvey	02:11	41-37	H 4	
	01:51			MISSED 3 PTR by Nicholeah Lay
	01:51			REBOUND (OFF) by Shanleigh Bond
	01:49	41-39	H 2	GOOD! JUMPER by Shanleigh Bond
	01:13			FOUL by Nicholeah Lay
GOOD! FT SHOT by Jessie Metcalf	01:13	42-39	H 3	
GOOD! FT SHOT by Jessie Metcalf	01:13	43-39	H 4	
TIMEOUT 30sec	01:13			
	00:58			FOUL by McKenzie Welch
GOOD! FT SHOT by Courtney Alvey	00:58	44-39	H 5	
MISSED FT SHOT by Courtney Alvey	00:58			
	00:58			REBOUND (DEF) by Melanie Phillips
	00:47			TIMEOUT 30sec
	00:42			TURNOVR by Chelsea Sexton
GOOD! LAYUP by Katie Brush [FB/PNT]	00:36	46-39	H 7	
	00:24			TURNOVR by Shanleigh Bond
	00:22			FOUL by Nicholeah Lay
GOOD! FT SHOT by Audra Taylor	00:22	47-39	H 8	
MISSED FT SHOT by Audra Taylor	00:22			
	00:22			REBOUND (DEF) by Chelsea Sexton
	00:18			TIMEOUT TEAM
	00:12			MISSED 3 PTR by Nicholeah Lay
REBOUND (DEF) by Audra Taylor	00:12			
MISSED JUMPER by Katie Brush	00:01			
REBOUND (OFF) by Courtney Alvey	00:01			
MISSED LAYUP by Courtney Alvey	00:00			
	00:00			REBOUND (DEF) by (TEAM)

University School of Jackson 47, Oneida High School 39

Official Basketball Box Score -- 1st Half
Oneida High School vs University School of Jackson
3/9/05 11:00 AM at Murfreesboro,TN

VISITORS: Oneida High School 22-15

##	Player Name		TOT-FG FG-FGA	3-PT FG-FGA	FT-FTA	REBOUNDS OF	DE	TOT	PF	TP	A	TO	BLK	S	MIN
11	Melanie Phillips....	*	3-5	1-2	0-0	1	3	4	1	7	0	3	0	0	16
12	Chelsea Sexton.....	*	0-1	0-1	0-0	0	3	3	1	0	1	2	0	1	15
13	Brittany Chambers..	*	0-1	0-0	0-0	0	2	2	0	0	0	0	0	1	14
20	McKenzie Welch.....	*	3-6	0-1	0-0	0	0	0	0	6	0	2	0	0	16
23	Shanleigh Bond.....	*	0-3	0-2	0-0	0	0	0	2	0	0	0	1	1	9
10	Nicholeah Lay.....		1-1	0-0	1-2	2	1	3	0	3	0	4	0	1	8
24	Calie Terry.....		0-0	0-0	0-0	0	0	0	0	0	0	0	0	0	2
45	Kasie Lewallen.....		0-0	0-0	0-0	0	0	0	0	0	0	0	0	0	0
	TEAM.....					1		1							
	Totals.....		7-17	1-6	1-2	4	9	13	4	16	1	11	1	4	80

TOTAL FG% 1st Half: 7-17 41.2%
3-Pt. FG% 1st Half: 1-6 16.7%
F Throw % 1st Half: 1-2 50.0%

HOME TEAM: University School of Jackson 25-9

##	Player Name		TOT-FG FG-FGA	3-PT FG-FGA	FT-FTA	REBOUNDS OF	DE	TOT	PF	TP	A	TO	BLK	S	MIN
10	Katie Brush.....	*	1-4	1-2	1-2	2	2	4	1	4	0	1	0	0	16
12	Jessie Metcalf.....	*	0-2	0-1	0-0	0	1	1	0	0	3	2	0	2	16
15	Becca Morris.....	*	2-7	0-3	0-0	0	1	1	0	4	3	0	0	0	16
33	Audra Taylor.....	*	1-3	0-1	0-0	1	0	1	1	2	0	3	0	1	12
42	Courtney Alvey.....	*	6-8	0-0	0-0	3	3	6	1	12	0	1	1	0	16
03	Megan Klipfel.....		0-0	0-0	0-1	0	0	0	0	0	2	0	0	1	4
	TEAM.....														
	Totals.....		10-24	1-7	1-3	6	7	13	3	22	8	7	1	4	80

TOTAL FG% 1st Half: 10-24 41.7%
3-Pt. FG% 1st Half: 1-7 14.3%
F Throw % 1st Half: 1-3 33.3%

Officials: Darryl Martin, Drake Colley, Sam Layne
Technical fouls: Oneida High School-None. University School of Jackson-None.
Attendance:

Score by Periods	1st	2nd
Oneida High School.....	9	7
University School of Jackson..	12	10

Official Basketball Box Score
Clarkrange vs University School of Jackson
3/11/05 11:00 AM at Murphy Center, Murfreesboro, TN

VISITORS: Clarkrange 26-10

##	Player Name		TOT-FG FG-FGA	3-PT FG-FGA	FT-FTA	REBOUNDS OF	DE	TOT	PF	TP	A	TO	BLK	S	MIN
03	Chelsey Brown.....	*	6-12	0-2	2-2	3	1	4	2	14	1	4	0	1	30
05	Jordan Ramsey.....	*	7-14	5-8	0-0	3	3	6	1	19	3	3	0	2	32
12	Ashley Howard.....	*	6-11	0-0	0-0	2	1	3	5	12	1	0	0	2	18
42	Jaclyn Upchurch.....	*	1-6	1-4	2-3	0	3	3	1	5	1	2	0	1	32
53	Miranda Cravens.....	*	1-9	1-7	2-3	2	3	5	5	5	7	5	0	2	32
15	Jessica Green.....		0-0	0-0	0-0	0	0	0	0	0	0	0	0	0	4
54	Briana Pinson.....		0-0	0-0	0-0	0	0	0	0	0	0	0	0	0	12
	TEAM.....					3	2	5							
	Totals.....		21-52	7-21	6-8	13	13	26	14	55	13	14	0	8	160

TOTAL FG% 1st Half: 10-28 35.7% 2nd Half: 11-24 45.8% Game: 40.4% DEADB
3-Pt. FG% 1st Half: 4-12 33.3% 2nd Half: 3-9 33.3% Game: 33.3% REBS
F Throw % 1st Half: 4-5 80.0% 2nd Half: 2-3 66.7% Game: 75.0% 1

HOME TEAM: University School of Jackson 26-9

##	Player Name		TOT-FG FG-FGA	3-PT FG-FGA	FT-FTA	REBOUNDS OF	DE	TOT	PF	TP	A	TO	BLK	S	MIN
10	Katie Brush.....	*	9-17	2-6	2-5	1	1	2	2	22	3	3	1	2	32
12	Jessie Metcalf.....	*	1-1	1-1	0-0	0	0	0	3	3	3	3	0	1	32
15	Becca Morris.....	*	3-8	0-2	9-9	1	5	6	4	15	1	2	1	3	31
33	Audra Taylor.....	*	0-3	0-2	0-0	1	4	5	3	0	3	5	1	0	30
42	Courtney Alvey.....	*	7-9	0-0	4-4	4	9	13	1	18	0	2	4	2	32
03	Megan Klipfel.....		0-0	0-0	0-0	0	0	0	0	0	0	1	0	0	2
25	Addie Stone.....		0-0	0-0	0-0	0	0	0	1	0	0	1	0	0	1
	TEAM.....														
	Totals.....		20-38	3-11	15-18	7	19	26	14	58	10	17	7	8	160

TOTAL FG% 1st Half: 9-17 52.9% 2nd Half: 11-21 52.4% Game: 52.6% DEADB
3-Pt. FG% 1st Half: 2-5 40.0% 2nd Half: 1-6 16.7% Game: 27.3% REBS
F Throw % 1st Half: 5-6 83.3% 2nd Half: 10-12 83.3% Game: 83.3% 1

Officials: Darryl Martin, Matt Bray, Coy Gammon
Technical fouls: Clarkrange-None. University School of Jackson-None.
Attendance:

Score by Periods	1st	2nd	3rd	4th		Total
Clarkrange.....	11	17	17	10	-	55
University School of Jackson..	13	12	15	18	-	58

Play-By-Play
Clarkrange vs University School of Jackson
3/11/05 11:00 AM at Murphy Center, Murfreesboro, TN

1st PERIOD Play-by-Play (Page 1)

HOME TEAM: University School of	TIME	SCORE	MAR	VISITORS: Clarkrange
MISSED JUMPER by Becca Morris	07:38			
REBOUND (OFF) by Courtney Alvey	07:38			
GOOD! JUMPER by Courtney Alvey [PNT]	07:35	2-0	H 2	
	07:17			MISSED JUMPER by Ashley Howard
BLOCK by Courtney Alvey	07:17			
	07:15			REBOUND (OFF) by (TEAM)
	07:13			MISSED JUMPER by Miranda Cravens
BLOCK by Becca Morris	07:13			
REBOUND (DEF) by Becca Morris	07:10			
TURNOVR by Courtney Alvey	06:53			
	06:52			STEAL by Chelsey Brown
	06:40	2-2	T 1	GOOD! JUMPER by Ashley Howard [PNT]
TURNOVR by Audra Taylor	06:24			
	06:22			STEAL by Jordan Ramsey
	06:16	2-4	V 2	GOOD! LAYUP by Ashley Howard [PNT]
	06:16			ASSIST by Miranda Cravens
TURNOVR by Jessie Metcalf	06:08			
	06:00			MISSED 3 PTR by Jaclyn Upchurch
REBOUND (DEF) by Audra Taylor	06:00			
GOOD! JUMPER by Katie Brush	05:30	4-4	T 2	
	05:11			MISSED JUMPER by Ashley Howard
REBOUND (DEF) by Audra Taylor	05:11			
TURNOVR by Katie Brush	04:48			
	04:34			MISSED JUMPER by Chelsey Brown
BLOCK by Katie Brush	04:34			
REBOUND (DEF) by Courtney Alvey	04:32			
MISSED 3 PTR by Audra Taylor	04:27			
	04:27			REBOUND (DEF) by Chelsey Brown
	04:11	4-7	V 3	GOOD! 3 PTR by Jordan Ramsey
	04:11			ASSIST by Ashley Howard
	04:01			FOUL by Miranda Cravens
	03:57			FOUL by Jaclyn Upchurch
GOOD! JUMPER by Katie Brush	03:44	6-7	V 1	
ASSIST by Audra Taylor	03:44			
	03:31	6-9	V 3	GOOD! JUMPER by Ashley Howard [PNT]
	03:31			ASSIST by Miranda Cravens
TURNOVR by Audra Taylor	03:15			
	03:14			STEAL by Jordan Ramsey
	03:05			MISSED 3 PTR by Miranda Cravens
REBOUND (DEF) by Audra Taylor	03:05			
MISSED JUMPER by Katie Brush	02:45			
	02:45			REBOUND (DEF) by Miranda Cravens
	02:34			MISSED JUMPER by Ashley Howard
BLOCK by Courtney Alvey	02:34			
REBOUND (DEF) by Courtney Alvey	02:32			
	02:31			FOUL by Ashley Howard
	02:19			FOUL by Ashley Howard
GOOD! FT SHOT by Becca Morris	02:19	7-9	V 2	
GOOD! FT SHOT by Becca Morris	02:19	8-9	V 1	
	02:09			TURNOVR by Chelsey Brown
STEAL by Courtney Alvey	02:07			
TURNOVR by Courtney Alvey	01:43			
	01:19			MISSED JUMPER by Jaclyn Upchurch
BLOCK by Audra Taylor	01:19			
	01:18			REBOUND (OFF) by (TEAM)
	01:17			TURNOVR by Miranda Cravens
STEAL by Jessie Metcalf	01:16			
GOOD! JUMPER by Katie Brush	01:07	10-9	H 1	
	00:48			TURNOVR by Chelsey Brown
GOOD! 3 PTR by Katie Brush	00:35	13-9	H 4	
ASSIST by Jessie Metcalf	00:35			
	00:24			TURNOVR by Jordan Ramsey

STEAL by Becca Morris	00:22			
MISSED 3 PTR by Becca Morris	00:14			
	00:14			REBOUND (DEF) by Jaclyn Upchurch
	00:02			MISSED JUMPER by Chelsey Brown
BLOCK by Courtney Alvey	00:02			
	00:00			REBOUND (OFF) by Ashley Howard
	00:00	13-11	H 2	GOOD! JUMPER by Ashley Howard [PNT]

University School of Jackson 13, Clarkrange 11

2nd PERIOD Play-by-Play (Page 1)

HOME TEAM: University School of	TIME	SCORE	MAR	VISITORS: Clarkrange
	07:33			MISSED JUMPER by Jordan Ramsey
REBOUND (DEF) by Courtney Alvey	07:33			
	07:31			FOUL by Ashley Howard
MISSED 3 PTR by Katie Brush	07:20			
REBOUND (OFF) by Courtney Alvey	07:20			
MISSED JUMPER by Courtney Alvey	07:15			
REBOUND (OFF) by Courtney Alvey	07:15			
GOOD! JUMPER by Courtney Alvey [PNT]	07:11	15-11	H 4	
	07:01			TURNOVR by Jaclyn Upchurch
	07:01			TIMEOUT 30sec
TURNOVR by Audra Taylor	06:41			
	06:29			MISSED 3 PTR by Jordan Ramsey
REBOUND (DEF) by Becca Morris	06:29			
TURNOVR by Audra Taylor	06:21			
	06:02	15-14	H 1	GOOD! 3 PTR by Jaclyn Upchurch
	06:02			ASSIST by Jordan Ramsey
TIMEOUT TEAM	05:56			
GOOD! 3 PTR by Katie Brush	05:46	18-14	H 4	
ASSIST by Audra Taylor	05:46			
FOUL by Becca Morris	05:18			
	05:05	18-17	H 1	GOOD! 3 PTR by Miranda Cravens
	05:05			ASSIST by Jaclyn Upchurch
TURNOVR by Katie Brush	04:54			
	04:47			MISSED 3 PTR by Miranda Cravens
	04:47			REBOUND (OFF) by Jordan Ramsey
	04:44			MISSED JUMPER by Jordan Ramsey
REBOUND (DEF) by Courtney Alvey	04:44			
GOOD! JUMPER by Katie Brush	04:37	20-17	H 3	
	04:25	20-19	H 1	GOOD! JUMPER by Chelsey Brown
	04:05			FOUL by Chelsey Brown
GOOD! FT SHOT by Becca Morris	04:05	21-19	H 2	
GOOD! FT SHOT by Becca Morris	04:05	22-19	H 3	
	03:53			MISSED 3 PTR by Chelsey Brown
	03:53			REBOUND (OFF) by Miranda Cravens
	03:29	22-21	H 1	GOOD! JUMPER by Chelsey Brown [PNT]
MISSED JUMPER by Courtney Alvey	03:16			
	03:16			REBOUND (DEF) by (TEAM)
FOUL by Becca Morris	03:15			
	03:06			TURNOVR by Chelsey Brown
GOOD! JUMPER by Courtney Alvey [PNT]	02:42	24-21	H 3	
ASSIST by Katie Brush	02:42			
	01:59			MISSED 3 PTR by Miranda Cravens
	01:59			REBOUND (OFF) by Miranda Cravens
	01:44	24-24	T 3	GOOD! 3 PTR by Jordan Ramsey
	01:44			ASSIST by Miranda Cravens
TURNOVR by Megan Klipfel	01:30			
FOUL by Becca Morris	01:30			
	01:30	24-25	V 1	GOOD! FT SHOT by Chelsey Brown
	01:30	24-26	V 2	GOOD! FT SHOT by Chelsey Brown
MISSED JUMPER by Audra Taylor	01:13			
	01:13			REBOUND (DEF) by Jaclyn Upchurch
FOUL by Audra Taylor	01:08			
FOUL by Audra Taylor	00:57			
	00:57	24-27	V 3	GOOD! FT SHOT by Jaclyn Upchurch
	00:57			MISSED FT SHOT by Jaclyn Upchurch

	00:57			REBOUND (OFF) by (DEADBALL)
	00:57	24-28	V 4	GOOD! FT SHOT by Jaclyn Upchurch
	00:43			FOUL by Jordan Ramsey
GOOD! FT SHOT by Katie Brush	00:43	25-28	V 3	
MISSED FT SHOT by Katie Brush	00:43			
	00:43			REBOUND (DEF) by Jaclyn Upchurch
FOUL by Addie Stone	00:43			
	00:33			MISSED JUMPER by Jaclyn Upchurch
REBOUND (DEF) by Courtney Alvey	00:33			
TURNOVR by Addie Stone	00:27			
	00:04			MISSED 3 PTR by Jaclyn Upchurch
REBOUND (DEF) by Audra Taylor	00:04			
TURNOVR by Audra Taylor	00:00			
	00:00			STEAL by Jaclyn Upchurch
	03:41			MISSED 3 PTR by Miranda Cravens
	03:41			REBOUND (OFF) by Chelsey Brown

Clarkrange 28, University School of Jackson 25

3rd PERIOD Play-by-Play (Page 1)

HOME TEAM: University School of	TIME	SCORE	MAR	VISITORS: Clarkrange
MISSED 3 PTR by Audra Taylor	07:52			
	07:52			REBOUND (DEF) by Miranda Cravens
	07:20	25-31	V 6	GOOD! 3 PTR by Jordan Ramsey
	07:20			ASSIST by Miranda Cravens
MISSED 3 PTR by Becca Morris	06:50			
REBOUND (OFF) by Katie Brush	06:50			
GOOD! JUMPER by Katie Brush [PNT]	06:46	27-31	V 4	
	06:35			MISSED 3 PTR by Jaclyn Upchurch
	06:35			REBOUND (OFF) by Chelsey Brown
	06:29	27-33	V 6	GOOD! JUMPER by Chelsey Brown [PNT]
MISSED JUMPER by Becca Morris	06:10			
	06:10			REBOUND (DEF) by Jordan Ramsey
	05:50			TURNOVR by Miranda Cravens
STEAL by Becca Morris	05:49			
TURNOVR by Jessie Metcalf	05:46			
	05:45			STEAL by Miranda Cravens
	05:42			MISSED LAYUP by Miranda Cravens
REBOUND (DEF) by Courtney Alvey	05:42			
MISSED JUMPER by Becca Morris	05:16			
	05:16			REBOUND (DEF) by Jordan Ramsey
	04:59	27-36	V 9	GOOD! 3 PTR by Jordan Ramsey
	04:59			ASSIST by Chelsey Brown
TIMEOUT TEAM	04:51			
GOOD! JUMPER by Courtney Alvey [PNT]	04:37	29-36	V 7	
	04:16	29-38	V 9	GOOD! JUMPER by Chelsey Brown
	04:03			FOUL by Chelsey Brown
TURNOVR by Becca Morris	04:03			
	04:01			STEAL by Ashley Howard
	03:51			TURNOVR by Miranda Cravens
STEAL by Courtney Alvey	03:50			
GOOD! LAYUP by Katie Brush [FB/PNT]	03:46	31-38	V 7	
FOUL by Katie Brush	03:32			
	03:19			TURNOVR by Jordan Ramsey
GOOD! JUMPER by Becca Morris	03:07	33-38	V 5	
ASSIST by Katie Brush	03:07			
	02:52	33-40	V 7	GOOD! JUMPER by Chelsey Brown
	02:52			ASSIST by Miranda Cravens
	02:34			FOUL by Ashley Howard
GOOD! FT SHOT by Courtney Alvey	02:34	34-40	V 6	
GOOD! FT SHOT by Courtney Alvey	02:34	35-40	V 5	
	02:27			TIMEOUT TEAM
	02:14	35-43	V 8	GOOD! 3 PTR by Jordan Ramsey
	02:14			ASSIST by Miranda Cravens
MISSED JUMPER by Katie Brush	01:59			
	01:59			REBOUND (DEF) by Miranda Cravens
	01:40			MISSED 3 PTR by Jordan Ramsey
	01:40			REBOUND (OFF) by Chelsey Brown

	01:35	35-45	V 10	GOOD! JUMPER by Chelsey Brown [PNT]
GOOD! JUMPER by Courtney Alvey	01:12	37-45	V 8	
ASSIST by Audra Taylor	01:12			
	00:35			TURNOVR by Chelsey Brown
GOOD! 3 PTR by Jessie Metcalf	00:20	40-45	V 5	
ASSIST by Katie Brush	00:20			
	00:03			MISSED JUMPER by Chelsey Brown
REBOUND (DEF) by Becca Morris	00:03			

Clarkrange 45, University School of Jackson 40

4th PERIOD Play-by-Play (Page 1)

HOME TEAM: University School of	TIME	SCORE	MAR	VISITORS: Clarkrange
	07:48			MISSED JUMPER by Chelsey Brown
REBOUND (DEF) by Courtney Alvey	07:48			
GOOD! JUMPER by Becca Morris [PNT]	07:28	42-45	V 3	
	07:14			MISSED JUMPER by Ashley Howard
BLOCK by Courtney Alvey	07:14			
REBOUND (DEF) by Courtney Alvey	07:12			
TURNOVR by Jessie Metcalf	07:00			
	06:58			STEAL by Ashley Howard
	06:34			MISSED JUMPER by Jordan Ramsey
	06:34			REBOUND (OFF) by Ashley Howard
	06:30			MISSED JUMPER by Ashley Howard
	06:30			REBOUND (OFF) by Jordan Ramsey
	06:26	42-47	V 5	GOOD! JUMPER by Jordan Ramsey [PNT]
MISSED 3 PTR by Katie Brush	06:09			
	06:09			REBOUND (DEF) by (TEAM)
FOUL by Courtney Alvey	05:46			
	05:34			MISSED 3 PTR by Miranda Cravens
	05:34			REBOUND (OFF) by Jordan Ramsey
	05:30			MISSED JUMPER by Jordan Ramsey
REBOUND (DEF) by Becca Morris	05:30			
	05:19			FOUL by Miranda Cravens
MISSED FT SHOT by Katie Brush	05:19			
REBOUND (OFF) by (DEADBALL)	05:19			
GOOD! FT SHOT by Katie Brush	05:19	43-47	V 4	
TIMEOUT TEAM	05:16			
	04:58			TURNOVR by Miranda Cravens
STEAL by Becca Morris	04:57			
TURNOVR by Katie Brush	04:53			
	04:52			STEAL by Miranda Cravens
	04:47	43-49	V 6	GOOD! JUMPER by Ashley Howard [PNT]
	04:47			ASSIST by Jordan Ramsey
GOOD! JUMPER by Becca Morris	04:22	45-49	V 4	
ASSIST by Jessie Metcalf	04:22			
	03:43			MISSED 3 PTR by Chelsey Brown
REBOUND (DEF) by Becca Morris	03:43			
TURNOVR by Becca Morris	03:39			
	03:34			MISSED 3 PTR by Miranda Cravens
	03:34			REBOUND (OFF) by (TEAM)
FOUL by Becca Morris	03:32			
	03:32			TIMEOUT 30sec
	03:13	45-51	V 6	GOOD! LAYUP by Ashley Howard [PNT]
	03:13			ASSIST by Jordan Ramsey
GOOD! JUMPER by Courtney Alvey [PNT]	02:56	47-51	V 4	
ASSIST by Jessie Metcalf	02:56			
TIMEOUT 30sec	02:54			
	02:33			TURNOVR by Jaclyn Upchurch
MISSED 3 PTR by Katie Brush	02:23			
	02:23			REBOUND (DEF) by Ashley Howard
	01:56	47-53	V 6	GOOD! LAYUP by Jordan Ramsey [PNT]
	01:56			ASSIST by Miranda Cravens
MISSED JUMPER by Katie Brush	01:43			
REBOUND (OFF) by Audra Taylor	01:43			
	01:34			FOUL by Ashley Howard
GOOD! FT SHOT by Courtney Alvey	01:34	48-53	V 5	
GOOD! FT SHOT by Courtney Alvey	01:34	49-53	V 4	

FOUL by Audra Taylor	01:23			
	01:14			TURNOVR by Jordan Ramsey
STEAL by Katie Brush	01:10			
MISSED LAYUP by Katie Brush	01:09			
	01:09			REBOUND (DEF) by Jordan Ramsey
FOUL by Jessie Metcalf	01:01			
FOUL by Katie Brush	00:50			
FOUL by Jessie Metcalf	00:49			
	00:49	49-54	V 5	GOOD! FT SHOT by Miranda Cravens
	00:49	49-55	V 6	GOOD! FT SHOT by Miranda Cravens
	00:49			TIMEOUT TEAM
MISSED 3 PTR by Katie Brush	00:35			
REBOUND (OFF) by Courtney Alvey	00:35			
GOOD! JUMPER by Courtney Alvey [PNT]	00:31	51-55	V 4	
FOUL by Jessie Metcalf	00:25			
	00:25			MISSED FT SHOT by Miranda Cravens
REBOUND (DEF) by Katie Brush	00:25			
	00:16			FOUL by Miranda Cravens
GOOD! FT SHOT by Becca Morris	00:16	52-55	V 3	
GOOD! FT SHOT by Becca Morris	00:16	53-55	V 2	
GOOD! FT SHOT by Becca Morris	00:16	54-55	V 1	
	00:14			TURNOVR by Miranda Cravens
STEAL by Katie Brush	00:13			
TIMEOUT 30sec	00:13			
GOOD! LAYUP by Katie Brush [PNT]	00:09	56-55	H 1	
ASSIST by Becca Morris	00:09			
	00:09			FOUL by Miranda Cravens
MISSED FT SHOT by Katie Brush	00:09			
REBOUND (OFF) by Becca Morris	00:09			
	00:09			FOUL by Miranda Cravens
	00:07			TIMEOUT TEAM
GOOD! FT SHOT by Becca Morris	00:07	57-55	H 2	
GOOD! FT SHOT by Becca Morris	00:07	58-55	H 3	
	00:03			MISSED 3 PTR by Jordan Ramsey
REBOUND (DEF) by Courtney Alvey	00:03			

University School of Jackson 58, Clarkrange 55

Official Basketball Box Score -- 1st Half
Clarkrange vs University School of Jackson
3/11/05 11:00 AM at Murphy Center, Murfreesboro, TN

VISITORS: Clarkrange 26-10

##	Player Name		TOT-FG FG-FGA	3-PT FG-FGA	FT-FTA	REBOUNDS OF	DE	TOT	PF	TP	A	TO	BLK	S	MIN
03	Chelsey Brown.....	*	2-5	0-1	2-2	1	1	2	1	6	0	3	0	1	14
05	Jordan Ramsey.....	*	2-5	2-3	0-0	1	0	1	1	6	1	1	0	2	16
12	Ashley Howard.....	*	4-7	0-0	0-0	1	0	1	3	8	1	0	0	0	9
42	Jaclyn Upchurch.....	*	1-5	1-3	2-3	0	3	3	1	5	1	1	0	1	16
53	Miranda Cravens.....	*	1-6	1-5	0-0	2	1	3	1	3	3	1	0	0	16
15	Jessica Green.....		0-0	0-0	0-0	0	0	0	0	0	0	0	0	0	2
54	Briana Pinson.....		0-0	0-0	0-0	0	0	0	0	0	0	0	0	0	7
	TEAM.....					2	1	3							
	Totals.....		10-28	4-12	4-5	7	6	13	7	28	6	6	0	4	80

TOTAL FG% 1st Half: 10-28 35.7%
3-Pt. FG% 1st Half: 4-12 33.3%
F Throw % 1st Half: 4-5 80.0%

HOME TEAM: University School of Jackson 26-9

##	Player Name		TOT-FG FG-FGA	3-PT FG-FGA	FT-FTA	REBOUNDS OF	DE	TOT	PF	TP	A	TO	BLK	S	MIN
10	Katie Brush.....	*	6-8	2-3	1-2	0	0	0	0	15	1	2	1	0	16
12	Jessie Metcalf.....	*	0-0	0-0	0-0	0	0	0	0	0	1	1	0	1	16
15	Becca Morris.....	*	0-2	0-1	4-4	0	2	2	3	4	0	0	1	1	15
33	Audra Taylor.....	*	0-2	0-1	0-0	0	4	4	2	0	2	5	1	0	14
42	Courtney Alvey.....	*	3-5	0-0	0-0	3	5	8	0	6	0	2	3	1	16
03	Megan Klipfel.....		0-0	0-0	0-0	0	0	0	0	0	0	1	0	0	2
25	Addie Stone.....		0-0	0-0	0-0	0	0	0	1	0	0	1	0	0	1
	TEAM.....														
	Totals.....		9-17	2-5	5-6	3	11	14	6	25	4	12	6	3	80

TOTAL FG% 1st Half: 9-17 52.9%
3-Pt. FG% 1st Half: 2-5 40.0%
F Throw % 1st Half: 5-6 83.3%

Officials: Darryl Martin, Matt Bray, Coy Gammon
Technical fouls: Clarkrange-None. University School of Jackson-None.
Attendance:

Score by Periods	1st	2nd
Clarkrange.....	11	17
University School of Jackson..	13	12

Official Basketball Box Score
Peabody High School vs University School of Jackson
3/12/05 5:07 PM at Murphy Center, Murfreesboro, TN

VISITORS: Peabody High School 30-5

##	Player Name		TOT-FG FG-FGA	3-PT FG-FGA	FT-FTA	REBOUNDS OF	DE	TOT	PF	TP	A	TO	BLK	S	MIN
22	Danielle Barnett....	*	9-14	4-6	2-6	4	2	6	2	24	2	2	0	4	32
25	Celeste Cox.....	*	0-0	0-0	0-0	0	0	0	0	0	4	0	0	0	10
34	Jennifer Simpson....	*	5-11	0-2	2-2	2	2	4	3	12	3	8	0	3	29
41	Jessica Bobbitt.....	*	4-7	0-0	1-4	1	3	4	4	9	0	1	5	4	30
45	Rakeshia Perry.....	*	5-10	0-0	1-1	3	4	7	1	11	1	2	1	2	32
10	Megan Meece.....		1-4	1-4	0-0	1	0	1	0	3	3	1	0	1	20
14	Janet Orgain.....		1-1	1-1	0-0	0	1	1	0	3	0	1	0	0	7
	TEAM.....						2	2							
	Totals.....		25-47	6-13	6-13	11	14	25	10	62	13	15	6	14	160

TOTAL FG% 1st Half:	8-21	38.1%	2nd Half:	17-26	65.4%	Game: 53.2%	DEADB
3-Pt. FG% 1st Half:	2-7	28.6%	2nd Half:	4-6	66.7%	Game: 46.2%	REBS
F Throw % 1st Half:	1-1	100 %	2nd Half:	5-12	41.7%	Game: 46.2%	2

HOME TEAM: University School of Jackson 26-10

##	Player Name		TOT-FG FG-FGA	3-PT FG-FGA	FT-FTA	REBOUNDS OF	DE	TOT	PF	TP	A	TO	BLK	S	MIN
10	Katie Brush.....	*	4-8	0-2	7-10	0	2	2	3	15	1	3	0	2	28
12	Jessie Metcalf.....	*	1-2	1-2	0-0	1	1	2	0	3	8	4	0	1	32
15	Becca Morris.....	*	7-16	3-6	2-2	0	1	1	3	19	2	9	0	3	32
33	Audra Taylor.....	*	1-3	1-2	0-0	0	2	2	2	3	0	2	0	2	32
42	Courtney Alvey.....	*	4-6	0-0	3-4	3	7	10	4	11	0	3	3	0	32
03	Megan Klipfel.....		0-0	0-0	0-0	0	0	0	1	0	1	0	0	0	4
	TEAM.....					2	3	5							
	Totals.....		17-35	5-12	12-16	6	16	22	13	51	12	21	3	8	160

TOTAL FG% 1st Half:	8-15	53.3%	2nd Half:	9-20	45.0%	Game: 48.6%	DEADB
3-Pt. FG% 1st Half:	3-5	60.0%	2nd Half:	2-7	28.6%	Game: 41.7%	REBS
F Throw % 1st Half:	7-8	87.5%	2nd Half:	5-8	62.5%	Game: 75.0%	2

Officials: Walter Overton, Sam Layne, Kyle Barnes
Technical fouls: Peabody High School-None. University School of Jackson-None.
Attendance:

Score by Periods	1st	2nd	3rd	4th		Total
Peabody High School.....	7	12	22	21	-	62
University School of Jackson..	10	16	10	15	-	51

All Tournament

All-Tour Team:Brittany Lee-CPA,Jordan Ramsey-Ckrg,Ashley Howard-Ckrg,Jennifer Simpson-PHS,Courtney Alvey-USJ,Jessica Bobbitt-PHS,Katie Brush-USJ,Becca Morris-USJ,Danielle Barnett-PHS (MVP),Rakeshia Perry-PHS ; New Tour Team Rec: Most Blks - Peabody 20, Tie Ind Tour Rec: Most Blks - Jessica Bobbitt 15

Play-By-Play
Peabody High School vs University School of Jackson
3/12/05 5:07 PM at Murphy Center, Murfreesboro, TN

1st PERIOD Play-by-Play (Page 1)

HOME TEAM: University School of	TIME	SCORE	MAR	VISITORS: Peabody High School
	07:46			MISSED JUMPER by Danielle Barnett
REBOUND (DEF) by Katie Brush	07:46			
	07:22			FOUL by Jessica Bobbitt
GOOD! FT SHOT by Katie Brush	07:22	1-0	H 1	
MISSED FT SHOT by Katie Brush	07:22			
	07:22			REBOUND (DEF) by Rakeshia Perry
FOUL by Katie Brush	07:13			
	07:07			TURNOVR by Jessica Bobbitt
STEAL by Audra Taylor	07:06			
MISSED 3 PTR by Becca Morris	06:50			
	06:50			REBOUND (DEF) by (TEAM)
	06:35			MISSED JUMPER by Jennifer Simpson
REBOUND (DEF) by Becca Morris	06:35			
MISSED JUMPER by Becca Morris	05:59			
	05:59			BLOCK by Rakeshia Perry
REBOUND (OFF) by (TEAM)	05:58			
	05:53			FOUL by Jessica Bobbitt
GOOD! FT SHOT by Courtney Alvey	05:53	2-0	H 2	
GOOD! FT SHOT by Courtney Alvey	05:53	3-0	H 3	
	05:41			TURNOVR by Jennifer Simpson
FOUL by Becca Morris	05:02			
TURNOVR by Becca Morris	05:02			
	04:52			MISSED 3 PTR by Jennifer Simpson
REBOUND (DEF) by Katie Brush	04:52			
TURNOVR by Jessie Metcalf	04:09			
	04:08			STEAL by Jennifer Simpson
	03:53			TIMEOUT MEDIA
	03:34			MISSED 3 PTR by Megan Meece
	03:34			REBOUND (OFF) by Danielle Barnett
	03:16			TURNOVR by Rakeshia Perry
STEAL by Becca Morris	03:15			
GOOD! 3 PTR by Audra Taylor	03:04	6-0	H 6	
ASSIST by Jessie Metcalf	03:04			
	02:55			MISSED JUMPER by Jennifer Simpson
REBOUND (DEF) by (TEAM)	02:55			
TURNOVR by Jessie Metcalf	02:42			
	02:41			STEAL by Danielle Barnett
	02:39	6-2	H 4	GOOD! LAYUP by Jennifer Simpson [PNT]
	02:39			ASSIST by Danielle Barnett
TURNOVR by Becca Morris	02:25			
	02:24			STEAL by Danielle Barnett
	02:21	6-4	H 2	GOOD! JUMPER by Danielle Barnett [PNT]
MISSED 3 PTR by Katie Brush	01:49			
	01:49			REBOUND (DEF) by Jennifer Simpson
	01:33			MISSED 3 PTR by Jennifer Simpson
REBOUND (DEF) by (TEAM)	01:33			
	01:24			FOUL by Rakeshia Perry
GOOD! FT SHOT by Katie Brush	01:24	7-4	H 3	
GOOD! FT SHOT by Katie Brush	01:24	8-4	H 4	
	00:55	8-7	H 1	GOOD! 3 PTR by Danielle Barnett
	00:55			ASSIST by Rakeshia Perry
	00:33			FOUL by Jennifer Simpson
GOOD! FT SHOT by Becca Morris	00:33	9-7	H 2	
GOOD! FT SHOT by Becca Morris	00:33	10-7	H 3	
	00:03			MISSED 3 PTR by Megan Meece
	00:03			REBOUND (OFF) by Megan Meece

University School of Jackson 10, Peabody High School 7

2nd PERIOD Play-by-Play (Page 1)

HOME TEAM: University School of	TIME	SCORE	MAR	VISITORS: Peabody High School

TURNOVR by Courtney Alvey	07:46			
	07:44			STEAL by Jessica Bobbitt
	07:29	10-9	H 1	GOOD! JUMPER by Rakeshia Perry
	07:29			ASSIST by Jennifer Simpson
GOOD! 3 PTR by Becca Morris	07:01	13-9	H 4	
ASSIST by Jessie Metcalf	07:01			
	06:35			TURNOVR by Danielle Barnett
STEAL by Becca Morris	06:34			
GOOD! LAYUP by Katie Brush [FB/PNT]	06:29	15-9	H 6	
	05:54			MISSED JUMPER by Jessica Bobbitt
REBOUND (DEF) by Courtney Alvey	05:54			
GOOD! JUMPER by Katie Brush [PNT]	05:36	17-9	H 8	
FOUL by Katie Brush	05:19			
	05:10			MISSED JUMPER by Rakeshia Perry
	05:10			REBOUND (OFF) by Jessica Bobbitt
	05:07	17-11	H 6	GOOD! JUMPER by Jessica Bobbitt [PNT]
MISSED JUMPER by Courtney Alvey	04:48			
	04:48			REBOUND (DEF) by Janet Orgain
	04:21	17-14	H 3	GOOD! 3 PTR by Janet Orgain
	04:21			ASSIST by Megan Meece
TURNOVR by Jessie Metcalf	04:12			
	04:06			MISSED JUMPER by Danielle Barnett
	04:06			REBOUND (OFF) by Rakeshia Perry
	04:04	17-16	H 1	GOOD! JUMPER by Rakeshia Perry [PNT]
FOUL by Katie Brush	04:04			
	04:04	17-17	T 1	GOOD! FT SHOT by Rakeshia Perry
TIMEOUT TEAM	04:04			
GOOD! 3 PTR by Becca Morris	03:45	20-17	H 3	
ASSIST by Megan Klipfel	03:45			
	03:22			MISSED JUMPER by Rakeshia Perry
REBOUND (DEF) by Courtney Alvey	03:22			
GOOD! JUMPER by Courtney Alvey [PNT]	02:52	22-17	H 5	
ASSIST by Jessie Metcalf	02:52			
	02:29	22-19	H 3	GOOD! JUMPER by Jennifer Simpson [PNT]
	02:19			FOUL by Jennifer Simpson
MISSED JUMPER by Audra Taylor	02:12			
	02:12			REBOUND (DEF) by (TEAM)
	01:53			MISSED 3 PTR by Danielle Barnett
REBOUND (DEF) by (TEAM)	01:53			
TURNOVR by Becca Morris	01:50			
	01:50			STEAL by Rakeshia Perry
	01:49			MISSED JUMPER by Rakeshia Perry
REBOUND (DEF) by Courtney Alvey	01:49			
TURNOVR by Becca Morris	01:35			
	01:34			STEAL by Jessica Bobbitt
	01:26			FOUL by Jennifer Simpson
	01:26			TURNOVR by Jennifer Simpson
TURNOVR by Becca Morris	01:25			
	01:25			STEAL by Jennifer Simpson
	01:25			TURNOVR by Jennifer Simpson
MISSED JUMPER by Becca Morris	01:19			
REBOUND (OFF) by Courtney Alvey	01:19			
MISSED JUMPER by Courtney Alvey	01:17			
	01:17			REBOUND (DEF) by Rakeshia Perry
	01:04			TURNOVR by Danielle Barnett
STEAL by Audra Taylor	01:03			
GOOD! JUMPER by Courtney Alvey [PNT]	00:43	24-19	H 5	
ASSIST by Becca Morris	00:43			
	00:17			TURNOVR by Janet Orgain
GOOD! JUMPER by Becca Morris [PNT]	00:07	26-19	H 7	
ASSIST by Jessie Metcalf	00:07			
FOUL by Megan Klipfel	00:00			

University School of Jackson 26, Peabody High School 19

3rd PERIOD Play-by-Play (Page 1)

HOME TEAM: University School of	TIME	SCORE	MAR	VISITORS: Peabody High School
	07:31			MISSED JUMPER by Jessica Bobbitt
	07:31			REBOUND (OFF) by Danielle Barnett

	07:26			MISSED JUMPER by Danielle Barnett
BLOCK by Courtney Alvey	07:26			
REBOUND (DEF) by Audra Taylor	07:23			
MISSED JUMPER by Becca Morris	07:11			
	07:11			BLOCK by Jessica Bobbitt
	07:09			REBOUND (DEF) by Jessica Bobbitt
	06:55	26-22	H 4	GOOD! 3 PTR by Danielle Barnett
	06:55			ASSIST by Celeste Cox
	06:45			FOUL by Danielle Barnett
GOOD! FT SHOT by Katie Brush	06:45	27-22	H 5	
GOOD! FT SHOT by Katie Brush	06:45	28-22	H 6	
	06:29	28-25	H 3	GOOD! 3 PTR by Danielle Barnett
	06:29			ASSIST by Jennifer Simpson
MISSED 3 PTR by Becca Morris	06:03			
REBOUND (OFF) by Jessie Metcalf	06:03			
MISSED JUMPER by Katie Brush	05:53			
	05:53			BLOCK by Jessica Bobbitt
REBOUND (OFF) by Courtney Alvey	05:51			
	05:51			FOUL by Danielle Barnett
MISSED FT SHOT by Courtney Alvey	05:51			
REBOUND (OFF) by (DEADBALL)	05:51			
GOOD! FT SHOT by Courtney Alvey	05:51	29-25	H 4	
FOUL by Becca Morris	05:43			
	05:40	29-27	H 2	GOOD! JUMPER by Jessica Bobbitt [PNT]
	05:40			ASSIST by Celeste Cox
MISSED JUMPER by Becca Morris	05:19			
	05:19			BLOCK by Jessica Bobbitt
REBOUND (OFF) by (TEAM)	05:17			
MISSED JUMPER by Becca Morris	05:16			
	05:16			BLOCK by Jessica Bobbitt
	05:15			REBOUND (DEF) by Jennifer Simpson
	05:02			MISSED JUMPER by Jennifer Simpson
	05:02			REBOUND (OFF) by Danielle Barnett
	05:00	29-29	T 2	GOOD! JUMPER by Danielle Barnett
TURNOVR by Becca Morris	04:49			
	04:48			STEAL by Rakeshia Perry
	04:30			TURNOVR by Rakeshia Perry
TURNOVR by Becca Morris	04:28			
	04:24	29-31	V 2	GOOD! JUMPER by Jessica Bobbitt [PNT]
	04:24			ASSIST by Celeste Cox
TURNOVR by Katie Brush	04:14			
	04:13			STEAL by Danielle Barnett
FOUL by Becca Morris	04:12			
	04:12			MISSED FT SHOT by Jessica Bobbitt
	04:12			REBOUND (OFF) by (DEADBALL)
	04:12			MISSED FT SHOT by Jessica Bobbitt
REBOUND (DEF) by Courtney Alvey	04:12			
GOOD! 3 PTR by Jessie Metcalf	03:41	32-31	H 1	
ASSIST by Becca Morris	03:41			
	03:22	32-34	V 2	GOOD! 3 PTR by Danielle Barnett
	03:22			ASSIST by Celeste Cox
MISSED JUMPER by Becca Morris	02:46			
	02:46			REBOUND (DEF) by Jessica Bobbitt
	02:21			TURNOVR by Jennifer Simpson
STEAL by Jessie Metcalf	02:20			
MISSED JUMPER by Katie Brush	02:03			
	02:03			BLOCK by Jessica Bobbitt
REBOUND (OFF) by Courtney Alvey	02:02			
TURNOVR by Courtney Alvey	02:02			
	02:02			TIMEOUT MEDIA
	01:48			MISSED JUMPER by Rakeshia Perry
BLOCK by Courtney Alvey	01:48			
	01:46			REBOUND (OFF) by Jennifer Simpson
	01:43	32-36	V 4	GOOD! JUMPER by Jennifer Simpson [PNT]
GOOD! JUMPER by Katie Brush	01:29	34-36	V 2	
	01:10	34-39	V 5	GOOD! 3 PTR by Megan Meece
	01:10			ASSIST by Danielle Barnett
MISSED 3 PTR by Jessie Metcalf	00:53			
	00:53			REBOUND (DEF) by Rakeshia Perry
	00:40			MISSED 3 PTR by Megan Meece
REBOUND (DEF) by Courtney Alvey	00:40			
GOOD! LAYUP by Katie Brush [FB/PNT]	00:34	36-39	V 3	
FOUL by Courtney Alvey	00:01			

	00:01	36-40	V 4	GOOD! FT SHOT by Jennifer Simpson
	00:01	36-41	V 5	GOOD! FT SHOT by Jennifer Simpson
TURNOVR by Katie Brush	00:00			
	00:00			STEAL by Jennifer Simpson

Peabody High School 41, University School of Jackson 36

4th PERIOD Play-by-Play (Page 1)

HOME TEAM: University School of	TIME	SCORE	MAR	VISITORS: Peabody High School
GOOD! LAYUP by Becca Morris [PNT]	07:41	38-41	V 3	
ASSIST by Jessie Metcalf	07:41			
	07:20	38-43	V 5	GOOD! JUMPER by Danielle Barnett
FOUL by Courtney Alvey	07:20			
	07:20			MISSED FT SHOT by Danielle Barnett
	07:20			REBOUND (OFF) by Rakeshia Perry
	07:17	38-45	V 7	GOOD! JUMPER by Rakeshia Perry [PNT]
TIMEOUT 30sec	07:08			
TURNOVR by Katie Brush	07:00			
	06:59			STEAL by Jessica Bobbitt
FOUL by Audra Taylor	06:58			
	06:58			MISSED FT SHOT by Danielle Barnett
	06:58			REBOUND (OFF) by (DEADBALL)
	06:58			MISSED FT SHOT by Danielle Barnett
REBOUND (DEF) by Audra Taylor	06:58			
	06:44			FOUL by Jessica Bobbitt
GOOD! FT SHOT by Katie Brush	06:44	39-45	V 6	
MISSED FT SHOT by Katie Brush	06:44			
	06:44			REBOUND (DEF) by Rakeshia Perry
	06:34			TURNOVR by Megan Meece
STEAL by Katie Brush	06:33			
	06:29			FOUL by Jessica Bobbitt
MISSED FT SHOT by Katie Brush	06:29			
REBOUND (OFF) by (DEADBALL)	06:29			
GOOD! FT SHOT by Katie Brush	06:29	40-45	V 5	
	06:10	40-47	V 7	GOOD! JUMPER by Jennifer Simpson [PNT]
GOOD! JUMPER by Becca Morris [PNT]	05:49	42-47	V 5	
ASSIST by Jessie Metcalf	05:46			
	05:34			MISSED 3 PTR by Danielle Barnett
	05:34			REBOUND (OFF) by Jennifer Simpson
	05:21			TURNOVR by Jennifer Simpson
GOOD! JUMPER by Courtney Alvey [PNT]	05:08	44-47	V 3	
ASSIST by Jessie Metcalf	05:08			
	04:55			TURNOVR by Jennifer Simpson
STEAL by Katie Brush	04:54			
TURNOVR by Jessie Metcalf	04:47			
	04:47			STEAL by Jessica Bobbitt
	04:42			MISSED LAYUP by Jessica Bobbitt
	04:42			REBOUND (OFF) by Danielle Barnett
	04:38	44-49	V 5	GOOD! JUMPER by Danielle Barnett [PNT]
TURNOVR by Becca Morris	04:29			
	04:28			STEAL by Megan Meece
	04:27	44-51	V 7	GOOD! JUMPER by Jessica Bobbitt [PNT]
	04:27			ASSIST by Megan Meece
TIMEOUT TEAM	04:26			
TURNOVR by Becca Morris	04:15			
	04:01			MISSED JUMPER by Jennifer Simpson
BLOCK by Courtney Alvey	04:01			
REBOUND (DEF) by Jessie Metcalf	03:59			
MISSED 3 PTR by Katie Brush	03:55			
	03:55			REBOUND (DEF) by Jessica Bobbitt
	03:45	44-53	V 9	GOOD! JUMPER by Danielle Barnett [PNT]
FOUL by Courtney Alvey	03:45			
	03:45			TIMEOUT MEDIA
	03:45			MISSED FT SHOT by Danielle Barnett
REBOUND (DEF) by Courtney Alvey	03:45			
TURNOVR by Courtney Alvey	03:42			
FOUL by Audra Taylor	03:39			
	03:39	44-54	V 10	GOOD! FT SHOT by Danielle Barnett
	03:39	44-55	V 11	GOOD! FT SHOT by Danielle Barnett
GOOD! 3 PTR by Becca Morris	03:20	47-55	V 8	

ASSIST by Jessie Metcalf	03:20			
	02:58	47-57	V 10	GOOD! JUMPER by Rakeshia Perry [PNT]
	02:58			ASSIST by Jennifer Simpson
TURNOVR by Audra Taylor	02:47			
	02:45			STEAL by Danielle Barnett
	02:43			TURNOVR by Jennifer Simpson
TURNOVR by Audra Taylor	02:37			
FOUL by Courtney Alvey	02:26			
TIMEOUT TEAM	02:26			
	02:26	47-58	V 11	GOOD! FT SHOT by Jessica Bobbitt
	02:26			MISSED FT SHOT by Jessica Bobbitt
REBOUND (DEF) by Courtney Alvey	02:26			
MISSED 3 PTR by Audra Taylor	01:51			
	01:51			REBOUND (DEF) by Danielle Barnett
	01:23			TURNOVR by Jennifer Simpson
STEAL by Becca Morris	01:22			
GOOD! LAYUP by Becca Morris [FB/PNT]	01:20	49-58	V 9	
	01:04	49-60	V 11	GOOD! JUMPER by Jennifer Simpson [PNT]
	01:04			ASSIST by Megan Meece
TIMEOUT 30sec	00:47			
MISSED 3 PTR by Becca Morris	00:43			
	00:43			REBOUND (DEF) by Danielle Barnett
	00:35			MISSED LAYUP by Rakeshia Perry
	00:35			REBOUND (OFF) by Rakeshia Perry
	00:33	49-62	V 13	GOOD! JUMPER by Rakeshia Perry [PNT]
GOOD! JUMPER by Courtney Alvey	00:20	51-62	V 11	
ASSIST by Katie Brush	00:20			

Peabody High School 62, University School of Jackson 51

Official Basketball Box Score -- 1st Half
Peabody High School vs University School of Jackson
3/12/05 5:07 PM at Murphy Center, Murfreesboro, TN

VISITORS: Peabody High School 30-5

##	Player Name		TOT-FG FG-FGA	3-PT FG-FGA	FT-FTA	REBOUNDS OF	DE	TOT	PF	TP	A	TO	BLK	S	MIN
22	Danielle Barnett....	*	2-5	1-2	0-0	1	0	1	0	5	1	2	0	2	16
25	Celeste Cox.....	*	0-0	0-0	0-0	0	0	0	0	0	0	0	0	0	4
34	Jennifer Simpson....	*	2-6	0-2	0-0	0	1	1	3	4	1	3	0	2	13
41	Jessica Bobbitt.....	*	1-2	0-0	0-0	1	0	1	2	2	0	1	0	2	16
45	Rakeshia Perry.....	*	2-5	0-0	1-1	1	2	3	1	5	1	1	1	1	16
10	Megan Meece.....		0-2	0-2	0-0	1	0	1	0	0	1	0	0	0	10
14	Janet Orgain.....		1-1	1-1	0-0	0	1	1	0	3	0	1	0	0	5
	TEAM.....						2	2							
	Totals.....		8-21	2-7	1-1	4	6	10	6	19	4	8	1	7	80

TOTAL FG% 1st Half: 8-21 38.1%
3-Pt. FG% 1st Half: 2-7 28.6%
F Throw % 1st Half: 1-1 100 %

HOME TEAM: University School of Jackson 26-10

##	Player Name		TOT-FG FG-FGA	3-PT FG-FGA	FT-FTA	REBOUNDS OF	DE	TOT	PF	TP	A	TO	BLK	S	MIN
10	Katie Brush.....	*	2-3	0-1	3-4	0	2	2	3	7	0	0	0	0	12
12	Jessie Metcalf.....	*	0-0	0-0	0-0	0	0	0	0	0	4	3	0	0	16
15	Becca Morris.....	*	3-6	2-3	2-2	0	1	1	1	10	1	5	0	2	16
33	Audra Taylor.....	*	1-2	1-1	0-0	0	0	0	0	3	0	0	0	2	16
42	Courtney Alvey.....	*	2-4	0-0	2-2	1	3	4	0	6	0	1	0	0	16
03	Megan Klipfel.....		0-0	0-0	0-0	0	0	0	1	0	1	0	0	0	4
	TEAM.....					1	3	4							
	Totals.....		8-15	3-5	7-8	2	9	11	5	26	6	9	0	4	80

TOTAL FG% 1st Half: 8-15 53.3%
3-Pt. FG% 1st Half: 3-5 60.0%
F Throw % 1st Half: 7-8 87.5%

Officials: Walter Overton, Sam Layne, Kyle Barnes
Technical fouls: Peabody High School-None. University School of Jackson-None.
Attendance:

Score by Periods	1st	2nd
Peabody High School.....	7	12
University School of Jackson..	10	16

All-Tour Team:Brittany Lee-CPA,Jordan Ramsey-Ckrg,Ashley Howard-Ckrg,Jennifer Simpson-PHS,Courtney Alvey-USJ,Jessica Bobbitt-PHS,Katie Brush-USJ,Becca Morris-USJ,Danielle Barnett-PHS,Rakeshia Perry-PHS (MVP); New Tour Team Rec: Most Blks - Peabody 20, Tie Ind Tour Rec: Most Blks - Jessica Bobbitt 15

2002 Class A State Girls' Basketball Tournament

March 6 - March 9, 2002 · Middle Tennessee State University - Murfreesboro

Game 1
Wed. Mar. 6 10:00 AM

Ezell-Harding (26-3)	59
Friendship Christian (31-2)	36

Game 2
Wed. Mar. 6 11:30 AM

Cloudland (26-7)	43
USJ (29-4)	56

Game 3
Wed. Mar. 6 1:00 PM

Celina (28-4)	47
FRA (29-5)	45

Game 4
Wed. Mar. 6 2:30 PM

Oneida (21-13)	38
Peabody (27-4)	45

Game 5
Fri. Mar. 8 11:30 AM

Ezell-Harding	67
USJ	32

Game 6
Fri. Mar. 8 1:00 PM

Celina	53
Peabody	38

Game 7
Sat. Mar. 9 3:00 PM

Ezell-Harding	53
Celina	38

Ezell-Harding
STATE CHAMPION

Official Basketball Box Score -- GAME TOTALS -- FINAL STATISTICS
University School Lady Bruins vs Cloudland Highlanders
03/06/02 11:45 AM at MURFREESBORO, TN

VISITORS: University School Lady Bruins 30-4

##	Player Name		TOT-FG FG-FGA	3-PT FG-FGA	FT-FTA	REBOUNDS OF	DE	TOT	PF	TP	A	TO	BLK	S	MIN
11	PERRY, Jennifer.....	*	4-6	1-1	1-2	1	1	2	4	10	4	7	0	0	23
20	TRUELL, Kimberly....	*	2-6	1-4	0-0	0	1	1	2	5	7	3	0	1	26
24	COLE, Rachel.....	*	7-9	0-0	3-3	1	3	4	5	17	1	0	0	1	24
31	MORRISON, Meredith..	*	1-2	0-0	0-0	1	2	3	4	2	0	1	0	1	19
33	BAILEY, Rebecca.....	*	0-6	0-6	0-0	0	5	5	1	0	0	2	1	0	28
03	BROWN, Emily.....		2-2	1-1	0-0	0	2	2	0	5	1	0	0	0	4
12	METCALF, Jessie.....		0-0	0-0	0-0	0	0	0	0	0	0	0	0	0	6
25	GATEWOOD, Danielle..		0-1	0-1	0-0	0	0	0	1	0	1	1	0	0	9
42	ALVEY, Courtney.....		6-10	0-0	3-7	2	7	9	2	15	0	2	6	0	15
44	SMITH, Rebecca.....		1-1	0-0	0-0	1	1	2	0	2	0	0	0	0	6
	TEAM.....						8	8				3			
	Totals.....		23-43	3-13	7-12	6	30	36	19	56	14	19	7	3	160

TOTAL FG% 1st Half: 13-24 54.2% 2nd Half: 10-19 52.6% Game: 53.5% DEADB
3-Pt. FG% 1st Half: 3-9 33.3% 2nd Half: 0-4 0.0% Game: 23.1% REBS
F Throw % 1st Half: 1-3 33.3% 2nd Half: 6-9 66.7% Game: 58.3% 2

HOME TEAM: Cloudland Highlanders 26-8

##	Player Name		TOT-FG FG-FGA	3-PT FG-FGA	FT-FTA	REBOUNDS OF	DE	TOT	PF	TP	A	TO	BLK	S	MIN
12	WEBB, Nicki.....	*	2-6	0-0	0-2	3	0	3	0	4	1	1	0	0	18
21	BLAIR, Holly.....	*	1-5	0-1	0-0	1	2	3	2	2	0	3	0	0	22
23	HUGHES, Taukia.....	*	3-15	1-3	7-10	8	3	11	4	14	2	3	1	2	31
24	HANSON, Tara.....	*	5-15	3-11	2-2	1	3	4	2	15	0	3	0	2	32
32	STORIE, Amy.....	*	4-13	0-0	0-2	5	3	8	2	8	0	0	0	2	25
14	BENFIELD, Natasha...		0-3	0-2	0-0	0	0	0	0	0	0	0	0	1	6
22	ARNOLD, Crystal.....		0-4	0-2	0-0	3	1	4	1	0	0	0	0	0	10
25	JOHNSON, Stachia....		0-4	0-2	0-0	1	2	3	1	0	0	3	0	0	9
31	MCKINNEY, Amanda....		0-4	0-0	0-0	2	0	2	1	0	0	1	0	0	7
	TEAM.....					2	3	5							
	Totals.....		15-69	4-21	9-16	26	17	43	13	43	3	14	1	7	160

TOTAL FG% 1st Half: 6-27 22.2% 2nd Half: 9-42 21.4% Game: 21.7% DEADB
3-Pt. FG% 1st Half: 1-4 25.0% 2nd Half: 3-17 17.6% Game: 19.0% REBS
F Throw % 1st Half: 2-6 33.3% 2nd Half: 7-10 70.0% Game: 56.3% 5

Officials:
Technical fouls: University School Lady Bruins-None. Cloudland Highlanders-None.
Attendance:

Score by Periods	1st	2nd	3rd	4th		Total
University School Lady Bruins.	16	14	14	12	-	56
Cloudland Highlanders.....	9	6	6	22	-	43

Play-By-Play
University School Lady Bruins vs Cloudland Highlanders
03/06/02 11:45 AM at MURFREESBORO, TN

1st PERIOD Play-by-Play (Page 1)

HOME TEAM: Cloudland Highlander	TIME	SCORE	MAR	VISITORS: University School La
	07:43			MISSED 3 PTR by BAILEY, Rebecca
REBOUND (DEF) by HANSON, Tara	07:43			
TURNOVR by BLAIR, Holly	07:35			
	07:31			STEAL by MORRISON, Meredith
	07:13			TURNOVR by PERRY, Jennifer
	07:09			FOUL by COLE, Rachel
	06:58	0-2	V 2	GOOD! JUMPER by COLE, Rachel
	06:58			ASSIST by COLE, Rachel
GOOD! JUMPER by HANSON, Tara	06:38	2-2	T 1	
MISSED JUMPER by HUGHES, Taukia	06:15			
REBOUND (OFF) by STORIE, Amy	06:15			
GOOD! JUMPER by STORIE, Amy	06:11	4-2	H 2	
	06:02	4-5	V 1	GOOD! 3 PTR by PERRY, Jennifer
TURNOVR by HANSON, Tara	05:50			
	05:49			STEAL by TRUELL, Kimberly
	05:46	4-7	V 3	GOOD! JUMPER by PERRY, Jennifer
	05:46			ASSIST by TRUELL, Kimberly
TURNOVR by WEBB, Nicki	05:37			
	05:25	4-9	V 5	GOOD! JUMPER by COLE, Rachel
	05:25			ASSIST by TRUELL, Kimberly
MISSED JUMPER by WEBB, Nicki	05:10			
REBOUND (OFF) by HUGHES, Taukia	05:10			
	05:04			FOUL by MORRISON, Meredith
GOOD! JUMPER by WEBB, Nicki	04:52	6-9	V 3	
ASSIST by HUGHES, Taukia	04:52			
	04:31			TURNOVR by PERRY, Jennifer
MISSED JUMPER by HUGHES, Taukia	04:17			
REBOUND (OFF) by WEBB, Nicki	04:17			
MISSED 3 PTR by HANSON, Tara	04:11			
	04:11			REBOUND (DEF) by MORRISON, Meredith
	03:58			TURNOVR by BAILEY, Rebecca
STEAL by HANSON, Tara	03:56			
GOOD! JUMPER by BLAIR, Holly	03:49	8-9	V 1	
ASSIST by WEBB, Nicki	03:49			
	03:40			TURNOVR by TRUELL, Kimberly
	03:19			FOUL by MORRISON, Meredith
MISSED FT SHOT by HUGHES, Taukia	03:12			
REBOUND (OFF) by (DEADBALL)	03:12			
GOOD! FT SHOT by HUGHES, Taukia	03:12	9-9	T 2	
	02:59			MISSED 3 PTR by BAILEY, Rebecca
	02:59			REBOUND (OFF) by PERRY, Jennifer
	02:57			MISSED JUMPER by PERRY, Jennifer
REBOUND (DEF) by STORIE, Amy	02:57			
	02:50			FOUL by COLE, Rachel
MISSED JUMPER by STORIE, Amy	02:47			
REBOUND (OFF) by HUGHES, Taukia	02:47			
MISSED JUMPER by HUGHES, Taukia	02:44			
	02:44			BLOCK by ALVEY, Courtney
	02:41			REBOUND (DEF) by COLE, Rachel
	02:36	9-11	V 2	GOOD! JUMPER by ALVEY, Courtney
	02:36			ASSIST by PERRY, Jennifer
	02:17			FOUL by PERRY, Jennifer
MISSED 3 PTR by HUGHES, Taukia	01:39			
	01:39			REBOUND (DEF) by BAILEY, Rebecca
FOUL by BLAIR, Holly	01:36			
	01:15			MISSED JUMPER by ALVEY, Courtney

1st PERIOD Play-by-Play (Page 2)

HOME TEAM: Cloudland Highlander	TIME	SCORE	MAR	VISITORS: University School La
BLOCK by HUGHES, Taukia	01:15			

REBOUND (DEF) by HANSON, Tara	01:13			
TURNOVR by BLAIR, Holly	01:07			
	00:53			MISSED JUMPER by ALVEY, Courtney
	00:53			REBOUND (OFF) by ALVEY, Courtney
	00:50	9-13	V 4	GOOD! JUMPER by ALVEY, Courtney
TURNOVR by JOHNSON, Stachia	00:38			
	00:26	9-16	V 7	GOOD! 3 PTR by TRUELL, Kimberly
	00:26			ASSIST by GATEWOOD, Danielle
MISSED JUMPER by JOHNSON, Stachia	00:05			
	00:05			REBOUND (DEF) by (TEAM)
	00:00			MISSED 3 PTR by TRUELL, Kimberly
REBOUND (DEF) by (TEAM)	00:00			

University School Lady Bruins 16, Cloudland Highlanders 9

2nd PERIOD Play-by-Play (Page 1)

HOME TEAM: Cloudland Highlander	TIME	SCORE	MAR	VISITORS: University School La
	07:49			TURNOVR by GATEWOOD, Danielle
STEAL by STORIE, Amy	07:47			
MISSED JUMPER by HANSON, Tara	07:38			
	07:38			REBOUND (DEF) by ALVEY, Courtney
	07:27			MISSED 3 PTR by GATEWOOD, Danielle
REBOUND (DEF) by HUGHES, Taukia	07:27			
	07:21			FOUL by GATEWOOD, Danielle
MISSED FT SHOT by HUGHES, Taukia	07:21			
REBOUND (OFF) by (DEADBALL)	07:21			
GOOD! FT SHOT by HUGHES, Taukia	07:21	10-16	V 6	
	07:08			MISSED 3 PTR by BAILEY, Rebecca
REBOUND (DEF) by JOHNSON, Stachia	07:08			
MISSED JUMPER by BLAIR, Holly	06:58			
REBOUND (OFF) by HUGHES, Taukia	06:58			
TURNOVR by JOHNSON, Stachia	06:51			
FOUL by HANSON, Tara	06:38			
	06:36			TURNOVR by PERRY, Jennifer
TURNOVR by HUGHES, Taukia	06:20			
	06:10			MISSED JUMPER by ALVEY, Courtney
REBOUND (DEF) by HUGHES, Taukia	06:10			
MISSED JUMPER by HUGHES, Taukia	06:03			
	06:03			BLOCK by ALVEY, Courtney
REBOUND (OFF) by (TEAM)	06:01			
TURNOVR by JOHNSON, Stachia	05:59			
	05:47	10-18	V 8	GOOD! JUMPER by PERRY, Jennifer
MISSED JUMPER by STORIE, Amy	05:17			
	05:17			REBOUND (DEF) by BAILEY, Rebecca
FOUL by STORIE, Amy	05:07			
	05:07			MISSED FT SHOT by ALVEY, Courtney
	05:07			REBOUND (OFF) by (DEADBALL)
	05:07			MISSED FT SHOT by ALVEY, Courtney
REBOUND (DEF) by BLAIR, Holly	05:07			
GOOD! 3 PTR by HUGHES, Taukia	05:03	13-18	V 5	
	04:50	13-20	V 7	GOOD! JUMPER by ALVEY, Courtney
FOUL by STORIE, Amy	04:50			
	04:50	13-21	V 8	GOOD! FT SHOT by ALVEY, Courtney
MISSED JUMPER by STORIE, Amy	04:18			
	04:18			REBOUND (DEF) by BAILEY, Rebecca
FOUL by BLAIR, Holly	04:17			
	04:04	13-23	V 10	GOOD! JUMPER by ALVEY, Courtney
	04:04			ASSIST by TRUELL, Kimberly
MISSED JUMPER by STORIE, Amy	03:45			
	03:45			BLOCK by ALVEY, Courtney
REBOUND (OFF) by HUGHES, Taukia	03:43			
GOOD! JUMPER by HUGHES, Taukia	03:36	15-23	V 8	
	03:16			MISSED JUMPER by PERRY, Jennifer
REBOUND (DEF) by STORIE, Amy	03:16			
MISSED JUMPER by HANSON, Tara	02:58			
	02:58			REBOUND (DEF) by SMITH, Rebecca

	02:47			FOUL by ALVEY, Courtney
	02:47			TURNOVR by ALVEY, Courtney
MISSED 3 PTR by BENFIELD, Natasha	02:38			
	02:38			REBOUND (DEF) by (TEAM)
	02:19			MISSED 3 PTR by BAILEY, Rebecca
REBOUND (DEF) by HANSON, Tara	02:19			
	02:10			FOUL by TRUELL, Kimberly

2nd PERIOD Play-by-Play (Page 2)

HOME TEAM: Cloudland Highlander	TIME	SCORE	MAR	VISITORS: University School La
MISSED FT SHOT by WEBB, Nicki	02:10			
REBOUND (OFF) by (DEADBALL)	02:10			
MISSED FT SHOT by WEBB, Nicki	02:10			
REBOUND (OFF) by HUGHES, Taukia	02:10			
MISSED JUMPER by BENFIELD, Natasha	02:10			
	02:10			REBOUND (DEF) by ALVEY, Courtney
	02:10	15-25	V 10	GOOD! JUMPER by SMITH, Rebecca
	02:10			ASSIST by PERRY, Jennifer
MISSED JUMPER by MCKINNEY, Amanda	01:51			
	01:51			REBOUND (DEF) by PERRY, Jennifer
	01:47			TURNOVR by TRUELL, Kimberly
STEAL by BENFIELD, Natasha	01:46			
TURNOVR by HUGHES, Taukia	01:27			
	01:10	15-27	V 12	GOOD! JUMPER by BROWN, Emily
	01:10			ASSIST by TRUELL, Kimberly
MISSED JUMPER by HUGHES, Taukia	00:56			
	00:56			BLOCK by ALVEY, Courtney
REBOUND (OFF) by HUGHES, Taukia	00:54			
MISSED JUMPER by WEBB, Nicki	00:44			
REBOUND (OFF) by WEBB, Nicki	00:44			
TURNOVR by HUGHES, Taukia	00:37			
	00:15	15-30	V 15	GOOD! 3 PTR by BROWN, Emily
	00:15			ASSIST by TRUELL, Kimberly
MISSED JUMPER by WEBB, Nicki	00:04			
	00:04			REBOUND (DEF) by BROWN, Emily

University School Lady Bruins 30, Cloudland Highlanders 15

3rd PERIOD Play-by-Play (Page 1)

HOME TEAM: Cloudland Highlander	TIME	SCORE	MAR	VISITORS: University School La
MISSED JUMPER by BLAIR, Holly	07:45			
REBOUND (OFF) by WEBB, Nicki	07:45			
GOOD! JUMPER by STORIE, Amy	07:35	17-30	V 13	
	07:23			TURNOVR by BAILEY, Rebecca
STEAL by STORIE, Amy	07:21			
GOOD! JUMPER by WEBB, Nicki	07:18	19-30	V 11	
	06:53			TURNOVR by PERRY, Jennifer
STEAL by HUGHES, Taukia	06:52			
	06:52			FOUL by PERRY, Jennifer
GOOD! JUMPER by STORIE, Amy	06:38	21-30	V 9	
ASSIST by HUGHES, Taukia	06:38			
	06:32			TIMEOUT 30sec
	06:24			MISSED 3 PTR by BAILEY, Rebecca
REBOUND (DEF) by STORIE, Amy	06:24			
MISSED JUMPER by HUGHES, Taukia	06:16			
	06:16			REBOUND (DEF) by COLE, Rachel
	05:58	21-32	V 11	GOOD! JUMPER by COLE, Rachel
FOUL by HUGHES, Taukia	05:58			
	05:58	21-33	V 12	GOOD! FT SHOT by COLE, Rachel
TURNOVR by BLAIR, Holly	05:44			
	05:33			MISSED 3 PTR by BAILEY, Rebecca
REBOUND (DEF) by (TEAM)	05:33			
MISSED 3 PTR by HANSON, Tara	05:21			
	05:21			REBOUND (DEF) by BAILEY, Rebecca
	05:09	21-35	V 14	GOOD! JUMPER by COLE, Rachel
	05:09			ASSIST by TRUELL, Kimberly

MISSED JUMPER by WEBB, Nicki	04:46			
	04:46			REBOUND (DEF) by COLE, Rachel
	04:35	21-37	V 16	GOOD! JUMPER by MORRISON, Meredith
	04:35			ASSIST by PERRY, Jennifer
MISSED 3 PTR by HANSON, Tara	04:24			
REBOUND (OFF) by HUGHES, Taukia	04:24			
	04:16			FOUL by TRUELL, Kimberly
	04:11			TURNOVR by TRUELL, Kimberly
	04:08			MISSED JUMPER by COLE, Rachel
	04:08			REBOUND (OFF) by MORRISON, Meredith
	04:04			MISSED JUMPER by MORRISON, Meredith
	04:04			REBOUND (OFF) by COLE, Rachel
	03:41			TURNOVR by PERRY, Jennifer
MISSED JUMPER by STORIE, Amy	03:28			
	03:28			REBOUND (DEF) by (TEAM)
FOUL by HUGHES, Taukia	03:15			
	03:15	21-38	V 17	GOOD! FT SHOT by COLE, Rachel
	03:15	21-39	V 18	GOOD! FT SHOT by COLE, Rachel
	03:00			FOUL by COLE, Rachel
MISSED JUMPER by HUGHES, Taukia	02:50			
REBOUND (OFF) by ARNOLD, Crystal	02:50			
MISSED 3 PTR by HANSON, Tara	02:33			
REBOUND (OFF) by ARNOLD, Crystal	02:33			
MISSED JUMPER by ARNOLD, Crystal	02:22			
REBOUND (OFF) by (TEAM)	02:22			
MISSED 3 PTR by HUGHES, Taukia	02:12			
REBOUND (OFF) by JOHNSON, Stachia	02:12			
MISSED JUMPER by STORIE, Amy	02:05			
REBOUND (OFF) by STORIE, Amy	02:05			
MISSED JUMPER by STORIE, Amy	01:46			

3rd PERIOD Play-by-Play (Page 2)

HOME TEAM: Cloudland Highlander	TIME	SCORE	MAR	VISITORS: University School La
	01:46			REBOUND (DEF) by (TEAM)
	01:26			MISSED 3 PTR by TRUELL, Kimberly
	01:26			REBOUND (OFF) by SMITH, Rebecca
	01:15	21-41	V 20	GOOD! JUMPER by TRUELL, Kimberly
MISSED JUMPER by JOHNSON, Stachia	01:05			
REBOUND (OFF) by ARNOLD, Crystal	01:05			
	01:02			FOUL by PERRY, Jennifer
MISSED JUMPER by MCKINNEY, Amanda	00:35			
	00:35			BLOCK by ALVEY, Courtney
REBOUND (OFF) by BLAIR, Holly	00:33			
MISSED JUMPER by BLAIR, Holly	00:31			
REBOUND (OFF) by MCKINNEY, Amanda	00:31			
MISSED JUMPER by MCKINNEY, Amanda	00:27			
	00:27			REBOUND (DEF) by ALVEY, Courtney
	00:23	21-43	V 22	GOOD! JUMPER by PERRY, Jennifer
MISSED 3 PTR by BLAIR, Holly	00:12			
	00:12			REBOUND (DEF) by BAILEY, Rebecca
FOUL by JOHNSON, Stachia	00:00			
	00:00			MISSED FT SHOT by ALVEY, Courtney
	00:00			REBOUND (OFF) by (DEADBALL)
	00:00	21-44	V 23	GOOD! FT SHOT by ALVEY, Courtney

University School Lady Bruins 44, Cloudland Highlanders 21

4th PERIOD Play-by-Play (Page 1)

HOME TEAM: Cloudland Highlander	TIME	SCORE	MAR	VISITORS: University School La
GOOD! JUMPER by HUGHES, Taukia	07:54	23-44	V 21	
	07:49			FOUL by ALVEY, Courtney
GOOD! FT SHOT by HUGHES, Taukia	07:49	24-44	V 20	
	07:41			MISSED JUMPER by COLE, Rachel
REBOUND (DEF) by (TEAM)	07:41			
GOOD! JUMPER by HANSON, Tara	07:29	26-44	V 18	

	07:23			TURNOVR by ALVEY, Courtney
STEAL by HUGHES, Taukia	07:22			
MISSED JUMPER by HUGHES, Taukia	07:20			
	07:20			REBOUND (DEF) by ALVEY, Courtney
	07:08			TURNOVR by (TEAM)
	07:08			TIMEOUT 30sec
GOOD! 3 PTR by HANSON, Tara	06:48	29-44	V 15	
	06:44			TURNOVR by PERRY, Jennifer
GOOD! JUMPER by STORIE, Amy	06:32	31-44	V 13	
	06:18	31-46	V 15	GOOD! JUMPER by COLE, Rachel
	06:18			ASSIST by BROWN, Emily
MISSED 3 PTR by ARNOLD, Crystal	06:06			
	06:06			REBOUND (DEF) by BROWN, Emily
FOUL by ARNOLD, Crystal	06:02			
	05:50	31-48	V 17	GOOD! JUMPER by ALVEY, Courtney
	05:50			ASSIST by TRUELL, Kimberly
GOOD! 3 PTR by HANSON, Tara	05:36	34-48	V 14	
	05:17			MISSED JUMPER by ALVEY, Courtney
REBOUND (DEF) by ARNOLD, Crystal	05:17			
MISSED 3 PTR by ARNOLD, Crystal	05:05			
REBOUND (OFF) by HUGHES, Taukia	05:05			
MISSED JUMPER by HUGHES, Taukia	05:03			
	05:03			REBOUND (DEF) by ALVEY, Courtney
	04:54	34-50	V 16	GOOD! JUMPER by COLE, Rachel
	04:54			ASSIST by PERRY, Jennifer
GOOD! 3 PTR by HANSON, Tara	04:41	37-50	V 13	
TIMEOUT TEAM	04:38			
	04:12			FOUL by PERRY, Jennifer
	04:08			TURNOVR by PERRY, Jennifer
MISSED JUMPER by STORIE, Amy	04:05			
REBOUND (OFF) by HANSON, Tara	04:05			
MISSED 3 PTR by HANSON, Tara	04:04			
	04:04			REBOUND (DEF) by TRUELL, Kimberly
	03:43	37-52	V 15	GOOD! JUMPER by COLE, Rachel
TURNOVR by HANSON, Tara	03:32			
	03:30			STEAL by COLE, Rachel
	03:27			FOUL by COLE, Rachel
TURNOVR by HANSON, Tara	03:27			
MISSED JUMPER by ARNOLD, Crystal	03:11			
	03:11			BLOCK by ALVEY, Courtney
	03:09			REBOUND (DEF) by ALVEY, Courtney
	02:46			MISSED 3 PTR by TRUELL, Kimberly
REBOUND (DEF) by BLAIR, Holly	02:46			
	02:35			FOUL by COLE, Rachel
MISSED FT SHOT by HUGHES, Taukia	02:35			
REBOUND (OFF) by (DEADBALL)	02:35			
GOOD! FT SHOT by HUGHES, Taukia	02:35	38-52	V 14	
GOOD! FT SHOT by HUGHES, Taukia	02:35	39-52	V 13	
FOUL by HANSON, Tara	02:14			
	02:11			FOUL by MORRISON, Meredith

4th PERIOD Play-by-Play (Page 2)

HOME TEAM: Cloudland Highlander	TIME	SCORE	MAR	VISITORS: University School La
TURNOVR by MCKINNEY, Amanda	02:11			
GOOD! FT SHOT by HUGHES, Taukia	02:11	40-52	V 12	
GOOD! FT SHOT by HUGHES, Taukia	02:11	41-52	V 11	
	02:04			TURNOVR by (TEAM)
TIMEOUT TEAM	02:04			
MISSED 3 PTR by JOHNSON, Stachia	01:49			
REBOUND (OFF) by STORIE, Amy	01:49			
	01:44			FOUL by BAILEY, Rebecca
MISSED FT SHOT by STORIE, Amy	01:42			
REBOUND (OFF) by (DEADBALL)	01:42			
MISSED FT SHOT by STORIE, Amy	01:42			
	01:42			REBOUND (DEF) by MORRISON, Meredith
	01:14			MISSED JUMPER by TRUELL, Kimberly
	01:14			REBOUND (OFF) by ALVEY, Courtney

	01:09	41-54	V 13	GOOD! JUMPER by ALVEY, Courtney
MISSED JUMPER by HUGHES, Taukia	00:57			
REBOUND (OFF) by STORIE, Amy	00:57			
MISSED 3 PTR by JOHNSON, Stachia	00:53			
	00:53			REBOUND (DEF) by (TEAM)
MISSED 3 PTR by BENFIELD, Natasha	00:43			
	00:43			BLOCK by BAILEY, Rebecca
REBOUND (OFF) by STORIE, Amy	00:38			
MISSED JUMPER by STORIE, Amy	00:38			
	00:38			REBOUND (DEF) by (TEAM)
FOUL by HUGHES, Taukia	00:38			
	00:36			TURNOVR by MORRISON, Meredith
STEAL by HANSON, Tara	00:35			
	00:35			FOUL by MORRISON, Meredith
GOOD! FT SHOT by HANSON, Tara	00:35	42-54	V 12	
GOOD! FT SHOT by HANSON, Tara	00:35	43-54	V 11	
FOUL by HUGHES, Taukia	00:28			
	00:28	43-55	V 12	GOOD! FT SHOT by PERRY, Jennifer
	00:28			MISSED FT SHOT by PERRY, Jennifer
REBOUND (DEF) by JOHNSON, Stachia	00:28			
MISSED 3 PTR by HANSON, Tara	00:25			
	00:25			REBOUND (DEF) by ALVEY, Courtney
FOUL by MCKINNEY, Amanda	00:20			
	00:18	43-56	V 13	GOOD! FT SHOT by ALVEY, Courtney
	00:18			MISSED FT SHOT by ALVEY, Courtney
REBOUND (DEF) by HUGHES, Taukia	00:18			
MISSED 3 PTR by HANSON, Tara	00:12			
REBOUND (OFF) by MCKINNEY, Amanda	00:12			
MISSED JUMPER by MCKINNEY, Amanda	00:04			
	00:04			REBOUND (DEF) by (TEAM)
	00:03			TURNOVR by (TEAM)
MISSED 3 PTR by HANSON, Tara	00:00			
	00:00			REBOUND (DEF) by (TEAM)

University School Lady Bruins 56, Cloudland Highlanders 43

Official Basketball Box Score -- GAME TOTALS -- FINAL STATISTICS
University School Lady Bruins vs Ezell-Harding Lady Eagles
03/08/02 11:30am at Murfreesboro, TN

VISITORS: University School Lady Bruins 30-5

##	Player Name		TOT-FG FG-FGA	3-PT FG-FGA	FT-FTA	REBOUNDS OF	DE	TOT	PF	TP	A	TO	BLK	S	MIN
11	PERRY, Jennifer.....	*	1-5	0-2	0-0	0	1	1	2	2	4	1	0	2	22
20	TRUELL, Kimberly....	*	1-2	0-0	2-2	0	5	5	2	4	4	11	0	0	26
24	COLE, Rachel.....	*	8-11	0-0	1-2	3	1	4	4	17	0	2	0	1	19
31	MORRISON, Meredith..	*	1-1	0-0	0-0	0	3	3	2	2	0	2	0	0	12
33	BAILEY, Rebecca.....	*	1-4	1-3	0-0	0	1	1	0	3	0	1	1	0	25
03	BROWN, Emily.....		0-0	0-0	0-0	0	0	0	0	0	0	0	0	0	4
04	KILGORE, Brittany...		0-0	0-0	0-0	0	0	0	0	0	0	0	0	0	1
10	PAINE, Jena.....		0-0	0-0	0-0	0	1	1	0	0	0	0	0	0	2
12	METCALF, Jessie.....		0-1	0-0	0-0	0	1	1	0	0	0	1	0	0	7
15	COLE, Laura.....		0-0	0-0	0-0	0	0	0	0	0	0	0	0	0	2
23	PAGE, Amy.....		0-0	0-0	0-0	0	1	1	0	0	0	0	0	1	6
25	GATEWOOD, Danielle..		0-4	0-2	0-0	0	2	2	0	0	0	1	0	0	3
34	BRUSH, Katie.....		0-1	0-0	0-2	0	0	0	1	0	0	0	0	0	2
42	ALVEY, Courtney.....		2-4	0-0	0-0	0	6	6	0	4	1	2	6	0	21
44	SMITH, Rebecca.....		0-1	0-0	0-0	0	1	1	0	0	0	1	0	0	8
	TEAM.....					2	2	4				3			
	Totals.....		14-34	1-7	3-6	5	25	30	11	32	9	25	7	4	160

TOTAL FG% 1st Half: 8-17 47.1% 2nd Half: 6-17 35.3% Game: 41.2% DEADB
3-Pt. FG% 1st Half: 1-4 25.0% 2nd Half: 0-3 0.0% Game: 14.3% REBS
F Throw % 1st Half: 2-2 100 % 2nd Half: 1-4 25.0% Game: 50.0% 2

HOME TEAM: Ezell-Harding Lady Eagles 29-3

##	Player Name		TOT-FG FG-FGA	3-PT FG-FGA	FT-FTA	REBOUNDS OF	DE	TOT	PF	TP	A	TO	BLK	S	MIN
10	HAYES, Julie.....	*	4-9	0-1	0-0	0	8	8	1	8	7	1	2	1	30
12	COMBS, Jenny.....	*	5-10	5-9	0-0	0	1	1	2	15	7	2	0	6	30
20	BISHOP, Kari.....	*	7-13	3-6	1-5	0	1	1	2	18	2	1	0	2	28
23	REED, Mariska.....	*	6-13	2-4	6-8	4	0	4	0	20	0	1	0	6	29
30	MCCOOL, Ashley.....	*	1-1	0-0	0-0	2	3	5	0	2	2	0	0	2	20
22	SUGGS, Megan.....		0-1	0-0	0-0	0	2	2	1	0	0	0	0	0	2
24	SMOTHERMAN, Tiffany.		0-1	0-1	0-0	0	0	0	0	0	0	2	0	0	2
32	HENDERSON, Heather..		2-7	0-0	0-0	1	1	2	0	4	0	1	0	1	15
33	BIRDWELL, Karen.....		0-0	0-0	0-0	0	0	0	0	0	0	0	0	0	2
40	GAMES, Rachel.....		0-0	0-0	0-0	0	0	0	0	0	0	0	0	0	2
	TEAM.....					1		1							
	Totals.....		25-55	10-21	7-13	8	16	24	6	67	18	8	2	18	160

TOTAL FG% 1st Half: 11-27 40.7% 2nd Half: 14-28 50.0% Game: 45.5% DEADB
3-Pt. FG% 1st Half: 5-8 62.5% 2nd Half: 5-13 38.5% Game: 47.6% REBS
F Throw % 1st Half: 5-6 83.3% 2nd Half: 2-7 28.6% Game: 53.8% 3

Officials:
Technical fouls: University School Lady Bruins-None. Ezell-Harding Lady Eagles-None.
Attendance:

Score by Periods	1st	2nd	3rd	4th		Total
University School Lady Bruins.	6	13	9	4	-	32
Ezell-Harding Lady Eagles.....	13	19	20	15	-	67

EZELL HARDING TIED A TSSAA STATE TOURNAMENT SINGLE GAME RECORD WITH 10 THREE POINT BASKETS MADE.

Play-By-Play
University School Lady Bruins vs Ezell-Harding Lady Eagles
03/08/02 11:30am at Murfreesboro, TN

1st PERIOD Play-by-Play (Page 1)

HOME TEAM: Ezell-Harding Lady E	TIME	SCORE	MAR	VISITORS: University School La
	07:35			FOUL by COLE, Rachel
GOOD! FT SHOT by REED, Mariska	07:26	1-0	H 1	
GOOD! FT SHOT by REED, Mariska	07:26	2-0	H 2	
FOUL by COMBS, Jenny	07:26			
	07:26	2-1	H 1	GOOD! FT SHOT by TRUELL, Kimberly
	07:26	2-2	T 1	GOOD! FT SHOT by TRUELL, Kimberly
MISSED 3 PTR by BISHOP, Kari	07:11			
	07:11			REBOUND (DEF) by PERRY, Jennifer
	06:56			TURNOVR by MORRISON, Meredith
STEAL by REED, Mariska	06:55			
GOOD! 3 PTR by COMBS, Jenny	06:49	5-2	H 3	
ASSIST by HAYES, Julie	06:49			
	06:15	5-4	H 1	GOOD! JUMPER by COLE, Rachel
	06:15			ASSIST by PERRY, Jennifer
GOOD! 3 PTR by REED, Mariska	06:00	8-4	H 4	
ASSIST by MCCOOL, Ashley	06:00			
	05:46			MISSED JUMPER by PERRY, Jennifer
REBOUND (DEF) by HAYES, Julie	05:46			
	05:42			FOUL by COLE, Rachel
MISSED JUMPER by HAYES, Julie	05:25			
	05:25			REBOUND (DEF) by (TEAM)
FOUL by HAYES, Julie	04:58			
	04:48			TURNOVR by BAILEY, Rebecca
STEAL by REED, Mariska	04:46			
MISSED JUMPER by REED, Mariska	04:44			
	04:44			BLOCK by BAILEY, Rebecca
	04:42			REBOUND (DEF) by TRUELL, Kimberly
	04:36			TURNOVR by TRUELL, Kimberly
STEAL by MCCOOL, Ashley	04:34			
GOOD! JUMPER by BISHOP, Kari	04:26	10-4	H 6	
ASSIST by HAYES, Julie	04:26			
	04:03			MISSED JUMPER by ALVEY, Courtney
	04:03			REBOUND (OFF) by (TEAM)
	03:56			MISSED 3 PTR by BAILEY, Rebecca
REBOUND (DEF) by HAYES, Julie	03:56			
MISSED JUMPER by REED, Mariska	03:45			
	03:45			BLOCK by ALVEY, Courtney
REBOUND (OFF) by (TEAM)	03:44			
	03:44			TIMEOUT 30sec
MISSED JUMPER by BISHOP, Kari	03:38			
	03:38			REBOUND (DEF) by ALVEY, Courtney
	03:21	10-6	H 4	GOOD! JUMPER by ALVEY, Courtney
MISSED 3 PTR by BISHOP, Kari	03:04			
	03:04			REBOUND (DEF) by MORRISON, Meredith
	02:51			MISSED JUMPER by TRUELL, Kimberly
REBOUND (DEF) by HAYES, Julie	02:51			
MISSED 3 PTR by REED, Mariska	02:40			
	02:40			REBOUND (DEF) by MORRISON, Meredith
FOUL by BISHOP, Kari	02:37			
	02:16			TURNOVR by TRUELL, Kimberly
STEAL by COMBS, Jenny	02:15			
	02:12			FOUL by PERRY, Jennifer
GOOD! FT SHOT by REED, Mariska	02:12	11-6	H 5	
GOOD! FT SHOT by REED, Mariska	02:12	12-6	H 6	
	02:02			TURNOVR by ALVEY, Courtney
STEAL by REED, Mariska	02:01			

1st PERIOD Play-by-Play (Page 2)

HOME TEAM: Ezell-Harding Lady E	TIME	SCORE	MAR	VISITORS: University School La
TURNOVR by REED, Mariska	02:00			

	01:59			STEAL by PERRY, Jennifer
	01:56			TURNOVR by TRUELL, Kimberly
STEAL by HAYES, Julie	01:55			
	01:51			FOUL by PERRY, Jennifer
MISSED FT SHOT by REED, Mariska	01:49			
REBOUND (OFF) by (DEADBALL)	01:49			
GOOD! FT SHOT by REED, Mariska	01:49	13-6	H 7	
	01:45			TURNOVR by MORRISON, Meredith
STEAL by COMBS, Jenny	01:45			
	01:45			FOUL by MORRISON, Meredith
MISSED JUMPER by HAYES, Julie	01:33			
	01:33			REBOUND (DEF) by ALVEY, Courtney
	01:24			TURNOVR by TRUELL, Kimberly
MISSED JUMPER by HENDERSON, Heather	01:03			
	01:03			REBOUND (DEF) by TRUELL, Kimberly
	00:59			TURNOVR by TRUELL, Kimberly
STEAL by HENDERSON, Heather	00:58			
MISSED JUMPER by HENDERSON, Heather	00:56			
REBOUND (OFF) by HENDERSON, Heather	00:56			
MISSED JUMPER by HENDERSON, Heather	00:53			
	00:53			BLOCK by ALVEY, Courtney
	00:51			REBOUND (DEF) by TRUELL, Kimberly
MISSED JUMPER by REED, Mariska	00:02			
	00:02			REBOUND (DEF) by BAILEY, Rebecca

Ezell-Harding Lady Eagles 13, University School Lady Bruins 6

2nd PERIOD Play-by-Play (Page 1)

HOME TEAM: Ezell-Harding Lady E	TIME	SCORE	MAR	VISITORS: University School La
	07:39			MISSED 3 PTR by GATEWOOD, Danielle
REBOUND (DEF) by COMBS, Jenny	07:39			
GOOD! 3 PTR by COMBS, Jenny	07:29	16-6	H 10	
ASSIST by BISHOP, Kari	07:29			
	07:18			TURNOVR by GATEWOOD, Danielle
STEAL by COMBS, Jenny	07:16			
MISSED JUMPER by HENDERSON, Heather	07:14			
	07:14			BLOCK by ALVEY, Courtney
	07:12			REBOUND (DEF) by METCALF, Jessie
	06:54	16-8	H 8	GOOD! JUMPER by ALVEY, Courtney
	06:54			ASSIST by PERRY, Jennifer
MISSED JUMPER by COMBS, Jenny	06:31			
	06:31			BLOCK by ALVEY, Courtney
	06:29			REBOUND (DEF) by ALVEY, Courtney
FOUL by COMBS, Jenny	06:28			
	06:20			MISSED JUMPER by ALVEY, Courtney
REBOUND (DEF) by HENDERSON, Heather	06:20			
MISSED JUMPER by REED, Mariska	05:55			
	05:55			REBOUND (DEF) by (TEAM)
	05:51			TURNOVR by TRUELL, Kimberly
GOOD! 3 PTR by COMBS, Jenny	05:41	19-8	H 11	
ASSIST by HAYES, Julie	05:41			
	05:23	19-10	H 9	GOOD! JUMPER by COLE, Rachel
TURNOVR by HAYES, Julie	05:11			
	05:10			STEAL by PERRY, Jennifer
GOOD! JUMPER by BISHOP, Kari	04:40	21-10	H 11	
ASSIST by HAYES, Julie	04:40			
	04:14			MISSED JUMPER by COLE, Rachel
REBOUND (DEF) by BISHOP, Kari	04:14			
GOOD! JUMPER by HENDERSON, Heather	04:02	23-10	H 13	
ASSIST by BISHOP, Kari	04:02			
	03:46			TIMEOUT TEAM
	03:36	23-13	H 10	GOOD! 3 PTR by BAILEY, Rebecca
	03:36			ASSIST by TRUELL, Kimberly
GOOD! JUMPER by BISHOP, Kari	03:18	25-13	H 12	
ASSIST by COMBS, Jenny	03:18			
	03:03			TURNOVR by (TEAM)

GOOD! JUMPER by HAYES, Julie	03:00	27-13	H 14	
ASSIST by COMBS, Jenny	03:00			
	02:48	27-15	H 12	GOOD! JUMPER by COLE, Rachel
	02:48			ASSIST by PERRY, Jennifer
GOOD! JUMPER by HENDERSON, Heather	02:29	29-15	H 14	
ASSIST by COMBS, Jenny	02:29			
	02:13			MISSED 3 PTR by PERRY, Jennifer
	02:13			REBOUND (OFF) by (TEAM)
	01:45	29-17	H 12	GOOD! JUMPER by MORRISON, Meredith
	01:45			ASSIST by PERRY, Jennifer
MISSED JUMPER by HAYES, Julie	01:29			
	01:29			REBOUND (DEF) by COLE, Rachel
	01:12			MISSED JUMPER by BAILEY, Rebecca
	01:12			REBOUND (OFF) by COLE, Rachel
	01:08	29-19	H 10	GOOD! JUMPER by COLE, Rachel
GOOD! 3 PTR by BISHOP, Kari	00:01	32-19	H 13	
ASSIST by COMBS, Jenny	00:01			

Ezell-Harding Lady Eagles 32, University School Lady Bruins 19

3rd PERIOD Play-by-Play (Page 1)

HOME TEAM: Ezell-Harding Lady E	TIME	SCORE	MAR	VISITORS: University School La
TURNOVR by COMBS, Jenny	07:49			
	07:48			STEAL by COLE, Rachel
	07:46			TURNOVR by TRUELL, Kimberly
STEAL by REED, Mariska	07:43			
GOOD! JUMPER by REED, Mariska	07:40	34-19	H 15	
FOUL by BISHOP, Kari	07:12			
	07:12			MISSED FT SHOT by COLE, Rachel
	07:12			REBOUND (OFF) by (DEADBALL)
	07:12	34-20	H 14	GOOD! FT SHOT by COLE, Rachel
GOOD! JUMPER by HAYES, Julie	06:42	36-20	H 16	
	06:28	36-22	H 14	GOOD! JUMPER by COLE, Rachel
	06:28			ASSIST by ALVEY, Courtney
GOOD! 3 PTR by BISHOP, Kari	06:15	39-22	H 17	
ASSIST by MCCOOL, Ashley	06:15			
	05:56			MISSED 3 PTR by BAILEY, Rebecca
REBOUND (DEF) by HAYES, Julie	05:56			
GOOD! 3 PTR by COMBS, Jenny	05:46	42-22	H 20	
	05:34			MISSED 3 PTR by PERRY, Jennifer
	05:34			REBOUND (OFF) by COLE, Rachel
	05:31	42-24	H 18	GOOD! JUMPER by COLE, Rachel
	05:30			TIMEOUT 30sec
GOOD! JUMPER by MCCOOL, Ashley	05:11	44-24	H 20	
ASSIST by COMBS, Jenny	05:11			
	05:02			MISSED JUMPER by COLE, Rachel
REBOUND (DEF) by HAYES, Julie	05:02			
MISSED 3 PTR by REED, Mariska	04:48			
REBOUND (OFF) by MCCOOL, Ashley	04:48			
	04:46			FOUL by COLE, Rachel
MISSED JUMPER by HAYES, Julie	04:40			
	04:40			REBOUND (DEF) by ALVEY, Courtney
	04:36			TURNOVR by COLE, Rachel
STEAL by COMBS, Jenny	04:35			
MISSED 3 PTR by BISHOP, Kari	04:28			
REBOUND (OFF) by MCCOOL, Ashley	04:28			
MISSED JUMPER by BISHOP, Kari	04:22			
	04:22			BLOCK by ALVEY, Courtney
	04:19			REBOUND (DEF) by ALVEY, Courtney
	04:06	44-26	H 18	GOOD! JUMPER by COLE, Rachel
	04:06			ASSIST by TRUELL, Kimberly
GOOD! 3 PTR by REED, Mariska	03:52	47-26	H 21	
ASSIST by HAYES, Julie	03:52			
	03:38			MISSED JUMPER by PERRY, Jennifer
REBOUND (DEF) by HAYES, Julie	03:38			
GOOD! 3 PTR by COMBS, Jenny	03:19	50-26	H 24	

	03:01			TURNOVR by (TEAM)
TIMEOUT TEAM	03:01			
MISSED JUMPER by BISHOP, Kari	02:52			
	02:52			BLOCK by ALVEY, Courtney
REBOUND (OFF) by REED, Mariska	02:50			
MISSED 3 PTR by COMBS, Jenny	02:45			
	02:45			REBOUND (DEF) by TRUELL, Kimberly
	02:42			TURNOVR by TRUELL, Kimberly
STEAL by MCCOOL, Ashley	02:42			
	02:33			MISSED JUMPER by COLE, Rachel
BLOCK by HAYES, Julie	02:33			
	02:31			REBOUND (OFF) by COLE, Rachel

3rd PERIOD Play-by-Play (Page 2)

HOME TEAM: Ezell-Harding Lady E	TIME	SCORE	MAR	VISITORS: University School La
	02:30	50-28	H 22	GOOD! JUMPER by COLE, Rachel
	02:23			FOUL by COLE, Rachel
MISSED FT SHOT by BISHOP, Kari	02:23			
REBOUND (OFF) by (DEADBALL)	02:23			
MISSED FT SHOT by BISHOP, Kari	02:23			
	02:23			REBOUND (DEF) by SMITH, Rebecca
	02:14			TURNOVR by ALVEY, Courtney
STEAL by BISHOP, Kari	02:13			
MISSED 3 PTR by COMBS, Jenny	02:03			
	02:03			REBOUND (DEF) by ALVEY, Courtney
	01:49			MISSED JUMPER by SMITH, Rebecca
BLOCK by HAYES, Julie	01:49			
REBOUND (DEF) by HAYES, Julie	01:46			
	01:03			FOUL by TRUELL, Kimberly
MISSED 3 PTR by COMBS, Jenny	00:07			
REBOUND (OFF) by REED, Mariska	00:07			
GOOD! JUMPER by REED, Mariska	00:03	52-28	H 24	

Ezell-Harding Lady Eagles 52, University School Lady Bruins 28

4th PERIOD Play-by-Play (Page 1)

HOME TEAM: Ezell-Harding Lady E	TIME	SCORE	MAR	VISITORS: University School La
TURNOVR by BISHOP, Kari	07:56			
	07:52			TURNOVR by TRUELL, Kimberly
GOOD! JUMPER by BISHOP, Kari	07:36	54-28	H 26	
	07:36			ASSIST by TRUELL, Kimberly
MISSED FT SHOT by BISHOP, Kari	07:35			
REBOUND (OFF) by (DEADBALL)	07:35			
MISSED FT SHOT by BISHOP, Kari	07:35			
	07:35			REBOUND (DEF) by MORRISON, Meredith
	07:28			TURNOVR by TRUELL, Kimberly
STEAL by BISHOP, Kari	07:26			
	07:25			FOUL by TRUELL, Kimberly
GOOD! FT SHOT by REED, Mariska	07:25	55-28	H 27	
GOOD! FT SHOT by BISHOP, Kari	07:25	56-28	H 28	
TURNOVR by SMOTHERMAN, Tiffany	07:25			
	07:25			STEAL by PAGE, Amy
	07:06			TIMEOUT TEAM
	06:39	56-30	H 26	GOOD! JUMPER by PERRY, Jennifer
	06:39			ASSIST by TRUELL, Kimberly
GOOD! JUMPER by HAYES, Julie	06:19	58-30	H 28	
ASSIST by COMBS, Jenny	06:19			
	06:07			TURNOVR by COLE, Rachel
STEAL by REED, Mariska	06:06			
	06:01			FOUL by MORRISON, Meredith
MISSED 3 PTR by HAYES, Julie	05:57			
	05:57			REBOUND (DEF) by TRUELL, Kimberly
	05:12			TURNOVR by PERRY, Jennifer
STEAL by COMBS, Jenny	05:12			
GOOD! JUMPER by REED, Mariska	05:12	60-30	H 30	
ASSIST by COMBS, Jenny	05:12			

	05:39	60-32	H 28	GOOD! JUMPER by TRUELL, Kimberly
GOOD! JUMPER by REED, Mariska	05:15	62-32	H 30	
ASSIST by HAYES, Julie	05:15			
	04:57			TURNOVR by METCALF, Jessie
STEAL by REED, Mariska	04:56			
TURNOVR by HENDERSON, Heather	04:39			
	04:10			MISSED JUMPER by METCALF, Jessie
REBOUND (DEF) by MCCOOL, Ashley	04:10			
GOOD! JUMPER by HAYES, Julie	03:52	64-32	H 32	
	03:41			TURNOVR by TRUELL, Kimberly
STEAL by COMBS, Jenny	03:40			
TURNOVR by COMBS, Jenny	03:38			
	03:25			MISSED JUMPER by GATEWOOD, Danielle
REBOUND (DEF) by HAYES, Julie	03:25			
GOOD! 3 PTR by BISHOP, Kari	03:12	67-32	H 35	
ASSIST by HAYES, Julie	03:12			
	02:53			MISSED JUMPER by GATEWOOD, Danielle
REBOUND (DEF) by MCCOOL, Ashley	02:53			
MISSED 3 PTR by COMBS, Jenny	02:45			
	02:45			REBOUND (DEF) by GATEWOOD, Danielle
	02:31			MISSED 3 PTR by GATEWOOD, Danielle
REBOUND (DEF) by MCCOOL, Ashley	02:31			
MISSED JUMPER by HENDERSON, Heather	02:20			
	02:20			REBOUND (DEF) by GATEWOOD, Danielle
	02:06			TURNOVR by SMITH, Rebecca
MISSED 3 PTR by SMOTHERMAN, Tiffany	01:58			
REBOUND (OFF) by REED, Mariska	01:58			

4th PERIOD Play-by-Play (Page 2)

HOME TEAM: Ezell-Harding Lady E	TIME	SCORE	MAR	VISITORS: University School La
MISSED JUMPER by REED, Mariska	01:54			
REBOUND (OFF) by REED, Mariska	01:54			
	01:49			FOUL by BRUSH, Katie
MISSED FT SHOT by REED, Mariska	01:38			
	01:38			REBOUND (DEF) by PAINE, Jena
	01:20			MISSED JUMPER by BRUSH, Katie
REBOUND (DEF) by SUGGS, Megan	01:20			
MISSED JUMPER by SUGGS, Megan	01:06			
	01:06			REBOUND (DEF) by PAGE, Amy
	00:51			TURNOVR by (TEAM)
TURNOVR by SMOTHERMAN, Tiffany	00:32			
FOUL by SUGGS, Megan	00:07			
	00:07			MISSED FT SHOT by BRUSH, Katie
	00:07			REBOUND (OFF) by (DEADBALL)
	00:07			MISSED FT SHOT by BRUSH, Katie
REBOUND (DEF) by SUGGS, Megan	00:07			

Ezell-Harding Lady Eagles 67, University School Lady Bruins 32

2000 Class A State Girls' Basketball Tournament

March 7 - March 11, 2000 · Middle Tennessee State University - Murfreesboro

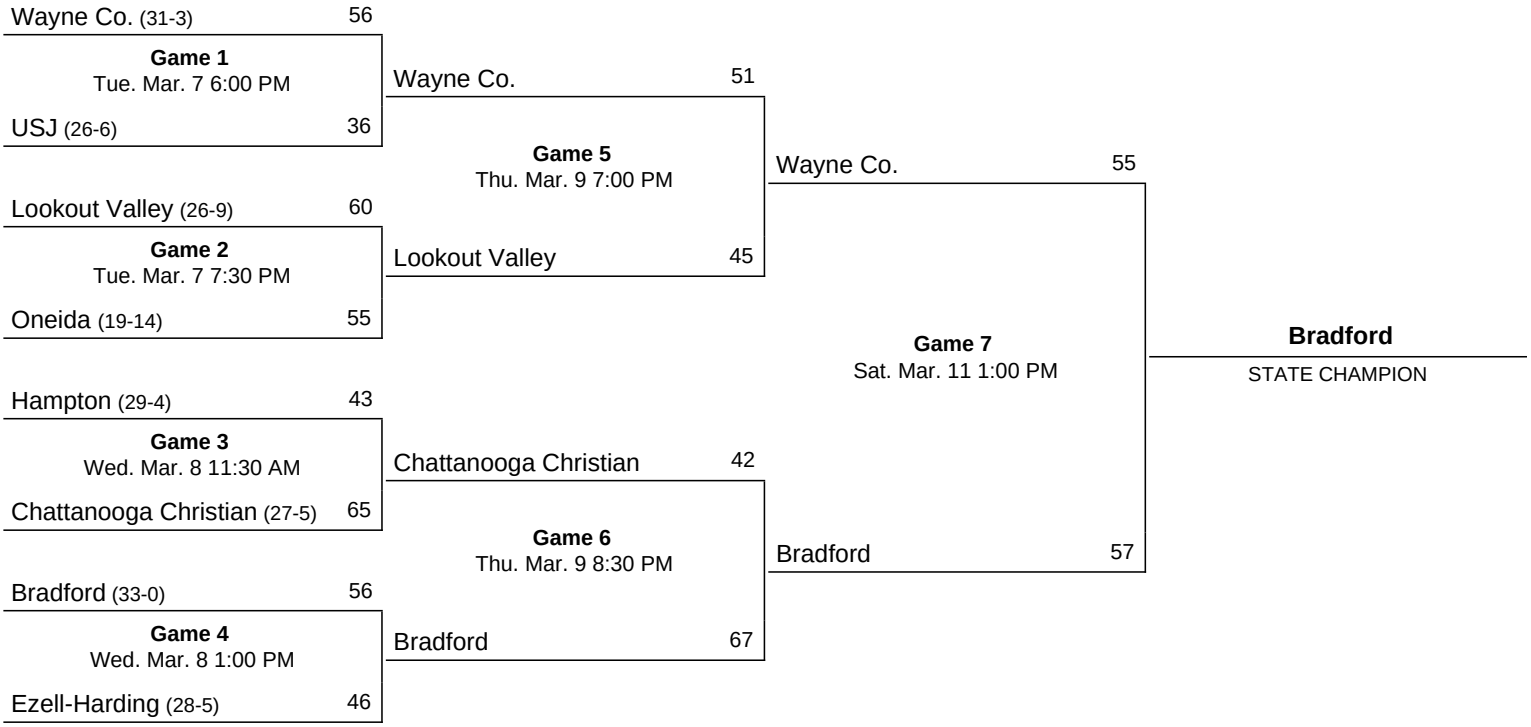

Official Basketball Box Score -- GAME TOTALS -- FINAL STATISTICS
University School Bruins vs Wayne County Lady Cats
03/07/00 6:00 PM at Murfreesboro, TN

VISITORS: University School Bruins 26-6

##	Player Name		TOT-FG FG-FGA	3-PT FG-FGA	FT-FTA	REBOUNDS OF	DE	TOT	PF	TP	A	TO	BLK	S	MIN
05	Page, Emily.....	*	1-10	1-6	0-0	2	0	2	0	3	0	1	0	0	23
10	Richardson, Amanda..	*	5-12	1-2	0-0	0	1	1	1	11	2	4	0	1	28
20	Truell, Kimberly....	*	0-6	0-5	0-0	1	6	7	1	0	2	7	2	1	25
21	Scarborough, Lane...	*	2-6	0-0	0-1	2	1	3	1	4	1	4	0	1	15
30	Paschall, Jessica...	*	4-9	0-0	3-3	6	5	11	2	11	0	1	3	3	30
11	Perry, Jennifer.....		0-0	0-0	0-0	0	0	0	0	0	0	0	0	0	1
15	Jones, Lauren.....		2-2	0-0	0-0	0	0	0	1	4	1	0	0	2	6
24	Satterfield, Kelsey.		1-2	1-2	0-0	0	0	0	0	3	1	0	0	0	3
31	Reaves, Shayla.....		0-0	0-0	0-0	0	0	0	2	0	0	0	0	0	2
34	Gibbons, Leslie.....		0-3	0-1	0-0	0	1	1	2	0	0	1	0	0	15
41	Campbell, Tiffany...		0-0	0-0	0-0	0	0	0	0	0	0	0	0	0	1
45	Bailey, Rebecca.....		0-4	0-4	0-0	1	0	1	0	0	2	1	0	0	11
	TEAM.....					1	4	5				1			
	Totals.....		15-54	3-20	3-4	13	18	31	10	36	9	20	5	8	160

TOTAL FG% 1st Half:	9-27	.333	2nd Half:	6-27	.222	Game:	.278	DEADBALL
3-Pt. FG% 1st Half:	2-8	.250	2nd Half:	1-12	.083	Game:	.150	REBOUNDS
F Throw % 1st Half:	0-1	.000	2nd Half:	3-3	1.000	Game:	.750	0

HOME TEAM: Wayne County Lady Cats 31-3

##	Player Name		TOT-FG FG-FGA	3-PT FG-FGA	FT-FTA	REBOUNDS OF	DE	TOT	PF	TP	A	TO	BLK	S	MIN
05	Davenport, Erica....	*	7-17	1-5	0-0	4	7	11	2	15	3	3	0	3	26
12	Wright, Candace.....	*	2-9	1-3	2-2	2	2	4	3	7	5	3	0	4	26
15	Haddock, Abree.....	*	3-7	1-3	0-0	2	2	4	1	7	1	1	0	3	26
43	York, Molly.....	*	9-14	0-0	3-5	7	4	11	2	21	1	0	1	1	26
51	Bevis, Wendy.....	*	2-10	0-0	0-0	3	3	6	1	4	1	2	0	0	24
10	Pulley, Brandi.....		0-1	0-0	0-0	1	1	2	0	0	0	0	0	0	8
11	Barnett, Maegan.....		0-0	0-0	0-0	1	2	3	0	0	0	1	0	0	2
23	Myers, Stacy.....		0-0	0-0	0-0	0	0	0	0	0	0	1	0	0	1
32	Beavers, Amanda.....		0-1	0-0	0-2	0	0	0	0	0	0	0	0	0	1
33	Beavers, Amy.....		0-1	0-1	0-0	0	0	0	1	0	1	3	0	1	9
42	Evans, Sarah Beth...		1-2	0-0	0-0	0	1	1	1	2	0	2	0	0	7
45	Mace, Ali.....		0-1	0-0	0-0	1	0	1	0	0	0	0	0	0	1
53	Pitts, Chastity.....		0-0	0-0	0-0	0	0	0	0	0	0	0	0	0	1
54	Mathis, Leah.....		0-0	0-0	0-0	0	0	0	0	0	0	0	0	0	1
55	Jones, Leighann.....		0-0	0-0	0-0	0	0	0	0	0	0	0	0	0	1
	TEAM.....					4	4	8				2			
	Totals.....		24-63	3-12	5-9	25	26	51	11	56	12	18	1	12	160

TOTAL FG% 1st Half:	13-31	.419	2nd Half:	11-32	.344	Game:	.381	DEADBALL
3-Pt. FG% 1st Half:	2-6	.333	2nd Half:	1-6	.167	Game:	.250	REBOUNDS
F Throw % 1st Half:	0-0	.000	2nd Half:	5-9	.556	Game:	.556	2

Officials:
Technical fouls: University School Bruins-None. Wayne County Lady Cats-None.
Attendance:

Score by Periods	1st	2nd	3rd	4th		Total
University School Bruins.....	8	12	6	10	-	36
Wayne County Lady Cats.....	9	19	17	11	-	56

Official Basketball Box Score -- 1st PERIOD
University School Bruins vs Wayne County Lady Cats
03/07/00 6:00 PM at Murfreesboro, TN

VISITORS: University School Bruins

##	Player Name		TOT-FG FG-FGA	3-PT FG-FGA	FT-FTA	REBOUNDS OF	DE	TOT	PF	TP	A	TO	BLK	S	MIN
05	Page, Emily.....	*	1-5	1-2	0-0	1	0	1	0	3	0	1	0	0	13
10	Richardson, Amanda..	*	4-8	1-2	0-0	0	0	0	1	9	2	1	0	1	16
20	Truell, Kimberly....	*	0-3	0-2	0-0	0	4	4	0	0	1	3	2	1	15
21	Scarborough, Lane...	*	2-5	0-0	0-1	1	1	2	0	4	0	2	0	0	10
30	Paschall, Jessica...	*	2-4	0-0	0-0	3	2	5	1	4	0	0	1	2	16
34	Gibbons, Leslie.....		0-1	0-1	0-0	0	0	0	1	0	0	1	0	0	5
41	Campbell, Tiffany...		0-0	0-0	0-0	0	0	0	0	0	0	0	0	0	1
45	Bailey, Rebecca.....		0-1	0-1	0-0	0	0	0	0	0	1	0	0	0	4
	TEAM.....					1		1							
	Totals.....		9-27	2-8	0-1	6	7	13	3	20	4	8	3	4	80

TOTAL FG% 1st Half:	9-27	.333	2nd Half:	0-0	.000	Game:	.333	DEADBALL
3-Pt. FG% 1st Half:	2-8	.250	2nd Half:	0-0	.000	Game:	.250	REBOUNDS
F Throw % 1st Half:	0-1	.000	2nd Half:	0-0	.000	Game:	.000	0

HOME TEAM: Wayne County Lady Cats

##	Player Name		TOT-FG FG-FGA	3-PT FG-FGA	FT-FTA	REBOUNDS OF	DE	TOT	PF	TP	A	TO	BLK	S	MIN
05	Davenport, Erica....	*	5-10	1-4	0-0	2	4	6	1	11	2	3	0	1	15
12	Wright, Candace.....	*	2-4	1-2	0-0	2	1	3	2	5	2	1	0	2	15
15	Haddock, Abree.....	*	2-4	0-0	0-0	1	1	2	0	4	1	0	0	2	15
43	York, Molly.....	*	3-6	0-0	0-0	2	1	3	0	6	1	0	0	1	14
51	Bevis, Wendy.....	*	1-5	0-0	0-0	3	2	5	1	2	1	1	0	0	15
10	Pulley, Brandi.....		0-1	0-0	0-0	1	0	1	0	0	0	0	0	0	3
33	Beavers, Amy.....		0-0	0-0	0-0	0	0	0	0	0	0	1	0	0	1
42	Evans, Sarah Beth...		0-1	0-0	0-0	0	0	0	0	0	0	1	0	0	2
	TEAM.....					1	3	4				2			
	Totals.....		13-31	2-6	0-0	12	12	24	4	28	7	9	0	6	80

TOTAL FG% 1st Half:	13-31	.419	2nd Half:	0-0	.000	Game:	.419	DEADBALL
3-Pt. FG% 1st Half:	2-6	.333	2nd Half:	0-0	.000	Game:	.333	REBOUNDS
F Throw % 1st Half:	0-0	.000	2nd Half:	0-0	.000	Game:	.000	0

Officials:
Technical fouls: University School Bruins-None. Wayne County Lady Cats-None.
Attendance:

Score by Periods	1st	2nd		Total
University School Bruins.....	8	12	-	20
Wayne County Lady Cats.....	9	19	-	28

1997 Class A State Girls' Basketball Tournament

March 5 - March 8, 1997 · Middle Tennessee State University - Murfreesboro

Game 1
Wed. Mar. 5 11:30 AM

Celina (28-4)	68
Hancock Co. (23-8)	48

Game 2
Wed. Mar. 5 1:00 PM

Chattanooga Grace (27-4)	49
Collinwood (14-16)	55

Game 3
Wed. Mar. 5 2:30 PM

Gordonsville (25-8)	84
USJ (22-9)	62

Game 4
Wed. Mar. 5 5:30 PM

Moore Co. (30-1)	49
Bradford (30-2)	69

Game 5
Fri. Mar. 7 11:30 AM

Celina	64
Collinwood	43

OT
Game 6
Fri. Mar. 7 1:00 PM

Gordonsville	54
Bradford	60

Game 7
Sat. Mar. 8 3:00 PM

Celina	47
Bradford	64

Bradford
STATE CHAMPION

OFFICIAL NCAA BASKETBALL BOX SCORE — Site: Murfreesboro, Tenn.

University School of Jackson (22-10) — Date: March 5, 1997

	USJ (VISITORS)		Total FG	Total AT	3-Pts FG	3-Pts AT	FT	FT AT	Rebounds OF	Rebounds DF	Rebounds To	PF	TP	A	TO	BK	ST	MN
33	Thomson, Cynthia	f	6	14	2	5	0	0	1	3	4	3	14	2	4	0	1	30
41	Campbell, Tiffany	f	1	3	0	0	1	2	0	1	1	2	3	0	0	0	1	20
31	Jackson, Jenny	c	3	10	0	0	0	4	2	1	3	4	6	1	2	0	0	33
20	Haltom, Mary Beth	g	13	24	4	9	3	5	2	5	7	5	33	4	3	0	3	30
22	Kirkland, Frances	g	0	5	0	2	1	2	0	1	1	5	1	2	3	0	0	28
40	Paschall, Jessica		1	2	0	0	3	6	6	4	10	3	5	0	1	1	3	19
11	Epps, Leslie		0	2	0	0	0	0	1	0	1	2	0	0	0	0	0	2
10	Thomson, Blair		0	0	0	0	0	0	0	0	0	1	0	0	0	0	0	1
45	Poole, Lauren		0	0	0	0	0	0	1	0	1	1	0	0	1	0	1	2
44	Satterfield, Jessica		0	1	0	0	0	0	0	0	0	1	0	0	1	0	0	1
23	Cooper, Ashlee		--	--	--	--	--	--	--	--	--	--	--	--	--	--	--	DNP
24	Dougan, Tracy		--	--	--	--	--	--	--	--	--	--	--	--	--	--	--	DNP
30	Fanning, Katie		--	--	--	--	--	--	--	--	--	--	--	--	--	--	--	DNP
32	Fisher, Jennifer		--	--	--	--	--	--	--	--	--	--	--	--	--	--	--	DNP
34	Weaver, Sarah		--	--	--	--	--	--	--	--	--	--	--	--	--	--	--	DNP
35	Fisher, Julie		--	--	--	--	--	--	--	--	--	--	--	--	--	--	--	DNP
	Team Totals								1	1	2				0			
	TOTALS		24	61	6	16	8	19	14	16	30	27	62	9	15	1	9	160

Deadball Rebounds: 6, 0: 6

Tot FG %:	1st Half: 14-30	.467	2nd Half: 10-31	.323	Game:	.393
3-Pt FG %:	1st Half: 1- 4	.250	2nd Half: 5-12	.417	Game:	.375
FT % :	1st Half: 2- 6	.333	2nd Half: 6-13	.462	Game:	.421

Gordonsville High (26-8)

	GHS (HOME)		Total FG	Total AT	3-Pts FG	3-Pts AT	FT	FT AT	Rebounds OF	Rebounds DF	Rebounds To	PF	TP	A	TO	BK	ST	MN
30	Walker, Jill	f	3	5	0	0	1	2	3	5	8	2	7	1	1	0	0	23
44	Armistead, Brooke	f	8	12	0	1	2	3	0	5	5	1	18	7	3	0	2	36
00	Winfree, LaShonda	c	4	6	0	0	3	4	4	2	6	5	11	0	3	1	0	23
12	Smith, Jenny	g	5	10	0	2	7	10	0	4	4	3	17	1	2	0	3	30
42	Winfree, Shara	g	6	9	0	1	5	9	1	3	4	3	17	5	4	0	1	29
21	Clay, Cara		5	8	0	0	2	4	2	6	8	2	12	1	1	0	1	15
20	Baker, Barbie		0	1	0	0	0	0	0	0	0	0	0	0	1	0	0	4
33	Gentry, Jessie		0	0	0	0	0	0	0	1	1	0	0	0	0	0	0	1
34	Smith, Candace		0	0	0	0	0	0	0	0	0	0	0	0	0	0	0	0+
11	Winfree, Shavonna		0	0	0	0	0	0	0	0	0	0	0	0	0	0	1	0+
22	Hughes, Jennifer		0	0	0	0	2	2	0	0	0	0	2	0	1	0	0	0+
31	Scurlock, Angel		0	0	0	0	0	0	0	0	0	0	0	0	0	0	0	0+
24	Medley, Jessica		0	0	0	0	0	0	0	0	0	0	0	0	0	0	0	0+
25	Watson, Lindsay		0	0	0	0	0	0	0	0	0	0	0	0	0	0	0	0+
51	Duke, Kira		0	0	0	0	0	0	0	0	0	0	0	0	0	0	0	0+
	Team Totals								0	2	2				0			
	TOTALS		31	51	0	4	22	34	10	28	38	16	84	15	16	1	8	160

Deadball Rebounds: 6, 0: 6

Tot FG %:	1st Half: 12-20	.600	2nd Half: 19-31	.613	Game:	.608
3-Pt FG %:	1st Half: 0- 4	.000	2nd Half: 0- 0	.000	Game:	.000
FT % :	1st Half: 6- 9	.667	2nd Half: 16-25	.640	Game:	.647

	1st	2nd	OT	OT	Tot
USJ	31	31			62
GHS	30	54			84

OFFICIALS: Ken Everett, Mickey Kendrick, Karen Croo
Technical Fouls: none
Attendance: tba
Comments: TSSAA Girls State Tournament -- Class A Quarterfinal

USJ 10 21 11 20
GHS 16 14 27 27

OFFICIAL NCAA BASKETBALL BOX SCORE - FIRST HALF

University School of Jackson — Date: March 5, 1997

	USJ (VISITORS)		Total FG	Total AT	3-Pts FG	3-Pts AT	FT	FT AT	Rebounds OF	Rebounds DF	Rebounds To	PF	TP	A	TO	BK	ST	MN
33	Thomson, Cynthia	f	4	8	1	2	0	0	1	1	2	2	9	0	2	0	0	13
41	Campbell, Tiffany	f	0	2	0	0	1	2	0	1	1	0	1	0	0	0	1	10
31	Jackson, Jenny	c	2	5	0	0	0	0	0	0	0	3	4	0	2	0	0	15
20	Haltom, Mary Beth	g	7	11	0	1	0	0	1	3	4	1	14	3	1	0	1	16
22	Kirkland, Frances	g	0	3	0	1	0	0	0	1	1	3	0	1	0	0	0	13
40	Paschall, Jessica		1	1	0	0	1	4	4	0	4	0	3	0	1	0	2	11
11	Epps, Leslie		0	0	0	0	0	0	0	0	0	0	0	0	0	0	0	1
10	Thomson, Blair		0	0	0	0	0	0	0	0	0	1	0	0	0	0	0	1
23	Cooper, Ashlee		0	0	0	0	0	0	0	0	0	0	0	0	0	0	0	--
24	Dougan, Tracy		0	0	0	0	0	0	0	0	0	0	0	0	0	0	0	--
30	Fanning, Katie		0	0	0	0	0	0	0	0	0	0	0	0	0	0	0	--
32	Fisher, Jennifer		0	0	0	0	0	0	0	0	0	0	0	0	0	0	0	--
34	Weaver, Sarah		0	0	0	0	0	0	0	0	0	0	0	0	0	0	0	--
35	Fisher, Julie		0	0	0	0	0	0	0	0	0	0	0	0	0	0	0	--
44	Satterfield, Jessica		0	0	0	0	0	0	0	0	0	0	0	0	0	0	0	--
45	Poole, Lauren		0	0	0	0	0	0	0	0	0	0	0	0	0	0	0	--
	Team Totals								0	1	1				0			
	TOTALS		14	30	1	4	2	6	6	7	13	10	31	4	6	0	4	80

Deadball Rebounds: 2, 0: 2

Tot FG %: 1st Half: 14-30 .467
3-Pt FG %: 1st Half: 1- 4 .250
FT % : 1st Half: 2- 6 .333

Gordonsville High

	GHS (HOME)		Total FG	Total AT	3-Pts FG	3-Pts AT	FT	FT AT	Rebounds OF	Rebounds DF	Rebounds To	PF	TP	A	TO	BK	ST	MN
30	Walker, Jill	f	2	2	0	0	0	0	1	2	3	1	4	0	0	0	0	12
44	Armistead, Brooke	f	5	6	0	1	2	2	0	4	4	1	12	4	2	0	1	20
00	Winfree, LaShonda	c	0	0	0	0	0	0	0	2	2	3	0	0	2	1	0	12
12	Smith, Jenny	g	3	8	0	2	3	4	0	3	3	1	9	0	1	0	1	15
42	Winfree, Shara	g	1	2	0	1	0	1	0	0	0	2	2	1	3	0	1	14
21	Clay, Cara		1	1	0	0	1	2	1	1	2	0	3	0	1	0	0	8
20	Baker, Barbie		0	1	0	0	0	0	0	0	0	0	0	0	1	0	0	3
34	Smith, Candace		0	0	0	0	0	0	0	0	0	0	0	0	0	0	0	--
11	Winfree, Shavonna		0	0	0	0	0	0	0	0	0	0	0	0	0	0	0	--
22	Hughes, Jennifer		0	0	0	0	0	0	0	0	0	0	0	0	0	0	0	--
24	Medley, Jessica		0	0	0	0	0	0	0	0	0	0	0	0	0	0	0	--
25	Watson, Lindsay		0	0	0	0	0	0	0	0	0	0	0	0	0	0	0	--
31	Scurlock, Angel		0	0	0	0	0	0	0	0	0	0	0	0	0	0	0	--
33	Gentry, Jessie		0	0	0	0	0	0	0	0	0	0	0	0	0	0	0	--
51	Duke, Kira		0	0	0	0	0	0	0	0	0	0	0	0	0	0	0	--
	Team Totals								0	0	0				0			
	TOTALS		12	20	0	4	6	9	2	12	14	8	30	5	10	1	3	84

Deadball Rebounds: 2, 0: 2

Tot FG %: 1st Half: 12-20 .600
3-Pt FG %: 1st Half: 0- 4 .000
FT % : 1st Half: 6- 9 .667

	1st	2nd	OT	OT	Tot
USJ	31				31
GHS	30				30

OFFICIALS: Ken Everett, Mickey Kendrick, Karen Crook
Technical Fouls:
Attendance:
Comments: TSSAA Girls State Tournament -- Class A Quarterfinal

1996 Class A State Girls' Basketball Tournament

March 6 - March 9, 1996 · Middle Tennessee State University - Murfreesboro

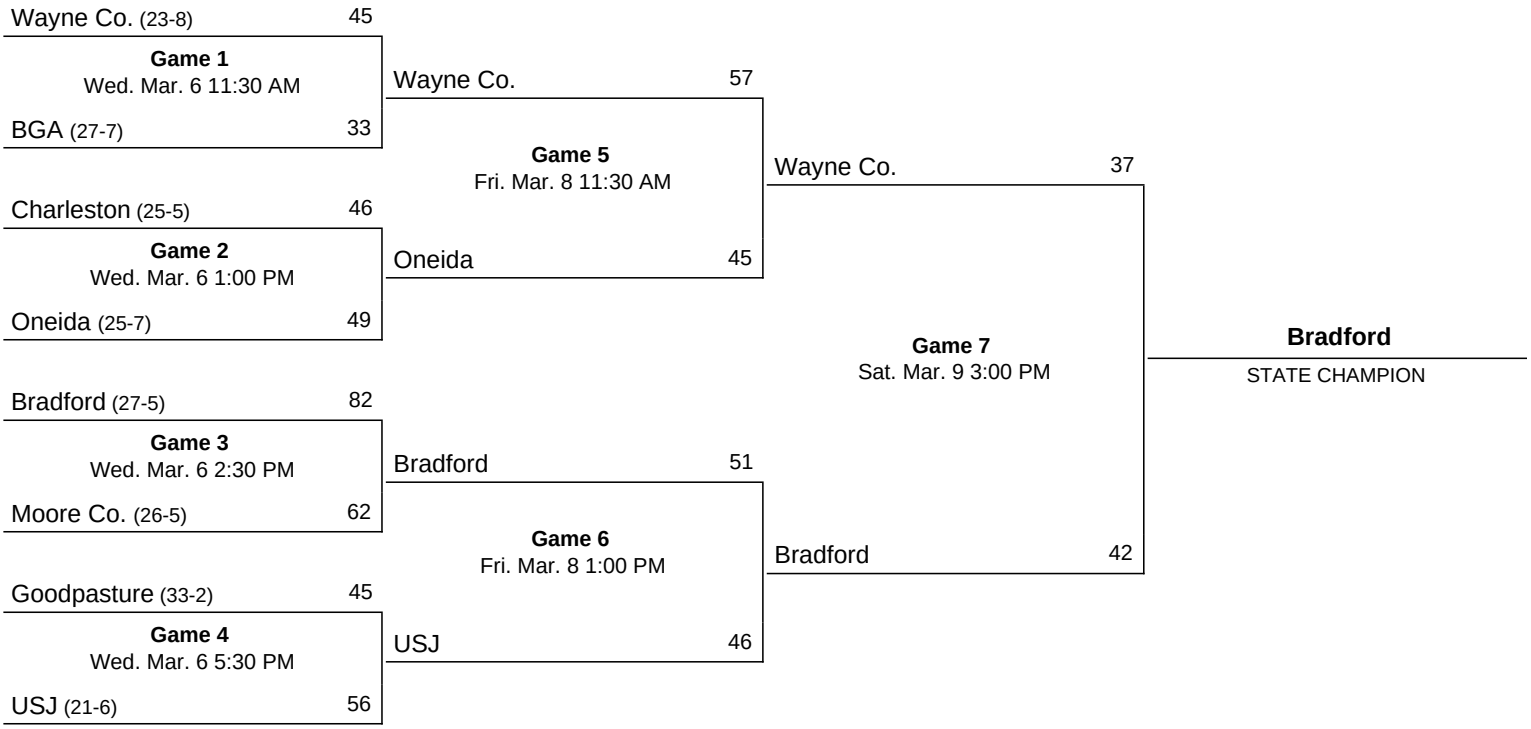

010

OFFICIAL NCAA BASKETBALL BOX SCORE — Site: Murfreesboro, Tenn.

University School of Jackson (22-6) — Date: March 6, 1996

	USJ (VISITORS)		Total FG	Total AT	3-Pts FG	3-Pts AT	FT	FT AT	Rebounds OF	Rebounds DF	Rebounds To	PF	TP	A	TO	BK	ST	MN
25	Keller, Erin	f	6	11	3	6	3	4	2	3	5	3	18	2	0	0	2	32
34	Truell, Allison	f	1	3	0	0	2	2	0	2	2	1	4	3	6	0	4	32
41	Sallee, Deirdre	c	8	13	0	0	2	2	4	2	6	3	18	1	0	2	1	25
20	Haltom, Mary Beth	g	3	10	0	1	4	6	1	2	3	2	10	0	4	0	4	23
22	Kirkland, Frances	g	1	2	1	2	3	4	1	0	1	0	6	5	1	0	0	23
31	Jackson, Jenny		0	0	0	0	0	0	2	1	3	0	0	1	0	0	0	11
33	Thomson, Cynthia		0	4	0	1	0	0	1	0	1	0	0	1	1	0	0	13
10	Thompson, Blair		--	--	--	--	--	--	--	--	--	--	--	--	--	--	--	DNP
11	Epps, Leslie		--	--	--	--	--	--	--	--	--	--	--	--	--	--	--	DNP
32	Brower, Elizabeth		--	--	--	--	--	--	--	--	--	--	--	--	--	--	--	DNP
44	Satterfield, Jessica		--	--	--	--	--	--	--	--	--	--	--	--	--	--	--	DNP
45	Poole, Lauren		--	--	--	--	--	--	--	--	--	--	--	--	--	--	--	DNP
	Team Totals								0	1	1				0			
	TOTALS		19	43	4	10	14	18	11	11	22	9	56	13	12	2	11	160

Deadball Rebounds: 1, 0: 1

Tot FG %:	1st Half:	8-22	.364	2nd Half:	11-21	.524	Game: .442
3-Pt FG %:	1st Half:	2- 5	.400	2nd Half:	2- 5	.400	Game: .400
FT % :	1st Half:	8-10	.800	2nd Half:	6- 8	.750	Game: .778

Goodpasture Christian School (33-3)

	GCS (HOME)		Total FG	Total AT	3-Pts FG	3-Pts AT	FT	FT AT	Rebounds OF	Rebounds DF	Rebounds To	PF	TP	A	TO	BK	ST	MN
25	Rollins, Anna	f	3	5	3	3	0	0	1	3	4	4	9	4	4	1	1	30
32	Thomas, Barbara	f	6	7	0	0	0	0	3	7	10	3	12	2	3	1	2	26
44	Dickerson, Reanna	c	0	1	0	1	0	0	0	0	0	3	0	2	5	0	1	26
12	Patterson, Kara	g	1	4	0	0	2	4	0	2	2	4	4	1	2	0	0	18
13	Bone, Baylor	g	4	9	3	5	0	0	0	2	2	2	11	6	5	0	0	32
20	DeAlejandro, Jennifer		0	0	0	0	0	0	0	1	1	0	0	0	1	0	0	2
21	Phillips, Allison		0	0	0	0	0	0	0	0	0	2	0	0	1	0	0	7
33	Maddux, Emily		4	6	0	0	1	2	0	1	1	1	9	2	1	0	0	19
10	Parnell, Kristi		--	--	--	--	--	--	--	--	--	--	--	--	--	--	--	DNP
40	North, Neely		--	--	--	--	--	--	--	--	--	--	--	--	--	--	--	DNP
43	Chance, Holly		--	--	--	--	--	--	--	--	--	--	--	--	--	--	--	DNP
45	Barron, Elizabeth		--	--	--	--	--	--	--	--	--	--	--	--	--	--	--	DNP
	Team Totals								1	0	1				1			
	TOTALS		18	32	6	9	3	6	5	16	21	19	45	17	23	2	4	160

Deadball Rebounds: 1, 0: 1

Tot FG %:	1st Half:	9-16	.563	2nd Half:	9-16	.563	Game: .563
3-Pt FG %:	1st Half:	5- 5	1.000	2nd Half:	1- 4	.250	Game: .667
FT % :	1st Half:	2- 2	1.000	2nd Half:	1- 4	.250	Game: .500

	1st	2nd	OT	OT	Tot
USJ	26	30			56
GCS	25	20			45

OFFICIALS: Larry Crum, Jeb Hartness, Fred Ivie

Technical Fouls: none

Attendance: TBA

Comments: 1996 TSSAA Class A Quarterfinals

Scor by Quarters

USJ	16	10	14	16
GCS	15	10	15	5

010

OFFICIAL NCAA BASKETBALL BOX SCORE - FIRST HALF

University School of Jackson — Date: March 6, 1996

	USJ (VISITORS)		Total FG	Total AT	3-Pts FG	3-Pts AT	FT	AT	Rebounds OF	DF	To	PF	TP	A	TO	BK	ST	MN
25	Keller, Erin	f	4	7	2	4	1	2	2	1	3	1	11	2	0	0	1	16
34	Truell, Allison	f	1	2	0	0	0	0	0	2	2	0	2	0	2	0	3	16
41	Sallee, Deirdre	c	2	4	0	0	2	2	0	1	1	3	6	1	0	1	0	9
20	Haltom, Mary Beth	g	1	4	0	0	2	2	0	0	0	1	4	0	3	0	1	10
22	Kirkland, Frances	g	0	0	0	0	3	4	1	0	1	0	3	2	1	0	0	11
10	Thompson, Blair		0	0	0	0	0	0	0	0	0	0	0	0	0	0	0	--
11	Epps, Leslie		0	0	0	0	0	0	0	0	0	0	0	0	0	0	0	--
31	Jackson, Jenny		0	1	0	0	0	0	1	1	2	0	0	0	0	0	0	7
32	Brower, Elizabeth		0	0	0	0	0	0	0	0	0	0	0	0	0	0	0	--
33	Thomson, Cynthia		0	4	0	1	0	0	1	0	1	0	0	1	0	0	0	11
44	Satterfield, Jessica		0	0	0	0	0	0	0	0	0	0	0	0	0	0	0	--
45	Poole, Lauren		0	0	0	0	0	0	0	0	0	0	0	0	0	0	0	--
	Team Totals								0	0	0				0			
	TOTALS		8	22	2	5	8	10	5	5	10	5	26	6	6	1	5	80

Deadball Rebounds: 1, 0: 1

Tot FG %: 1st Half: 8-22 .364
3-Pt FG %: 1st Half: 2- 5 .400
FT % : 1st Half: 8-10 .800

Goodpasture Christian School

	GCS (HOME)		Total FG	Total AT	3-Pts FG	3-Pts AT	FT	AT	Rebounds OF	DF	To	PF	TP	A	TO	BK	ST	MN
25	Rollins, Anna	f	3	5	3	3	0	0	1	1	2	1	9	2	3	1	0	16
32	Thomas, Barbara	f	1	1	0	0	0	0	1	4	5	3	2	0	1	0	2	10
44	Dickerson, Reanna	c	0	0	0	0	0	0	0	0	0	1	0	0	3	0	0	14
12	Patterson, Kara	g	0	1	0	0	2	2	0	2	2	3	2	1	0	0	0	9
13	Bone, Baylor	g	2	4	2	2	0	0	0	1	1	0	6	5	2	0	0	16
10	Parnell, Kristi		0	0	0	0	0	0	0	0	0	0	0	0	0	0	0	--
20	DeAlejandro, Jennifer		0	0	0	0	0	0	0	1	1	0	0	0	1	0	0	2
21	Phillips, Allison		0	0	0	0	0	0	0	0	0	0	0	0	0	0	0	2
33	Maddux, Emily		3	5	0	0	0	0	0	1	1	0	6	1	1	0	0	11
40	North, Neely		0	0	0	0	0	0	0	0	0	0	0	0	0	0	0	--
43	Chance, Holly		0	0	0	0	0	0	0	0	0	0	0	0	0	0	0	--
45	Barron, Elizabeth		0	0	0	0	0	0	0	0	0	0	0	0	0	0	0	--
	Team Totals								0	0	0				0			
	TOTALS		9	16	5	5	2	2	2	10	12	8	25	9	11	1	2	80

Deadball Rebounds: 0, 0: 0

Tot FG %: 1st Half: 9-16 .563
3-Pt FG %: 1st Half: 5- 5 1.000
FT % : 1st Half: 2- 2 1.000

	1st	2nd	OT	OT	Tot
USJ	26				26
GCS	25				25

OFFICIALS: Larry Crum, Jeb Hartness, Fred Ivie
Technical Fouls:
Attendance: TBA
Comments: CourtSide(tm) software by CompuSTATS / San Diego, CA (619)296-7834

Quarter Scoring

USJ	16	26
GCS	15	25

010

OFFICIAL NCAA BASKETBALL BOX SCORE — Site: Murfreesboro, Tenn.

University School of Jackson (22-7) — Date: March 8, 1996

USJ (VISITORS)			Total FG	Total AT	3-Pts FG	3-Pts AT	FT	AT	Rebounds OF	DF	To	PF	TP	A	TO	BK	ST	MN
20	Haltom, Mary Beth	f	3	11	2	8	2	2	0	1	1	4	10	1	2	0	2	27
25	Keller, Erin	f	2	7	0	4	0	0	2	5	7	3	4	0	2	0	2	30
41	Sallee, Deirdre	c	7	14	0	0	2	3	4	5	9	5	16	1	1	0	1	25
22	Kirkland, Frances	g	2	5	1	2	0	0	2	2	4	5	5	2	1	0	0	27
34	Truell, Allison	g	1	3	0	1	0	0	0	3	3	4	2	3	4	0	2	23
31	Jackson, Jenny		1	1	0	0	0	0	2	1	3	2	2	1	2	0	1	12
33	Thomson, Cynthia		2	3	0	0	3	4	1	0	1	2	7	1	0	0	0	16
10	Thompson, Blair		--	--	--	--	--	--	--	--	--	--	--	--	--	--	--	DNP
11	Epps, Leslie		--	--	--	--	--	--	--	--	--	--	--	--	--	--	--	DNP
32	Brower, Elizabeth		0	1	0	1	0	0	0	0	0	0	0	0	1	0	0	0+
44	Satterfield, Jessica		--	--	--	--	--	--	--	--	--	--	--	--	--	--	--	DNP
45	Poole, Lauren		--	--	--	--	--	--	--	--	--	--	--	--	--	--	--	DNP
	Team Totals								0	0	0				0			
	TOTALS		18	45	3	16	7	9	11	17	28	25	46	9	13	0	8	160

Deadball Rebounds: 1, 0: 1

Tot FG %:	1st Half:	8-20	.400	2nd Half:	10-25	.400	Game: .400
3-Pt FG %:	1st Half:	1- 8	.125	2nd Half:	2- 8	.250	Game: .188
FT % :	1st Half:	5- 6	.833	2nd Half:	2- 3	.667	Game: .778

Bradford High School (29-5)

BHS (HOME)			Total FG	Total AT	3-Pts FG	3-Pts AT	FT	AT	Rebounds OF	DF	To	PF	TP	A	TO	BK	ST	MN
11	Mitchell, Casey	f	0	3	0	0	0	1	0	1	1	2	0	0	2	0	1	27
32	Tuggles, Tonya	f	7	12	0	0	12	12	3	10	13	4	26	0	5	0	1	27
55	Talley, Christy	c	3	12	0	0	3	4	2	1	3	1	9	0	4	0	2	32
10	Sellers, Mindy	g	3	4	1	2	2	2	4	0	4	0	9	2	0	0	0	32
15	Loynes, Jodi	g	0	1	0	1	0	1	0	1	1	5	0	1	3	0	1	22
30	Bennett, Karla		0	0	0	0	0	0	0	0	0	0	0	0	0	0	0	1
42	Manning, Michelle		1	2	1	2	4	8	0	2	2	0	7	1	0	0	2	10
54	Brown, Tashekia		0	0	0	0	0	0	0	2	2	4	0	0	3	1	0	9
20	Guy, Stephanie		--	--	--	--	--	--	--	--	--	--	--	--	--	--	--	DNP
21	Foren, Damaris		--	--	--	--	--	--	--	--	--	--	--	--	--	--	--	DNP
23	White, Casey		--	--	--	--	--	--	--	--	--	--	--	--	--	--	--	DNP
25	Lannom, Paige		--	--	--	--	--	--	--	--	--	--	--	--	--	--	--	DNP
44	Campbell, Brittany		--	--	--	--	--	--	--	--	--	--	--	--	--	--	--	DNP
	Team Totals								0	0	0				0			
	TOTALS		14	35	2	5	21	28	9	17	26	16	51	4	17	1	7	160

Deadball Rebounds: 2, 0: 2

Tot FG %:	1st Half:	8-22	.364	2nd Half:	6-13	.462	Game: .400
3-Pt FG %:	1st Half:	1- 3	.333	2nd Half:	1- 2	.500	Game: .400
FT % :	1st Half:	10-10	1.000	2nd Half:	11-18	.611	Game: .750

	1st	2nd	OT	OT	Tot
USJ	22	24			46
BHS	27	24			51

OFFICIALS: James Kinzer, Jon McBrayer, Jim Gardner

Technical Fouls: none

Attendance: TBA

Comments: 1996 TSSAA Class A Semifinals

Score by quarters

USJ	11	11	7	17
BHS	13	14	13	11

OFFICIAL NCAA BASKETBALL BOX SCORE - FIRST HALF

University School of Jackson — Date: March 8, 1996

USJ (VISITORS)			Total FG	Total AT	3-Pts FG	3-Pts AT	FT	FT AT	Rebounds OF	Rebounds DF	Rebounds To	PF	TP	A	TO	BK	ST	MN
20	Haltom, Mary Beth	f	1	4	0	3	2	2	0	1	1	0	4	1	1	0	0	14
25	Keller, Erin	f	1	4	0	3	0	0	1	2	3	1	2	0	1	0	1	14
41	Sallee, Deirdre	c	3	6	0	0	0	0	0	2	2	3	6	1	1	0	1	11
22	Kirkland, Frances	g	2	3	1	1	0	0	2	1	3	2	5	0	0	0	0	13
34	Truell, Allison	g	1	3	0	1	0	0	0	2	2	1	2	2	2	0	0	16
10	Thompson, Blair		0	0	0	0	0	0	0	0	0	0	0	0	0	0	0	--
11	Epps, Leslie		0	0	0	0	0	0	0	0	0	0	0	0	0	0	0	--
31	Jackson, Jenny		0	0	0	0	0	0	1	0	1	2	0	1	1	0	1	8
32	Brower, Elizabeth		0	0	0	0	0	0	0	0	0	0	0	0	0	0	0	--
33	Thomson, Cynthia		0	0	0	0	3	4	0	0	0	1	3	0	0	0	0	4
44	Satterfield, Jessica		0	0	0	0	0	0	0	0	0	0	0	0	0	0	0	--
45	Poole, Lauren		0	0	0	0	0	0	0	0	0	0	0	0	0	0	0	--
	Team Totals								0	0	0				0			
	TOTALS		8	20	1	8	5	6	4	8	12	10	22	5	6	0	3	80

Deadball Rebounds: 1, 0: 1

Tot FG %: 1st Half: 8-20 .400
3-Pt FG %: 1st Half: 1- 8 .125
FT % : 1st Half: 5- 6 .833

Bradford High School

BHS (HOME)			Total FG	Total AT	3-Pts FG	3-Pts AT	FT	FT AT	Rebounds OF	Rebounds DF	Rebounds To	PF	TP	A	TO	BK	ST	MN
11	Mitchell, Casey	f	0	2	0	0	0	0	0	0	0	2	0	0	0	0	1	11
32	Tuggles, Tonya	f	3	7	0	0	6	6	3	6	9	2	12	0	1	0	0	16
55	Talley, Christy	c	2	7	0	0	2	2	0	1	1	1	6	0	2	0	1	16
10	Sellers, Mindy	g	3	4	1	2	2	2	3	0	3	0	9	1	0	0	0	16
15	Loynes, Jodi	g	0	1	0	1	0	0	0	0	0	2	0	1	2	0	0	13
20	Guy, Stephanie		0	0	0	0	0	0	0	0	0	0	0	0	0	0	0	--
21	Foren, Damaris		0	0	0	0	0	0	0	0	0	0	0	0	0	0	0	--
23	White, Casey		0	0	0	0	0	0	0	0	0	0	0	0	0	0	0	--
25	Lannom, Paige		0	1	0	0	0	0	0	0	0	0	0	0	0	0	0	--
30	Bennett, Karla		0	0	0	0	0	0	0	0	0	0	0	0	0	0	0	1
42	Manning, Michelle		0	0	0	0	0	0	0	1	1	0	0	0	0	0	0	3
44	Campbell, Brittany		0	0	0	0	0	0	0	0	0	0	0	0	0	0	0	--
54	Brown, Tashekia		0	0	0	0	0	0	0	0	0	3	0	0	2	1	0	4
	Team Totals								0	0	0				0			
	TOTALS		8	22	1	3	10	10	6	8	14	10	27	2	7	1	2	80

Deadball Rebounds: 0, 0: 0

Tot FG %: 1st Half: 8-22 .364
3-Pt FG %: 1st Half: 1- 3 .333
FT % : 1st Half: 10-10 1.000

	1st	2nd	OT	OT	Tot
USJ	22				22
BHS	27				27

OFFICIALS: James Kinzer, Jon McBrayer, Jim Gardner
Technical Fouls:
Attendance: TBA
Comments: 1996 TSSAA Class A Semifinals

Score by quarters

USJ	11	11
BHS	13	14

1989 Class A State Girls' Basketball Tournament

March 8 - March 11, 1989 · Middle Tennessee State University - Murfreesboro

Game 1
Wed. Mar. 8 11:30 AM

Richland (26-5)	30
USJ (27-7)	33

Game 2
Wed. Mar. 8 1:00 PM

Pickett Co. (19-17)	62
Jo Byrns (26-6)	60

Game 3
Wed. Mar. 8 2:30 PM

Wayne Co. (24-9)	57
Oneida (23-6)	68

Game 4
Wed. Mar. 8 5:30 PM

Boyd Buchanan (31-3)	46
Denmark West (24-6)	54

Game 5
Fri. Mar. 10 11:30 AM

USJ	54
Pickett Co.	68

Game 6
Fri. Mar. 10 1:00 PM

Oneida	32
Denmark West	43

Game 7
Sat. Mar. 11 4:00 PM

Pickett Co.	66
Denmark West	48

Pickett Co.
STATE CHAMPION

OFFICIAL NCAA BASKETBALL BOX SCORE

VISITORS (Last Name, First) FINAL Date 3-8-89 Site Murfreesboro, Tenn.

No.	Univ. School of Jackson		Total FG FG	Total FG FGA	3-point FG	3-point FGA	FT	FTA	Rebounds Off	Rebounds Def	Rebounds Tot	PF	TP	A	TO	BLK	S	MIN
10	Janet Leathers	f	3	10	3	9	2	6	2	3	5	1	11	2	1	0	0	
12	Trudy Payne	f	2	7	0	0	1	8	4	1	5	1	5	3	1	0	1	
24	Beth Williams	c	2	3	0	0	2	2	2	5	7	3	6	0	2	0	1	
25	Melissa Day	g	3	6	0	0	5	9	0	3	3	3	11	0	2	0	1	
32	Gretchen Whaley	g	0	2	0	0	0	0	0	1	1	2	0	0	0	0	1	
5	Christie Kizer		0	0	0	0	0	0	0	0	0	0	0	1	1	0	0	
11	Sara Beth Campbell																	
21	Liza Butler																	
33	Lucy Fullen																	
34	Shannon Fite																	
40	Leigh Ann Haltom																	
41	Traci Appleton																	
42	Stephanie East																	
44	Heather Peters																	
45	Alea Lewis																	
	TEAM REBOUNDS (included in Totals)										2							
	TOTALS		10	28	3	9	10	25	8	13	23	10	33	6	7	0	4	

TOTAL FG %: 1st Half .333 (5-15) 2nd Half .385 (5-13) Game .357
3-Pt. FG %: 1st Half .200 (1-5) 2nd Half .500 (2-4) Game .333
FT %: 1st Half .636 (7-11) 2nd Half .214 (3-14) Game .400

Deadball Rebounds 6

HOME (Last Name, First)

No.	Richland		Total FG FG	Total FG FGA	3-point FG	3-point FGA	FT	FTA	Rebounds Off	Rebounds Def	Rebounds Tot	PF	TP	A	TO	BLK	S	MIN
14	Tracy Sandrell	f	1	4	0	1	0	0	1	0	1	1	2	0	1	0	0	
22	Barbara Duke	f	1	3	0	0	2	2	0	1	1	5	4	0	3	0	0	
24	Heidi Stafford	c	1	7	0	4	0	0	0	7	7	2	2	4	5	0	0	
50	Lisa Hyatt	g	2	2	0	0	2	4	0	2	2	2	6	0	1	0	0	
54	Christie Fox	g	7	9	0	0	2	2	5	4	9	3	16	0	2	0	0	
10	Jerri Poppers		DNP															
11	Karen Price		0	8	0	1	0	0	1	0	1	2	0	1	2	0	0	
15	Rhonda Fox		DNP															
20	Karen Crabtree		DNP															
31	Tracy Strickland		DNP															
32	Gayle Duke		DNP															
34	Melinda Bowan		~~0~~	~~1~~	~~0~~	~~0~~	~~0~~	~~0~~	~~1~~	~~0~~	~~1~~	~~1~~	~~0~~	~~0~~	~~0~~	~~0~~	~~0~~	
40	Crystal Hamlett		DNP															
42	Susan Oliver		DNP															
52	Dina Stafford																	
	TEAM REBOUNDS (included in Totals)										5							
	TOTALS		12	33	0	6	6	8	7	14	26	15	30	5	14			

TOTAL FG %: 1st Half .384 (5-13) 2nd Half .350 (7-20) Game .364
3-Pt. FG %: 1st Half .000 (0-1) 2nd Half .000 (0-5) Game .000
FT %: 1st Half .714 (5-7) 2nd Half 1.000 (1-1) Game .750

Deadball Rebounds 1

OFFICIALS: James McClellan, Jr + Johnny Cox

Technical Fouls:

SCORE BY PERIODS	1st H.	2nd H.	OT	OT	FINAL
USJ	10-8	4/-			33
Richland	7-8	7-			30

OFFICIAL NCAA BASKETBALL BOX SCORE

VISITORS (Last Name, First) HALFTIME

Date 3-2-81 Site Martinsburg, TN

No.	Univ. School of Jackson		Total FG FG	Total FG FGA	3-point FG	3-point FGA	FT	FTA	Rebounds Off	Rebounds Def	Rebounds Tot	PF	TP	A	TO	BLK	S	MIN
10	Janet Leathers	f	1	6	1	5	0	1	1	0	1	1	3	1	1	0	0	
12	Trudy Payne	f	1	4	0	0	0	0	2	0	2	1	2	2	1	0	1	
24	Beth Williams	c	1	1	0	0	2	2	1	4	5	2	4	0	1	0	0	
25	Melissa Day	g	2	3	0	0	5	8	0	1	1	0	9	0	0	0	0	
32	Gretchen Whaley	g	0	1	0	0	0	0	0	1	1	2	0	0	0	0	1	
5	Christie Kizer																	
11	Sara Beth Campbell																	
21	Liza Butler																	
33	Lucy Fullen																	
34	Shannon Fite																	
40	Leigh Ann Haltom																	
41	Traci Appleton																	
42	Stephanie East																	
44	Heather Peters																	
45	Alea Lewis																	
	TEAM REBOUNDS (included in Totals)										0							
	TOTALS		5	15	1	5	7	11	4	6	10	6	18	3	3	0	2	

TOTAL FG %: 1st Half .333 2nd Half ____ Game ____

3-Pt. FG %: 1st Half .200 2nd Half ____ Game ____

FT %: 1st Half .636 2nd Half ____ Game ____

Deadball Rebounds 1

HOME (Last Name, First)

No.	Richland		Total FG FG	Total FG FGA	3-point FG	3-point FGA	FT	FTA	Rebounds Off	Rebounds Def	Rebounds Tot	PF	TP	A	TO	BLK	S	MIN
14	Tracy Sandrell	f	1	3	0	1	0	0	1	0	1	1	2	0	1	0	0	
22	Barbara Duke	f	1	2	0	0	2	2	0	0	0	2	4	0	2	0	0	
24	Heidi Stafford	c	0	2	0	0	0	0	0	4	4	0	0	2	2	0	0	
50	Lisa Hyatt	g	0	0	0	0	2	4	0	2	2	1	2	0	1	0	1	
54	Christie Fox	g	3	4	0	0	1	1	1	2	3	2	7	0	2	0	0	
10	Jerri Peppers																	
11	Karen Price		0	2	0	0	0	0	0	0	0	1	0	0	0	0	0	
15	Rhonda Fox																	
20	Karen Crabtree																	
31	Tracy Strickland																	
32	Gayle Duke																	
34	Melinda Gowan		0	0	0	0	0	0	0	0	0	0	0	0	0	0	0	
40	Crystal Hamlett																	
42	Susan Oliver																	
52	Dina Stafford																	
	TEAM REBOUNDS (included in Totals)										2							
	TOTALS		5	13	0	1	5	7	2	8	12	7	15	2	8	0	1	

TOTAL FG %: 1st Half .384 2nd Half ____ Game ____

3-Pt. FG %: 1st Half .0 2nd Half ____ Game ____

FT %: 1st Half .714 2nd Half ____ Game ____

Deadball Rebounds 1

OFFICIALS: James McClellan, Jr. & Johnny Cox

Technical Fouls: ____

SCORE BY PERIODS	1st H.	2nd H.	OT	OT	FINAL
USJ	10-8				
Richland	7-8				

OFFICIAL NCAA BASKETBALL BOX SCORE FINAL

Date 3/10/89 Site MURFREESBORO, TENN

VISITORS (Last Name, First)

No.	Pickett County		Total FG FG	Total FG FGA	3-point FG	3-point FGA	FT	FTA	Rebounds Off	Rebounds Def	Rebounds Tot	PF	TP	A	TO	BLK	S	MI
15	Kresten Walker	f	2	5	0	0	6	6	0	3	3	1	10	0	6	0	0	
20	Rhea Beaty	f	1	6	0	5	7	8	0	5	5	2	9	6	5	0	0	
32	Amelia Nicholas	c	5	9	4	7	0	0	0	3	3	1	14	2	0	1	1	
42	Annette Aaron	g	4	6	0	0	4	6	1	4	5	4	12	2	0	1	2	
50	Angela Asbott	g	10	12	0	0	3	5	5	3	8	0	23	3	3	0	1	
14	Laura King		0	1	0	0	0	0	1	0	1	0	0	0	0	0	0	
24	Lisa Cummings																	
30	Cristy Smith																	
34	Michelle Hill																	
44	Amy Simmons																	
52	Lori Garmon																	
54	Tammy Garrett		0	0	0	0	0	0	0	0	0	2	0	0	0	0	0	
			~~0~~	~~0~~	~~0~~							~~2~~						
	TEAM REBOUNDS (included in Totals)										3							
	TOTALS		22	39	4	12	20	25	7	18	28	10	68	13	14	2	4	

TOTAL FG %: 1st Half .611 (11-18) 2nd Half .524 (11-21) Game .564

3-Pt. FG %: 1st Half .333 (3-9) 2nd Half .333 (1-3) Game .333

FT %: 1st Half .800 (4-5) 2nd Half .800 (16-20) Game .800

Deadball Rebounds 0

HOME (Last Name, First)

No.	UNSV. Sch. of Jackson		Total FG FG	Total FG FGA	3-point FG	3-point FGA	FT	FTA	Rebounds Off	Rebounds Def	Rebounds Tot	PF	TP	A	TO	BLK	S	MIN
10	Janet Leathers	f	4	9	2	5	0	2	3	2	5	2	10	3	3	1	1	
12	Trudy Payne	f	2	11	0	0	0	0	1	2	3	4	4	1	1	0	3	
24	Beth Williams	c	3	6	0	0	0	0	3	4	7	(5)	6	0	0	0	0	
25	Melissa Day	g	11	21	0	0	4	6	6	3	9	(5)	26	0	2	0	2	
32	Gretchen Whalley	g	2	4	0	0	1	2	2	0	2	(5)	5	3	5	0	1	
5	Christie Kizer		1	4	1	2	0	0	0	0	0	1	3	1	0	0	1	
11	Sara Beth Campbell																	
21	Liza Butler																	
33	Lucy Fullen																	
34	Shannon Fife																	
40	Leigh Ann Halfom																	
41	Tracy Appleton																	
42	Stephanie East		0	0	0	0	0	0	0	0	0	0	0	0	0	0	0	
44	Heather Peters																	
45	Alan Lewis		0	0	0	0	0	0	0	0	0	0	0	0	0	0	0	
	TEAM REBOUNDS (included in Totals)										2							
	TOTALS		23	55	3	7	5	10	15	11	28	22	54	8	11	1	8	

TOTAL FG %: 1st Half .385 (10-26) 2nd Half .448 (13-29) Game .418

3-Pt. FG %: 1st Half .400 (2-5) 2nd Half .500 (1-2) Game .429

FT %: 1st Half .500 (5-10) 2nd Half — Game .500

Deadball Rebounds 2

OFFICIALS:

Technical Fouls:

SCORE BY PERIODS	1st H.	2nd H.	OT	OT	FINAL
Pickett C.	11-18	16-23			68
UNSV. Sch. of Jak	13-12	14-15			54

OFFICIAL NCAA BASKETBALL BOX SCORE

HALF TIME

Date 3/10/89 Site Murfreesboro, Tenn.

VISITORS (Last Name, First)

No.	Pickett County		Total FG FG	Total FG FGA	3-point FG	3-point FGA	FT	FTA	Rebounds Off	Rebounds Def	Rebounds Tot	PF	TP	A	TO	BLK	S	MIN
15	Kristen Walker	f	0	1	0	0	2	2	0	1	1	1	2	0	2	0	0	
20	Rhea Beaty	f	1	5	0	4	0	0	0	2	2	1	2	4	4	0	0	
32	Amelia Nicholas	c	3	5	3	5	0	0	0	3	3	1	9	2	0	0	0	
42	Annette Aaron	g	1	1	0	0	2	2	1	1	2	3	4	0	0	1	1	
50	Angela Abbott	g	6	6	0	0	0	1	0	1	1	0	12	1	1	0	1	
14	Laura King																	
24	Lisa Cummings																	
30	Cristy Smith																	
34	Michelle Hill																	
44	Amy Simmons																	
52	Lori Garmon																	
54	Tammy Garrett		0	0	0	0	0	0	0	0	0	2	0	0	0	0	0	
	TEAM REBOUNDS (included in Totals)										1							
	TOTALS		11	18	3	9	4	5	1	8	10	8	29	7	7	1	2	

TOTAL FG %: 1st Half .611 2nd Half ____ Game ____

3-Pt. FG %: 1st Half .333 2nd Half ____ Game ____

FT %: 1st Half .800 2nd Half ____ Game ____

Deadball Rebounds 0

HOME (Last Name, First)

No.	Univ. School of Jackson		Total FG FG	Total FG FGA	3-point FG	3-point FGA	FT	FTA	Rebounds Off	Rebounds Def	Rebounds Tot	PF	TP	A	TO	BLK	S	MIN
10	Janet Leathers	f	4	8	2	5	0	2	3	1	4	1	10	0	2	0	0	
12	Trudy Payne	f	0	4	0	0	0	0	1	0	1	3	0	0	0	0	0	
24	Beth Williams	c	2	4	0	0	0	0	3	2	5	1	4	0	0	0	0	
25	Melissa Day	g	2	7	0	0	4	6	3	1	4	1	8	0	1	0	2	
32	Gretchen Whalley	g	2	2	0	0	1	2	1	0	1	1	3	3	3	0	1	
5	Christie Kizer		0	1	0	0	0	0	0	0	0	0	0	0	0	0	0	
11	Sara Beth Campbell																	
21	Liza Butler																	
33	Lucy Fullen																	
34	Shannon Fite																	
40	Leigh Ann Haltom																	
41	Traci Appleton																	
42	Stephanie East																	
44	Heather Peters																	
45	Alea Lewis																	
	TEAM REBOUNDS (included in Totals)										2							
	TOTALS		10	26	2	5	5	10	11	4	17	7	25	3	6	0	3	

TOTAL FG %: 1st Half .385 2nd Half ____ Game ____

3-Pt. FG %: 1st Half .400 2nd Half ____ Game ____

FT %: 1st Half .500 2nd Half ____ Game ____

Deadball Rebounds 2

OFFICIALS: ____

Technical Fouls: ____

SCORE BY PERIODS	1st H.	2nd H.	OT	OT	FINAL
Pickett Co.	11-18				
Univ School of Jax	13-12				

1988 Class A State Girls' Basketball Tournament

March 9 - March 12, 1988 · Middle Tennessee State University - Murfreesboro

Game 1
Wed. Mar. 9 11:30 AM

Collinwood (26-4)	57
Clarkrange (29-4)	49

Game 2
Wed. Mar. 9 1:00 PM

USJ (26-4)	49
Oneida (26-6)	34

Game 3
Wed. Mar. 9 2:30 PM

Red Boiling Springs (20-9)	40
Boyd Buchanan (29-2)	45

Game 4
Wed. Mar. 9 5:30 PM

Adamsville (13-17)	40
Wayne Co. (26-6)	82

Game 5
Fri. Mar. 11 11:30 AM

Collinwood	64
USJ	50

Game 6
Fri. Mar. 11 1:00 PM

Boyd Buchanan	57
Wayne Co.	66

Game 7
Sat. Mar. 12 4:00 PM

Collinwood	73
Wayne Co.	46

Collinwood
STATE CHAMPION

2

OFFICIAL NCAA BASKETBALL BOX SCORE

Date 3/7/93 Site Murphy Center - MTSU

VISITORS (Last Name, First)

No.	Oneida (20-7)		Total FG FG	Total FG FGA	3-point FG	3-point FGA	FT	FTA	Rebounds Off	Def	Tot	PF	TP	A	TO	BLK	S	M
14	Kerry Bogatt	f	6	11	0	0	6	8	2	3	5	5	18	0	5	1	1	
20	Diane Grigsby	f	3	6	0	0	0	0	0	2	2	5	6	2	5	0	0	
30	Delora Stephens	c	2	6	0	0	0	2	1	5	6	2	4	0	2	0	2	
33	Christy Phillips	g	0	4	0	0	1	3	0	2	2	1	1	1	2	0	2	
41	Teresa Grigsby	g	2	9	0	0	0	1	3	0	3	3	4	0	0	0	0	
10	Cynthia Free		0	0	0	0	0	0	0	0	0	2	0	0	1	0	0	
11	Rhonda White						DNP											
13	Tracey King		0	0	0	0	0	0	0	0	0	0	0	0	0	0	0	
22	Angette Grigsby						DNP											
25	Rachel McBroom		0	0	0	0	0	0	0	1	1	0	0	0	0	0	0	
31	Karen Chambers		0	0	0	0	0	0	0	0	0	1	0	0	0	0	0	
44	Renee Terry		0	2	0	2	1	2	0	1	1	3	1	0	2	0	1	
	TEAM REBOUNDS (included in Totals)										2							
	TOTALS		13	34	0	2	8	16	6	14	22	22	34	3	17	1	6	

TOTAL FG %: 1st Half .350 (7-20) 2nd Half .429 (6-14) Game .382

3-Pt. FG %: 1st Half .000 (0-0) 2nd Half .000 (0-2) Game .000

FT %: 1st Half .375 (3-8) 2nd Half .625 (5-8) Game .500

Deadball Rebounds 2

HOME (Last Name, First)

No.	Univ. Sch. of Jackson (27-4)		Total FG FG	Total FG FGA	3-point FG	3-point FGA	FT	FTA	Rebounds Off	Def	Tot	PF	TP	A	TO	BLK	S	M
10	Janet Leathers	f	3	7	0	0	6	10	1	1	2	4	12	0	6	0	0	
12	Trudy Payne	f	4	8	0	0	4	7	1	0	1	2	12	1	1	0	0	
25	Melissa Day	c	1	5	0	0	6	8	3	6	9	1	8	1	2	0	1	
52	Stephanie Baker	g	2	8	0	2	0	0	0	4	4	1	4	1	4	0	3	
55	Heather O'Cain	g	4	6	0	0	0	1	3	10	13	4	8	0	1	1	0	
5	Christie Kizer		0	0	0	0	2	5	0	0	0	0	2	0	0	0	2	
21	Tanya Naylor		0	0	0	0	0	0	0	0	0	1	0	0	0	0	0	
24	Beth Williams		0	0	0	0	0	0	1	0	1	0	0	0	0	0	0	
32	Gretchen Whalley		1	1	0	0	1	2	0	1	1	3	3	1	2	0	0	
35	Mary Dunlap		0	0	0	0	0	0	0	0	0	0	0	0	0	0	0	
42	Stephanie East		0	0	0	0	0	0	0	0	0	0	0	0	0	0	0	
	TEAM REBOUNDS (included in Totals)										1							
	TOTALS		15	35	0	2	19	33	9	22	31	16	49	4	17	1	6	

TOTAL FG %: 1st Half .500 (9-18) 2nd Half .353 (6-17) Game .429

3-Pt. FG %: 1st Half .000 (0-1) 2nd Half .000 (0-1) Game .000

FT %: 1st Half .429 (3-7) 2nd Half .696 (16-23) Game .576

Deadball Rebounds

OFFICIALS: Eugene London and Ken Melton

SCORE BY PERIODS	1st H.	2nd H.	OT	OT	FINAL
Oneida	12-5	7-10			34
Univ. Sch. of Jax.	7-12	14-17			49

Technical Fouls:

Attendance

Copyright 1987 National Collegiate Athletic Association

OFFICIAL NCAA BASKETBALL BOX SCORE

VISITORS (Last Name, First) Date 3/1/[illegible] Site Murphy Center - MTSU

No.	Overall		Total FG FG	Total FG FGA	3-point FG	3-point FGA	FT	FTA	Rebounds Off	Rebounds Def	Rebounds Tot	PF	TP	A	TO	BLK	S	MIN
14	Kenny Brown	f	3	4	0	0	2	4	2	3	5	3	8	0	3	1	1	
20	Diane Gregory	f	3	6	0	0	0	0	0	2	2	2	6	1	4	0	0	
30	Deldra Stephens	c	0	1	0	0	0	0	0	2	2	0	0	0	1	0	0	
33	Christy Phillips	g	0	2	0	0	1	3	0	0	0	1	1	0	0	0	2	
41	Teresa Grigsby	g	1	7	0	0	0	1	1	0	1	1	2	0	0	0	0	
10	Cynthia Free						DNP											
11	Rhonda Wright						DNP											
13	Tracey King						DNP											
22	Annette Grigsby						DNP											
25	Rachel McBroom						DNP											
31	Karen Chambers						DNP											
44	Renee Terry		0	0	0	0	0	0	0	0	0	1	0	0	1	0	0	
	TEAM REBOUNDS (included in Totals)										1							
	TOTALS		7	20	0	0	3	8	3	7	11	9	17	1	9	1	3	

TOTAL FG %: 1st Half .350 2nd Half ____ Game ____

3-Pt. FG %: 1st Half .000 2nd Half ____ Game ____

FT %: 1st Half .375 2nd Half ____ Game ____

Deadball Rebounds 2

HOME (Last Name, First)

No.	Univ. Sch. of Jackson		Total FG FG	Total FG FGA	3-point FG	3-point FGA	FT	FTA	Rebounds Off	Rebounds Def	Rebounds Tot	PF	TP	A	TO	BLK	S	MIN
10	Janet Leathers	f	2	5	0	0	0	1	1	1	2	1	4	0	3	0	0	
12	Trudy Payne	f	2	4	0	0	2	4	1	0	1	1	6	1	0	0	0	
25	Melissa Day	c	0	2	0	0	0	0	1	1	2	1	0	0	2	0	0	
52	Stephanie Baker	g	1	3	0	1	0	0	0	2	2	0	2	0	1	0	2	
55	Heather O'Cain	g	3	3	0	0	0	0	0	5	5	2	6	0	1	0	0	
5	Christie Kizer																	
21	Tanya Naylor																	
24	Beth Williams																	
32	Gretchen Whalley		1	1	0	0	1	2	0	1	1	3	3	1	0	0	0	
35	Mary Dunlap																	
42	Stephanie East																	
	TEAM REBOUNDS (included in Totals)										1				1			
	TOTALS		9	18	0	1	3	7	3	10	14	8	21	2	8	0	2	

TOTAL FG %: 1st Half .500 2nd Half ____ Game ____

3-Pt. FG %: 1st Half .000 2nd Half ____ Game ____

FT %: 1st Half .429 2nd Half ____ Game ____

Deadball Rebounds 0

OFFICIALS: Eugene London and Ken Melton

SCORE BY PERIODS	1st H.	2nd H.	OT	OT	FINAL
Overall	12 5				
Univ. Sch. Jax	7 12				

Technical Fouls:

Attendance

Copyright 1987 National Collegiate Athletic Association

13

OFFICIAL NCAA BASKETBALL BOX SCORE

VISITORS (Last Name, First) Date 3/11/81 Site Murphy Center - MTSU

No.	Univers. of Sch. of Jackson		Total FG FG	Total FG FGA	3-point FG	3-point FGA	FT	FTA	Rebounds Off	Rebounds Def	Rebounds Tot	PF	TP	A	TO	BLK	S	MIN
10	Janet Leathers	f	5	9	5	5	0	2	2	1	3	3	15	4	5	0	2	
12	Trudy Payne	f	6	12	0	0	1	1	2	3	5	3	13	3	3	0	0	
25	Melissa Day	c	1	4	0	0	6	8	0	3	3	3	8	0	1	0	0	
52	Stephanie Baker	g	1	5	0	1	0	0	0	0	0	5	2	1	2	0	1	
55	Heather O'Cain	g	6	9	0	0	0	2	1	3	4	3	12	0	1	3	0	
5	Christie Kizer																	
21	Tanya Naylor																	
24	Beth Williams																	
32	Gretchen Whalley		0	0	0	0	0	1	1	0	1	1	0	2	0	0	0	
35	Mary Dunlap																	
42	Stephanie East																	
	TEAM REBOUNDS (included in Totals)										3							
	TOTALS		19	37	5	9	7	14	6	10	19	18	50	10	12	3	3	

TOTAL FG %: 1st Half .389 (7-18) 2nd Half .632 (12-19) Game .514
3-Pt. FG %: 1st Half .000 (0-0) 2nd Half .556 (5-9) Game .556
FT %: 1st Half .583 (7-12) 2nd Half .000 (0-2) Game .500

Deadball Rebounds 2

HOME (Last Name, First)

No.	Collinwood		Total FG FG	Total FG FGA	3-point FG	3-point FGA	FT	FTA	Rebounds Off	Rebounds Def	Rebounds Tot	PF	TP	A	TO	BLK	S	MIN
10	Madema Thompson	f	6	12	4	6	2	2	0	2	2	3	18	2	2	0	0	
15	Stephanie Montgomery	f	1	1	0	0	3	5	1	0	1	1	5	2	2	0	0	
22	Shannon Dixon	c	2	6	0	0	1	2	1	1	2	0	5	1	2	0	0	
25	Alesia Smith	g	3	10	0	0	5	6	2	3	5	3	11	1	0	0	1	
30	Mia Daniel	g	6	11	0	0	1	2	5	3	8	3	13	2	2	0	2	
4	Selina Patterson																	
11	Jennifer Franks		0	0	0	0	0	0	0	0	0	0	0	0	0	0	0	
12	Amy Robertson		2	2	1	1	0	0	0	0	0	2	5	0	2	0	0	
20	Amy Sterry		0	0	0	0	1	2	0	4	4	1	1	0	1	0	0	
21	Amanda Stooksberry		2	4	0	0	0	0	0	1	1	1	4	0	0	0	0	
24	Deborah Hollis		1	1	0	0	0	1	0	0	0	1	2	0	0	0	0	
31	Dana Statom		0	0	0	0	0	0	0	1	1	0	0	0	2	0	0	
	TEAM REBOUNDS (included in Totals)										2							
	TOTALS		23	47	5	7	13	21	9	15	26	15	64	9	13	0	3	

TOTAL FG %: 1st Half .500 (13-26) 2nd Half .476 (10-21) Game .487
3-Pt. FG %: 1st Half .000 (3-3) 2nd Half .500 (2-4) Game .714
FT %: 1st Half .539 (7-13) 2nd Half .750 (6-8) Game .617

Deadball Rebounds 1

OFFICIALS: Doug McBrayer + Jim Frisbee

SCORE BY PERIODS	1st H.	2nd H.	OT	OT	FINAL
Univ. Sch. of Jax.	14-7	12-17			50
Collinwood	14-22	10-18			64

Technical Fouls:

Attendance

Copyright 1980 National Collegiate Athletic Association

OFFICIAL NCAA BASKETBALL BOX SCORE

Date 3/11/88 Site Murphy Center - MTSU

VISITORS (Last Name, First)

No.	UNIVERSITY SCHOOL OF JAX.		Total FG FG	Total FG FGA	3-point FG	3-point FGA	FT	FTA	Rebounds Off	Rebounds Def	Rebounds Tot	PF	TP	A	TO	BLK	S	MIN
10	Janet Leathers	f	0	1	0	0	0	0	1	0	1	2	0	2	4	0	1	
12	Trudy Payne	f	3	5	0	0	1	1	2	0	2	1	7	0	2	0	0	
25	Melissa Day	c	1	4	0	0	6	8	0	2	2	3	8	0	0	0	0	
52	Stephanie Baker	g	0	3	0	0	0	0	0	0	0	3	0	1	1	0	0	
55	Heather O'Cain	g	3	5	0	0	0	2	0	2	2	2	6	0	1	2	0	
5	Christie Kizer																	
21	Tanya Naylor																	
24	Beth Williams																	
32	Gretchen Whalley		0	0	0	0	0	1	1	0	1	1	0	0	0	0	0	
35	Mary Dunlap																	
42	Stephanie East																	
	TEAM REBOUNDS (included in Totals)										3							
	TOTALS		7	18	0	0	7	12	4	4	11	12	21	3	8	2	1	

TOTAL FG %: 1st Half .389 2nd Half ____ Game ____

3-Pt. FG %: 1st Half .000 2nd Half ____ Game ____

FT %: 1st Half .583 2nd Half ____ Game ____

Deadball Rebounds 1

HOME (Last Name, First)

No.	COLLINWOOD		Total FG FG	Total FG FGA	3-point FG	3-point FGA	FT	FTA	Rebounds Off	Rebounds Def	Rebounds Tot	PF	TP	A	TO	BLK	S	MIN
10	Madonna Thompson	f	3	3	2	2	0	0	0	0	0	2	8	1	1	0	0	
15	Stephanie Montgomery	f	1	1	0	0	3	3	1	0	1	1	5	2	1	0	0	
22	Shannon Dixon	c	2	6	0	0	1	2	1	1	2	0	5	1	1	0	0	
25	Alesia Smith	g	2	6	0	0	1	2	2	2	4	3	5	0	0	0	1	
30	Mia Daniel	g	1	5	0	0	1	2	3	3	6	2	3	0	0	0	0	
4	Selina Patterson																	
11	Jennifer Franks		0	0	0	0	0	0	0	0	0	0	0	0	0	0	0	
12	Amy Robertson		2	2	1	1	0	1	0	0	0	2	5	1	2	0	0	
20	Amy Sterry		0	0	0	0	1	2	0	2	2	1	1	0	1	0	0	
21	Amanda Stooksberry		2	3	0	0	0	0	0	1	1	1	4	0	0	0	0	
24	Deborah Holl		0	0	0	0	0	1	0	0	0	0	0	0	0	0	0	
31	Dana Statom		0	0	0	0	0	0	0	1	1	0	0	0	1	0	0	
	TEAM REBOUNDS (included in Totals)																	
	TOTALS		13	26	3	3	7	13						5	8	0	1	

TOTAL FG %: 1st Half .500 2nd Half ____ Game ____

3-Pt. FG %: 1st Half .000 2nd Half ____ Game ____

FT %: 1st Half .539 2nd Half ____ Game ____

Deadball Rebounds ____

OFFICIALS: Doug McBrayer + Jim Frisbee

Technical Fouls: ____

Attendance ____

SCORE BY PERIODS	1st H.	2nd H.	OT	OT	FINAL
Univ. Sch. of Jax.	14-7				
Collinwood	14-22				

Copyright 1987 National Collegiate Athletic Association