Martin Luther King High School
Boys' Basketball
Nashville, TN

POSTSEASON HISTORY REPORT

GENERATED APRIL 30, 2024

Summary

Championship Record: 11-6
Appearances (8): 2023, 2005, 2004, 2001, 2000, 1997, 1996, 1991
Finals Appearances/Runners-up (2): 1991, 1996
Championships (2): 1996, 1991

Finals Appearances

Year	Class	Award	Detail
1991	Class A	Team Champions	(24-8)
1996	Class AA	Team Champions	(22-9)

Awards

Year	Award	Name	Class
1991	Most Valuable Player	Joey Mitchell	Class A
1996	Most Valuable Player	Niki Arinze	Class AA
1997	Mr. Basketball	Niki Arinze	Class AA

2023 Class 3A State Boys' Basketball Tournament

March 14 - March 18, 2023 · MTSU - Murphy Center

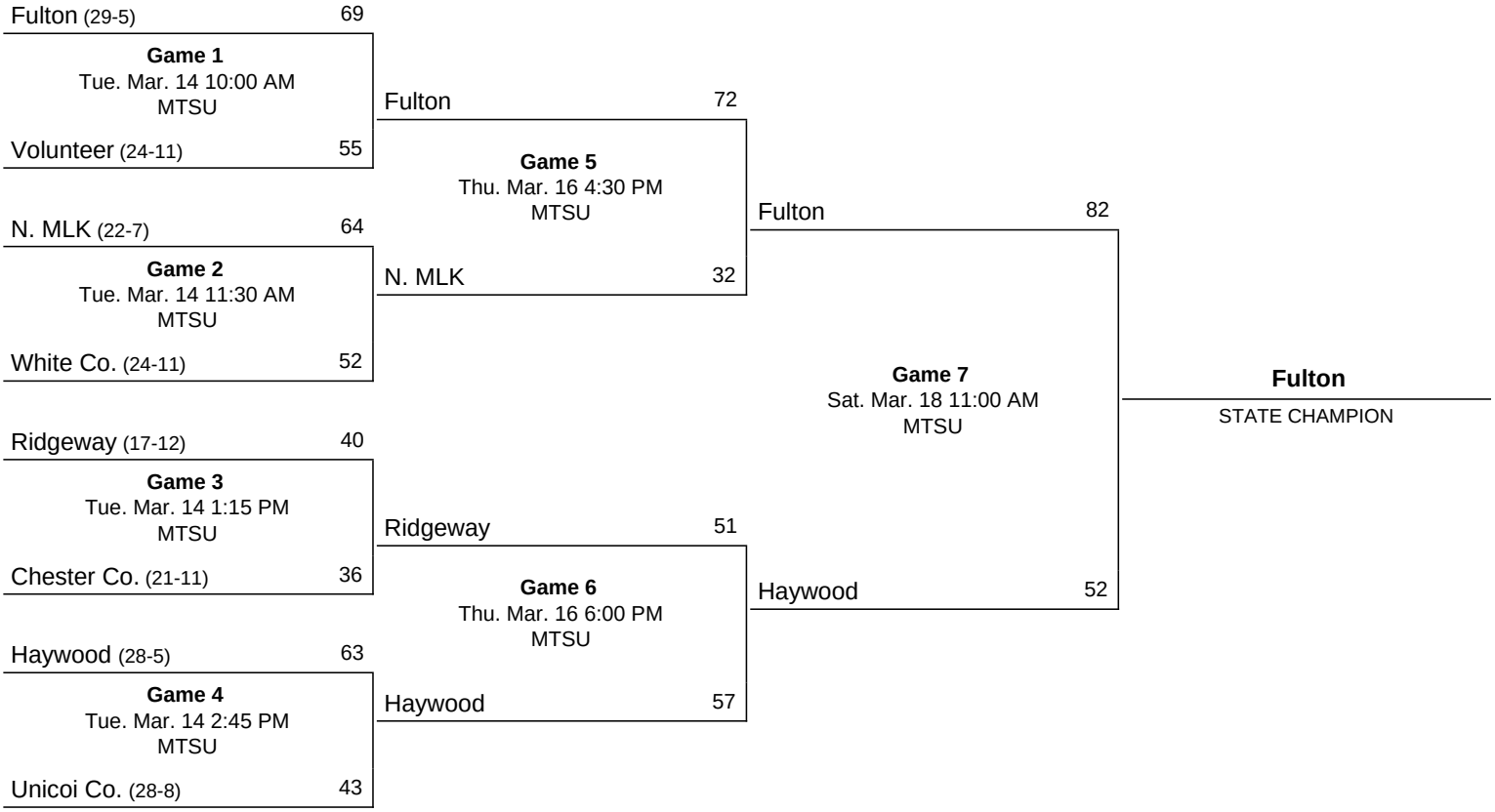

Official Basketball Box Score -- Game Totals -- Final Statistics

White Co. vs MLK

3/14/23 11:30 AM at Murphy Center (Murfreesboro, TN)

White Co. 52 • 24-15

##	Player		Total FG-FGA	3-Ptr FG-FGA	FT-FTA	Rebounds Off	Def	Tot	PF	TP	A	TO	Blk	Stl	Min
00	Paul, Tomas	*	4-12	0-2	5-8	0	1	1	4	13	3	6	0	1	31
01	Davis, Jakeb	*	2-5	1-4	3-4	0	4	4	0	8	0	0	0	0	32
03	Pinion, Tripp	*	2-6	0-1	1-4	2	6	8	5	5	5	4	0	1	29
04	Richmond, Japheth	*	1-3	0-0	2-3	0	0	0	3	4	1	0	1	0	18
33	Brock, Thomas	*	2-6	2-5	1-2	1	3	4	4	7	0	2	0	1	27
05	Henderson, Christian		5-10	4-6	1-2	0	0	0	5	15	1	3	0	5	22
12	Griffin, Nathaniel		0-0	0-0	0-0	0	0	0	0	0	0	1	0	0	0+
14	Dickerson, Logan		0-0	0-0	0-0	0	0	0	0	0	0	0	0	1	1
23	Brown, Jordan		0-0	0-0	0-0	0	0	0	0	0	0	0	0	0	0+
25	Stephenson, Gage		0-0	0-0	0-0	0	0	0	0	0	0	0	0	0	0+
30	Dickerson, Lucas		0-0	0-0	0-0	0	0	0	0	0	0	0	0	0	0+
32	Lewis, Keaun		0-0	0-0	0-0	0	0	0	0	0	0	0	0	0	0+
	Team					0	1	1							
	Totals		16-42	7-18	13-23	3	15	18	21	52	10	16	1	9	160

	1st		2nd		3rd		4th		Game		Deadball Rebounds
FG %:	2-7	28.6%	4-15	26.7%	5-11	45.5%	5-9	55.6%	16-42	38.1%	3,2
3FG %:	1-2	50.0%	1-9	11.1%	2-4	50.0%	3-3	100.0%	7-18	38.9%	
FT %:	2-2	100.0%	1-2	50.0%	3-4	75.0%	7-15	46.7%	13-23	56.5%	

MLK 64 • 23-7

##	Player		Total FG-FGA	3-Ptr FG-FGA	FT-FTA	Rebounds Off	Def	Tot	PF	TP	A	TO	Blk	Stl	Min
01	Floyd, MJ	*	4-12	0-1	0-1	4	3	7	2	8	3	1	1	0	28
02	Townsend, Avery	*	4-9	0-4	3-3	2	4	6	2	11	1	5	0	3	29
10	Donald, Kquinn	*	0-2	0-2	0-0	0	1	1	5	0	1	1	0	2	11
22	Williams, Simeon	*	10-19	1-5	3-3	6	10	16	4	24	2	4	3	3	32
23	Soloman, Kendall	*	1-5	0-2	2-5	2	6	8	5	4	2	5	0	2	32
03	Williams, Joc		0-0	0-0	0-0	0	0	0	0	0	0	0	0	0	0+
04	Anderson, Azariah		4-5	4-5	3-5	0	5	5	3	15	0	2	0	0	20
05	Watts, William		0-0	0-0	0-0	0	0	0	0	0	0	0	0	0	0+
11	Hansen-Murray, Sevi		0-0	0-0	0-0	0	0	0	0	0	0	0	0	0	0+
15	Cole, Logan		1-2	0-0	0-0	1	1	2	0	2	1	0	0	1	7
30	Wardlaw, Craig		0-0	0-0	0-0	0	0	0	0	0	0	0	0	0	1
33	Alford, Kingston		0-0	0-0	0-0	0	0	0	0	0	0	0	0	0	0+
	Team					3	0	3							
	Totals		24-54	5-19	11-17	18	30	48	21	64	10	18	4	11	160

	1st		2nd		3rd		4th		Game		Deadball Rebounds
FG %:	2-10	20.0%	6-13	46.2%	13-21	61.9%	3-10	30.0%	24-54	44.4%	1
3FG %:	1-5	20.0%	0-5	0.0%	3-6	50.0%	1-3	33.3%	5-19	26.3%	
FT %:	0-0	0.0%	3-4	75.0%	3-4	75.0%	5-9	55.6%	11-17	64.7%	

Officials: Dwight Bell, Grant Tyler, Taylor Brisebois
Technical fouls: White Co.-None. MLK-Donald, Kquinn.
Attendance:

Score by periods	1st	2nd	3rd	4th	Total
White Co.	7	10	15	20	52
MLK	5	15	32	12	64

White Co. vs MLK

3/14/23 11:30 AM at Murphy Center (Murfreesboro, TN)

1st PERIOD Play-by-Play (Page 1)

HOME TEAM: MLK	Time	Score	Margin	VISITORS: White Co.
	07:57			FOUL by Pinion, Tripp (P1T1)
MISSED 3 PTR by Williams, Simeon	07:43			REBOUND (DEF) by (DEADBALL)
	07:32	0-3	V 3	GOOD! 3 PTR by Davis, Jakeb
	07:32			ASSIST by Paul, Tomas
TURNOVR by Soloman, Kendall	07:20			
	06:49			TURNOVR by Paul, Tomas
STEAL by Donald, Kquinn	06:47			
MISSED 3 PTR by Townsend, Avery	06:44			REBOUND (DEF) by Pinion, Tripp
FOUL by Donald, Kquinn (P1T1)	06:37			
FOUL by Donald, Kquinn (P2T2)	06:22			
SUB IN : Anderson, Azariah	06:22			
SUB OUT: Donald, Kquinn	06:22			
BLOCK by Williams, Simeon	06:13			MISSED LAYUP by Paul, Tomas
REBOUND (DEF) by Anderson, Azariah	06:11			
MISSED 3 PTR by Townsend, Avery	06:05			REBOUND (DEF) by (TEAM)
	05:42			TURNOVR by Paul, Tomas
STEAL by Williams, Simeon	05:41			
FOUL by Anderson, Azariah (P1T3)	05:27			
TURNOVR by Anderson, Azariah	05:27			
	04:51			MISSED LAYUP by Pinion, Tripp
REBOUND (DEF) by Soloman, Kendall	04:47			
MISSED LAYUP by Floyd, MJ	04:45			BLOCK by Richmond, Japheth
REBOUND (OFF) by (TEAM)	04:45			
TURNOVR by Soloman, Kendall	04:41			STEAL by Paul, Tomas
	04:39			TIMEOUT 30sec
	04:23	0-5	V 5	GOOD! LAYUP by Paul, Tomas [PNT]
TURNOVR by Townsend, Avery	04:12			
	04:00			TURNOVR by Brock, Thomas
SUB IN : Cole, Logan	03:59			
SUB OUT: Floyd, MJ	03:59			
	03:43			FOUL by Richmond, Japheth (P1T2)
	03:43			SUB IN : Henderson, Christian
	03:43			SUB OUT: Brock, Thomas
MISSED 3 PTR by Soloman, Kendall	03:22			REBOUND (DEF) by Davis, Jakeb
FOUL by Williams, Simeon (P1T4)	03:12	0-6	V 6	GOOD! FT SHOT by Richmond, Japheth
	03:12	0-7	V 7	GOOD! FT SHOT by Richmond, Japheth
MISSED LAYUP by Townsend, Avery	03:01			REBOUND (DEF) by (DEADBALL)
	02:39			TURNOVR by Paul, Tomas
STEAL by Cole, Logan	02:38			
GOOD! 3 PTR by Anderson, Azariah	02:30	3-7	V 4	
ASSIST by Townsend, Avery	02:30			
	02:17			TURNOVR by Pinion, Tripp
SUB IN : Floyd, MJ	02:17			SUB IN : Brock, Thomas
SUB OUT: Townsend, Avery	02:17			SUB OUT: Paul, Tomas
GOOD! JUMPER by Williams, Simeon [PNT]	01:57	5-7	V 2	
REBOUND (DEF) by Floyd, MJ	01:44			MISSED LAYUP by Richmond, Japheth
MISSED LAYUP by Cole, Logan	01:30			REBOUND (DEF) by Pinion, Tripp
REBOUND (DEF) by Williams, Simeon	01:21			MISSED LAYUP by Pinion, Tripp
	01:20			FOUL by Richmond, Japheth (P2T3)
SUB IN : Wardlaw, Craig	01:20			SUB IN : Paul, Tomas
SUB OUT: Anderson, Azariah	01:20			SUB OUT: Richmond, Japheth
MISSED JUMPER by Williams, Simeon	00:38			REBOUND (DEF) by Pinion, Tripp
FOUL by Soloman, Kendall (P1T5)	00:20			
REBOUND (DEF) by Williams, Simeon	00:01			MISSED 3 PTR by Paul, Tomas

White Co. 7, MLK 5

1st period-only	In Paint	Off T/O	2nd Chance	Fast Break	Bench
White Co.	2	2	0	0	0
MLK	2	5	0	0	3

Score tied - 0 times.

Lead changed - 0 times.

White Co. vs MLK

3/14/23 11:30 AM at Murphy Center (Murfreesboro, TN)

2nd PERIOD Play-by-Play (Page 1)

HOME TEAM: MLK	Time	Score	Margin	VISITORS: White Co.
SUB IN : Wardlaw, Craig	08:00			SUB IN : Henderson, Christian
SUB IN : Cole, Logan	08:00			SUB OUT: Richmond, Japheth
SUB OUT: Donald, Kquinn	08:00			
SUB OUT: Soloman, Kendall	08:00			
STEAL by Townsend, Avery	07:45			TURNOVR by Paul, Tomas
	07:45			FOUL by Brock, Thomas (P1T4)
SUB IN : Soloman, Kendall	07:45			
SUB OUT: Wardlaw, Craig	07:45			
MISSED 3 PTR by Williams, Simeon	07:36			
REBOUND (OFF) by Townsend, Avery	07:36			
GOOD! LAYUP by Townsend, Avery [PNT]	07:33	7-7	T 1	
	07:23	7-9	V 2	GOOD! LAYUP by Henderson, Christian [FB/
	07:23			ASSIST by Paul, Tomas
FOUL by Williams, Simeon (P2T6)	07:23	7-10	V 3	GOOD! FT SHOT by Henderson, Christian
SUB IN : Donald, Kquinn	07:23			
SUB OUT: Cole, Logan	07:23			
TURNOVR by Townsend, Avery	06:58			
	06:57			STEAL by Henderson, Christian
	06:56			TURNOVR by Henderson, Christian
STEAL by Donald, Kquinn	06:54			
GOOD! JUMPER by Floyd, MJ	06:47	9-10	V 1	
	06:35	9-13	V 4	GOOD! 3 PTR by Brock, Thomas
	06:35			ASSIST by Pinion, Tripp
TURNOVR by Townsend, Avery	06:26			
REBOUND (DEF) by Williams, Simeon	05:47			MISSED JUMPER by Henderson, Christian
	05:46			FOUL by Henderson, Christian (P1T5)
TURNOVR by Donald, Kquinn	05:33			
	05:32			STEAL by Henderson, Christian
	05:30	9-15	V 6	GOOD! LAYUP by Paul, Tomas [FB/PNT]
	05:30			ASSIST by Henderson, Christian
FOUL by Townsend, Avery (P1T7)	05:30			MISSED FT SHOT by Paul, Tomas
REBOUND (DEF) by Williams, Simeon	05:30			
GOOD! LAYUP by Floyd, MJ [PNT]	05:20	11-15	V 4	
ASSIST by Williams, Simeon	05:20			
	04:53			TURNOVR by Paul, Tomas
STEAL by Williams, Simeon	04:52			
GOOD! DUNK by Williams, Simeon [FB/PNT]	04:50	13-15	V 2	
REBOUND (DEF) by Soloman, Kendall	04:34			MISSED 3 PTR by Brock, Thomas
TURNOVR by Soloman, Kendall	04:29			
	04:27			STEAL by Henderson, Christian
	04:21	13-17	V 4	GOOD! LAYUP by Pinion, Tripp [PNT]
TURNOVR by Williams, Simeon	04:05			
	04:04			STEAL by Brock, Thomas
STEAL by Soloman, Kendall	04:00			TURNOVR by Pinion, Tripp
	04:00			FOUL by Pinion, Tripp (P2T6)
TIMEOUT TEAM	04:00			
SUB IN : Anderson, Azariah	04:00			SUB IN : Richmond, Japheth
SUB OUT: Donald, Kquinn	04:00			SUB OUT: Pinion, Tripp
MISSED DUNK by Williams, Simeon	03:41			
REBOUND (OFF) by Williams, Simeon	03:41			
GOOD! LAYUP by Williams, Simeon [PNT]	03:40	15-17	V 2	
GOOD! FT SHOT by Williams, Simeon	03:40	16-17	V 1	FOUL by Richmond, Japheth (P3T7)
	03:40			SUB IN : Pinion, Tripp
	03:40			SUB OUT: Richmond, Japheth
	03:28			MISSED 3 PTR by Davis, Jakeb
	03:28			REBOUND (OFF) by Pinion, Tripp
REBOUND (DEF) by Williams, Simeon	03:21			MISSED 3 PTR by Pinion, Tripp
MISSED 3 PTR by Floyd, MJ	03:04			REBOUND (DEF) by Pinion, Tripp
REBOUND (DEF) by Anderson, Azariah	02:57			MISSED 3 PTR by Paul, Tomas
	02:54			FOUL by Brock, Thomas (P2T8)

White Co. vs MLK

3/14/23 11:30 AM at Murphy Center (Murfreesboro, TN)

2nd PERIOD Play-by-Play (Page 2)

HOME TEAM: MLK	Time	Score	Margin	VISITORS: White Co.
MISSED FT SHOT by Anderson, Azariah	02:54			
REBOUND (OFF) by Williams, Simeon	02:54			
GOOD! FT SHOT by Townsend, Avery	02:46	17-17	T 2	FOUL by Paul, Tomas (P1T9)
GOOD! FT SHOT by Townsend, Avery	02:46	18-17	H 1	
	02:23			MISSED 3 PTR by Davis, Jakeb
	02:23			REBOUND (OFF) by Brock, Thomas
REBOUND (DEF) by Soloman, Kendall	02:19			MISSED JUMPER by Brock, Thomas
MISSED LAYUP by Soloman, Kendall	02:09			REBOUND (DEF) by Brock, Thomas
BLOCK by Williams, Simeon	02:01			MISSED LAYUP by Paul, Tomas
REBOUND (DEF) by Townsend, Avery	01:59			
TURNOVR by Floyd, MJ	01:47			
SUB IN : Cole, Logan	01:47			
SUB OUT: Floyd, MJ	01:47			
REBOUND (DEF) by Townsend, Avery	01:27			MISSED 3 PTR by Brock, Thomas
MISSED 3 PTR by Williams, Simeon	01:14			REBOUND (DEF) by Davis, Jakeb
REBOUND (DEF) by Soloman, Kendall	01:05			MISSED 3 PTR by Davis, Jakeb
MISSED 3 PTR by Soloman, Kendall	00:49			
REBOUND (OFF) by Cole, Logan	00:49			
GOOD! LAYUP by Cole, Logan [PNT]	00:46	20-17	H 3	
REBOUND (DEF) by Cole, Logan	00:28			MISSED 3 PTR by Henderson, Christian
MISSED 3 PTR by Anderson, Azariah	00:02			REBOUND (DEF) by Pinion, Tripp

MLK 20, White Co. 17

2nd period-only	In Paint	Off T/O	2nd Chance	Fast Break	Bench	
White Co.	6	4	0	4	3	Score tied - 2 times.
MLK	10	9	9	2	2	Lead changed - 1 time.

White Co. vs MLK

3/14/23 11:30 AM at Murphy Center (Murfreesboro, TN)

3rd PERIOD Play-by-Play (Page 1)

HOME TEAM: MLK	Time	Score	Margin	VISITORS: White Co.
	08:00			SUB IN : Henderson, Christian
	08:00			SUB OUT: Richmond, Japheth
MISSED 3 PTR by Townsend, Avery	07:51			
REBOUND (OFF) by Townsend, Avery	07:51			
TURNOVR by Townsend, Avery	07:44			
	07:28	20-19	H 1	GOOD! LAYUP by Paul, Tomas [PNT]
MISSED LAYUP by Floyd, MJ	07:13			
REBOUND (OFF) by Floyd, MJ	07:13			
MISSED JUMPER by Floyd, MJ	07:09			REBOUND (DEF) by Davis, Jakeb
FOUL by Floyd, MJ (P1T1)	07:05			
REBOUND (DEF) by Donald, Kquinn	06:46			MISSED 3 PTR by Henderson, Christian
MISSED 3 PTR by Donald, Kquinn	06:28			
REBOUND (OFF) by Floyd, MJ	06:28			
MISSED JUMPER by Floyd, MJ	06:24			
REBOUND (OFF) by Williams, Simeon	06:24			
GOOD! LAYUP by Williams, Simeon [PNT]	06:19	22-19	H 3	
REBOUND (DEF) by Townsend, Avery	06:09			MISSED LAYUP by Paul, Tomas
MISSED LAYUP by Floyd, MJ	05:56			
REBOUND (OFF) by Floyd, MJ	05:56			
MISSED FT SHOT by Floyd, MJ	05:54			
REBOUND (OFF) by Williams, Simeon	05:54			
GOOD! JUMPER by Floyd, MJ [PNT]	05:52	24-19	H 5	
	05:52			FOUL by Pinion, Tripp (P3T1)
	05:52			TIMEOUT 30sec
GOOD! LAYUP by Williams, Simeon [PNT]	05:49	26-19	H 7	
	05:32	26-22	H 4	GOOD! 3 PTR by Henderson, Christian
	05:32			ASSIST by Pinion, Tripp
MISSED 3 PTR by Donald, Kquinn	05:09			
REBOUND (OFF) by Soloman, Kendall	05:09			
GOOD! FT SHOT by Soloman, Kendall	05:05	27-22	H 5	FOUL by Henderson, Christian (P2T2)
GOOD! FT SHOT by Soloman, Kendall	05:05	28-22	H 6	
	05:05			SUB IN : Richmond, Japheth
	05:05			SUB OUT: Pinion, Tripp
BLOCK by Floyd, MJ	04:57			MISSED LAYUP by Henderson, Christian
REBOUND (DEF) by Williams, Simeon	04:56			
GOOD! 3 PTR by Williams, Simeon	04:49	31-22	H 9	
ASSIST by Donald, Kquinn	04:49			
	04:37			TURNOVR by Henderson, Christian
GOOD! LAYUP by Townsend, Avery [PNT]	04:32	33-22	H 11	
	04:30			TIMEOUT TEAM
	04:30			SUB IN : Pinion, Tripp
	04:30			SUB OUT: Henderson, Christian
FOUL by Soloman, Kendall (P2T2)	04:07	33-23	H 10	GOOD! FT SHOT by Pinion, Tripp
REBOUND (DEF) by Townsend, Avery	04:07			MISSED FT SHOT by Pinion, Tripp
SUB IN : Anderson, Azariah	04:00			
SUB OUT: Donald, Kquinn	04:00			
MISSED LAYUP by Williams, Simeon	03:38			
REBOUND (OFF) by Williams, Simeon	03:38			
GOOD! LAYUP by Williams, Simeon [PNT]	03:35	35-23	H 12	
	03:16	35-26	H 9	GOOD! 3 PTR by Brock, Thomas
	03:16			ASSIST by Richmond, Japheth
GOOD! LAYUP by Williams, Simeon [PNT]	02:59	37-26	H 11	
ASSIST by Soloman, Kendall	02:59			
REBOUND (DEF) by Floyd, MJ	02:41			MISSED JUMPER by Richmond, Japheth
GOOD! LAYUP by Williams, Simeon [PNT]	02:28	39-26	H 13	
ASSIST by Floyd, MJ	02:28			
	02:15	39-28	H 11	GOOD! LAYUP by Davis, Jakeb [PNT]
GOOD! 3 PTR by Anderson, Azariah	01:55	42-28	H 14	
ASSIST by Floyd, MJ	01:55			
	01:44			MISSED LAYUP by Pinion, Tripp

White Co. vs MLK

3/14/23 11:30 AM at Murphy Center (Murfreesboro, TN)

3rd PERIOD Play-by-Play (Page 2)

HOME TEAM: MLK	Time	Score	Margin	VISITORS: White Co.
REBOUND (DEF) by Williams, Simeon	01:44			
GOOD! 3 PTR by Anderson, Azariah	01:37	45-28	H 17	
ASSIST by Williams, Simeon	01:37			
	01:24			MISSED 3 PTR by Brock, Thomas
	01:24			REBOUND (OFF) by Pinion, Tripp
FOUL by Anderson, Azariah (P2T3)	01:16	45-29	H 16	GOOD! FT SHOT by Paul, Tomas
	01:16	45-30	H 15	GOOD! FT SHOT by Paul, Tomas
SUB IN : Cole, Logan	01:16			SUB IN : Henderson, Christian
SUB OUT: Floyd, MJ	01:16			SUB OUT: Richmond, Japheth
GOOD! LAYUP by Townsend, Avery [PNT]	01:02	47-30	H 17	
GOOD! FT SHOT by Townsend, Avery	01:02	48-30	H 18	FOUL by Henderson, Christian (P3T3)
	00:48			TURNOVR by Paul, Tomas
STEAL by Soloman, Kendall	00:47			
GOOD! LAYUP by Townsend, Avery [FB/PNT	00:43	50-30	H 20	
ASSIST by Soloman, Kendall	00:43			
	00:32			TURNOVR by Pinion, Tripp
STEAL by Townsend, Avery	00:31			
GOOD! LAYUP by Williams, Simeon [FB/PNT	00:26	52-30	H 22	
ASSIST by Cole, Logan	00:26			
	00:05	52-32	H 20	GOOD! LAYUP by Pinion, Tripp [PNT]

MLK 52, White Co. 32

3rd period-only	In Paint	Off T/O	2nd Chance	Fast Break	Bench	
White Co.	6	2	2	0	3	Score tied - 0 times.
MLK	20	6	10	4	6	Lead changed - 0 times.

White Co. vs MLK

3/14/23 11:30 AM at Murphy Center (Murfreesboro, TN)

4th PERIOD Play-by-Play (Page 1)

HOME TEAM: MLK	Time	Score	Margin	VISITORS: White Co.
	08:00			SUB IN : Henderson, Christian
	08:00			SUB OUT: Brock, Thomas
	07:38	52-34	H 18	GOOD! LAYUP by Paul, Tomas [PNT]
FOUL by Donald, Kquinn (P3T4)	07:38	52-35	H 17	GOOD! FT SHOT by Paul, Tomas
MISSED 3 PTR by Townsend, Avery	07:30			REBOUND (DEF) by Paul, Tomas
FOUL by Soloman, Kendall (P3T5)	07:27			
BLOCK by Williams, Simeon	07:24			MISSED LAYUP by Paul, Tomas
REBOUND (DEF) by Floyd, MJ	07:24			
FOUL TECHNCL by Donald, Kquinn	07:22			
FOUL by Donald, Kquinn (P4T6)	07:22	52-36	H 16	GOOD! FT SHOT by Davis, Jakeb
	07:22			MISSED FT SHOT by Davis, Jakeb
	07:22			REBOUND (OFF) by (DEADBALL)
SUB IN : Anderson, Azariah	07:22			
SUB OUT: Donald, Kquinn	07:22			
	07:07	52-39	H 13	GOOD! 3 PTR by Henderson, Christian
	07:07			ASSIST by Paul, Tomas
TIMEOUT TEAM	07:00			
MISSED JUMPER by Soloman, Kendall	06:27			REBOUND (DEF) by Pinion, Tripp
	06:20	52-41	H 11	GOOD! LAYUP by Richmond, Japheth [FB/P
	06:20			ASSIST by Pinion, Tripp
FOUL by Soloman, Kendall (P4T7)	06:20			MISSED FT SHOT by Richmond, Japheth
REBOUND (DEF) by Williams, Simeon	06:20			
TURNOVR by Townsend, Avery	06:07			
	06:05			STEAL by Pinion, Tripp
	05:54	52-44	H 8	GOOD! 3 PTR by Henderson, Christian
	05:54			ASSIST by Pinion, Tripp
MISSED 3 PTR by Williams, Simeon	05:36			
REBOUND (OFF) by (TEAM)	05:36			
TIMEOUT TEAM	05:32			
SUB IN : Donald, Kquinn	05:32			
SUB OUT: Townsend, Avery	05:32			
	05:08			FOUL by Paul, Tomas (P2T4)
FOUL by Williams, Simeon (P3T8)	05:08			
TURNOVR by Williams, Simeon	05:08			
	04:54	52-47	H 5	GOOD! 3 PTR by Henderson, Christian
	04:54			ASSIST by Pinion, Tripp
TURNOVR by Soloman, Kendall	04:49			STEAL by Henderson, Christian
FOUL by Floyd, MJ (P2T9)	04:44			MISSED FT SHOT by Henderson, Christian
REBOUND (DEF) by Williams, Simeon	04:44			
SUB IN : Townsend, Avery	04:44			
SUB OUT: Anderson, Azariah	04:44			
TURNOVR by Williams, Simeon	04:41			
	04:39			STEAL by Henderson, Christian
STEAL by Townsend, Avery	04:29			TURNOVR by Henderson, Christian
TIMEOUT 30sec	04:29			
	04:26			FOUL by Pinion, Tripp (P4T5)
MISSED LAYUP by Floyd, MJ	04:22			
REBOUND (OFF) by (TEAM)	04:22			
MISSED JUMPER by Williams, Simeon	04:16			
REBOUND (OFF) by Floyd, MJ	04:16			
GOOD! LAYUP by Floyd, MJ [PNT]	04:13	54-47	H 7	
FOUL by Donald, Kquinn (P5T10)	04:01	54-48	H 6	GOOD! FT SHOT by Paul, Tomas
REBOUND (DEF) by Soloman, Kendall	04:01			MISSED FT SHOT by Paul, Tomas
SUB IN : Anderson, Azariah	04:01			SUB IN : Brock, Thomas
SUB OUT: Donald, Kquinn	04:01			SUB OUT: Pinion, Tripp
	03:42			FOUL by Henderson, Christian (P4T6)
GOOD! 3 PTR by Anderson, Azariah	03:19	57-48	H 9	
ASSIST by Floyd, MJ	03:19			
REBOUND (DEF) by Williams, Simeon	02:56			MISSED LAYUP by Henderson, Christian
	02:55			FOUL by Henderson, Christian (P5T7)

White Co. vs MLK

3/14/23 11:30 AM at Murphy Center (Murfreesboro, TN)

4th PERIOD Play-by-Play (Page 2)

HOME TEAM: MLK	Time	Score	Margin	VISITORS: White Co.
	02:55			TIMEOUT TEAM
GOOD! FT SHOT by Williams, Simeon	02:55	58-48	H 10	
GOOD! FT SHOT by Williams, Simeon	02:55	59-48	H 11	
	02:55			SUB IN : Pinion, Tripp
	02:55			SUB OUT: Henderson, Christian
REBOUND (DEF) by Anderson, Azariah	02:40			MISSED JUMPER by Paul, Tomas
GOOD! FT SHOT by Anderson, Azariah	02:38	60-48	H 12	FOUL by Paul, Tomas (P3T8)
MISSED FT SHOT by Anderson, Azariah	02:38			
REBOUND (OFF) by Soloman, Kendall	02:38			
GOOD! LAYUP by Soloman, Kendall [PNT]	02:34	62-48	H 14	
	02:21			TURNOVR by Pinion, Tripp
STEAL by Williams, Simeon	02:20			
MISSED FT SHOT by Soloman, Kendall	02:13			FOUL by Brock, Thomas (P3T9)
REBOUND (OFF) by Williams, Simeon	02:13			
MISSED LAYUP by Williams, Simeon	02:10			REBOUND (DEF) by Brock, Thomas
FOUL by Williams, Simeon (P4T11)	02:09			MISSED FT SHOT by Brock, Thomas
	02:09			REBOUND (OFF) by (DEADBALL)
	02:09	62-49	H 13	GOOD! FT SHOT by Brock, Thomas
MISSED JUMPER by Floyd, MJ	01:47			REBOUND (DEF) by Brock, Thomas
FOUL by Anderson, Azariah (P3T12)	01:42			MISSED FT SHOT by Pinion, Tripp
	01:42			REBOUND (OFF) by (DEADBALL)
REBOUND (DEF) by Anderson, Azariah	01:42			MISSED FT SHOT by Pinion, Tripp
MISSED FT SHOT by Soloman, Kendall	01:10			FOUL by Pinion, Tripp (P5T10)
REBOUND (OFF) by (DEADBALL)	01:10			
MISSED FT SHOT by Soloman, Kendall	01:10			REBOUND (DEF) by Davis, Jakeb
	01:10			SUB IN : Dickerson, Logan
	01:10			SUB OUT: Pinion, Tripp
REBOUND (DEF) by Soloman, Kendall	01:02			MISSED LAYUP by Paul, Tomas
TURNOVR by Anderson, Azariah	00:56			
FOUL by Townsend, Avery (P2T13)	00:50	62-50	H 12	GOOD! FT SHOT by Davis, Jakeb
	00:50	62-51	H 11	GOOD! FT SHOT by Davis, Jakeb
TURNOVR by Soloman, Kendall	00:42			
	00:40			STEAL by Dickerson, Logan
	00:38			FOUL by Brock, Thomas (P4T11)
	00:38			TURNOVR by Brock, Thomas
TIMEOUT 30sec	00:38			
TURNOVR by Williams, Simeon	00:29			
FOUL by Soloman, Kendall (P5T14)	00:19	62-52	H 10	GOOD! FT SHOT by Paul, Tomas
REBOUND (DEF) by Anderson, Azariah	00:19			MISSED FT SHOT by Paul, Tomas
SUB IN : Cole, Logan	00:19			
SUB OUT: Soloman, Kendall	00:19			
GOOD! FT SHOT by Anderson, Azariah	00:17	63-52	H 11	FOUL by Paul, Tomas (P4T12)
GOOD! FT SHOT by Anderson, Azariah	00:17	64-52	H 12	
SUB IN : Hansen-Murray, Sevi	00:17			SUB IN : Dickerson, Lucas
SUB IN : Alford, Kingston	00:17			SUB IN : Griffin, Nathaniel
SUB IN : Watts, William	00:17			SUB IN : Lewis, Keaun
SUB IN : Williams, Joc	00:17			SUB IN : Stephenson, Gage
SUB IN : Wardlaw, Craig	00:17			SUB IN : Brown, Jordan
SUB OUT: Townsend, Avery	00:17			SUB OUT: Brock, Thomas
SUB OUT: Cole, Logan	00:17			SUB OUT: Paul, Tomas
SUB OUT: Williams, Simeon	00:17			SUB OUT: Dickerson, Logan
SUB OUT: Anderson, Azariah	00:17			SUB OUT: Richmond, Japheth
SUB OUT: Floyd, MJ	00:17			SUB OUT: Davis, Jakeb
	00:01			TURNOVR by Griffin, Nathaniel

MLK 64, White Co. 52

4th period-only	In Paint	Off T/O	2nd Chance	Fast Break	Bench	
White Co.	4	9	0	2	9	Score tied - 0 times.
MLK	4	2	4	0	6	Lead changed - 0 times.

Official Basketball Box Score -- 1st Period-Only
White Co. vs MLK
3/14/23 11:30 AM at Murphy Center (Murfreesboro, TN)

White Co. 7 • 24-15

##	Player		Total FG-FGA	3-Ptr FG-FGA	FT-FTA	Rebounds Off	Def	Tot	PF	TP	A	TO	Blk	Stl	Min
00	Paul, Tomas	*	1-3	0-1	0-0	0	0	0	0	2	1	3	0	1	7
01	Davis, Jakeb	*	1-1	1-1	0-0	0	1	1	0	3	0	0	0	0	8
03	Pinion, Tripp	*	0-2	0-0	0-0	0	3	3	1	0	0	1	0	0	8
04	Richmond, Japheth	*	0-1	0-0	2-2	0	0	0	2	2	0	0	1	0	6
33	Brock, Thomas	*	0-0	0-0	0-0	0	0	0	0	0	0	1	0	0	6
05	Henderson, Christian		0-0	0-0	0-0	0	0	0	0	0	0	0	0	0	3
	Team					0	3	3							
	Totals		2-7	1-2	2-2	0	7	7	3	7	1	5	1	1	-

FG %: 2-7 28.6%
3FG %: 1-2 50.0%
FT %: 2-2 100.0

Deadball Rebounds
0,2

MLK 5 • 23-7

##	Player		Total FG-FGA	3-Ptr FG-FGA	FT-FTA	Rebounds Off	Def	Tot	PF	TP	A	TO	Blk	Stl	Min
01	Floyd, MJ	*	0-1	0-0	0-0	0	1	1	0	0	0	0	0	0	6
02	Townsend, Avery	*	0-3	0-2	0-0	0	0	0	0	0	1	1	0	0	5
10	Donald, Kquinn	*	0-0	0-0	0-0	0	0	0	2	0	0	0	0	1	1
22	Williams, Simeon	*	1-3	0-1	0-0	0	2	2	1	2	0	0	1	1	8
23	Soloman, Kendall	*	0-1	0-1	0-0	0	1	1	1	0	0	2	0	0	8
04	Anderson, Azariah		1-1	1-1	0-0	0	1	1	1	3	0	1	0	0	5
15	Cole, Logan		0-1	0-0	0-0	0	0	0	0	0	0	0	0	1	3
30	Wardlaw, Craig		0-0	0-0	0-0	0	0	0	0	0	0	0	0	0	1
	Team					1	0	1							
	Totals		2-10	1-5	0-0	1	5	6	5	5	1	4	1	3	-

FG %: 2-10 20.0%
3FG %: 1-5 20.0%
FT %: 0-0 0.0%

Deadball Rebounds
0

Officials: Dwight Bell, Grant Tyler, Taylor Brisebois
Technical fouls: White Co.-None. MLK-None.
Attendance:

Score by periods	1st	2nd	3rd	4th	Total
White Co.	7	0	0	0	7
MLK	5	0	0	0	5

Official Basketball Box Score -- 2nd Period-Only
White Co. vs MLK
3/14/23 11:30 AM at Murphy Center (Murfreesboro, TN)

White Co. 10 • 24-15

##	Player		Total FG-FGA	3-Ptr FG-FGA	FT-FTA	Rebounds Off	Def	Tot	PF	TP	A	TO	Blk	Stl	Min
00	Paul, Tomas	*	1-3	0-1	0-1	0	0	0	1	2	1	2	0	0	8
01	Davis, Jakeb	*	0-3	0-3	0-0	0	1	1	0	0	0	0	0	0	8
03	Pinion, Tripp	*	1-2	0-1	0-0	1	2	3	1	2	1	1	0	0	7
04	Richmond, Japheth	*	0-0	0-0	0-0	0	0	0	1	0	0	0	0	0	0+
33	Brock, Thomas	*	1-4	1-3	0-0	1	1	2	2	3	0	0	0	1	8
05	Henderson, Christian		1-3	0-1	1-1	0	0	0	1	3	1	1	0	3	8
	Team					0	0	0							
	Totals		4-15	1-9	1-2	2	4	6	6	10	3	4	0	4	-

FG %: 4-15 26.7%
3FG %: 1-9 11.1%
FT %: 1-2 50.0%

Deadball Rebounds
0

MLK 15 • 23-7

##	Player		Total FG-FGA	3-Ptr FG-FGA	FT-FTA	Rebounds Off	Def	Tot	PF	TP	A	TO	Blk	Stl	Min
01	Floyd, MJ	*	2-3	0-1	0-0	0	0	0	0	4	0	1	0	0	6
02	Townsend, Avery	*	1-1	0-0	2-2	1	2	3	1	4	0	2	0	1	8
10	Donald, Kquinn	*	0-0	0-0	0-0	0	0	0	0	0	0	1	0	1	3
22	Williams, Simeon	*	2-5	0-2	1-1	2	3	5	1	5	1	1	1	1	8
23	Soloman, Kendall	*	0-2	0-1	0-0	0	3	3	0	0	0	1	0	1	7
04	Anderson, Azariah		0-1	0-1	0-1	0	1	1	0	0	0	0	0	0	3
15	Cole, Logan		1-1	0-0	0-0	1	1	2	0	2	0	0	0	0	2
30	Wardlaw, Craig		0-0	0-0	0-0	0	0	0	0	0	0	0	0	0	0+
	Team					0	0	0							
	Totals		6-13	0-5	3-4	4	10	14	2	15	1	6	1	4	-

FG %: 6-13 46.2%
3FG %: 0-5 0.0%
FT %: 3-4 75.0%

Deadball Rebounds
0

Officials: Dwight Bell, Grant Tyler, Taylor Brisebois
Technical fouls: White Co.-None. MLK-None.
Attendance:

Score by periods	1st	2nd	3rd	4th	Total
White Co.	0	10	0	0	10
MLK	0	15	0	0	15

Official Basketball Box Score -- 3rd Period-Only
White Co. vs MLK
3/14/23 11:30 AM at Murphy Center (Murfreesboro, TN)

White Co. 15 • 24-15

##	Player		Total FG-FGA	3-Ptr FG-FGA	FT-FTA	Rebounds Off	Def	Tot	PF	TP	A	TO	Blk	Stl	Min
00	Paul, Tomas	*	1-2	0-0	2-2	0	0	0	0	4	0	1	0	0	8
01	Davis, Jakeb	*	1-1	0-0	0-0	0	1	1	0	2	0	0	0	0	8
03	Pinion, Tripp	*	1-2	0-0	1-2	1	0	1	1	3	1	1	0	0	7
04	Richmond, Japheth	*	0-1	0-0	0-0	0	0	0	0	0	1	0	0	0	3
33	Brock, Thomas	*	1-2	1-2	0-0	0	0	0	0	3	0	0	0	0	8
05	Henderson, Christian		1-3	1-2	0-0	0	0	0	2	3	0	1	0	0	4
	Team					0	0	0							
	Totals		5-11	2-4	3-4	1	1	2	3	15	2	3	0	0	-

FG %: 5-11 45.5%
3FG %: 2-4 50.0%
FT %: 3-4 75.0%

Deadball Rebounds
0

MLK 32 • 23-7

##	Player		Total FG-FGA	3-Ptr FG-FGA	FT-FTA	Rebounds Off	Def	Tot	PF	TP	A	TO	Blk	Stl	Min
01	Floyd, MJ	*	1-5	0-0	0-1	3	1	4	1	2	2	0	1	0	6
02	Townsend, Avery	*	3-4	0-1	1-1	1	2	3	0	7	0	1	0	1	8
10	Donald, Kquinn	*	0-2	0-2	0-0	0	1	1	0	0	1	0	0	0	4
22	Williams, Simeon	*	7-8	1-1	0-0	3	2	5	0	15	1	0	0	0	8
23	Soloman, Kendall	*	0-0	0-0	2-2	1	0	1	1	2	2	0	0	1	8
04	Anderson, Azariah		2-2	2-2	0-0	0	0	0	1	6	0	0	0	0	4
15	Cole, Logan		0-0	0-0	0-0	0	0	0	0	0	1	0	0	0	1
	Team					0	0	0							
	Totals		13-21	3-6	3-4	8	6	14	3	32	7	1	1	2	-

FG %: 13-21 61.9%
3FG %: 3-6 50.0%
FT %: 3-4 75.0%

Deadball Rebounds
0

Officials: Dwight Bell, Grant Tyler, Taylor Brisebois
Technical fouls: White Co.-None. MLK-None.
Attendance:

Score by periods	1st	2nd	3rd	4th	Total
White Co.	0	0	15	0	15
MLK	0	0	32	0	32

Official Basketball Box Score -- 4th Period-Only
White Co. vs MLK
3/14/23 11:30 AM at Murphy Center (Murfreesboro, TN)

White Co. 20 • 24-15

##	Player		Total FG-FGA	3-Ptr FG-FGA	FT-FTA	Rebounds Off	Def	Tot	PF	TP	A	TO	Blk	Stl	Min
00	Paul, Tomas	*	1-4	0-0	3-5	0	1	1	3	5	1	0	0	0	7
01	Davis, Jakeb	*	0-0	0-0	3-4	0	1	1	0	3	0	0	0	0	7
03	Pinion, Tripp	*	0-0	0-0	0-2	0	1	1	2	0	3	1	0	1	5
04	Richmond, Japheth	*	1-1	0-0	0-1	0	0	0	0	2	0	0	0	0	7
33	Brock, Thomas	*	0-0	0-0	1-2	0	2	2	2	1	0	1	0	0	3
05	Henderson, Christian		3-4	3-3	0-1	0	0	0	2	9	0	1	0	2	5
12	Griffin, Nathaniel		0-0	0-0	0-0	0	0	0	0	0	0	1	0	0	0+
14	Dickerson, Logan		0-0	0-0	0-0	0	0	0	0	0	0	0	0	1	0+
23	Brown, Jordan		0-0	0-0	0-0	0	0	0	0	0	0	0	0	0	0+
25	Stephenson, Gage		0-0	0-0	0-0	0	0	0	0	0	0	0	0	0	0+
30	Dickerson, Lucas		0-0	0-0	0-0	0	0	0	0	0	0	0	0	0	0+
32	Lewis, Keaun		0-0	0-0	0-0	0	0	0	0	0	0	0	0	0	0+
	Team					0	0	0							
	Totals		5-9	3-3	7-15	0	5	5	9	20	4	4	0	4	-

FG %: 5-9 55.6%
3FG %: 3-3 100.0
FT %: 7-15 46.7%

Deadball Rebounds
3

MLK 12 • 23-7

##	Player		Total FG-FGA	3-Ptr FG-FGA	FT-FTA	Rebounds Off	Def	Tot	PF	TP	A	TO	Blk	Stl	Min
01	Floyd, MJ	*	1-3	0-0	0-0	1	1	2	1	2	1	0	0	0	7
02	Townsend, Avery	*	0-1	0-1	0-0	0	0	0	1	0	0	1	0	1	6
10	Donald, Kquinn	*	0-0	0-0	0-0	0	0	0	3	0	0	0	0	0	2
22	Williams, Simeon	*	0-3	0-1	2-2	1	3	4	2	2	0	3	1	1	7
23	Soloman, Kendall	*	1-2	0-0	0-3	1	2	3	3	2	0	2	0	0	7
03	Williams, Joc		0-0	0-0	0-0	0	0	0	0	0	0	0	0	0	0+
04	Anderson, Azariah		1-1	1-1	3-4	0	3	3	1	6	0	1	0	0	6
05	Watts, William		0-0	0-0	0-0	0	0	0	0	0	0	0	0	0	0+
11	Hansen-Murray, Sevi		0-0	0-0	0-0	0	0	0	0	0	0	0	0	0	0+
15	Cole, Logan		0-0	0-0	0-0	0	0	0	0	0	0	0	0	0	0+
30	Wardlaw, Craig		0-0	0-0	0-0	0	0	0	0	0	0	0	0	0	0+
33	Alford, Kingston		0-0	0-0	0-0	0	0	0	0	0	0	0	0	0	0+
	Team					2	0	2							
	Totals		3-10	1-3	5-9	5	9	14	11	12	1	7	1	2	-

FG %: 3-10 30.0%
3FG %: 1-3 33.3%
FT %: 5-9 55.6%

Deadball Rebounds
1

Officials: Dwight Bell, Grant Tyler, Taylor Brisebois
Technical fouls: White Co.-None. MLK-Donald, Kquinn.
Attendance:

Score by periods	1st	2nd	3rd	4th	Total
White Co.	0	0	0	20	20
MLK	0	0	0	12	12

Official Basketball Box Score -- Game Totals -- Final Statistics

MLK vs Knoxville Fulton

3/16/23 4:30 PM at Murphy Center (Murfreesboro, TN)

of Tennessee

MLK 32 • 23-8

##	Player		Total FG-FGA	3-Ptr FG-FGA	FT-FTA	Rebounds Off	Def	Tot	PF	TP	A	TO	Blk	Stl	Min
01	Floyd, MJ	*	5-11	1-5	1-2	4	3	7	4	12	0	2	2	0	27
02	Townsend, Avery	*	2-11	1-7	0-0	0	2	2	1	5	3	5	0	0	25
10	Donald, Kquinn	*	0-0	0-0	0-0	1	1	2	2	0	0	0	0	0	6
22	Williams, Simeon	*	1-4	0-2	0-0	0	4	4	5	2	0	2	0	0	11
23	Soloman, Kendall	*	3-6	1-2	0-4	0	7	7	3	7	1	2	0	0	24
03	Williams, Joc		0-0	0-0	0-0	1	0	1	0	0	0	0	0	0	4
04	Anderson, Azariah		1-7	1-6	0-0	0	2	2	4	3	0	3	0	0	20
05	Watts, William		0-0	0-0	0-0	0	0	0	0	0	0	0	0	0	4
11	Hansen-Murray, Sevi		0-0	0-0	1-2	0	0	0	0	1	0	0	0	0	4
15	Cole, Logan		0-2	0-1	0-0	1	1	2	3	0	0	1	0	0	14
24	Hall, Amaury		0-2	0-1	0-0	0	0	0	0	0	0	1	0	0	4
30	Wardlaw, Craig		0-0	0-0	0-0	0	1	1	2	0	0	0	0	2	7
33	Alford, Kingston		1-2	0-0	0-0	1	0	1	1	2	0	0	0	0	10
	Team					0	2	2				1			
	Totals		13-45	4-24	2-8	8	23	31	25	32	4	17	2	2	160

	1st		2nd		3rd		4th		Game		Deadball Rebounds
1st - FG %:	4-15	26.7%	5-8	62.5%	2-11	18.2%	2-11	18.2%	13-45	28.9%	
3FG %:	1-9	11.1%	2-3	66.7%	1-6	16.7%	0-6	0.0%	4-24	16.7%	
FT %:	0-1	0.0%	1-4	25.0%	0-0	0.0%	1-3	33.3%	2-8	25.0%	1

Knoxville Fulton 72 • 31-5

##	Player		Total FG-FGA	3-Ptr FG-FGA	FT-FTA	Rebounds Off	Def	Tot	PF	TP	A	TO	Blk	Stl	Min
04	Kimber, Denaj	*	6-10	1-3	11-11	0	5	5	3	24	0	3	0	3	21
14	Jackson, Marcellus	*	6-11	3-5	0-0	1	6	7	2	15	2	0	0	3	26
15	Lewis, Dexter	*	0-4	0-2	2-4	1	4	5	1	2	1	1	0	1	25
20	Kimber, Taj	*	0-4	0-2	0-0	2	8	10	3	0	1	1	0	1	24
44	Lee, Tyler	*	4-8	0-1	7-9	3	2	5	3	15	0	2	0	1	18
02	Smith, Derrick		1-4	0-1	2-2	0	2	2	0	4	0	0	0	1	10
10	Ballinger, Travis		0-1	0-0	0-0	0	0	0	1	0	0	0	0	0	4
22	Wrancher, Jordan		2-5	0-2	4-4	0	0	0	1	8	0	0	0	0	14
30	Turner, Travis		0-0	0-0	2-2	0	0	0	0	2	0	0	0	0	4
32	Baptiste, Tavon		1-3	0-0	0-0	1	1	2	0	2	0	0	0	1	8
40	Moulden, Dexter		0-0	0-0	0-0	0	0	0	0	0	0	0	0	0	4
42	Linzy, Jallip		0-0	0-0	0-0	0	0	0	1	0	0	0	0	0	2
	Team					2	1	3							
	Totals		20-50	4-16	28-32	10	29	39	15	72	4	7	0	11	160

	1st		2nd		3rd		4th		Game		Deadball Rebounds
1st - FG %:	5-14	35.7%	5-16	31.3%	6-12	50.0%	4-8	50.0%	20-50	40.0%	
3FG %:	0-3	0.0%	2-7	28.6%	1-4	25.0%	1-2	50.0%	4-16	25.0%	
FT %:	3-4	75.0%	2-2	100.0%	11-12	91.7%	12-14	85.7%	28-32	87.5%	1

Officials: Fred Gipson, Randall French, Dwight Bell
Technical fouls: MLK-Donald, Kquinn; TEAM. Knoxville Fulton-Smith, Derrick.
Attendance:

Score by periods	1st	2nd	3rd	4th	Total
MLK	9	13	5	5	32
Knoxville Fulton	13	14	24	21	72

Points	In Paint	Off T/O	2nd Chance	Fast Break	Bench
NASHML	12	5	8	2	6
FULTON	24	26	15	2	16

Last FG - NASHMLK 4th-03:20, FULTON 4th-00:16.
Largest lead - NASHMLK None, FULTON by 40 4th-00:16.
NASHMLK led for 00:00. FULTON led for 30:34. Game was tied for 01:26.

Score tied - 1 time.
Lead changed - 0 times.

MLK vs Knoxville Fulton
3/16/23 4:30 PM at Murphy Center (Murfreesboro, TN)
1st PERIOD Play-by-Play (Page 1)

Time	Score	Margin	HOME/VISITOR
07:49			MISSED 3 PTR by Lee, Tyler
07:49			REBOUND (DEF) by Soloman, Kendall
07:16			MISSED JUMPER by Williams, Simeon
07:16			REBOUND (OFF) by Floyd, MJ
07:12			MISSED LAYUP by Floyd, MJ
07:12			REBOUND (DEF) by Lewis, Dexter
07:10			FOUL by Soloman, Kendall (P1T1)
07:04	2-0	H 2	GOOD! LAYUP by Jackson, Marcellus [PNT]
06:45			FOUL by Kimber, Denaj (P1T1)
06:33			MISSED 3 PTR by Townsend, Avery
06:33			REBOUND (OFF) by Donald, Kquinn
06:26			MISSED 3 PTR by Williams, Simeon
06:26			REBOUND (DEF) by Kimber, Taj
06:17			MISSED 3 PTR by Kimber, Denaj
06:17			REBOUND (DEF) by Williams, Simeon
06:06			FOUL by Lee, Tyler (P1T2)
05:59	2-2	T 1	GOOD! LAYUP by Williams, Simeon [PNT]
05:59			ASSIST by Soloman, Kendall
05:48			MISSED LAYUP by Jackson, Marcellus
05:48			BLOCK by Floyd, MJ
05:46			REBOUND (DEF) by Williams, Simeon
05:38			MISSED JUMPER by Soloman, Kendall
05:38			REBOUND (DEF) by Lewis, Dexter
05:29	4-2	H 2	GOOD! JUMPER by Kimber, Denaj
05:29			FOUL by Soloman, Kendall (P2T2)
05:29	5-2	H 3	GOOD! FT SHOT by Kimber, Denaj
05:29			SUB IN : Anderson, Azariah
05:29			SUB OUT: Soloman, Kendall
05:19			MISSED 3 PTR by Williams, Simeon
05:19			REBOUND (DEF) by Kimber, Denaj
05:06	7-2	H 5	GOOD! JUMPER by Lee, Tyler [PNT]
05:06			FOUL by Williams, Simeon (P1T3)
05:06			TIMEOUT 30sec
05:06			MISSED FT SHOT by Lee, Tyler
05:06			REBOUND (DEF) by Williams, Simeon
04:46			FOUL by Williams, Simeon (P2T4)
04:46			TURNOVR by Williams, Simeon
04:46			SUB IN : Cole, Logan
04:46			SUB OUT: Williams, Simeon
04:37			MISSED JUMPER by Kimber, Denaj
04:37			REBOUND (DEF) by Cole, Logan
04:24			MISSED 3 PTR by Anderson, Azariah
04:24			REBOUND (DEF) by Kimber, Taj
04:12			TURNOVR by Kimber, Taj
04:01			MISSED 3 PTR by Townsend, Avery
04:01			REBOUND (OFF) by Floyd, MJ
03:50	7-5	H 2	GOOD! 3 PTR by Anderson, Azariah
03:50			ASSIST by Townsend, Avery
03:32			FOUL TECHNCL by the bench
03:32			FOUL by Donald, Kquinn (P1T5)
03:32			SUB IN : Wardlaw, Craig
03:32			SUB OUT: Townsend, Avery
03:18			MISSED JUMPER by Lewis, Dexter
03:18			BLOCK by Floyd, MJ
03:16			REBOUND (DEF) by Donald, Kquinn
02:56			TURNOVR by Anderson, Azariah
02:56			STEAL by Lewis, Dexter
02:56			TIMEOUT 30sec
02:40			MISSED JUMPER by Lee, Tyler
02:40			REBOUND (OFF) by Kimber, Taj
02:32	9-5	H 4	GOOD! JUMPER by Kimber, Denaj
02:13			MISSED 3 PTR by Floyd, MJ
02:13			REBOUND (DEF) by Kimber, Taj
02:03			MISSED JUMPER by Lee, Tyler
02:03			REBOUND (OFF) by Lee, Tyler
02:00	11-5	H 6	GOOD! TIP-IN by Lee, Tyler [PNT]
01:48			MISSED 3 PTR by Anderson, Azariah
01:48			REBOUND (OFF) by Cole, Logan
01:41			MISSED 3 PTR by Cole, Logan
01:41			REBOUND (OFF) by Floyd, MJ
01:37	11-7	H 4	GOOD! LAYUP by Floyd, MJ [PNT]
01:36			SUB IN : Townsend, Avery
01:36			SUB OUT: Donald, Kquinn
01:27			FOUL by Wardlaw, Craig (P1T6)
01:17			MISSED JUMPER by Lewis, Dexter
01:17			REBOUND (DEF) by Anderson, Azariah
01:10			FOUL by Jackson, Marcellus (P1T3)
01:10			SUB IN : Williams, Simeon
01:10			SUB IN : Soloman, Kendall
01:10			SUB OUT: Floyd, MJ
01:10			SUB OUT: Wardlaw, Craig
00:35			TURNOVR by Townsend, Avery
00:34			STEAL by Jackson, Marcellus
00:23			MISSED 3 PTR by Jackson, Marcellus
00:23			REBOUND (OFF) by (TEAM)
00:14			FOUL by Williams, Simeon (P3T7)
00:14	12-7	H 5	GOOD! FT SHOT by Lee, Tyler
00:14	13-7	H 6	GOOD! FT SHOT by Lee, Tyler
00:14			SUB IN : Floyd, MJ
00:14			SUB OUT: Williams, Simeon
00:14			SUB IN : Baptiste, Tavon
00:14			SUB OUT: Lee, Tyler
00:04	13-9	H 4	GOOD! LAYUP by Soloman, Kendall [PNT]
00:04			FOUL by Kimber, Taj (P1T4)
00:04			MISSED FT SHOT by Soloman, Kendall
00:04			REBOUND (DEF) by Lewis, Dexter

1st period-only	In Paint	Off T/O	2nd Chance	Fast Break	Bench
MLK	6	3	5	0	3
Knoxville Fulton	6	4	6	0	0

MLK vs Knoxville Fulton
3/16/23 4:30 PM at Murphy Center (Murfreesboro, TN)
2nd PERIOD Play-by-Play (Page 1)

Time	Score	Margin	HOME/VISITOR
08:00			SUB IN : Anderson, Azariah
08:00			SUB OUT: Donald, Kquinn
08:00			SUB IN : Wrancher, Jordan
08:00			SUB OUT: Lewis, Dexter
07:49			MISSED 3 PTR by Kimber, Taj
07:49			REBOUND (OFF) by (TEAM)
07:34	15-9	H 6	GOOD! LAYUP by Lee, Tyler [PNT]
07:18			FOUL by Anderson, Azariah (P1T8)
07:18			TURNOVR by Anderson, Azariah
07:04	17-9	H 8	GOOD! LAYUP by Wrancher, Jordan [PNT]
06:49	17-11	H 6	GOOD! JUMPER by Floyd, MJ
06:49	17-12	H 5	GOOD! FT SHOT by Floyd, MJ
06:49			FOUL by Wrancher, Jordan (P1T5)
06:49			SUB IN : Cole, Logan
06:49			SUB IN : Wardlaw, Craig
06:49			SUB OUT: Williams, Simeon
06:44			MISSED LAYUP by Kimber, Denaj
06:44			REBOUND (DEF) by Townsend, Avery
06:39			FOUL by Lee, Tyler (P2T6)
06:39			SUB IN : Baptiste, Tavon
06:39			SUB OUT: Lee, Tyler
06:38			TURNOVR by (TEAM)
06:13	20-12	H 8	GOOD! 3 PTR by Jackson, Marcellus
05:50			TURNOVR by Floyd, MJ
05:49			STEAL by Kimber, Taj
05:43			MISSED JUMPER by Baptiste, Tavon
05:43			REBOUND (DEF) by Anderson, Azariah
05:38	20-14	H 6	GOOD! LAYUP by Floyd, MJ [FB/PNT]
05:37			TIMEOUT TEAM
05:37			SUB IN : Alford, Kingston
05:37			SUB OUT: Wardlaw, Craig
05:19			MISSED JUMPER by Kimber, Taj
05:19			REBOUND (DEF) by Soloman, Kendall
05:14			TURNOVR by Soloman, Kendall
05:13			STEAL by Baptiste, Tavon
05:08	22-14	H 8	GOOD! JUMPER by Kimber, Denaj
04:55			MISSED JUMPER by Townsend, Avery
04:55			REBOUND (DEF) by Kimber, Taj
04:47			MISSED 3 PTR by Wrancher, Jordan
04:47			REBOUND (DEF) by Townsend, Avery
04:31			FOUL by Kimber, Denaj (P2T7)
04:31			MISSED FT SHOT by Soloman, Kendall
04:31			REBOUND (DEF) by Jackson, Marcellus
04:31			SUB IN : Williams, Simeon
04:31			SUB OUT: Alford, Kingston
04:31			SUB IN : Lewis, Dexter
04:31			SUB OUT: Kimber, Denaj
04:15			MISSED 3 PTR by Wrancher, Jordan
04:15			REBOUND (DEF) by Floyd, MJ
04:06	22-17	H 5	GOOD! 3 PTR by Townsend, Avery
03:46	25-17	H 8	GOOD! 3 PTR by Jackson, Marcellus
03:31			TURNOVR by Townsend, Avery
03:29			STEAL by Jackson, Marcellus
03:26			MISSED LAYUP by Jackson, Marcellus
03:26			REBOUND (DEF) by (TEAM)
03:25			SUB OUT: Anderson, Azariah
03:11			FOUL by Cole, Logan (P1T9)
03:11			TURNOVR by Cole, Logan
03:11			SUB IN : Smith, Derrick
03:11			SUB OUT: Jackson, Marcellus
03:02			MISSED 3 PTR by Smith, Derrick
03:02			REBOUND (DEF) by Soloman, Kendall
02:58			FOUL by Lewis, Dexter (P1T8)
02:30			MISSED JUMPER by Kimber, Taj
02:30			REBOUND (DEF) by Soloman, Kendall
02:04	25-20	H 5	GOOD! 3 PTR by Floyd, MJ
02:04			ASSIST by Townsend, Avery
01:19			MISSED JUMPER by Wrancher, Jordan
01:19			REBOUND (DEF) by Williams, Simeon
01:14			FOUL by Kimber, Taj (P2T9)
01:14			MISSED FT SHOT by Soloman, Kendall
01:14			REBOUND (OFF) by (DEADBALL)
01:14			MISSED FT SHOT by Soloman, Kendall
01:14			REBOUND (DEF) by Jackson, Marcellus
01:14			SUB IN : Anderson, Azariah
01:14			SUB OUT: Williams, Simeon
01:14			SUB IN : Jackson, Marcellus
01:14			SUB OUT: Baptiste, Tavon
01:07			MISSED 3 PTR by Kimber, Taj
01:07			REBOUND (DEF) by Soloman, Kendall
00:54			MISSED JUMPER by Cole, Logan
00:54			REBOUND (OFF) by Floyd, MJ
00:45			MISSED 3 PTR by Townsend, Avery
00:45			REBOUND (DEF) by Smith, Derrick
00:45			FOUL by Anderson, Azariah (P2T10)
00:45	26-20	H 6	GOOD! FT SHOT by Smith, Derrick
00:45	27-20	H 7	GOOD! FT SHOT by Smith, Derrick
00:02	27-22	H 5	GOOD! JUMPER by Townsend, Avery

2nd period-only	In Paint	Off T/O	2nd Chance	Fast Break	Bench
MLK	2	0	0	2	0
Knoxville Fulton	4	7	2	0	4

MLK vs Knoxville Fulton
3/16/23 4:30 PM at Murphy Center (Murfreesboro, TN)
3rd PERIOD Play-by-Play (Page 1)

Time	Score	Margin	HOME/VISITOR
08:00			SUB IN : Anderson, Azariah
08:00			SUB OUT: Donald, Kquinn
07:28			MISSED 3 PTR by Anderson, Azariah
07:28			REBOUND (DEF) by Kimber, Denaj
07:18			MISSED 3 PTR by Lewis, Dexter
07:18			REBOUND (DEF) by Floyd, MJ
07:02			TURNOVR by Townsend, Avery
07:01			STEAL by Kimber, Denaj
06:55	30-22	H 8	GOOD! 3 PTR by Kimber, Denaj
06:27			MISSED JUMPER by Townsend, Avery
06:27			REBOUND (DEF) by Lewis, Dexter
06:18			MISSED 3 PTR by Jackson, Marcellus
06:18			REBOUND (OFF) by Kimber, Taj
05:59			FOUL by Williams, Simeon (P4T1)
05:59	31-22	H 9	GOOD! FT SHOT by Lee, Tyler
05:59			MISSED FT SHOT by Lee, Tyler
05:59			REBOUND (DEF) by Soloman, Kendall
05:36			MISSED JUMPER by Anderson, Azariah
05:36			REBOUND (DEF) by Jackson, Marcellus
05:25	33-22	H 11	GOOD! LAYUP by Kimber, Denaj [PNT]
05:20			TIMEOUT TEAM
05:20			SUB IN : Cole, Logan
05:20			SUB OUT: Williams, Simeon
05:14			MISSED 3 PTR by Anderson, Azariah
05:14			REBOUND (DEF) by Jackson, Marcellus
05:00			MISSED 3 PTR by Kimber, Denaj
05:00			REBOUND (OFF) by Lee, Tyler
04:56	34-22	H 12	GOOD! FT SHOT by Lee, Tyler
04:56			FOUL by Cole, Logan (P2T2)
04:56	35-22	H 13	GOOD! FT SHOT by Lee, Tyler
04:56			SUB IN : Alford, Kingston
04:56			SUB OUT: Anderson, Azariah
04:46			TURNOVR by Townsend, Avery
04:44			STEAL by Kimber, Denaj
04:42	37-22	H 15	GOOD! JUMPER by Kimber, Denaj
04:25			FOUL by Kimber, Taj (P3T1)
04:25			SUB IN : Wrancher, Jordan
04:25			SUB OUT: Kimber, Taj
04:17			MISSED 3 PTR by Townsend, Avery
04:17			REBOUND (DEF) by Kimber, Denaj
04:06			FOUL by Cole, Logan (P3T3)
04:06	38-22	H 16	GOOD! FT SHOT by Lewis, Dexter
04:06	39-22	H 17	GOOD! FT SHOT by Lewis, Dexter
03:56			MISSED LAYUP by Alford, Kingston
03:56			REBOUND (DEF) by Kimber, Denaj
03:44			FOUL by Kimber, Denaj (P3T2)
03:44			TURNOVR by Kimber, Denaj
03:44			SUB IN : Smith, Derrick
03:44			SUB OUT: Kimber, Denaj
03:28			MISSED JUMPER by Floyd, MJ
03:28			REBOUND (DEF) by Smith, Derrick
03:08			MISSED JUMPER by Smith, Derrick
03:08			REBOUND (OFF) by Jackson, Marcellus
03:03	41-22	H 19	GOOD! JUMPER by Jackson, Marcellus [PNT]
02:51			TURNOVR by Townsend, Avery
02:50			STEAL by Jackson, Marcellus
02:47			FOUL by Floyd, MJ (P1T4)
02:47	42-22	H 20	GOOD! FT SHOT by Lee, Tyler
02:47	43-22	H 21	GOOD! FT SHOT by Lee, Tyler
02:47			SUB IN : Anderson, Azariah
02:47			SUB IN : Williams, Simeon
02:47			SUB OUT: Cole, Logan
02:47			SUB OUT: Townsend, Avery
02:36			TURNOVR by Williams, Simeon
02:33			STEAL by Lee, Tyler
02:33			FOUL by Williams, Simeon (P5T5)
02:33			FOUL by Lee, Tyler (P3T3)
02:33			TURNOVR by Lee, Tyler
02:33			SUB IN : Townsend, Avery
02:33			SUB OUT: Williams, Simeon
02:33			SUB IN : Baptiste, Tavon
02:33			SUB OUT: Lee, Tyler
02:18			MISSED 3 PTR by Floyd, MJ
02:18			REBOUND (DEF) by Jackson, Marcellus
01:51			MISSED JUMPER by Smith, Derrick
01:51			REBOUND (OFF) by Baptiste, Tavon
01:46			MISSED JUMPER by Baptiste, Tavon
01:46			REBOUND (DEF) by Floyd, MJ
01:42			FOUL by Floyd, MJ (P2T6)
01:42			TURNOVR by Floyd, MJ
01:41			FOUL by Anderson, Azariah (P3T7)
01:41			TIMEOUT TEAM
01:41			TURNOVR by Anderson, Azariah
01:41	44-22	H 22	GOOD! FT SHOT by Wrancher, Jordan
01:41	45-22	H 23	GOOD! FT SHOT by Wrancher, Jordan
01:41			SUB IN : Kimber, Denaj
01:41			SUB OUT: Smith, Derrick
01:28			FOUL by Anderson, Azariah (P4T8)
01:28	46-22	H 24	GOOD! FT SHOT by Wrancher, Jordan
01:28	47-22	H 25	GOOD! FT SHOT by Wrancher, Jordan
01:19	47-25	H 22	GOOD! 3 PTR by Soloman, Kendall
01:19			ASSIST by Townsend, Avery
01:00	49-25	H 24	GOOD! LAYUP by Baptiste, Tavon [PNT]
01:00			ASSIST by Jackson, Marcellus
00:50			MISSED 3 PTR by Townsend, Avery
00:50			REBOUND (DEF) by Baptiste, Tavon
00:11	51-25	H 26	GOOD! JUMPER by Wrancher, Jordan [PNT]
00:01	51-27	H 24	GOOD! JUMPER by Soloman, Kendall

3rd period-only	In Paint	Off T/O	2nd Chance	Fast Break	Bench
MLK	0	0	0	0	0
Knoxville Fulton	8	11	5	0	8

MLK vs Knoxville Fulton
3/16/23 4:30 PM at Murphy Center (Murfreesboro, TN)
4th PERIOD Play-by-Play (Page 1)

Time	Score	Margin	HOME/VISITOR
08:00			SUB IN : Cole, Logan
08:00			SUB IN : Wardlaw, Craig
08:00			SUB IN : Anderson, Azariah
08:00			SUB OUT: Williams, Simeon
08:00			SUB OUT: Donald, Kquinn
08:00			SUB OUT: Townsend, Avery
07:50			MISSED LAYUP by Lee, Tyler
07:50			REBOUND (OFF) by Lee, Tyler
07:42			TURNOVR by Kimber, Denaj
07:42			STEAL by Wardlaw, Craig
07:32			MISSED 3 PTR by Floyd, MJ
07:32			REBOUND (DEF) by Kimber, Taj
07:26			FOUL by Floyd, MJ (P3T9)
07:26	52-27	H 25	GOOD! FT SHOT by Kimber, Denaj
07:26	53-27	H 26	GOOD! FT SHOT by Kimber, Denaj
07:20			TURNOVR by Lewis, Dexter
07:15	53-29	H 24	GOOD! LAYUP by Floyd, MJ [PNT]
06:57			TURNOVR by Kimber, Denaj
06:56			STEAL by Wardlaw, Craig
06:39			FOUL by Jackson, Marcellus (P2T4)
06:39			MISSED FT SHOT by Floyd, MJ
06:39			REBOUND (DEF) by Lee, Tyler
06:26	55-29	H 26	GOOD! JUMPER by Jackson, Marcellus [PNT]
06:26			ASSIST by Kimber, Taj
06:16			TURNOVR by Soloman, Kendall
06:15			STEAL by Kimber, Denaj
06:15			FOUL by Soloman, Kendall (P3T10)
06:15	56-29	H 27	GOOD! FT SHOT by Kimber, Denaj
06:15	57-29	H 28	GOOD! FT SHOT by Kimber, Denaj
06:15			SUB IN : Townsend, Avery
06:15			SUB OUT: Cole, Logan
06:08			MISSED JUMPER by Townsend, Avery
06:08			REBOUND (DEF) by Kimber, Taj
05:56			MISSED 3 PTR by Lewis, Dexter
05:56			REBOUND (DEF) by Wardlaw, Craig
05:45			MISSED LAYUP by Soloman, Kendall
05:45			REBOUND (DEF) by Jackson, Marcellus
05:43			FOUL by Donald, Kquinn (P2T11)
05:43			FOUL TECHNCL by Donald, Kquinn
05:43	58-29	H 29	GOOD! FT SHOT by Kimber, Denaj
05:43	59-29	H 30	GOOD! FT SHOT by Kimber, Denaj
05:43			FOUL by Townsend, Avery (P1T12)
05:43			FOUL TECHNCL by Smith, Derrick
05:43	60-29	H 31	GOOD! FT SHOT by Kimber, Denaj
05:43	61-29	H 32	GOOD! FT SHOT by Kimber, Denaj
05:40			FOUL by Wardlaw, Craig (P2T13)
05:40			MISSED FT SHOT by Lewis, Dexter
05:40			REBOUND (OFF) by (DEADBALL)
05:40			MISSED FT SHOT by Lewis, Dexter
05:40			REBOUND (DEF) by Soloman, Kendall
05:27			MISSED 3 PTR by Soloman, Kendall
05:27			REBOUND (DEF) by Kimber, Taj
05:15			TURNOVR by Lee, Tyler
05:10			MISSED 3 PTR by Anderson, Azariah
05:10			REBOUND (DEF) by Kimber, Denaj
04:47			MISSED JUMPER by Jackson, Marcellus
04:47			REBOUND (OFF) by Lewis, Dexter
04:37	63-29	H 34	GOOD! DUNK by Lee, Tyler [PNT]
04:37			ASSIST by Jackson, Marcellus
04:27			MISSED 3 PTR by Townsend, Avery
04:27			REBOUND (DEF) by Lee, Tyler
04:17	66-29	H 37	GOOD! 3 PTR by Jackson, Marcellus
04:17			ASSIST by Lewis, Dexter
03:58			MISSED 3 PTR by Floyd, MJ
03:58			REBOUND (DEF) by Kimber, Taj
03:47			FOUL by Floyd, MJ (P4T14)
03:47	67-29	H 38	GOOD! FT SHOT by Kimber, Denaj
03:47	68-29	H 39	GOOD! FT SHOT by Kimber, Denaj
03:47			SUB IN : Hansen-Murray, Sevi
03:47			SUB IN : Hall, Amaury
03:47			SUB IN : Watts, William
03:47			SUB IN : Williams, Joc
03:47			SUB IN : Alford, Kingston
03:24			REBOUND (OFF) by Alford, Kingston
03:20	68-31	H 37	GOOD! TIP-IN by Alford, Kingston [PNT]
02:25			FOUL by Alford, Kingston (P1T15)
02:24	69-31	H 38	GOOD! FT SHOT by Turner, Travis
02:17	70-31	H 39	GOOD! FT SHOT by Turner, Travis
02:17			SUB IN : Linzy, Jallip
02:17			SUB OUT: Wrancher, Jordan
02:04			MISSED 3 PTR by Hall, Amaury
02:04			REBOUND (OFF) by Williams, Joc
01:57			FOUL by Ballinger, Travis (P1T5)
01:57	70-32	H 38	GOOD! FT SHOT by Hansen-Murray, Sevi
01:57			MISSED FT SHOT by Hansen-Murray, Sevi
01:57			REBOUND (DEF) by (TEAM)
01:32			MISSED LAYUP by Ballinger, Travis
01:32			REBOUND (DEF) by (TEAM)
00:31			FOUL by Linzy, Jallip (P1T6)
00:20			TURNOVR by Hall, Amaury
00:18			STEAL by Smith, Derrick
00:16	72-32	H 40	GOOD! LAYUP by Smith, Derrick [FB/PNT]

4th period-only	In Paint	Off T/O	2nd Chance	Fast Break	Bench
MLK	4	2	3	0	3
Knoxville Fulton	6	4	2	2	4

Official Basketball Box Score -- 1st Period-Only
MLK vs Knoxville Fulton
3/16/23 4:30 PM at Murphy Center (Murfreesboro, TN)

of Tennessee

MLK 9 • 23-8

##	Player		Total FG-FGA	3-Ptr FG-FGA	FT-FTA	Rebounds Off	Def	Tot	PF	TP	A	TO	Blk	Stl	Min
01	Floyd, MJ	*	1-3	0-1	0-0	3	0	3	0	2	0	0	2	0	7
02	Townsend, Avery	*	0-2	0-2	0-0	0	0	0	0	0	1	1	0	0	6
10	Donald, Kquinn	*	0-0	0-0	0-0	1	1	2	1	0	0	0	0	0	6
22	Williams, Simeon	*	1-4	0-2	0-0	0	3	3	3	2	0	1	0	0	4
23	Soloman, Kendall	*	1-2	0-0	0-1	0	1	1	2	2	1	0	0	0	3
04	Anderson, Azariah		1-3	1-3	0-0	0	1	1	0	3	0	1	0	0	5
15	Cole, Logan		0-1	0-1	0-0	1	1	2	0	0	0	0	0	0	4
30	Wardlaw, Craig		0-0	0-0	0-0	0	0	0	1	0	0	0	0	0	2
	Team					0	0	0							
	Totals		4-15	1-9	0-1	5	7	12	7	9	2	3	2	0	-

FG %:	4-15	26.7%
3FG %:	1-9	11.1%
FT %:	0-1	0.0%

Deadball Rebounds
0

Knoxville Fulton 13 • 31-5

##	Player		Total FG-FGA	3-Ptr FG-FGA	FT-FTA	Rebounds Off	Def	Tot	PF	TP	A	TO	Blk	Stl	Min
04	Kimber, Denaj	*	2-4	0-1	1-1	0	1	1	1	5	0	0	0	0	8
14	Jackson, Marcellus	*	1-3	0-1	0-0	0	0	0	1	2	0	0	0	1	8
15	Lewis, Dexter	*	0-2	0-0	0-0	0	3	3	0	0	0	0	0	1	8
20	Kimber, Taj	*	0-0	0-0	0-0	1	3	4	1	0	0	1	0	0	8
44	Lee, Tyler	*	2-5	0-1	2-3	1	0	1	1	6	0	0	0	0	7
32	Baptiste, Tavon		0-0	0-0	0-0	0	0	0	0	0	0	0	0	0	0+
	Team					1	0	1							
	Totals		5-14	0-3	3-4	3	7	10	4	13	0	1	0	2	-

FG %:	5-14	35.7%
3FG %:	0-3	0.0%
FT %:	3-4	75.0%

Deadball Rebounds
0

Officials: Fred Gipson, Randall French, Dwight Bell
Technical fouls: MLK-TEAM. Knoxville Fulton-None.
Attendance:

Score by periods	1st	2nd	3rd	4th	Total
MLK	9	0	0	0	9
Knoxville Fulton	13	0	0	0	13

Points	In Paint	Off T/O	2nd Chance	Fast Break	Bench
NASHMLK	6	3	5	0	3
FULTON	6	4	6	0	0

Last FG - NASHMLK 1st-00:04, FULTON 1st-02:00.
Largest lead - NASHMLK None, FULTON by 6 1st-02:00.
NASHMLK led for 00:00. FULTON led for 30:34. Game was tied for -6:-34.

Score tied - 1 time.
Lead changed - 0 times.

Official Basketball Box Score -- 2nd Period-Only
MLK vs Knoxville Fulton
3/16/23 4:30 PM at Murphy Center (Murfreesboro, TN)

of Tennessee

MLK 13 • 23-8

##	Player		Total FG-FGA	3-Ptr FG-FGA	FT-FTA	Rebounds Off	Def	Tot	PF	TP	A	TO	Blk	Stl	Min
01	Floyd, MJ	*	3-3	1-1	1-1	1	1	2	0	8	0	1	0	0	8
02	Townsend, Avery	*	2-4	1-2	0-0	0	2	2	0	5	1	1	0	0	8
22	Williams, Simeon	*	0-0	0-0	0-0	0	1	1	0	0	0	0	0	0	4
23	Soloman, Kendall	*	0-0	0-0	0-3	0	4	4	0	0	0	1	0	0	8
04	Anderson, Azariah		0-0	0-0	0-0	0	1	1	2	0	0	1	0	0	5
15	Cole, Logan		0-1	0-0	0-0	0	0	0	1	0	0	1	0	0	3
30	Wardlaw, Craig		0-0	0-0	0-0	0	0	0	0	0	0	0	0	0	1
33	Alford, Kingston		0-0	0-0	0-0	0	0	0	0	0	0	0	0	0	1
	Team					0	1	1				1			
	Totals		5-8	2-3	1-4	1	10	11	3	13	1	6	0	0	-

FG %:	5-8	62.5%
3FG %:	2-3	66.7%
FT %:	1-4	25.0%

Deadball Rebounds
1

Knoxville Fulton 14 • 31-5

##	Player		Total FG-FGA	3-Ptr FG-FGA	FT-FTA	Rebounds Off	Def	Tot	PF	TP	A	TO	Blk	Stl	Min
04	Kimber, Denaj	*	1-2	0-0	0-0	0	0	0	1	2	0	0	0	0	3
14	Jackson, Marcellus	*	2-3	2-2	0-0	0	2	2	0	6	0	0	0	1	6
15	Lewis, Dexter	*	0-0	0-0	0-0	0	0	0	1	0	0	0	0	0	4
20	Kimber, Taj	*	0-4	0-2	0-0	0	1	1	1	0	0	0	0	1	8
44	Lee, Tyler	*	1-1	0-0	0-0	0	0	0	1	2	0	0	0	0	1
02	Smith, Derrick		0-1	0-1	2-2	0	1	1	0	2	0	0	0	0	3
22	Wrancher, Jordan		1-4	0-2	0-0	0	0	0	1	2	0	0	0	0	8
32	Baptiste, Tavon		0-1	0-0	0-0	0	0	0	0	0	0	0	0	1	5
	Team					1	0	1							
	Totals		5-16	2-7	2-2	1	4	5	5	14	0	0	0	3	-

FG %:	5-16	31.3%
3FG %:	2-7	28.6%
FT %:	2-2	100.0%

Deadball Rebounds
0

Officials: Fred Gipson, Randall French, Dwight Bell
Technical fouls: MLK-None. Knoxville Fulton-None.
Attendance:

Score by periods	1st	2nd	3rd	4th	Total
MLK	0	13	0	0	13
Knoxville Fulton	0	14	0	0	14

Points	In Paint	Off T/O	2nd Chance	Fast Break	Bench
NASHMLK	2	0	0	2	0
FULTON	4	7	2	0	4

Last FG - NASHMLK 2nd-00:02, FULTON 2nd-03:46.
Largest lead - NASHMLK None, FULTON by 8 2nd-07:04.
NASHMLK led for 00:00. FULTON led for 16:00. Game was tied for 00:00.

Score tied - 0 times.
Lead changed - 0 times.

Official Basketball Box Score -- 3rd Period-Only
MLK vs Knoxville Fulton
3/16/23 4:30 PM at Murphy Center (Murfreesboro, TN)

MLK 5 • 23-8

##	Player		Total FG-FGA	3-Ptr FG-FGA	FT-FTA	Rebounds Off	Def	Tot	PF	TP	A	TO	Blk	Stl	Min
01	Floyd, MJ	*	0-2	0-1	0-0	0	2	2	2	0	0	1	0	0	8
02	Townsend, Avery	*	0-3	0-2	0-0	0	0	0	0	0	1	3	0	0	7
22	Williams, Simeon	*	0-0	0-0	0-0	0	0	0	2	0	0	1	0	0	2
23	Soloman, Kendall	*	2-2	1-1	0-0	0	1	1	0	5	0	0	0	0	8
04	Anderson, Azariah		0-3	0-2	0-0	0	0	0	2	0	0	1	0	0	5
15	Cole, Logan		0-0	0-0	0-0	0	0	0	2	0	0	0	0	0	2
33	Alford, Kingston		0-1	0-0	0-0	0	0	0	0	0	0	0	0	0	4
	Team					0	0	0							
	Totals		2-11	1-6	0-0	0	3	3	8	5	1	6	0	0	-

FG %:	2-11	18.2%
3FG %:	1-6	16.7%
FT %:	0-0	0.0%

Deadball Rebounds
0

Knoxville Fulton 24 • 31-5

##	Player		Total FG-FGA	3-Ptr FG-FGA	FT-FTA	Rebounds Off	Def	Tot	PF	TP	A	TO	Blk	Stl	Min
04	Kimber, Denaj	*	3-4	1-2	0-0	0	3	3	1	7	0	1	0	2	5
14	Jackson, Marcellus	*	1-2	0-1	0-0	1	3	4	0	2	1	0	0	1	8
15	Lewis, Dexter	*	0-1	0-1	2-2	0	1	1	0	2	0	0	0	0	8
20	Kimber, Taj	*	0-0	0-0	0-0	1	0	1	1	0	0	0	0	0	3
44	Lee, Tyler	*	0-0	0-0	5-6	1	0	1	1	5	0	1	0	1	5
02	Smith, Derrick		0-2	0-0	0-0	0	1	1	0	0	0	0	0	0	2
22	Wrancher, Jordan		1-1	0-0	4-4	0	0	0	0	6	0	0	0	0	4
32	Baptiste, Tavon		1-2	0-0	0-0	1	1	2	0	2	0	0	0	0	2
	Team					0	0	0							
	Totals		6-12	1-4	11-12	4	9	13	3	24	1	2	0	4	-

FG %:	6-12	50.0%
3FG %:	1-4	25.0%
FT %:	11-12	91.7%

Deadball Rebounds
0

Officials: Fred Gipson, Randall French, Dwight Bell
Technical fouls: MLK-None. Knoxville Fulton-None.
Attendance:

Score by periods	1st	2nd	3rd	4th	Total
MLK	0	0	5	0	5
Knoxville Fulton	0	0	24	0	24

Points	In Paint	Off T/O	2nd Chance	Fast Break	Bench
NASHMLK	0	0	0	0	0
FULTON	8	11	5	0	8

Last FG - NASHMLK 3rd-00:01, FULTON 3rd-00:11.
Largest lead - NASHMLK None, FULTON by 26 3rd-00:11.
NASHMLK led for 00:00. FULTON led for 08:00. Game was tied for 00:00.

Score tied - 0 times.
Lead changed - 0 times.

Official Basketball Box Score -- 4th Period-Only
MLK vs Knoxville Fulton
3/16/23 4:30 PM at Murphy Center (Murfreesboro, TN)

of Tennessee

MLK 5 • 23-8

##	Player		Total FG-FGA	3-Ptr FG-FGA	FT-FTA	Rebounds Off	Def	Tot	PF	TP	A	TO	Blk	Stl	Min
01	Floyd, MJ	*	1-3	0-2	0-1	0	0	0	2	2	0	0	0	0	4
02	Townsend, Avery	*	0-2	0-1	0-0	0	0	0	1	0	0	0	0	0	2
10	Donald, Kquinn	*	0-0	0-0	0-0	0	0	0	1	0	0	0	0	0	-
23	Soloman, Kendall	*	0-2	0-1	0-0	0	1	1	1	0	0	1	0	0	4
03	Williams, Joc		0-0	0-0	0-0	1	0	1	0	0	0	0	0	0	3
04	Anderson, Azariah		0-1	0-1	0-0	0	0	0	0	0	0	0	0	0	4
05	Watts, William		0-0	0-0	0-0	0	0	0	0	0	0	0	0	0	3
11	Hansen-Murray, Sevi		0-0	0-0	1-2	0	0	0	0	1	0	0	0	0	3
15	Cole, Logan		0-0	0-0	0-0	0	0	0	0	0	0	0	0	0	1
24	Hall, Amaury		0-2	0-1	0-0	0	0	0	0	0	0	1	0	0	3
30	Wardlaw, Craig		0-0	0-0	0-0	0	1	1	1	0	0	0	0	2	4
33	Alford, Kingston		1-1	0-0	0-0	1	0	1	1	2	0	0	0	0	3
	Team					0	1	1							
	Totals		2-11	0-6	1-3	2	3	5	7	5	0	2	0	2	-

FG %:	2-11	18.2%
3FG %:	0-6	0.0%
FT %:	1-3	33.3%

Deadball Rebounds
0

Knoxville Fulton 21 • 31-5

##	Player		Total FG-FGA	3-Ptr FG-FGA	FT-FTA	Rebounds Off	Def	Tot	PF	TP	A	TO	Blk	Stl	Min
04	Kimber, Denaj	*	0-0	0-0	10-10	0	1	1	0	10	0	2	0	1	4
14	Jackson, Marcellus	*	2-3	1-1	0-0	0	1	1	1	5	1	0	0	0	4
15	Lewis, Dexter	*	0-1	0-1	0-2	1	0	1	0	0	1	1	0	0	4
20	Kimber, Taj	*	0-0	0-0	0-0	0	4	4	0	0	1	0	0	0	4
44	Lee, Tyler	*	1-2	0-0	0-0	1	2	3	0	2	0	1	0	0	4
02	Smith, Derrick		1-1	0-0	0-0	0	0	0	0	2	0	0	0	1	3
10	Ballinger, Travis		0-1	0-0	0-0	0	0	0	1	0	0	0	0	0	3
22	Wrancher, Jordan		0-0	0-0	0-0	0	0	0	0	0	0	0	0	0	1
30	Turner, Travis		0-0	0-0	2-2	0	0	0	0	2	0	0	0	0	3
40	Moulden, Dexter		0-0	0-0	0-0	0	0	0	0	0	0	0	0	0	3
42	Linzy, Jallip		0-0	0-0	0-0	0	0	0	1	0	0	0	0	0	2
	Team					0	1	1							
	Totals		4-8	1-2	12-14	2	9	11	3	21	3	4	0	2	-

FG %:	4-8	50.0%
3FG %:	1-2	50.0%
FT %:	12-14	85.7%

Deadball Rebounds
1

Officials: Fred Gipson, Randall French, Dwight Bell
Technical fouls: MLK-Donald, Kquinn. Knoxville Fulton-Smith, Derrick.
Attendance:

Score by periods	1st	2nd	3rd	4th	Total
MLK	0	0	0	5	5
Knoxville Fulton	0	0	0	21	21

Points	In Paint	Off T/O	2nd Chance	Fast Break	Bench
NASHMLK	4	2	3	0	3
FULTON	6	4	2	2	4

Last FG - NASHMLK 4th-03:20, FULTON 4th-00:16.
Largest lead - NASHMLK None, FULTON by 40 4th-00:16.
NASHMLK led for 00:00. FULTON led for 00:00. Game was tied for 00:00.

Score tied - 0 times.
Lead changed - 0 times.

2005 Class AA State Boys' Basketball Tournament

March 16 - March 19, 2005 · Murphy Center - MTSU - Murfreesboro, TN

Game 1
Wed. Mar. 16 7:00 PM

David Lipscomb (25-8)	55
Austin-East (26-9)	52

Game 2
Wed. Mar. 16 8:45 PM

Humboldt (23-10)	54
Raleigh Egypt (31-2)	74

Game 3
Thu. Mar. 17 10:30 AM

N. MLK (29-4)	44
Haywood (41)	41

Game 4
Thu. Mar. 17 12:15 PM

Bolivar Central (26-5)	81
Sullivan Central (25-10)	46

Game 5
Fri. Mar. 18 2:00 PM

David Lipscomb	48
Raleigh Egypt	63

Game 6
Fri. Mar. 18 5:15 PM

N. MLK	44
Bolivar Central	47

Game 7
Sat. Mar. 19 5:00 PM

Raleigh Egypt	40
Bolivar Central	44

Bolivar Central
STATE CHAMPION

Official Basketball Box Score
Martin Luther King vs Haywood
03/17/05 10:30 AM at Murphy Center, Murfreesboro, Tenn.

VISITORS: Martin Luther King 30-4

##	Player Name		TOT-FG FG-FGA	3-PT FG-FGA	FT-FTA	REBOUNDS OF	DE	TOT	PF	TP	A	TO	BLK	S	MIN
12	Lee, Johnny.....	*	1-4	0-1	8-13	0	1	1	1	10	1	5	0	1	13
20	Smith, Kristoffer...	*	7-13	1-3	0-0	0	8	8	2	15	0	2	0	2	32
34	Sims, Shawn.....	*	1-4	0-1	0-0	0	2	2	2	2	0	3	0	1	15
40	Hopson, John.....	*	2-6	0-1	2-4	0	4	4	4	6	2	3	0	0	27
42	Kaminski, James.....	*	0-2	0-0	1-3	0	6	6	4	1	0	1	0	1	28
22	Robinson, Gerald....		0-3	0-0	0-0	0	2	2	1	0	1	1	0	0	6
24	Patel, Amit.....		0-0	0-0	0-0	0	0	0	0	0	0	0	0	0	1
44	Dayton, Demario.....		1-3	0-0	3-3	2	3	5	0	5	1	1	0	1	13
50	Smith, Clarence.....		2-2	0-0	1-2	2	5	7	2	5	2	1	1	0	25
	TEAM.....						2	2				1			
	Totals.....		14-37	1-6	15-25	4	33	37	16	44	7	18	1	6	160

TOTAL FG% 1st Half: 8-19 42.1% 2nd Half: 6-18 33.3% Game: 37.8% DEADB
3-Pt. FG% 1st Half: 0-4 0.0% 2nd Half: 1-2 50.0% Game: 16.7% REBS
F Throw % 1st Half: 3-7 42.9% 2nd Half: 12-18 66.7% Game: 60.0% 3

HOME TEAM: Haywood 30-4

##	Player Name		TOT-FG FG-FGA	3-PT FG-FGA	FT-FTA	REBOUNDS OF	DE	TOT	PF	TP	A	TO	BLK	S	MIN
10	Harris, Craig.....	*	2-7	1-3	4-6	4	5	9	3	9	1	3	0	3	32
15	Liggins, Lee.....	*	2-15	0-7	2-3	0	4	4	5	6	3	2	0	2	25
25	Perry, Chris.....	*	4-11	0-3	2-6	3	1	4	5	10	2	2	0	2	28
32	Varnado, Jarvis.....	*	2-10	0-1	1-4	6	7	13	3	5	0	3	9	0	29
50	Singleton, Carlos...	*	2-3	1-1	0-2	0	5	5	3	5	1	3	1	2	30
20	Comage, Shavion.....		2-3	2-3	0-0	0	1	1	1	6	0	0	0	0	2
22	Taylor, Ricky.....		0-0	0-0	0-0	0	0	0	1	0	0	0	0	0	1
35	Goodwin, D'mario....		0-4	0-1	0-0	2	0	2	2	0	0	1	0	0	6
52	Turner, Steven.....		0-4	0-2	0-0	1	2	3	1	0	1	0	0	0	7
	TEAM.....						1	1							
	Totals.....		14-57	4-21	9-21	16	26	42	24	41	8	14	10	9	160

TOTAL FG% 1st Half: 5-26 19.2% 2nd Half: 9-31 29.0% Game: 24.6% DEADB
3-Pt. FG% 1st Half: 1-8 12.5% 2nd Half: 3-13 23.1% Game: 19.0% REBS
F Throw % 1st Half: 4-13 30.8% 2nd Half: 5-8 62.5% Game: 42.9% 6

Officials: Greg Porter, Charles Freeman, Rob Schutt
Technical fouls: Martin Luther King-None. Haywood-None.
Attendance:

Score by Periods	1st	2nd	3rd	4th		Total
Martin Luther King.....	9	10	9	16	-	44
Haywood.....	3	12	10	16	-	41

Newspaper Box Score
Martin Luther King vs Haywood
03/17/05 10:30 AM at Murphy Center, Murfreesboro, Tenn.
At Murphy Center, Murfreesboro, Tenn.
MARTIN LUTHER KING 44, HAYWOOD 41
MARTIN LUTHER KING (30-4)
Smith, Kristoffer 7-13 0-0 15; Lee, Johnny 1-4 8-13 10; Hopson, John 2-6 2-4 6; Smith, Clarence 2-2 1-2 5; Dayton, Demario 1-3 3-3 5; Sims, Shawn 1-4 0-0 2; Kaminski, James 0-2 1-3 1; Robinson, Gerald 0-3 0-0 0. Totals 14-37 15-25 44.
HAYWOOD (30-4)
Perry, Chris 4-11 2-6 10; Harris, Craig 2-7 4-6 9; Comage, Shavion 2-3 0-0 6; Liggins, Lee 2-15 2-3 6; Varnado, Jarvis 2-10 1-4 5; Singleton, Carlos 2-3 0-2 5; Turner, Steven 0-4 0-0 0; Goodwin, D'mario 0-4 0-0 0. Totals 14-57 9-21 41.

Martin Luther King.....	9	10	9	16	-	44
Haywood.....	3	12	10	16	-	41

3-point goals-Martin Luther King 1-6 (Smith, Kristoffer 1-3; Lee, Johnny 0-1; Hopson, John 0-1; Sims, Shawn 0-1), Haywood 4-21 (Comage, Shavion 2-3; Singleton, Carlos 1-1; Harris, Craig 1-3; Turner, Steven 0-2; Goodwin, D'mario 0-1; Varnado, Jarvis 0-1; Liggins, Lee 0-7; Perry, Chris 0-3).
Fouled out--Martin Luther King-None, Haywood-Perry, Chris; Liggins, Lee.
Rebounds-Martin Luther King 37 (Smith, Kristoffer 8), Haywood 42 (Varnado, Jarvis 13). Assists-Martin Luther King 7 (Hopson, John 2; Smith, Clarence 2), Haywood 8 (Liggins, Lee 3). Total fouls-Martin Luther King 16, Haywood 24.

Play-By-Play
Martin Luther King vs Haywood
03/17/05 10:30 AM at Murphy Center, Murfreesboro, Tenn.

1st PERIOD Play-by-Play (Page 1)

HOME TEAM: Haywood	TIME	SCORE	MAR	VISITORS: Martin Luther King
MISSED 3 PTR by Perry, Chris	07:54			
	07:54			REBOUND (DEF) by Sims, Shawn
	07:39			TURNOVR by Lee, Johnny
STEAL by Harris, Craig	07:37			
MISSED 3 PTR by Liggins, Lee	07:29			
	07:29			REBOUND (DEF) by Hopson, John
	07:29			TIMEOUT 30sec
	07:21	0-2	V 2	GOOD! LAYUP by Lee, Johnny [PNT]
MISSED JUMPER by Varnado, Jarvis	07:07			
	07:07			REBOUND (DEF) by (TEAM)
	07:04			TIMEOUT 30sec
FOUL by Liggins, Lee	06:40			
	06:03			MISSED 3 PTR by Sims, Shawn
REBOUND (DEF) by Harris, Craig	06:03			
FOUL by Harris, Craig	05:59			
TURNOVR by Harris, Craig	05:59			
FOUL by Perry, Chris	05:51			
	05:36			TURNOVR by Lee, Johnny
STEAL by Singleton, Carlos	05:35			
	05:35			FOUL by Hopson, John
TURNOVR by Singleton, Carlos	05:30			
	05:28			STEAL by Sims, Shawn
	05:14			MISSED JUMPER by Hopson, John
BLOCK by Varnado, Jarvis	05:14			
REBOUND (DEF) by Liggins, Lee	05:13			
GOOD! LAYUP by Singleton, Carlos [FB/PNT]	05:10	2-2	T 1	
ASSIST by Liggins, Lee	05:10			
	04:54			TURNOVR by Sims, Shawn
STEAL by Perry, Chris	04:53			
MISSED LAYUP by Harris, Craig	04:51			
	04:51			REBOUND (DEF) by Kaminski, James
	04:47			TIMEOUT TEAM
	04:32			TURNOVR by Lee, Johnny
MISSED JUMPER by Liggins, Lee	04:22			
REBOUND (OFF) by Varnado, Jarvis	04:22			
MISSED JUMPER by Varnado, Jarvis	04:19			
REBOUND (OFF) by Varnado, Jarvis	04:19			
MISSED JUMPER by Varnado, Jarvis	04:17			
REBOUND (OFF) by Varnado, Jarvis	04:17			
	04:16			FOUL by Hopson, John
GOOD! FT SHOT by Varnado, Jarvis	04:16	3-2	H 1	
MISSED FT SHOT by Varnado, Jarvis	04:16			
	04:16			REBOUND (DEF) by (TEAM)
	04:11			MISSED JUMPER by Sims, Shawn
REBOUND (DEF) by Singleton, Carlos	04:11			
	04:02			TURNOVR by Sims, Shawn
STEAL by Singleton, Carlos	04:01			
	04:00			FOUL by Sims, Shawn
MISSED FT SHOT by Singleton, Carlos	04:00			
REBOUND (OFF) by (DEADBALL)	04:00			
MISSED FT SHOT by Singleton, Carlos	04:00			
	04:00			REBOUND (DEF) by Robinson, Gerald
	03:40			TURNOVR by (TEAM)
	03:38			FOUL by Sims, Shawn
MISSED FT SHOT by Perry, Chris	03:38			
REBOUND (OFF) by (DEADBALL)	03:38			
MISSED FT SHOT by Perry, Chris	03:38			
	03:38			REBOUND (DEF) by Hopson, John
	03:27			MISSED JUMPER by Smith, Kristoffer
	03:27			REBOUND (OFF) by Smith, Clarence
	03:24	3-4	V 1	GOOD! LAYUP by Smith, Clarence [PNT]
TURNOVR by Varnado, Jarvis	03:12			
	03:11			STEAL by Dayton, Demario
	03:01			MISSED JUMPER by Smith, Kristoffer
REBOUND (DEF) by Liggins, Lee	03:01			
	02:59			FOUL by Hopson, John
MISSED JUMPER by Harris, Craig	02:34			
REBOUND (OFF) by Harris, Craig	02:34			

MISSED 3 PTR by Liggins, Lee	02:26			
	02:26			REBOUND (DEF) by Smith, Clarence
	02:09	3-6	V 3	GOOD! JUMPER by Sims, Shawn
	02:09			ASSIST by Smith, Clarence
MISSED JUMPER by Singleton, Carlos	02:01			
REBOUND (OFF) by Turner, Steven	02:01			
MISSED JUMPER by Turner, Steven	01:58			
	01:58			REBOUND (DEF) by Smith, Kristoffer
FOUL by Singleton, Carlos	01:57			
FOUL by Turner, Steven	01:18			
	01:18			MISSED FT SHOT by Smith, Clarence
	01:18			REBOUND (OFF) by (DEADBALL)
	01:18	3-7	V 4	GOOD! FT SHOT by Smith, Clarence
MISSED JUMPER by Turner, Steven	01:12			
	01:12			REBOUND (DEF) by Kaminski, James
FOUL by Singleton, Carlos	01:11			
	00:13	3-9	V 6	GOOD! JUMPER by Smith, Kristoffer
	00:13			ASSIST by Hopson, John
MISSED 3 PTR by Turner, Steven	00:00			
	00:00			REBOUND (DEF) by Sims, Shawn

Martin Luther King 9, Haywood 3

2nd PERIOD Play-by-Play (Page 1)

HOME TEAM: Haywood	TIME	SCORE	MAR	VISITORS: Martin Luther King
MISSED 3 PTR by Liggins, Lee	07:42			
REBOUND (OFF) by Harris, Craig	07:42			
GOOD! JUMPER by Perry, Chris [PNT]	07:37	5-9	V 4	
	07:37			FOUL by Kaminski, James
GOOD! FT SHOT by Perry, Chris	07:37	6-9	V 3	
	07:20			MISSED JUMPER by Dayton, Demario
BLOCK by Varnado, Jarvis	07:20			
REBOUND (DEF) by Liggins, Lee	07:18			
MISSED 3 PTR by Perry, Chris	07:11			
	07:11			REBOUND (DEF) by Dayton, Demario
	07:04			TURNOVR by Hopson, John
STEAL by Harris, Craig	07:04			
MISSED JUMPER by Varnado, Jarvis	06:58			
	06:58			REBOUND (DEF) by Hopson, John
FOUL by Varnado, Jarvis	06:56			
	06:56	6-10	V 4	GOOD! FT SHOT by Hopson, John
	06:56			MISSED FT SHOT by Hopson, John
REBOUND (DEF) by Harris, Craig	06:56			
MISSED JUMPER by Liggins, Lee	06:32			
	06:32			BLOCK by Smith, Clarence
	06:30			REBOUND (DEF) by Smith, Clarence
	06:28			FOUL by Smith, Clarence
	06:28			TURNOVR by Smith, Clarence
GOOD! LAYUP by Liggins, Lee [PNT]	06:26	8-10	V 2	
ASSIST by Perry, Chris	06:26			
	06:11			MISSED 3 PTR by Smith, Kristoffer
BLOCK by Varnado, Jarvis	06:11			
REBOUND (DEF) by Perry, Chris	06:10			
TURNOVR by Perry, Chris	06:07			
	05:55			TURNOVR by Robinson, Gerald
MISSED 3 PTR by Liggins, Lee	05:39			
	05:39			REBOUND (DEF) by Smith, Kristoffer
	05:26			MISSED 3 PTR by Lee, Johnny
REBOUND (DEF) by Varnado, Jarvis	05:26			
	05:20			FOUL by Smith, Kristoffer
MISSED FT SHOT by Perry, Chris	05:20			
	05:20			REBOUND (DEF) by Smith, Clarence
	04:58	8-12	V 4	GOOD! JUMPER by Smith, Kristoffer
MISSED JUMPER by Perry, Chris	04:42			
	04:42			REBOUND (DEF) by Kaminski, James
FOUL by Varnado, Jarvis	04:41			
	04:41			MISSED FT SHOT by Kaminski, James
REBOUND (DEF) by Singleton, Carlos	04:41			
TURNOVR by Singleton, Carlos	04:26			
	04:16	8-14	V 6	GOOD! JUMPER by Smith, Kristoffer
	04:16			ASSIST by Lee, Johnny
FOUL by Goodwin, D'mario	04:06			
TURNOVR by Goodwin, D'mario	04:06			
	04:06	8-15	V 7	GOOD! FT SHOT by Kaminski, James

	04:06			MISSED FT SHOT by Kaminski, James
REBOUND (DEF) by Turner, Steven	04:06			
MISSED JUMPER by Harris, Craig	03:50			
	03:50			REBOUND (DEF) by Smith, Kristoffer
	03:34			MISSED JUMPER by Lee, Johnny
REBOUND (DEF) by Varnado, Jarvis	03:34			
	03:20			FOUL by Lee, Johnny
MISSED FT SHOT by Liggins, Lee	03:20			
REBOUND (OFF) by (DEADBALL)	03:20			
GOOD! FT SHOT by Liggins, Lee	03:20	9-15	V 6	
GOOD! FT SHOT by Liggins, Lee	03:20	10-15	V 5	
	02:55			TURNOVR by Sims, Shawn
GOOD! JUMPER by Liggins, Lee [PNT]	02:44	12-15	V 3	
	02:13			MISSED 3 PTR by Smith, Kristoffer
BLOCK by Varnado, Jarvis	02:13			
REBOUND (DEF) by Varnado, Jarvis	02:12			
TURNOVR by Varnado, Jarvis	02:10			
	02:09			STEAL by Kaminski, James
	01:45	12-17	V 5	GOOD! JUMPER by Hopson, John
MISSED JUMPER by Liggins, Lee	01:36			
	01:36			REBOUND (DEF) by Kaminski, James
	01:12			TURNOVR by Hopson, John
STEAL by Liggins, Lee	01:12			
TURNOVR by Liggins, Lee	01:12			
	01:08			TURNOVR by Kaminski, James
	00:47			FOUL by Kaminski, James
MISSED FT SHOT by Varnado, Jarvis	00:47			
REBOUND (OFF) by (DEADBALL)	00:47			
MISSED FT SHOT by Varnado, Jarvis	00:47			
	00:47			REBOUND (DEF) by Smith, Clarence
	00:24			MISSED JUMPER by Smith, Kristoffer
REBOUND (DEF) by Varnado, Jarvis	00:24			
GOOD! 3 PTR by Harris, Craig	00:15	15-17	V 2	
ASSIST by Liggins, Lee	00:15			
	00:05	15-19	V 4	GOOD! JUMPER by Hopson, John [PNT]

Martin Luther King 19, Haywood 15

3rd PERIOD Play-by-Play (Page 1)

HOME TEAM: Haywood	TIME	SCORE	MAR	VISITORS: Martin Luther King
	07:36			TURNOVR by Lee, Johnny
GOOD! 3 PTR by Singleton, Carlos	07:10	18-19	V 1	
ASSIST by Perry, Chris	07:10			
	06:47			MISSED JUMPER by Kaminski, James
BLOCK by Varnado, Jarvis	06:47			
REBOUND (DEF) by Singleton, Carlos	06:45			
GOOD! JUMPER by Perry, Chris	06:36	20-19	H 1	
ASSIST by Singleton, Carlos	06:36			
	06:27			TIMEOUT TEAM
	06:24			MISSED JUMPER by Sims, Shawn
REBOUND (DEF) by Varnado, Jarvis	06:24			
	06:22			FOUL by Kaminski, James
MISSED FT SHOT by Harris, Craig	06:22			
REBOUND (OFF) by (DEADBALL)	06:22			
GOOD! FT SHOT by Harris, Craig	06:22	21-19	H 2	
	05:51			MISSED JUMPER by Kaminski, James
BLOCK by Varnado, Jarvis	05:51			
REBOUND (DEF) by (TEAM)	05:49			
MISSED 3 PTR by Harris, Craig	05:40			
REBOUND (OFF) by Perry, Chris	05:40			
GOOD! JUMPER by Perry, Chris [PNT]	05:35	23-19	H 4	
FOUL by Perry, Chris	05:26			
	05:08			MISSED 3 PTR by Hopson, John
REBOUND (DEF) by Singleton, Carlos	05:08			
GOOD! JUMPER by Harris, Craig [PNT]	04:58	25-19	H 6	
FOUL by Liggins, Lee	04:50			
	04:40			MISSED JUMPER by Robinson, Gerald
	04:40			REBOUND (OFF) by Smith, Clarence
	04:33			MISSED LAYUP by Robinson, Gerald
BLOCK by Varnado, Jarvis	04:33			
REBOUND (DEF) by Harris, Craig	04:31			
MISSED 3 PTR by Liggins, Lee	04:25			
	04:25			REBOUND (DEF) by Robinson, Gerald
FOUL by Liggins, Lee	04:19			

	04:04	25-22	H 3	GOOD! 3 PTR by Smith, Kristoffer
	04:04			ASSIST by Robinson, Gerald
MISSED JUMPER by Varnado, Jarvis	03:52			
REBOUND (OFF) by Perry, Chris	03:52			
MISSED 3 PTR by Harris, Craig	03:45			
REBOUND (OFF) by Perry, Chris	03:45			
MISSED JUMPER by Perry, Chris	03:42			
REBOUND (OFF) by Goodwin, D'mario	03:42			
	03:33			FOUL by Robinson, Gerald
MISSED 3 PTR by Goodwin, D'mario	03:29			
	03:29			REBOUND (DEF) by Smith, Kristoffer
	03:09			MISSED JUMPER by Hopson, John
REBOUND (DEF) by Harris, Craig	03:09			
TURNOVR by Harris, Craig	02:52			
	02:35			MISSED JUMPER by Robinson, Gerald
BLOCK by Varnado, Jarvis	02:35			
	02:33			REBOUND (OFF) by Dayton, Demario
FOUL by Varnado, Jarvis	02:33			
	02:33	25-23	H 2	GOOD! FT SHOT by Dayton, Demario
	02:33	25-24	H 1	GOOD! FT SHOT by Dayton, Demario
TURNOVR by Singleton, Carlos	02:30			
	02:29			STEAL by Smith, Kristoffer
	02:07			TURNOVR by Smith, Kristoffer
MISSED JUMPER by Goodwin, D'mario	01:57			
REBOUND (OFF) by Goodwin, D'mario	01:57			
MISSED JUMPER by Goodwin, D'mario	01:53			
	01:53			REBOUND (DEF) by Smith, Kristoffer
FOUL by Goodwin, D'mario	01:38			
	01:27			TURNOVR by Smith, Kristoffer
STEAL by Liggins, Lee	01:26			
FOUL by Perry, Chris	01:23			
TURNOVR by Perry, Chris	01:23			
	01:00	25-26	V 1	GOOD! LAYUP by Smith, Clarence [PNT]
	01:00			ASSIST by Hopson, John
MISSED JUMPER by Perry, Chris	00:36			
	00:36			REBOUND (DEF) by Smith, Clarence
	00:22	25-28	V 3	GOOD! LAYUP by Smith, Kristoffer [PNT]
	00:22			ASSIST by Smith, Clarence
MISSED 3 PTR by Liggins, Lee	00:06			
	00:06			REBOUND (DEF) by Dayton, Demario

Martin Luther King 28, Haywood 25

4th PERIOD Play-by-Play (Page 1)

HOME TEAM: Haywood	TIME	SCORE	MAR	VISITORS: Martin Luther King
GOOD! LAYUP by Varnado, Jarvis [PNT]	07:54	27-28	V 1	
ASSIST by Liggins, Lee	07:54			
	07:23			MISSED JUMPER by Hopson, John
	07:23			REBOUND (OFF) by Dayton, Demario
	07:20	27-30	V 3	GOOD! JUMPER by Dayton, Demario [PNT]
FOUL by Singleton, Carlos	07:20			
	07:20	27-31	V 4	GOOD! FT SHOT by Dayton, Demario
MISSED 3 PTR by Varnado, Jarvis	06:59			
	06:59			REBOUND (DEF) by Smith, Kristoffer
	06:28			TURNOVR by Hopson, John
TURNOVR by Varnado, Jarvis	06:01			
	06:00			STEAL by Smith, Kristoffer
	05:37	27-33	V 6	GOOD! JUMPER by Smith, Kristoffer
	05:27			FOUL by Smith, Clarence
GOOD! FT SHOT by Harris, Craig	05:27	28-33	V 5	
MISSED FT SHOT by Harris, Craig	05:27			
	05:27			REBOUND (DEF) by Dayton, Demario
	05:07			TURNOVR by Dayton, Demario
STEAL by Perry, Chris	05:06			
MISSED JUMPER by Liggins, Lee	04:51			
REBOUND (OFF) by Varnado, Jarvis	04:51			
	04:45			FOUL by Smith, Kristoffer
MISSED FT SHOT by Perry, Chris	04:45			
REBOUND (OFF) by (DEADBALL)	04:45			
GOOD! FT SHOT by Perry, Chris	04:45	29-33	V 4	
	04:32			MISSED JUMPER by Lee, Johnny
REBOUND (DEF) by Varnado, Jarvis	04:32			
MISSED LAYUP by Liggins, Lee	04:26			
	04:26			REBOUND (DEF) by Kaminski, James

	04:15			TURNOVR by Lee, Johnny
STEAL by Harris, Craig	04:15			
TURNOVR by Harris, Craig	04:15			
	03:55	29-35	V 6	GOOD! JUMPER by Smith, Kristoffer
	03:55			ASSIST by Dayton, Demario
MISSED 3 PTR by Liggins, Lee	03:39			
	03:39			REBOUND (DEF) by Smith, Kristoffer
	03:27			MISSED JUMPER by Dayton, Demario
BLOCK by Varnado, Jarvis	03:27			
REBOUND (DEF) by Singleton, Carlos	03:26			
	03:24			FOUL by Hopson, John
	03:09			FOUL by Kaminski, James
GOOD! FT SHOT by Harris, Craig	03:09	30-35	V 5	
GOOD! FT SHOT by Harris, Craig	03:09	31-35	V 4	
TIMEOUT 30sec	03:09			
	02:54			MISSED JUMPER by Smith, Kristoffer
BLOCK by Singleton, Carlos	02:54			
REBOUND (DEF) by Liggins, Lee	02:53			
MISSED JUMPER by Varnado, Jarvis	02:24			
REBOUND (OFF) by Harris, Craig	02:24			
MISSED 3 PTR by Perry, Chris	02:13			
	02:13			REBOUND (DEF) by Lee, Johnny
FOUL by Harris, Craig	02:12			
	02:12	31-36	V 5	GOOD! FT SHOT by Lee, Johnny
	02:12	31-37	V 6	GOOD! FT SHOT by Lee, Johnny
MISSED JUMPER by Liggins, Lee	02:00			
REBOUND (OFF) by Harris, Craig	02:00			
TURNOVR by Liggins, Lee	01:39			
	01:38			STEAL by Lee, Johnny
FOUL by Liggins, Lee	01:24			
	01:24			MISSED FT SHOT by Lee, Johnny
REBOUND (DEF) by Varnado, Jarvis	01:24			
GOOD! JUMPER by Perry, Chris	01:18	33-37	V 4	
TIMEOUT 30sec	01:15			
FOUL by Liggins, Lee	01:11			
	01:11	33-38	V 5	GOOD! FT SHOT by Lee, Johnny
	01:11	33-39	V 6	GOOD! FT SHOT by Lee, Johnny
MISSED JUMPER by Goodwin, D'mario	01:00			
	01:00			REBOUND (DEF) by Hopson, John
FOUL by Perry, Chris	00:57			
	00:57			MISSED FT SHOT by Hopson, John
	00:57			REBOUND (OFF) by (DEADBALL)
	00:57	33-40	V 7	GOOD! FT SHOT by Hopson, John
MISSED JUMPER by Perry, Chris	00:45			
	00:45			REBOUND (DEF) by Smith, Kristoffer
FOUL by Taylor, Ricky	00:40			
	00:40			MISSED FT SHOT by Lee, Johnny
	00:40			REBOUND (OFF) by (DEADBALL)
	00:40			MISSED FT SHOT by Lee, Johnny
REBOUND (DEF) by Harris, Craig	00:40			
GOOD! 3 PTR by Comage, Shavion	00:37	36-40	V 4	
ASSIST by Harris, Craig	00:34			
TIMEOUT TEAM	00:33			
FOUL by Comage, Shavion	00:31			
	00:31	36-41	V 5	GOOD! FT SHOT by Lee, Johnny
	00:31	36-42	V 6	GOOD! FT SHOT by Lee, Johnny
MISSED 3 PTR by Turner, Steven	00:22			
REBOUND (OFF) by Varnado, Jarvis	00:22			
MISSED JUMPER by Varnado, Jarvis	00:20			
REBOUND (OFF) by Varnado, Jarvis	00:20			
GOOD! JUMPER by Varnado, Jarvis [PNT]	00:18	38-42	V 4	
TIMEOUT TEAM	00:18			
FOUL by Perry, Chris	00:17			
	00:17	38-43	V 5	GOOD! FT SHOT by Lee, Johnny
	00:17			MISSED FT SHOT by Lee, Johnny
REBOUND (DEF) by Turner, Steven	00:17			
GOOD! 3 PTR by Comage, Shavion	00:08	41-43	V 2	
ASSIST by Turner, Steven	00:08			
TIMEOUT TEAM	00:07			
FOUL by Harris, Craig	00:03			
	00:03	41-44	V 3	GOOD! FT SHOT by Lee, Johnny
	00:03			MISSED FT SHOT by Lee, Johnny
REBOUND (DEF) by Comage, Shavion	00:03			
MISSED 3 PTR by Comage, Shavion	00:00			
	00:00			REBOUND (DEF) by Kaminski, James

Official Basketball Box Score -- 1st Half
Martin Luther King vs Haywood
03/17/05 10:30 AM at Murphy Center, Murfreesboro, Tenn.

VISITORS: Martin Luther King 30-4

##	Player Name		TOT-FG FG-FGA	3-PT FG-FGA	FT-FTA	REBOUNDS OF	DE	TOT	PF	TP	A	TO	BLK	S	MIN
12	Lee, Johnny.....	*	1-3	0-1	0-0	0	0	0	1	2	1	3	0	0	7
20	Smith, Kristoffer...	*	3-8	0-2	0-0	0	3	3	1	6	0	0	0	0	16
34	Sims, Shawn.....	*	1-3	0-1	0-0	0	2	2	2	2	0	3	0	1	12
40	Hopson, John.....	*	2-3	0-0	1-2	0	3	3	3	5	1	2	0	0	13
42	Kaminski, James.....	*	0-0	0-0	1-3	0	4	4	2	1	0	1	0	1	12
22	Robinson, Gerald....		0-0	0-0	0-0	0	1	1	0	0	0	1	0	0	4
24	Patel, Amit.....		0-0	0-0	0-0	0	0	0	0	0	0	0	0	0	0
44	Dayton, Demario.....		0-1	0-0	0-0	0	1	1	0	0	0	0	0	1	4
50	Smith, Clarence.....		1-1	0-0	1-2	1	4	5	1	3	1	1	1	0	12
	TEAM.....						2	2				1			
	Totals.....		8-19	0-4	3-7	1	20	21	10	19	3	12	1	3	80

TOTAL FG% 1st Half: 8-19 42.1%
3-Pt. FG% 1st Half: 0-4 0.0%
F Throw % 1st Half: 3-7 42.9%

HOME TEAM: Haywood 30-4

##	Player Name		TOT-FG FG-FGA	3-PT FG-FGA	FT-FTA	REBOUNDS OF	DE	TOT	PF	TP	A	TO	BLK	S	MIN
10	Harris, Craig.....	*	1-4	1-1	0-0	2	2	4	1	3	0	1	0	2	16
15	Liggins, Lee.....	*	2-9	0-4	2-3	0	3	3	1	6	2	1	0	1	14
25	Perry, Chris.....	*	1-4	0-2	1-4	0	1	1	1	3	1	1	0	1	12
32	Varnado, Jarvis.....	*	0-4	0-0	1-4	3	4	7	2	1	0	2	4	0	16
50	Singleton, Carlos...	*	1-2	0-0	0-2	0	2	2	2	2	0	2	0	2	15
20	Comage, Shavion.....		0-0	0-0	0-0	0	0	0	0	0	0	0	0	0	1
22	Taylor, Ricky.....		0-0	0-0	0-0	0	0	0	0	0	0	0	0	0	0
35	Goodwin, D'mario....		0-0	0-0	0-0	0	0	0	1	0	0	1	0	0	2
52	Turner, Steven.....		0-3	0-1	0-0	1	1	2	1	0	0	0	0	0	4
	TEAM.....														
	Totals.....		5-26	1-8	4-13	6	13	19	9	15	3	8	4	6	80

TOTAL FG% 1st Half: 5-26 19.2%
3-Pt. FG% 1st Half: 1-8 12.5%
F Throw % 1st Half: 4-13 30.8%

Officials: Greg Porter, Charles Freeman, Rob Schutt
Technical fouls: Martin Luther King-None. Haywood-None.
Attendance:

Score by Periods	1st	2nd
Martin Luther King.....	9	10
Haywood.....	3	12

Official Basketball Box Score -- 2nd Half
Martin Luther King vs Haywood
03/17/05 10:30 AM at Murphy Center, Murfreesboro, Tenn.

VISITORS: Martin Luther King 30-4

##	Player Name		TOT-FG FG-FGA	3-PT FG-FGA	FT-FTA	REBOUNDS OF	DE	TOT	PF	TP	A	TO	BLK	S	MIN
12	Lee, Johnny.....	*	0-1	0-0	8-13	0	1	1	0	8	0	2	0	1	6
20	Smith, Kristoffer...	*	4-5	1-1	0-0	0	5	5	1	9	0	2	0	2	16
34	Sims, Shawn.....	*	0-1	0-0	0-0	0	0	0	0	0	0	0	0	0	3
40	Hopson, John.....	*	0-3	0-1	1-2	0	1	1	1	1	1	1	0	0	14
42	Kaminski, James.....	*	0-2	0-0	0-0	0	2	2	2	0	0	0	0	0	16
22	Robinson, Gerald....		0-3	0-0	0-0	0	1	1	1	0	1	0	0	0	2
24	Patel, Amit.....		0-0	0-0	0-0	0	0	0	0	0	0	0	0	0	1
44	Dayton, Demario.....		1-2	0-0	3-3	2	2	4	0	5	1	1	0	0	9
50	Smith, Clarence.....		1-1	0-0	0-0	1	1	2	1	2	1	0	0	0	13
	TEAM.....														
	Totals.....		6-18	1-2	12-18	3	13	16	6	25	4	6	0	3	80

TOTAL FG% 1st Half: 8-19 42.1% 2nd Half: 6-18 33.3% Game: 37.8%
3-Pt. FG% 1st Half: 0-4 0.0% 2nd Half: 1-2 50.0% Game: 16.7%
F Throw % 1st Half: 3-7 42.9% 2nd Half: 12-18 66.7% Game: 60.0%

HOME TEAM: Haywood 30-4

##	Player Name		TOT-FG FG-FGA	3-PT FG-FGA	FT-FTA	REBOUNDS OF	DE	TOT	PF	TP	A	TO	BLK	S	MIN
10	Harris, Craig.....	*	1-3	0-2	4-6	2	3	5	2	6	1	2	0	1	16
15	Liggins, Lee.....	*	0-6	0-3	0-0	0	1	1	4	0	1	1	0	1	11
25	Perry, Chris.....	*	3-7	0-1	1-2	3	0	3	4	7	1	1	0	1	16
32	Varnado, Jarvis.....	*	2-6	0-1	0-0	3	3	6	1	4	0	1	5	0	13
50	Singleton, Carlos...	*	1-1	1-1	0-0	0	3	3	1	3	1	1	1	0	15
20	Comage, Shavion.....		2-3	2-3	0-0	0	1	1	1	6	0	0	0	0	1
22	Taylor, Ricky.....		0-0	0-0	0-0	0	0	0	1	0	0	0	0	0	1
35	Goodwin, D'mario....		0-4	0-1	0-0	2	0	2	1	0	0	0	0	0	4
52	Turner, Steven.....		0-1	0-1	0-0	0	1	1	0	0	1	0	0	0	3
	TEAM.....						1	1							
	Totals.....		9-31	3-13	5-8	10	13	23	15	26	5	6	6	3	80

TOTAL FG% 1st Half: 5-26 19.2% 2nd Half: 9-31 29.0% Game: 24.6%
3-Pt. FG% 1st Half: 1-8 12.5% 2nd Half: 3-13 23.1% Game: 19.0%
F Throw % 1st Half: 4-13 30.8% 2nd Half: 5-8 62.5% Game: 42.9%

Officials: Greg Porter, Charles Freeman, Rob Schutt
Technical fouls: Martin Luther King-None. Haywood-None.
Attendance:

Score by Periods	1st	2nd	3rd	4th
Martin Luther King.....	9	10	9	16
Haywood.....	3	12	10	16

Martin Luther King vs Haywood (03/17/05 - Period 4 00:00)

POINTS OFF TURNOVERS	1	2	3	4	-	Tot
Martin Luther King.....	0	5	4	4	-	13
Haywood.....	1	4	3	1	-	9

POINTS IN PAINT	1	2	3	4	-	Tot
Martin Luther King.....	4	2	4	2	-	12
Haywood.....	2	6	4	4	-	16

2ND CHANCE POINTS	1	2	3	4	-	Tot
Martin Luther King.....	2	0	2	3	-	7
Haywood.....	1	3	2	3	-	9

FAST BREAK POINTS	1	2	3	4	-	Tot
Martin Luther King.....	0	0	0	0	-	0
Haywood.....	2	0	0	0	-	2

BENCH POINTS	1	2	3	4	-	Tot
Martin Luther King.....	3	0	4	3	-	10
Haywood.....	0	0	0	6	-	6

SCORE TIED BY	1	2	3	4	-	Tot
Martin Luther King.....	0	0	0	0	-	0
Haywood.....	1	0	0	0	-	1

LEAD GAINED BY	1	2	3	4	-	Tot
Martin Luther King.....	1	0	1	0	-	2
Haywood.....	1	0	1	0	-	2

Official Basketball Box Score
Bolivar Central vs Martin Luther King
03/18/05 5:15 PM at Murphy Center, Murfreesboro, Tenn.

VISITORS: Bolivar Central 28-5

##	Player Name		TOT-FG FG-FGA	3-PT FG-FGA	FT-FTA	REBOUNDS OF	DE	TOT	PF	TP	A	TO	BLK	S	MIN
00	Kemp, Olajuwon.....	*	4-8	0-0	2-4	3	4	7	2	10	0	0	0	1	27
01	Kemp, Willie.....	*	4-14	0-2	5-5	1	3	4	3	13	3	5	0	2	28
03	Murrell, Artemus....	*	0-1	0-1	1-2	0	0	0	2	1	0	2	0	1	29
04	Chism, Wayne.....	*	3-10	0-1	6-8	3	7	10	2	12	3	4	3	1	29
24	Robinson, Brandy....	*	3-4	0-0	1-1	3	4	7	1	7	0	1	0	2	27
10	Griffin, Jerry.....		0-0	0-0	0-0	0	0	0	1	0	0	1	0	0	4
21	Griggs, Jay.....		2-2	0-0	0-0	0	0	0	0	4	0	0	0	1	13
33	Rhodes, Jeremy.....		0-0	0-0	0-0	0	1	1	1	0	0	0	0	0	3
	TEAM.....						1	1							
	Totals.....		16-39	0-4	15-20	10	20	30	12	47	6	13	3	8	160

TOTAL FG% 1st Half: 5-19 26.3% 2nd Half: 11-20 55.0% Game: 41.0% DEADB
3-Pt. FG% 1st Half: 0-3 0.0% 2nd Half: 0-1 0.0% Game: 0.0% REBS
F Throw % 1st Half: 8-10 80.0% 2nd Half: 7-10 70.0% Game: 75.0% 0

HOME TEAM: Martin Luther King 30-5

##	Player Name		TOT-FG FG-FGA	3-PT FG-FGA	FT-FTA	REBOUNDS OF	DE	TOT	PF	TP	A	TO	BLK	S	MIN
12	Lee, Johnny.....	*	2-11	2-6	0-0	0	2	2	3	6	4	5	0	2	27
20	Smith, Kristoffer...	*	5-10	1-3	1-2	1	5	6	2	12	1	4	1	1	30
34	Sims, Shawn.....	*	0-2	0-2	0-0	0	1	1	2	0	0	0	0	0	4
40	Hopson, John.....	*	3-6	1-2	0-1	0	2	2	1	7	1	0	0	0	27
42	Kaminski, James.....	*	0-0	0-0	0-0	0	0	0	0	0	0	1	0	0	8
22	Robinson, Gerald....		2-3	0-0	0-0	0	0	0	1	4	1	2	0	0	14
24	Patel, Amit.....		0-0	0-0	0-0	0	0	0	0	0	0	0	0	0	2
44	Dayton, Demario.....		0-1	0-0	2-2	2	3	5	3	2	1	0	0	2	20
50	Smith, Clarence.....		6-7	0-0	1-2	0	4	4	4	13	0	0	1	1	28
	TEAM.....					1	1	2							
	Totals.....		18-40	4-13	4-7	4	18	22	16	44	8	12	2	6	160

TOTAL FG% 1st Half: 7-22 31.8% 2nd Half: 11-18 61.1% Game: 45.0% DEADB
3-Pt. FG% 1st Half: 1-7 14.3% 2nd Half: 3-6 50.0% Game: 30.8% REBS
F Throw % 1st Half: 1-2 50.0% 2nd Half: 3-5 60.0% Game: 57.1% 1

Officials: Bret Smith, William Byrd, Ronald Ward
Technical fouls: Bolivar Central-None. Martin Luther King-None.
Attendance:

Score by Periods	1st	2nd	3rd	4th		Total
Bolivar Central.....	7	11	13	16	-	47
Martin Luther King.....	8	8	18	10	-	44

Play-By-Play
Bolivar Central vs Martin Luther King
03/18/05 5:15 PM at Murphy Center, Murfreesboro, Tenn.

1st PERIOD Play-by-Play (Page 1)

HOME TEAM: Martin Luther King	TIME	SCORE	MAR	VISITORS: Bolivar Central
	07:42			MISSED JUMPER by Kemp, Olajuwon
REBOUND (DEF) by Sims, Shawn	07:42			
TIMEOUT 30sec	07:22			
MISSED 3 PTR by Sims, Shawn	07:14			
REBOUND (OFF) by (TEAM)	07:14			
GOOD! LAYUP by Smith, Kristoffer [PNT]	07:09	2-0	H 2	
ASSIST by Lee, Johnny	07:09			
	07:09			FOUL by Chism, Wayne
GOOD! FT SHOT by Smith, Kristoffer	07:09	3-0	H 3	
FOUL by Sims, Shawn	06:58			
	06:53	3-2	H 1	GOOD! JUMPER by Chism, Wayne
GOOD! 3 PTR by Smith, Kristoffer	06:40	6-2	H 4	
ASSIST by Hopson, John	06:40			
FOUL by Sims, Shawn	06:18			
FOUL by Lee, Johnny	06:12			
	06:12	6-3	H 3	GOOD! FT SHOT by Murrell, Artemus
	06:12			MISSED FT SHOT by Murrell, Artemus
	06:12			REBOUND (OFF) by Chism, Wayne
	06:10			MISSED JUMPER by Chism, Wayne
REBOUND (DEF) by Hopson, John	06:10			
TIMEOUT 30sec	06:06			
MISSED 3 PTR by Smith, Kristoffer	05:42			
	05:42			REBOUND (DEF) by Robinson, Brandy
	05:33			TURNOVR by Kemp, Willie
STEAL by Smith, Kristoffer	05:32			
MISSED 3 PTR by Lee, Johnny	05:20			
	05:20			REBOUND (DEF) by Chism, Wayne
	05:02			MISSED JUMPER by Chism, Wayne
	05:02			REBOUND (OFF) by Kemp, Olajuwon
	04:53			MISSED JUMPER by Kemp, Willie
	04:53			REBOUND (OFF) by Kemp, Willie
	04:40			MISSED 3 PTR by Chism, Wayne
REBOUND (DEF) by Lee, Johnny	04:40			
TIMEOUT TEAM	04:36			
	03:49			FOUL by Rhodes, Jeremy
GOOD! LAYUP by Smith, Clarence [PNT]	03:47	8-3	H 5	
ASSIST by Lee, Johnny	03:47			
	03:36	8-5	H 3	GOOD! JUMPER by Griggs, Jay
	03:36			ASSIST by Kemp, Willie
MISSED JUMPER by Smith, Kristoffer	03:19			
	03:19			REBOUND (DEF) by Rhodes, Jeremy
	02:50			MISSED JUMPER by Kemp, Willie
REBOUND (DEF) by Smith, Clarence	02:50			
MISSED 3 PTR by Lee, Johnny	02:38			
	02:38			REBOUND (DEF) by Kemp, Willie
	02:32			MISSED LAYUP by Kemp, Willie
BLOCK by Smith, Kristoffer	02:32			
REBOUND (DEF) by Smith, Clarence	02:32			
TURNOVR by Kaminski, James	02:28			
	01:45			MISSED 3 PTR by Murrell, Artemus
	01:45			REBOUND (OFF) by Robinson, Brandy
	01:40			MISSED JUMPER by Kemp, Willie
REBOUND (DEF) by Dayton, Demario	01:40			
MISSED JUMPER by Smith, Clarence	01:28			
	01:28			BLOCK by Chism, Wayne
	01:27			REBOUND (DEF) by Chism, Wayne
	01:09			MISSED JUMPER by Chism, Wayne
REBOUND (DEF) by Dayton, Demario	01:09			
	01:08			FOUL by Robinson, Brandy
FOUL by Smith, Kristoffer	00:10			
TURNOVR by Smith, Kristoffer	00:10			
	00:04	8-7	H 1	GOOD! LAYUP by Kemp, Willie [FB/PNT]

Martin Luther King 8, Bolivar Central 7

2nd PERIOD Play-by-Play (Page 1)

HOME TEAM: Martin Luther King	TIME	SCORE	MAR	VISITORS: Bolivar Central
FOUL by Lee, Johnny	07:49			
	07:49	8-8	T 1	GOOD! FT SHOT by Kemp, Willie
	07:49	8-9	V 1	GOOD! FT SHOT by Kemp, Willie
MISSED JUMPER by Lee, Johnny	07:22			
	07:22			REBOUND (DEF) by Kemp, Olajuwon
	07:05			MISSED JUMPER by Chism, Wayne
REBOUND (DEF) by Smith, Clarence	07:05			
TURNOVR by Smith, Kristoffer	06:47			
	06:47			STEAL by Griggs, Jay
	06:45			MISSED LAYUP by Kemp, Willie
	06:45			REBOUND (OFF) by Kemp, Olajuwon
FOUL by Dayton, Demario	06:43			
	06:43	8-10	V 2	GOOD! FT SHOT by Kemp, Olajuwon
	06:43	8-11	V 3	GOOD! FT SHOT by Kemp, Olajuwon
TIMEOUT TEAM	06:41			
MISSED JUMPER by Lee, Johnny	06:27			
	06:27			REBOUND (DEF) by Kemp, Willie
	06:18	8-13	V 5	GOOD! LAYUP by Kemp, Olajuwon [PNT]
	06:18			ASSIST by Chism, Wayne
MISSED 3 PTR by Lee, Johnny	05:55			
REBOUND (OFF) by Dayton, Demario	05:55			
MISSED JUMPER by Dayton, Demario	05:52			
REBOUND (OFF) by Smith, Kristoffer	05:52			
GOOD! JUMPER by Smith, Kristoffer [PNT]	05:50	10-13	V 3	
	05:25			TURNOVR by Chism, Wayne
STEAL by Dayton, Demario	05:24			
GOOD! JUMPER by Robinson, Gerald [PNT]	05:13	12-13	V 1	
	04:52			TURNOVR by Murrell, Artemus
STEAL by Dayton, Demario	04:52			
GOOD! JUMPER by Robinson, Gerald	04:08	14-13	H 1	
	03:53			MISSED JUMPER by Kemp, Willie
REBOUND (DEF) by Smith, Kristoffer	03:53			
MISSED JUMPER by Robinson, Gerald	03:35			
	03:35			REBOUND (DEF) by Chism, Wayne
FOUL by Smith, Clarence	03:32			
	03:32	14-14	T 2	GOOD! FT SHOT by Chism, Wayne
	03:32	14-15	V 1	GOOD! FT SHOT by Chism, Wayne
MISSED JUMPER by Hopson, John	03:14			
	03:14			REBOUND (DEF) by Robinson, Brandy
	03:05			TURNOVR by Robinson, Brandy
MISSED JUMPER by Smith, Kristoffer	02:49			
	02:49			REBOUND (DEF) by Chism, Wayne
	02:31	14-17	V 3	GOOD! JUMPER by Kemp, Willie [PNT]
TURNOVR by Smith, Kristoffer	02:07			
	02:06			STEAL by Chism, Wayne
	01:58			MISSED 3 PTR by Kemp, Willie
REBOUND (DEF) by Dayton, Demario	01:58			
MISSED JUMPER by Hopson, John	01:46			
	01:46			BLOCK by Chism, Wayne
	01:44			REBOUND (DEF) by Chism, Wayne
FOUL by Hopson, John	01:43			
	01:43	14-18	V 4	GOOD! FT SHOT by Chism, Wayne
	01:43			MISSED FT SHOT by Chism, Wayne
REBOUND (DEF) by Smith, Kristoffer	01:43			
GOOD! JUMPER by Hopson, John	01:23	16-18	V 2	
	01:23			FOUL by Chism, Wayne
MISSED FT SHOT by Hopson, John	01:23			
	01:23			REBOUND (DEF) by Kemp, Willie
	01:05			TURNOVR by Kemp, Willie
MISSED 3 PTR by Hopson, John	00:11			
	00:11			REBOUND (DEF) by Kemp, Olajuwon
	00:04			TURNOVR by Murrell, Artemus
STEAL by Smith, Clarence	00:02			
	00:01			FOUL by Kemp, Willie

Bolivar Central 18, Martin Luther King 16

3rd PERIOD Play-by-Play (Page 1)

HOME TEAM: Martin Luther King	TIME	SCORE	MAR	VISITORS: Bolivar Central
MISSED 3 PTR by Sims, Shawn	07:45			
	07:45			REBOUND (DEF) by Kemp, Olajuwon
	07:20			TURNOVR by Chism, Wayne

STEAL by Lee, Johnny	07:19			
GOOD! JUMPER by Smith, Kristoffer	06:54	18-18	T 3	
	06:31	18-20	V 2	GOOD! JUMPER by Robinson, Brandy
	06:31			ASSIST by Chism, Wayne
MISSED 3 PTR by Smith, Kristoffer	06:00			
	06:00			BLOCK by Chism, Wayne
	05:59			REBOUND (DEF) by (TEAM)
	05:54			FOUL by Kemp, Willie
	05:54			TURNOVR by Kemp, Willie
MISSED JUMPER by Lee, Johnny	05:40			
REBOUND (OFF) by Dayton, Demario	05:40			
	05:27			FOUL by Murrell, Artemus
GOOD! 3 PTR by Hopson, John	05:24	21-20	H 1	
ASSIST by Dayton, Demario	05:24			
	05:01			TURNOVR by Chism, Wayne
	04:36			FOUL by Kemp, Olajuwon
GOOD! FT SHOT by Dayton, Demario	04:36	22-20	H 2	
GOOD! FT SHOT by Dayton, Demario	04:36	23-20	H 3	
	04:21			MISSED JUMPER by Kemp, Willie
	04:21			REBOUND (OFF) by Kemp, Olajuwon
	04:16	23-22	H 1	GOOD! JUMPER by Kemp, Olajuwon [PNT]
GOOD! 3 PTR by Lee, Johnny	04:03	26-22	H 4	
	03:50			FOUL by Kemp, Willie
	03:50			TURNOVR by Kemp, Willie
GOOD! LAYUP by Smith, Clarence [PNT]	03:35	28-22	H 6	
ASSIST by Lee, Johnny	03:35			
	03:20			MISSED JUMPER by Kemp, Olajuwon
	03:20			REBOUND (OFF) by Robinson, Brandy
	03:19	28-24	H 4	GOOD! JUMPER by Robinson, Brandy [PNT]
FOUL by Smith, Clarence	03:19			
	03:19	28-25	H 3	GOOD! FT SHOT by Robinson, Brandy
TURNOVR by Smith, Kristoffer	03:04			
	03:03			STEAL by Murrell, Artemus
FOUL by Smith, Clarence	02:58			
	02:58	28-26	H 2	GOOD! FT SHOT by Chism, Wayne
	02:58	28-27	H 1	GOOD! FT SHOT by Chism, Wayne
GOOD! JUMPER by Hopson, John [PNT]	02:47	30-27	H 3	
	02:21	30-29	H 1	GOOD! JUMPER by Chism, Wayne
	02:03			FOUL by Griffin, Jerry
MISSED 3 PTR by Lee, Johnny	01:55			
	01:55			REBOUND (DEF) by Chism, Wayne
	01:47			TURNOVR by Griffin, Jerry
STEAL by Lee, Johnny	01:46			
GOOD! JUMPER by Smith, Clarence [PNT]	01:38	32-29	H 3	
	01:14			MISSED JUMPER by Chism, Wayne
BLOCK by Smith, Clarence	01:14			
	01:12			REBOUND (OFF) by Chism, Wayne
	01:11	32-31	H 1	GOOD! JUMPER by Chism, Wayne [PNT]
TURNOVR by Lee, Johnny	00:33			
	00:31			STEAL by Robinson, Brandy
	00:07			MISSED JUMPER by Robinson, Brandy
REBOUND (DEF) by Lee, Johnny	00:07			
GOOD! LAYUP by Smith, Clarence [PNT]	00:00	34-31	H 3	
ASSIST by Lee, Johnny	00:00			

Martin Luther King 34, Bolivar Central 31

4th PERIOD Play-by-Play (Page 1)

HOME TEAM: Martin Luther King	TIME	SCORE	MAR	VISITORS: Bolivar Central
MISSED JUMPER by Smith, Kristoffer	07:44			
	07:44			REBOUND (DEF) by Chism, Wayne
	07:22	34-33	H 1	GOOD! JUMPER by Robinson, Brandy [PNT]
MISSED JUMPER by Lee, Johnny	07:03			
	07:03			REBOUND (DEF) by Robinson, Brandy
	06:56	34-35	V 1	GOOD! JUMPER by Kemp, Willie
GOOD! 3 PTR by Lee, Johnny	06:26	37-35	H 2	
ASSIST by Smith, Kristoffer	06:26			
	06:18			TIMEOUT TEAM
	06:10	37-37	T 4	GOOD! JUMPER by Griggs, Jay
	06:10			ASSIST by Kemp, Willie
	05:48			FOUL by Kemp, Olajuwon
MISSED FT SHOT by Smith, Clarence	05:48			
REBOUND (OFF) by (DEADBALL)	05:48			
GOOD! FT SHOT by Smith, Clarence	05:48	38-37	H 1	

FOUL by Lee, Johnny	05:24			
	05:24	38-38	T 5	GOOD! FT SHOT by Kemp, Willie
	05:24	38-39	V 1	GOOD! FT SHOT by Kemp, Willie
TURNOVR by Lee, Johnny	05:06			
	05:06			STEAL by Robinson, Brandy
	04:59			MISSED JUMPER by Kemp, Olajuwon
REBOUND (DEF) by Hopson, John	04:59			
TURNOVR by Robinson, Gerald	04:41			
	04:34	38-41	V 3	GOOD! DUNK by Kemp, Olajuwon [PNT]
	04:34			ASSIST by Chism, Wayne
FOUL by Dayton, Demario	04:33			
	04:33			MISSED FT SHOT by Kemp, Olajuwon
REBOUND (DEF) by (TEAM)	04:33			
MISSED JUMPER by Lee, Johnny	04:17			
	04:17			REBOUND (DEF) by Robinson, Brandy
	04:02	38-43	V 5	GOOD! LAYUP by Kemp, Olajuwon [PNT]
	04:02			ASSIST by Kemp, Willie
TIMEOUT TEAM	03:48			
GOOD! JUMPER by Smith, Kristoffer	03:35	40-43	V 3	
FOUL by Dayton, Demario	03:27			
	03:12			MISSED 3 PTR by Kemp, Willie
REBOUND (DEF) by Smith, Kristoffer	03:12			
GOOD! LAYUP by Smith, Clarence [PNT]	03:02	42-43	V 1	
ASSIST by Robinson, Gerald	03:02			
	02:50			MISSED LAYUP by Kemp, Willie
REBOUND (DEF) by Smith, Clarence	02:50			
GOOD! JUMPER by Smith, Clarence [PNT]	02:38	44-43	H 1	
	02:26			MISSED JUMPER by Kemp, Olajuwon
REBOUND (DEF) by Smith, Kristoffer	02:26			
	02:25			FOUL by Murrell, Artemus
MISSED FT SHOT by Smith, Kristoffer	02:25			
	02:25			REBOUND (DEF) by Kemp, Olajuwon
	02:06			MISSED JUMPER by Chism, Wayne
REBOUND (DEF) by Smith, Kristoffer	02:06			
TURNOVR by Robinson, Gerald	01:43			
	01:42			STEAL by Kemp, Willie
	01:42	44-45	V 1	GOOD! LAYUP by Kemp, Willie [FB/PNT]
FOUL by Robinson, Gerald	01:42			
	01:42	44-46	V 2	GOOD! FT SHOT by Kemp, Willie
TURNOVR by Lee, Johnny	01:23			
	01:22			STEAL by Kemp, Willie
	01:13			TURNOVR by Kemp, Willie
TURNOVR by Lee, Johnny	00:55			
	00:54			STEAL by Kemp, Olajuwon
	00:48			TIMEOUT 30sec
	00:29			TURNOVR by Chism, Wayne
TURNOVR by Lee, Johnny	00:09			
FOUL by Smith, Kristoffer	00:08			
	00:08	44-47	V 3	GOOD! FT SHOT by Chism, Wayne
	00:08			MISSED FT SHOT by Chism, Wayne
	00:08			REBOUND (OFF) by Robinson, Brandy
FOUL by Smith, Clarence	00:02			
	00:02			MISSED FT SHOT by Kemp, Olajuwon
	00:02			REBOUND (OFF) by Chism, Wayne

Bolivar Central 47, Martin Luther King 44

2004 Class AA State Boys' Basketball Tournament

March 17 - March 20, 2004 · Murphy Center - MTSU - Murfreesboro, TN

N. MLK (24-6) 41

Game 1
Wed. Mar. 17 7:00 PM

Knoxville Fulton (23-11) 32

Bolivar Central (28-4) 39

Game 2
Wed. Mar. 17 8:45 PM

Raleigh Egypt (30-4) 38

J. South Side (18-10) 58

Game 3
Thu. Mar. 18 10:30 AM

Haywood (26-8) 56

Alcoa (28-6) 54

Game 4
Thu. Mar. 18 12:15 PM

McMinn Central (24-13) 50

N. MLK 36

OT
Game 5
Fri. Mar. 19 2:00 PM

Bolivar Central 39

J. South Side 70

Game 6
Fri. Mar. 19 5:15 PM

Alcoa 49

Bolivar Central 80

Game 7
Sat. Mar. 20 5:00 PM

J. South Side 60

Bolivar Central

STATE CHAMPION

Official Basketball Box Score
Martin Luther King Royals vs Fulton Falcons
03/17/04 7:00 p.m. at Murfreesboro, TN

VISITORS: Martin Luther King Royals 25-6

##	Player Name		TOT-FG FG-FGA	3-PT FG-FGA	FT-FTA	REBOUNDS OF	DE	TOT	PF	TP	A	TO	BLK	S	MIN
12	Lee, Johnny.....	*	6-10	2-3	8-10	0	5	5	2	22	3	3	0	1	32
20	Donaldson, Virgil...	*	0-1	0-0	0-0	0	1	1	4	0	2	3	0	1	11
30	Smith, Kris.....	*	1-5	0-1	2-2	0	1	1	1	4	0	2	0	3	21
32	Dayton, Demario.....	*	1-2	0-0	0-0	0	3	3	1	2	0	0	0	1	23
34	Simms, Shawn.....	*	0-2	0-2	0-0	0	1	1	0	0	0	1	0	0	7
14	Moore, Davaris.....		1-2	0-0	1-1	0	0	0	1	3	2	3	0	0	13
22	Robinson, Gerald....		0-0	0-0	0-0	0	0	0	0	0	0	1	0	0	1
40	Hobson, John.....		4-5	0-0	0-0	1	2	3	1	8	0	3	0	2	26
44	League, Saeed.....		0-0	0-0	0-0	1	0	1	0	0	0	0	0	0	2
50	Smith, Clarance.....		1-2	0-0	0-0	0	5	5	2	2	0	0	2	0	24
	TEAM.....						1	1							
	Totals.....		14-29	2-6	11-13	2	19	21	12	41	7	16	2	8	160

TOTAL FG% 1st Half: 7-17 41.2% 2nd Half: 7-12 58.3% Game: 48.3% DEADB
3-Pt. FG% 1st Half: 2-6 33.3% 2nd Half: 0-0 0.0% Game: 33.3% REBS
F Throw % 1st Half: 1-2 50.0% 2nd Half: 10-11 90.9% Game: 84.6% 0

HOME TEAM: Fulton Falcons 23-12

##	Player Name		TOT-FG FG-FGA	3-PT FG-FGA	FT-FTA	REBOUNDS OF	DE	TOT	PF	TP	A	TO	BLK	S	MIN
10	Wilkerson, Brandon..	*	2-7	0-2	0-0	0	1	1	2	4	0	1	0	0	21
32	Bryant, Wade.....	*	1-6	1-4	1-2	0	3	3	1	4	1	1	1	0	24
34	Reeves, Rushawn.....	*	3-6	0-0	0-0	3	4	7	1	6	1	4	0	3	30
42	McGinnis, Tory.....	*	2-9	0-2	0-0	1	2	3	2	4	1	2	1	0	21
44	Cooper, Tony.....	*	1-4	0-0	2-4	1	5	6	2	4	0	1	0	0	28
22	Pitchford, Chris....		0-1	0-0	0-0	0	0	0	0	0	0	0	0	0	4
24	Patton, Marques.....		1-1	0-0	0-0	1	0	1	1	2	0	1	0	1	9
30	Ray, Isaiah.....		3-6	0-0	0-0	0	0	0	0	6	0	2	0	0	11
40	Martin, Tony.....		0-0	0-0	0-0	0	0	0	0	0	1	1	0	2	4
50	Dobson, Michael.....		1-2	0-1	0-0	2	0	2	2	2	1	0	0	0	8
	TEAM.....					1		1							
	Totals.....		14-42	1-9	3-6	9	15	24	11	32	5	13	2	6	160

TOTAL FG% 1st Half: 6-20 30.0% 2nd Half: 8-22 36.4% Game: 33.3% DEADB
3-Pt. FG% 1st Half: 1-5 20.0% 2nd Half: 0-4 0.0% Game: 11.1% REBS
F Throw % 1st Half: 2-4 50.0% 2nd Half: 1-2 50.0% Game: 50.0% 3

Officials:
Technical fouls: Martin Luther King Royals-None. Fulton Falcons-None.
Attendance:

Score by Periods	1st	2nd	3rd	4th		Total
Martin Luther King Royals.....	12	5	12	12	-	41
Fulton Falcons.....	5	10	9	8	-	32

Play-By-Play
Martin Luther King Royals vs Fulton Falcons
03/17/04 7:00 p.m. at Murfreesboro, TN

1st PERIOD Play-by-Play (Page 1)

HOME TEAM: Fulton Falcons	TIME	SCORE	MAR	VISITORS: Martin Luther King R
	07:38			TIMEOUT 30sec
	07:24			MISSED LAYUP by Donaldson, Virgil
REBOUND (DEF) by Reeves, Rushawn	07:24			
MISSED JUMPER by McGinnis, Tory	07:16			
	07:16			REBOUND (DEF) by Simms, Shawn
	06:51	0-2	V 2	GOOD! JUMPER by Lee, Johnny
	06:51			ASSIST by Donaldson, Virgil
	06:34			FOUL by Lee, Johnny
MISSED FT SHOT by Cooper, Tony	06:34			
REBOUND (OFF) by (DEADBALL)	06:34			
GOOD! FT SHOT by Cooper, Tony	06:34	1-2	V 1	
	06:21			TURNOVR by Donaldson, Virgil
MISSED LAYUP by Cooper, Tony	06:07			
	06:07			REBOUND (DEF) by Smith, Kris
	05:33			MISSED 3 PTR by Simms, Shawn
REBOUND (DEF) by Reeves, Rushawn	05:33			
GOOD! 3 PTR by Bryant, Wade	05:21	4-2	H 2	
ASSIST by McGinnis, Tory	05:21			
	05:16			TIMEOUT 30sec
	05:00			MISSED 3 PTR by Simms, Shawn
REBOUND (DEF) by Bryant, Wade	05:00			
MISSED 3 PTR by Bryant, Wade	04:45			
	04:45			REBOUND (DEF) by Lee, Johnny
	04:22			MISSED 3 PTR by Lee, Johnny
REBOUND (DEF) by Bryant, Wade	04:22			
	04:09			FOUL by Dayton, Demario
MISSED JUMPER by Reeves, Rushawn	04:07			
	04:07			BLOCK by Smith, Clarance
	04:04			REBOUND (DEF) by Donaldson, Virgil
	03:19			MISSED JUMPER by Smith, Clarance
REBOUND (DEF) by McGinnis, Tory	03:19			
	03:05			FOUL by Donaldson, Virgil
MISSED FT SHOT by Cooper, Tony	03:05			
REBOUND (OFF) by (DEADBALL)	03:05			
GOOD! FT SHOT by Cooper, Tony	03:05	5-2	H 3	
	02:48			MISSED 3 PTR by Smith, Kris
REBOUND (DEF) by Cooper, Tony	02:48			
MISSED 3 PTR by Wilkerson, Brandon	02:35			
	02:35			REBOUND (DEF) by Hobson, John
	02:15			MISSED JUMPER by Hobson, John
	02:15			REBOUND (OFF) by Hobson, John
	02:11	5-5	T 1	GOOD! 3 PTR by Lee, Johnny
	02:11			ASSIST by Moore, Davaris
TURNOVR by McGinnis, Tory	01:59			
	01:24	5-7	V 2	GOOD! JUMPER by Lee, Johnny [PNT]
MISSED JUMPER by McGinnis, Tory	01:05			
	01:05			REBOUND (DEF) by Smith, Clarance
	00:55	5-10	V 5	GOOD! 3 PTR by Lee, Johnny
	00:55			ASSIST by Moore, Davaris
TURNOVR by Reeves, Rushawn	00:32			
	00:31			STEAL by Smith, Kris
	00:02	5-12	V 7	GOOD! LAYUP by Smith, Clarance [PNT]
	00:02			ASSIST by Lee, Johnny

Martin Luther King Royals 12, Fulton Falcons 5

2nd PERIOD Play-by-Play (Page 1)

HOME TEAM: Fulton Falcons	TIME	SCORE	MAR	VISITORS: Martin Luther King R
TURNOVR by Reeves, Rushawn	07:44			
	07:44			STEAL by Hobson, John
	07:44			TURNOVR by Hobson, John
STEAL by Patton, Marques	07:44			
MISSED JUMPER by Ray, Isaiah	07:44			
REBOUND (OFF) by Reeves, Rushawn	07:44			

	07:12			TIMEOUT TEAM
MISSED JUMPER by Ray, Isaiah	06:44			
REBOUND (OFF) by Dobson, Michael	06:44			
GOOD! LAYUP by Cooper, Tony [PNT]	06:40	7-12	V 5	
ASSIST by Dobson, Michael	06:40			
	06:22			MISSED JUMPER by Smith, Kris
REBOUND (DEF) by Cooper, Tony	06:22			
GOOD! JUMPER by Ray, Isaiah	06:11	9-12	V 3	
	05:47	9-14	V 5	GOOD! JUMPER by Lee, Johnny
MISSED JUMPER by Ray, Isaiah	05:28			
REBOUND (OFF) by Patton, Marques	05:28			
MISSED 3 PTR by Dobson, Michael	05:20			
	05:20			REBOUND (DEF) by Lee, Johnny
FOUL by Dobson, Michael	04:23			
	04:21			TURNOVR by Robinson, Gerald
MISSED JUMPER by Wilkerson, Brandon	04:01			
	04:01			REBOUND (DEF) by Smith, Clarance
	03:28			MISSED JUMPER by Lee, Johnny
	03:28			REBOUND (OFF) by League, Saeed
	03:24			TURNOVR by Lee, Johnny
STEAL by Martin, Tony	03:23			
GOOD! LAYUP by Patton, Marques [FB/PNT]	03:19	11-14	V 3	
ASSIST by Martin, Tony	03:19			
	03:00			FOUL by Donaldson, Virgil
	03:00			TURNOVR by Donaldson, Virgil
TURNOVR by Patton, Marques	02:51			
	02:46			STEAL by Lee, Johnny
FOUL by Dobson, Michael	02:46			
	02:46	11-15	V 4	GOOD! FT SHOT by Lee, Johnny
	02:46			MISSED FT SHOT by Lee, Johnny
REBOUND (DEF) by Bryant, Wade	02:46			
GOOD! LAYUP by Wilkerson, Brandon [PNT]	02:38	13-15	V 2	
	02:14			MISSED JUMPER by Lee, Johnny
REBOUND (DEF) by Wilkerson, Brandon	02:14			
	02:00			FOUL by Smith, Clarance
MISSED 3 PTR by Bryant, Wade	01:56			
	01:56			REBOUND (DEF) by Lee, Johnny
	01:37			TURNOVR by Moore, Davaris
STEAL by Martin, Tony	01:36			
MISSED JUMPER by Wilkerson, Brandon	01:28			
	01:28			REBOUND (DEF) by Lee, Johnny
	01:22			TURNOVR by Lee, Johnny
TIMEOUT 30sec	01:13			
	01:01			FOUL by Donaldson, Virgil
MISSED JUMPER by Bryant, Wade	00:51			
REBOUND (OFF) by (TEAM)	00:51			
GOOD! JUMPER by Ray, Isaiah	00:27	15-15	T 2	
	00:01	15-17	V 2	GOOD! LAYUP by Dayton, Demario [PNT]
	00:01			ASSIST by Donaldson, Virgil

Martin Luther King Royals 17, Fulton Falcons 15

3rd PERIOD Play-by-Play (Page 1)

HOME TEAM: Fulton Falcons	TIME	SCORE	MAR	VISITORS: Martin Luther King R
TURNOVR by Cooper, Tony	07:42			
	07:41			STEAL by Smith, Kris
	06:51	15-19	V 4	GOOD! JUMPER by Smith, Kris [PNT]
MISSED 3 PTR by McGinnis, Tory	06:39			
	06:39			REBOUND (DEF) by Dayton, Demario
	06:25			TURNOVR by Donaldson, Virgil
	06:21			TIMEOUT TEAM
	06:12			FOUL by Donaldson, Virgil
MISSED JUMPER by Bryant, Wade	06:09			
	06:09			REBOUND (DEF) by Lee, Johnny
	06:02			TURNOVR by Lee, Johnny
TURNOVR by Martin, Tony	06:02			
	05:47			MISSED JUMPER by Lee, Johnny
REBOUND (DEF) by Reeves, Rushawn	05:47			
MISSED JUMPER by McGinnis, Tory	05:31			
	05:31			REBOUND (DEF) by Dayton, Demario
	05:14	15-21	V 6	GOOD! JUMPER by Hobson, John [PNT]
	05:14			ASSIST by Lee, Johnny
	04:52			FOUL by Smith, Kris

MISSED FT SHOT by Bryant, Wade	04:52			
REBOUND (OFF) by (DEADBALL)	04:52			
GOOD! FT SHOT by Bryant, Wade	04:52	16-21	V 5	
FOUL by Wilkerson, Brandon	04:44			
	04:42			TURNOVR by Simms, Shawn
MISSED LAYUP by Reeves, Rushawn	04:36			
REBOUND (OFF) by McGinnis, Tory	04:36			
MISSED JUMPER by McGinnis, Tory	04:33			
	04:33			REBOUND (DEF) by Dayton, Demario
	04:21			MISSED JUMPER by Moore, Davaris
REBOUND (DEF) by McGinnis, Tory	04:21			
MISSED 3 PTR by Bryant, Wade	04:07			
REBOUND (OFF) by Reeves, Rushawn	04:07			
GOOD! LAYUP by Reeves, Rushawn [PNT]	04:03	18-21	V 3	
FOUL by Bryant, Wade	03:35			
	03:35	18-22	V 4	GOOD! FT SHOT by Lee, Johnny
	03:35	18-23	V 5	GOOD! FT SHOT by Lee, Johnny
TURNOVR by McGinnis, Tory	03:19			
	02:40			MISSED JUMPER by Smith, Kris
BLOCK by McGinnis, Tory	02:40			
REBOUND (DEF) by Reeves, Rushawn	02:37			
TURNOVR by Ray, Isaiah	02:30			
	02:29			STEAL by Hobson, John
	02:26	18-25	V 7	GOOD! JUMPER by Hobson, John
TIMEOUT TEAM	02:15			
GOOD! LAYUP by McGinnis, Tory [PNT]	02:01	20-25	V 5	
ASSIST by Bryant, Wade	02:01			
	01:46	20-27	V 7	GOOD! JUMPER by Hobson, John
	01:46			ASSIST by Lee, Johnny
	01:39			FOUL by Hobson, John
GOOD! JUMPER by Reeves, Rushawn [PNT]	01:25	22-27	V 5	
	01:00			TURNOVR by Smith, Kris
STEAL by Reeves, Rushawn	00:59			
MISSED JUMPER by McGinnis, Tory	00:41			
	00:41			REBOUND (DEF) by (TEAM)
FOUL by Cooper, Tony	00:22			
	00:22	22-28	V 6	GOOD! FT SHOT by Lee, Johnny
	00:22	22-29	V 7	GOOD! FT SHOT by Lee, Johnny
MISSED JUMPER by Wilkerson, Brandon	00:04			
REBOUND (OFF) by Reeves, Rushawn	00:04			
GOOD! LAYUP by Reeves, Rushawn [PNT]	00:01	24-29	V 5	

Martin Luther King Royals 29, Fulton Falcons 24

4th PERIOD Play-by-Play (Page 1)

HOME TEAM: Fulton Falcons	TIME	SCORE	MAR	VISITORS: Martin Luther King R
	07:18	24-31	V 7	GOOD! LAYUP by Moore, Davaris [PNT]
FOUL by Cooper, Tony	07:18			
	07:18	24-32	V 8	GOOD! FT SHOT by Moore, Davaris
GOOD! JUMPER by Dobson, Michael	07:07	26-32	V 6	
FOUL by Patton, Marques	06:43			
	06:38			TURNOVR by Moore, Davaris
STEAL by Reeves, Rushawn	06:37			
GOOD! JUMPER by Ray, Isaiah [PNT]	06:22	28-32	V 4	
	06:10			TIMEOUT TEAM
	05:57			TURNOVR by Hobson, John
TURNOVR by Ray, Isaiah	05:43			
	05:42			STEAL by Donaldson, Virgil
FOUL by Reeves, Rushawn	05:40			
	05:26			TURNOVR by Moore, Davaris
	05:21			FOUL by Moore, Davaris
MISSED JUMPER by Pitchford, Chris	05:06			
REBOUND (OFF) by Dobson, Michael	05:06			
	05:02			FOUL by Lee, Johnny
TURNOVR by Bryant, Wade	04:47			
	04:28			MISSED JUMPER by Dayton, Demario
BLOCK by Bryant, Wade	04:28			
REBOUND (DEF) by Cooper, Tony	04:28			
	04:28			FOUL by Smith, Clarance
GOOD! JUMPER by Wilkerson, Brandon [PNT]	04:16	30-32	V 2	
	03:54	30-34	V 4	GOOD! JUMPER by Lee, Johnny [PNT]
TURNOVR by Reeves, Rushawn	03:43			
	03:42			STEAL by Smith, Kris

	03:18			MISSED JUMPER by Smith, Kris
REBOUND (DEF) by Cooper, Tony	03:18			
MISSED JUMPER by Reeves, Rushawn	03:02			
	03:02			REBOUND (DEF) by Smith, Clarance
	02:24	30-36	V 6	GOOD! JUMPER by Hobson, John [PNT]
TURNOVR by Reeves, Rushawn	02:11			
	02:10			STEAL by Dayton, Demario
	02:04			TURNOVR by Smith, Kris
MISSED JUMPER by Cooper, Tony	01:56			
	01:56			BLOCK by Smith, Clarance
REBOUND (OFF) by Cooper, Tony	01:53			
MISSED JUMPER by Cooper, Tony	01:50			
	01:50			REBOUND (DEF) by Hobson, John
	01:47			TURNOVR by Hobson, John
STEAL by Reeves, Rushawn	01:46			
GOOD! LAYUP by McGinnis, Tory [PNT]	01:42	32-36	V 4	
ASSIST by Reeves, Rushawn	01:42			
	01:33			TIMEOUT TEAM
FOUL by McGinnis, Tory	00:59			
	00:59	32-37	V 5	GOOD! FT SHOT by Smith, Kris
	00:59	32-38	V 6	GOOD! FT SHOT by Smith, Kris
MISSED 3 PTR by Wilkerson, Brandon	00:47			
	00:47			REBOUND (DEF) by Smith, Clarance
FOUL by McGinnis, Tory	00:42			
	00:42	32-39	V 7	GOOD! FT SHOT by Lee, Johnny
	00:42	32-40	V 8	GOOD! FT SHOT by Lee, Johnny
MISSED 3 PTR by McGinnis, Tory	00:36			
	00:36			REBOUND (DEF) by Smith, Clarance
FOUL by Wilkerson, Brandon	00:25			
	00:25	32-41	V 9	GOOD! FT SHOT by Lee, Johnny
	00:25			MISSED FT SHOT by Lee, Johnny
REBOUND (DEF) by Cooper, Tony	00:25			
TURNOVR by Wilkerson, Brandon	00:20			

Martin Luther King Royals 41, Fulton Falcons 32

Martin Luther King Royals vs Fulton Falcons (03/17/04 - Period 4 00:00)

POINTS OFF TURNOVERS	1	2	3	4 -	Tot
Martin Luther King Royal	4	1	4	0 -	9
Fulton Falcons.....	0	6	0	4 -	10

POINTS IN PAINT	1	2	3	4 -	Tot
Martin Luther King Royal	4	2	4	6 -	16
Fulton Falcons.....	0	6	8	6 -	20

2ND CHANCE POINTS	1	2	3	4 -	Tot
Martin Luther King Royal	3	0	0	0 -	3
Fulton Falcons.....	0	4	4	0 -	8

FAST BREAK POINTS	1	2	3	4 -	Tot
Martin Luther King Royal	0	0	0	0 -	0
Fulton Falcons.....	0	2	0	0 -	2

BENCH POINTS	1	2	3	4 -	Tot
Martin Luther King Royal	2	0	6	5 -	13
Fulton Falcons.....	0	6	0	4 -	10

SCORE TIED BY	1	2	3	4 -	Tot
Martin Luther King Royal	1	0	0	0 -	1
Fulton Falcons.....	0	1	0	0 -	1

LEAD GAINED BY	1	2	3	4 -	Tot
Martin Luther King Royal	1	0	0	0 -	1
Fulton Falcons.....	1	0	0	0 -	1

Official Basketball Box Score
Bolivar Tigers vs Martin Luther King Royals
03/19/04 2:00 p.m. at Murfreesboro, Tenn. (Murphy Center)

VISITORS: Bolivar Tigers 30-4

##	Player Name		TOT-FG FG-FGA	3-PT FG-FGA	FT-FTA	REBOUNDS OF	DE	TOT	PF	TP	A	TO	BLK	S	MIN
01	Kemp, Willie.....	*	7-10	0-0	0-0	0	0	0	3	14	3	3	0	2	36
10	Walker, JoJuan.....	*	2-6	0-2	0-0	1	3	4	3	4	0	2	1	1	35
20	Becton, Kyle.....	*	2-5	0-3	0-1	0	0	0	2	4	1	0	0	1	33
32	Kemp, Olajuwon.....	*	0-2	0-0	0-0	0	1	1	2	0	0	0	0	0	16
33	Lake, Brian.....	*	8-14	0-1	1-4	4	9	13	3	17	1	5	3	4	36
03	Murrell, Artemus....		0-0	0-0	0-0	0	0	0	0	0	0	0	0	0	1
30	Beauregard, Demetric		0-0	0-0	0-0	0	1	1	1	0	0	1	0	0	3
44	Taylor, David.....		0-3	0-2	0-0	0	2	2	2	0	2	1	0	0	20
	TEAM.....						1	1							
	Totals.....		19-40	0-8	1-5	5	17	22	16	39	7	12	4	8	180

TOTAL FG% 1st Half:	7-19	36.8%	2nd Half:	11-19	57.9%	OT:	1-2	50.0%	Game:	47.5%	DEADB
3-Pt. FG% 1st Half:	0-4	0.0%	2nd Half:	0-3	0.0%	OT:	0-1	0.0%	Game:	0.0%	REBS
F Throw % 1st Half:	0-0	0.0%	2nd Half:	0-0	0.0%	OT:	1-5	20.0%	Game:	20.0%	1

HOME TEAM: Martin Luther King Royals 25-7

##	Player Name		TOT-FG FG-FGA	3-PT FG-FGA	FT-FTA	REBOUNDS OF	DE	TOT	PF	TP	A	TO	BLK	S	MIN
05	Smith, Kris.....	*	0-1	0-1	0-0	0	1	1	1	0	1	1	0	1	16
12	Lee, Johnny.....	*	3-10	2-4	0-0	0	1	1	0	8	4	2	0	0	29
20	Donaldson, Virgil...	*	1-2	1-1	1-2	0	2	2	1	4	0	2	0	0	13
32	Dayton, Demario.....	*	5-9	0-0	0-0	2	2	4	0	10	0	2	0	1	36
34	Simms, Shawn.....	*	0-0	0-0	0-0	0	0	0	0	0	0	0	0	0	8
14	Moore, Davaris.....		0-2	0-0	1-2	0	1	1	1	1	0	1	0	1	14
22	Robinson, Gerald....		0-0	0-0	1-2	0	0	0	1	1	0	1	0	0	10
24	Patel, Amit.....		0-0	0-0	0-0	0	0	0	1	0	0	0	0	0	1
40	Hobson, John.....		2-7	0-2	2-2	1	5	6	3	6	0	5	0	0	27
44	League, Saeed.....		0-0	0-0	0-0	0	1	1	0	0	1	1	0	0	4
50	Smith, Clarance.....		3-5	0-0	0-0	1	4	5	1	6	1	1	0	1	22
	TEAM.....					3	2	5							
	Totals.....		14-36	3-8	5-8	7	19	26	9	36	7	16	0	4	180

TOTAL FG% 1st Half:	5-11	45.5%	2nd Half:	9-23	39.1%	OT:	0-2	0.0%	Game:	38.9%	DEADB
3-Pt. FG% 1st Half:	1-3	33.3%	2nd Half:	2-5	40.0%	OT:	0-0	0.0%	Game:	37.5%	REBS
F Throw % 1st Half:	4-6	66.7%	2nd Half:	1-2	50.0%	OT:	0-0	0.0%	Game:	62.5%	1

Officials:
Technical fouls: Bolivar Tigers-None. Martin Luther King Royals-None.
Attendance:

Score by Periods	1st	2nd	3rd	4th	OT		Total
Bolivar Tigers.....	6	8	10	12	3	-	39
Martin Luther King Royals.....	6	9	6	15	0	-	36

Play-By-Play
Bolivar Tigers vs Martin Luther King Royals
03/19/04 2:00 p.m. at Murfreesboro, Tenn. (Murphy Center)

1st PERIOD Play-by-Play (Page 1)

HOME TEAM: Martin Luther King R	TIME	SCORE	MAR	VISITORS: Bolivar Tigers
TIMEOUT 30sec	07:36			
GOOD! JUMPER by Dayton, Demario	07:04	2-0	H 2	
	06:58	2-2	T 1	GOOD! LAYUP by Walker, JoJuan [PNT]
	06:58			ASSIST by Kemp, Willie
	06:23			FOUL by Becton, Kyle
GOOD! FT SHOT by Donaldson, Virgil	06:23	3-2	H 1	
MISSED FT SHOT by Donaldson, Virgil	06:23			
	06:23			REBOUND (DEF) by Lake, Brian
	06:09			MISSED JUMPER by Kemp, Olajuwon
	06:09			REBOUND (OFF) by Lake, Brian
	06:06			MISSED JUMPER by Lake, Brian
	06:06			REBOUND (OFF) by Walker, JoJuan
	06:02	3-4	V 1	GOOD! JUMPER by Walker, JoJuan [PNT]
TIMEOUT 30sec	05:54			
TURNOVR by Donaldson, Virgil	05:10			
	05:08			STEAL by Kemp, Willie
	05:06			MISSED DUNK by Lake, Brian
REBOUND (DEF) by Smith, Kris	05:06			
TURNOVR by Lee, Johnny	04:54			
	04:52			STEAL by Kemp, Willie
	04:50	3-6	V 3	GOOD! LAYUP by Kemp, Willie [PNT]
TURNOVR by Donaldson, Virgil	04:29			
	04:29			STEAL by Lake, Brian
	04:29			FOUL by Becton, Kyle
	04:10			TURNOVR by Lake, Brian
MISSED JUMPER by Hobson, John	03:52			
REBOUND (OFF) by (TEAM)	03:52			
MISSED JUMPER by Dayton, Demario	03:49			
	03:49			REBOUND (DEF) by Lake, Brian
	03:34			MISSED JUMPER by Kemp, Olajuwon
REBOUND (DEF) by League, Saeed	03:34			
TURNOVR by League, Saeed	03:14			
	03:13			STEAL by Lake, Brian
	03:10			TURNOVR by Kemp, Willie
	02:48			FOUL by Kemp, Olajuwon
MISSED FT SHOT by Moore, Davaris	02:48			
REBOUND (OFF) by (DEADBALL)	02:48			
GOOD! FT SHOT by Moore, Davaris	02:48	4-6	V 2	
	02:26			MISSED 3 PTR by Walker, JoJuan
REBOUND (DEF) by (TEAM)	02:26			
MISSED JUMPER by Moore, Davaris	02:03			
	02:03			REBOUND (DEF) by Lake, Brian
	01:48			MISSED JUMPER by Kemp, Willie
REBOUND (DEF) by Dayton, Demario	01:48			
	01:47			FOUL by Kemp, Willie
GOOD! LAYUP by Smith, Clarance [PNT]	01:19	6-6	T 2	
ASSIST by League, Saeed	01:19			
	01:00			MISSED JUMPER by Walker, JoJuan
REBOUND (DEF) by Smith, Clarance	01:00			
	00:30			TURNOVR by Taylor, David
	00:05			MISSED 3 PTR by Becton, Kyle
REBOUND (DEF) by Hobson, John	00:05			
MISSED 3 PTR by Hobson, John	00:00			
	00:00			REBOUND (DEF) by (TEAM)

Martin Luther King Royals 6, Bolivar Tigers 6

2nd PERIOD Play-by-Play (Page 1)

HOME TEAM: Martin Luther King R	TIME	SCORE	MAR	VISITORS: Bolivar Tigers
FOUL by Patel, Amit	07:46			
	07:41			MISSED JUMPER by Lake, Brian
REBOUND (DEF) by Hobson, John	07:41			
MISSED LAYUP by Smith, Clarance	07:26			
	07:26			BLOCK by Lake, Brian

	07:24			REBOUND (DEF) by Kemp, Olajuwon
	07:17			MISSED 3 PTR by Becton, Kyle
REBOUND (DEF) by Hobson, John	07:17			
	06:56			FOUL by Walker, JoJuan
TURNOVR by Hobson, John	06:54			
	06:36	6-8	V 2	GOOD! LAYUP by Lake, Brian [PNT]
	06:36			ASSIST by Kemp, Willie
TURNOVR by Moore, Davaris	05:51			
	05:50			STEAL by Becton, Kyle
	05:43	6-10	V 4	GOOD! LAYUP by Kemp, Willie [PNT]
	05:20			FOUL by Lake, Brian
TIMEOUT TEAM	05:20			
GOOD! LAYUP by Smith, Clarance [PNT]	05:12	8-10	V 2	
ASSIST by Lee, Johnny	05:12			
	04:55			TURNOVR by Kemp, Willie
TURNOVR by Dayton, Demario	03:55			
	03:34			MISSED JUMPER by Lake, Brian
REBOUND (DEF) by Smith, Clarance	03:34			
	03:33			FOUL by Kemp, Olajuwon
MISSED 3 PTR by Hobson, John	03:05			
	03:05			BLOCK by Lake, Brian
REBOUND (OFF) by (TEAM)	03:05			
GOOD! JUMPER by Dayton, Demario	02:53	10-10	T 3	
	02:35	10-12	V 2	GOOD! LAYUP by Lake, Brian [PNT]
	02:35			ASSIST by Taylor, David
GOOD! 3 PTR by Lee, Johnny	02:09	13-12	H 1	
	02:00			MISSED 3 PTR by Walker, JoJuan
REBOUND (DEF) by Smith, Clarance	02:00			
	00:39			FOUL by Walker, JoJuan
GOOD! FT SHOT by Hobson, John	00:39	14-12	H 2	
GOOD! FT SHOT by Hobson, John	00:39	15-12	H 3	
	00:02	15-14	H 1	GOOD! LAYUP by Kemp, Willie [PNT]

Martin Luther King Royals 15, Bolivar Tigers 14

3rd PERIOD Play-by-Play (Page 1)

HOME TEAM: Martin Luther King R	TIME	SCORE	MAR	VISITORS: Bolivar Tigers
MISSED JUMPER by Hobson, John	07:40			
	07:40			BLOCK by Lake, Brian
REBOUND (OFF) by (TEAM)	07:40			
TURNOVR by Lee, Johnny	07:32			
	07:17			MISSED JUMPER by Lake, Brian
	07:17			REBOUND (OFF) by Lake, Brian
	07:14	15-16	V 1	GOOD! JUMPER by Lake, Brian [PNT]
MISSED JUMPER by Lee, Johnny	07:00			
	07:00			REBOUND (DEF) by Taylor, David
	06:52			MISSED 3 PTR by Taylor, David
REBOUND (DEF) by Hobson, John	06:52			
	06:52			FOUL by Lake, Brian
MISSED JUMPER by Dayton, Demario	06:16			
REBOUND (OFF) by Smith, Clarance	06:16			
MISSED JUMPER by Moore, Davaris	06:09			
	06:09			REBOUND (DEF) by Walker, JoJuan
	06:02	15-18	V 3	GOOD! LAYUP by Kemp, Willie [PNT]
TIMEOUT TEAM	05:47			
MISSED JUMPER by Lee, Johnny	05:33			
	05:33			REBOUND (DEF) by Lake, Brian
	05:29			TURNOVR by Lake, Brian
STEAL by Smith, Clarance	05:28			
GOOD! LAYUP by Smith, Clarance [PNT]	05:20	17-18	V 1	
FOUL by Hobson, John	05:02			
	04:59			MISSED 3 PTR by Lake, Brian
REBOUND (DEF) by Smith, Clarance	04:59			
GOOD! LAYUP by Dayton, Demario [PNT]	04:28	19-18	H 1	
ASSIST by Smith, Clarance	04:28			
	04:05			MISSED JUMPER by Kemp, Willie
	04:05			REBOUND (OFF) by Lake, Brian
	04:02	19-20	V 1	GOOD! LAYUP by Lake, Brian [PNT]
	03:56			FOUL by Kemp, Willie
GOOD! LAYUP by Hobson, John [PNT]	03:54	21-20	H 1	
ASSIST by Lee, Johnny	03:54			
	03:33	21-22	V 1	GOOD! LAYUP by Lake, Brian [PNT]
	03:33			ASSIST by Becton, Kyle
TURNOVR by Hobson, John	03:11			
	03:10			STEAL by Lake, Brian

	02:59			MISSED 3 PTR by Becton, Kyle
REBOUND (DEF) by Lee, Johnny	02:59			
MISSED 3 PTR by Lee, Johnny	02:51			
REBOUND (OFF) by Hobson, John	02:51			
MISSED 3 PTR by Smith, Kris	02:16			
	02:16			REBOUND (DEF) by Walker, JoJuan
	02:01			TURNOVR by Lake, Brian
STEAL by Dayton, Demario	02:00			
	01:53			FOUL by Beauregard, Demetric
MISSED JUMPER by Smith, Clarance	01:49			
	01:49			REBOUND (DEF) by Lake, Brian
FOUL by Donaldson, Virgil	01:41			
	01:26	21-24	V 3	GOOD! LAYUP by Kemp, Willie [PNT]
	01:11			FOUL by Taylor, David
MISSED JUMPER by Lee, Johnny	00:56			
	00:56			REBOUND (DEF) by Beauregard, Demetric
	00:51			TURNOVR by Beauregard, Demetric
STEAL by Smith, Kris	00:50			
MISSED JUMPER by Lee, Johnny	00:00			
	00:00			REBOUND (DEF) by Taylor, David

Bolivar Tigers 24, Martin Luther King Royals 21

4th PERIOD Play-by-Play (Page 1)

HOME TEAM: Martin Luther King R	TIME	SCORE	MAR	VISITORS: Bolivar Tigers
	07:45			MISSED JUMPER by Taylor, David
	07:45			REBOUND (OFF) by Lake, Brian
	07:34	21-26	V 5	GOOD! TIP-IN by Lake, Brian [PNT]
MISSED JUMPER by Hobson, John	07:18			
REBOUND (OFF) by Dayton, Demario	07:18			
MISSED JUMPER by Dayton, Demario	07:13			
	07:13			REBOUND (DEF) by Lake, Brian
	07:00	21-28	V 7	GOOD! LAYUP by Kemp, Willie [PNT]
MISSED 3 PTR by Lee, Johnny	06:39			
REBOUND (OFF) by Dayton, Demario	06:39			
GOOD! JUMPER by Dayton, Demario [PNT]	06:35	23-28	V 5	
	06:12	23-30	V 7	GOOD! LAYUP by Lake, Brian [PNT]
	06:12			ASSIST by Kemp, Willie
GOOD! JUMPER by Hobson, John	05:47	25-30	V 5	
ASSIST by Smith, Kris	05:47			
	05:13	25-32	V 7	GOOD! JUMPER by Becton, Kyle
FOUL by Smith, Kris	05:04			
TURNOVR by Smith, Kris	05:04			
	04:49			FOUL by Kemp, Willie
	04:49			TURNOVR by Kemp, Willie
TURNOVR by Robinson, Gerald	04:21			
	03:55			MISSED JUMPER by Walker, JoJuan
REBOUND (DEF) by Donaldson, Virgil	03:55			
MISSED JUMPER by Donaldson, Virgil	03:45			
	03:45			BLOCK by Walker, JoJuan
	03:42			REBOUND (DEF) by Walker, JoJuan
	03:36	25-34	V 9	GOOD! LAYUP by Kemp, Willie [PNT]
	03:28			TIMEOUT TEAM
GOOD! JUMPER by Lee, Johnny	03:15	27-34	V 7	
	02:53			MISSED JUMPER by Kemp, Willie
REBOUND (DEF) by Dayton, Demario	02:53			
	02:52			FOUL by Walker, JoJuan
GOOD! JUMPER by Dayton, Demario	02:15	29-34	V 5	
ASSIST by Lee, Johnny	02:15			
	02:00			FOUL by Lake, Brian
	02:00			TURNOVR by Lake, Brian
	02:00			TIMEOUT 30sec
TURNOVR by Dayton, Demario	01:32			
	01:31			STEAL by Walker, JoJuan
	01:14	29-36	V 7	GOOD! LAYUP by Becton, Kyle [PNT]
	01:14			ASSIST by Lake, Brian
	01:02			FOUL by Taylor, David
GOOD! FT SHOT by Robinson, Gerald	01:02	30-36	V 6	
MISSED FT SHOT by Robinson, Gerald	01:02			
	01:02			REBOUND (DEF) by Lake, Brian
	00:43			TIMEOUT 30sec
	00:39			TURNOVR by Walker, JoJuan
GOOD! 3 PTR by Donaldson, Virgil	00:29	33-36	V 3	

ASSIST by Lee, Johnny	00:29			
	00:17			TIMEOUT TEAM
	00:07			TURNOVR by Lake, Brian
GOOD! 3 PTR by Lee, Johnny	00:01	36-36	T 4	

Martin Luther King Royals 36, Bolivar Tigers 36

OT PERIOD Play-by-Play (Page 1)

HOME TEAM: Martin Luther King R	TIME	SCORE	MAR	VISITORS: Bolivar Tigers
TURNOVR by Hobson, John	03:12			
	02:58			MISSED 3 PTR by Taylor, David
REBOUND (DEF) by Hobson, John	02:58			
TIMEOUT TEAM	02:51			
FOUL by Hobson, John	01:56			
TURNOVR by Hobson, John	01:56			
	01:45	36-38	V 2	GOOD! JUMPER by Lake, Brian [PNT]
	01:45			ASSIST by Taylor, David
MISSED JUMPER by Dayton, Demario	01:28			
	01:28			REBOUND (DEF) by Lake, Brian
FOUL by Hobson, John	01:26			
FOUL by Smith, Clarance	00:52			
	00:52			MISSED FT SHOT by Lake, Brian
	00:52			REBOUND (OFF) by (DEADBALL)
	00:52			MISSED FT SHOT by Lake, Brian
REBOUND (DEF) by Moore, Davaris	00:52			
TURNOVR by Smith, Clarance	00:49			
	00:48			STEAL by Lake, Brian
	00:44			TURNOVR by Walker, JoJuan
STEAL by Moore, Davaris	00:41			
TURNOVR by Hobson, John	00:37			
FOUL by Moore, Davaris	00:16			
	00:16			MISSED FT SHOT by Becton, Kyle
REBOUND (DEF) by (TEAM)	00:16			
MISSED LAYUP by Lee, Johnny	00:06			
	00:06			REBOUND (DEF) by Lake, Brian
FOUL by Robinson, Gerald	00:03			
	00:03	36-39	V 3	GOOD! FT SHOT by Lake, Brian
	00:03			MISSED FT SHOT by Lake, Brian
REBOUND (DEF) by Donaldson, Virgil	00:03			

Bolivar Tigers 39, Martin Luther King Royals 36

Bolivar Tigers vs Martin Luther King Royals (03/19/04 - Period 5 00:00)

POINTS OFF TURNOVERS	1	2	3	4	5	-	Tot
Bolivar Tigers.....	2	4	2	2	2	-	12
Martin Luther King Royal	1	0	2	6	0	-	9

POINTS IN PAINT	1	2	3	4	5	-	Tot
Bolivar Tigers.....	6	8	10	10	2	-	36
Martin Luther King Royal	2	2	6	2	0	-	12

2ND CHANCE POINTS	1	2	3	4	5	-	Tot
Bolivar Tigers.....	2	0	4	2	0	-	8
Martin Luther King Royal	0	2	0	2	0	-	4

FAST BREAK POINTS	1	2	3	4	5	-	Tot
Bolivar Tigers.....	0	0	0	0	0	-	0
Martin Luther King Royal	0	0	0	0	0	-	0

BENCH POINTS	1	2	3	4	5	-	Tot
Bolivar Tigers.....	0	0	0	0	0	-	0
Martin Luther King Royal	3	4	4	3	0	-	14

SCORE TIED BY	1	2	3	4	5	-	Tot
Bolivar Tigers.....	1	0	0	0	0	-	1
Martin Luther King Royal	1	1	0	1	0	-	3

LEAD GAINED BY	1	2	3	4	5	-	Tot
Bolivar Tigers.....	1	0	3	0	0	-	4
Martin Luther King Royal	0	1	2	0	0	-	3

2001 Class AA State Boys' Basketball Tournament

March 14 - March 17, 2001 · Murphy Center - MTSU - Murfreesboro, TN

Game 1
Wed. Mar. 14 5:30 PM

Booker T. Washington (32-2)	81
Howard (23-10)	67

Game 2
Wed. Mar. 14 7:15 PM

Seymour (26-8)	41
Dyer Co. (29-5)	39

Game 3
Wed. Mar. 14 9:00 PM

Austin-East (27-7)	71
Marshall Co. (21-7)	55

Game 4
Thu. Mar. 15 10:00 AM

N. MLK (25-8)	74
Brainerd (32-3)	45

Game 5
Fri. Mar. 16 2:30 PM

Booker T. Washington	83
Seymour	51

Game 6
Fri. Mar. 16 5:15 PM

Austin-East	70
N. MLK	67

Game 7
Sun. Mar. 18 5:00 PM

Booker T. Washington	79
Austin-East	67

Booker T. Washington
STATE CHAMPION

Official Basketball Box Score -- GAME TOTALS -- FINAL STATISTICS
Brainerd Panthers vs Martin Luther
03/15/01 10am at Murfreesboro, TN

VISITORS: Brainerd Panthers 32-4

##	Player Name	TOT-FG FG-FGA	3-PT FG-FGA	FT-FTA	REBOUNDS OF	DE	TOT	PF	TP	A	TO	BLK	S	MIN
03	Ward, Tyrus.....	2-6	1-4	0-0	0	1	1	5	5	1	5	0	1	17
04	Ward, Antoine.....	4-5	0-0	1-2	2	8	10	1	9	2	3	3	1	31
05	Dozier, Cedric.....	0-4	0-2	0-0	0	1	1	0	0	2	3	0	1	18
10	Caldwell, Jarmichael	0-1	0-0	0-0	0	1	1	4	0	2	0	0	0	14
12	Thurman, Jermario...	4-12	2-7	4-6	4	1	5	5	14	1	3	0	2	22
20	Johnson, Noble.....	0-0	0-0	0-0	0	0	0	0	0	0	1	0	0	3
22	Jackson, Reginald...	3-4	1-1	1-2	0	0	0	4	8	0	1	0	1	16
24	Collins, Christoffer	1-2	0-0	0-0	0	1	1	0	2	0	1	0	0	4
30	Mapp, Andre.....	1-1	0-0	0-0	1	0	1	0	2	0	1	1	0	7
32	Glenn, Darnell.....	0-0	0-0	0-0	0	1	1	1	0	0	0	0	0	8
34	Sanders, Byron.....	0-0	0-0	0-0	0	0	0	1	0	0	0	0	1	3
40	Davidson, Dexter....	0-2	0-0	0-0	0	1	1	1	0	0	0	0	0	3
42	Collins, Christian..	2-3	0-1	1-2	0	0	0	3	5	0	5	0	0	14
	TEAM.....					1	1							
	Totals.....	17-40	4-15	7-12	7	16	23	25	45	8	23	4	7	160

TOTAL FG% 1st Half: 7-13 53.8% 2nd Half: 10-27 37.0% Game: 42.5% DEADB
3-Pt. FG% 1st Half: 0-2 0.0% 2nd Half: 4-13 30.8% Game: 26.7% REBS
F Throw % 1st Half: 2-3 66.7% 2nd Half: 5-9 55.6% Game: 58.3% 4

HOME TEAM: Martin Luther 26-8

##	Player Name	TOT-FG FG-FGA	3-PT FG-FGA	FT-FTA	REBOUNDS OF	DE	TOT	PF	TP	A	TO	BLK	S	MIN
00	Dunlap, Stanley.....	1-4	0-0	0-0	1	1	2	4	2	0	1	0	0	19
10	Lee, Johnny.....	0-0	0-0	1-2	1	0	1	0	1	1	0	0	0	3
12	Howard, Brandon.....	4-8	0-0	8-11	1	2	3	3	16	3	0	0	5	25
14	Ward, Josh.....	0-1	0-1	0-0	0	1	1	0	0	0	0	0	0	4
20	Carter, Tracy.....	1-1	0-0	0-0	0	0	0	1	2	0	0	0	1	10
22	Tribble, Joseph.....	0-0	0-0	0-0	0	0	0	0	0	0	0	0	1	4
24	Estes, Jack.....	1-2	0-1	0-0	0	1	1	0	2	1	1	0	1	6
30	Wiggins, Aaron.....	5-6	0-0	2-3	3	5	8	1	12	0	4	0	1	24
32	Hawkins, Andronicus.	0-0	0-0	0-0	1	0	1	1	0	2	3	0	0	7
42	Talley, Larry.....	3-9	1-2	7-8	2	1	3	1	14	1	1	0	1	24
44	Cole, Terry.....	2-4	0-0	7-8	1	1	2	1	11	5	0	1	2	18
50	Newman, Courtney....	6-8	0-0	2-4	0	4	4	0	14	0	1	0	2	16
	TEAM.....					1	1							
	Totals.....	23-43	1-4	27-36	10	17	27	12	74	13	11	1	14	160

TOTAL FG% 1st Half: 10-21 47.6% 2nd Half: 13-22 59.1% Game: 53.5% DEADB
3-Pt. FG% 1st Half: 1-2 50.0% 2nd Half: 0-2 0.0% Game: 25.0% REBS
F Throw % 1st Half: 5-6 83.3% 2nd Half: 22-30 73.3% Game: 75.0% 3

Officials:
Technical fouls: Brainerd Panthers-None. Martin Luther-None.
Attendance:

Score by Periods	1st	2nd	3rd	4th		Total
Brainerd Panthers.....	6	10	12	17	-	45
Martin Luther.....	7	19	27	21	-	74

1st PERIOD Play-by-Play (Page 1)

HOME TEAM: Martin Luther	TIME	SCORE	MAR	VISITORS: Brainerd Panthers
GOOD! 3 PTR by Talley, Larry	07:33	3-0	H 3	
ASSIST by Howard, Brandon	07:33			
	06:46	3-2	H 1	GOOD! JUMPER by Collins, Christian
FOUL by Dunlap, Stanley	06:46			
TIMEOUT 30sec	06:46			
	06:23	3-3	T 1	GOOD! FT SHOT by Collins, Christian
	06:06			FOUL by Ward, Tyrus
GOOD! FT SHOT by Wiggins, Aaron	06:06	4-3	H 1	
GOOD! FT SHOT by Wiggins, Aaron	06:06	5-3	H 2	
	05:59			TIMEOUT 30sec
FOUL by Howard, Brandon	05:51			
	05:39			FOUL by Collins, Christian
	05:39			TURNOVR by Collins, Christian
TIMEOUT 30sec	05:11			
MISSED JUMPER by Wiggins, Aaron	04:20			
	04:20			REBOUND (DEF) by Glenn, Darnell
	04:02			TURNOVR by Collins, Christian
STEAL by Howard, Brandon	03:59			
MISSED JUMPER by Howard, Brandon	03:57			
	03:57			REBOUND (DEF) by Ward, Tyrus
FOUL by Cole, Terry	03:52			
	03:48	5-5	T 2	GOOD! JUMPER by Ward, Antoine
	03:48			ASSIST by Ward, Tyrus
	02:16			FOUL by Jackson, Reginald
MISSED JUMPER by Dunlap, Stanley	02:03			
	02:03			REBOUND (DEF) by Ward, Antoine
FOUL by Howard, Brandon	01:56			
	01:56			MISSED FT SHOT by Jackson, Reginald
	01:56			REBOUND (OFF) by (DEADBALL)
	01:56	5-6	V 1	GOOD! FT SHOT by Jackson, Reginald
MISSED JUMPER by Howard, Brandon	01:29			
REBOUND (OFF) by Wiggins, Aaron	01:29			
GOOD! JUMPER by Wiggins, Aaron	01:26	7-6	H 1	
	01:14			TURNOVR by Dozier, Cedric
MISSED JUMPER by Talley, Larry	00:56			
	00:56			REBOUND (DEF) by Ward, Antoine
FOUL by Talley, Larry	00:45			
	00:33			FOUL by Ward, Tyrus
	00:33			TURNOVR by Ward, Tyrus
TURNOVR by Wiggins, Aaron	00:10			
	00:05			STEAL by Jackson, Reginald
	00:00			MISSED JUMPER by Thurman, Jermario
REBOUND (DEF) by Wiggins, Aaron	00:00			

Martin Luther 7, Brainerd Panthers 6

2nd PERIOD Play-by-Play (Page 1)

HOME TEAM: Martin Luther	TIME	SCORE	MAR	VISITORS: Brainerd Panthers
MISSED JUMPER by Cole, Terry	07:49			
	07:49			BLOCK by Ward, Antoine
REBOUND (OFF) by Wiggins, Aaron	07:47			
GOOD! JUMPER by Dunlap, Stanley	07:41	9-6	H 3	
ASSIST by Cole, Terry	07:41			
	07:28	9-8	H 1	GOOD! JUMPER by Ward, Antoine
	07:28			ASSIST by Caldwell, Jarmichael
	07:10			FOUL by Caldwell, Jarmichael
GOOD! JUMPER by Cole, Terry	06:57	11-8	H 3	
	06:40	11-10	H 1	GOOD! JUMPER by Jackson, Reginald
	06:35			ASSIST by Dozier, Cedric
	06:21			FOUL by Jackson, Reginald
GOOD! FT SHOT by Talley, Larry	06:21	12-10	H 2	
GOOD! FT SHOT by Talley, Larry	06:21	13-10	H 3	

	06:09			TURNOVR by Collins, Christian
STEAL by Newman, Courtney	06:06			
MISSED 3 PTR by Estes, Jack	06:01			
	06:01			REBOUND (DEF) by Dozier, Cedric
	05:44			TURNOVR by Collins, Christian
STEAL by Carter, Tracy	05:39			
GOOD! JUMPER by Estes, Jack	05:22	15-10	H 5	
ASSIST by Hawkins, Andronicus	05:22			
	05:04			MISSED JUMPER by Caldwell, Jarmichae
REBOUND (DEF) by Estes, Jack	05:04			
MISSED JUMPER by Dunlap, Stanley	04:34			
	04:34			REBOUND (DEF) by Thurman, Jermario
	04:25			TURNOVR by Thurman, Jermario
MISSED JUMPER by Talley, Larry	04:11			
	04:11			REBOUND (DEF) by Caldwell, Jarmichae
	03:55	15-12	H 3	GOOD! JUMPER by Collins, Christoffer
GOOD! JUMPER by Howard, Brandon	03:39	17-12	H 5	
	03:25			MISSED JUMPER by Dozier, Cedric
REBOUND (DEF) by Wiggins, Aaron	03:25			
GOOD! JUMPER by Wiggins, Aaron	03:10	19-12	H 7	
ASSIST by Cole, Terry	03:10			
	02:47			MISSED JUMPER by Collins, Christoffe
REBOUND (DEF) by Wiggins, Aaron	02:47			
TURNOVR by Wiggins, Aaron	02:33			
	02:05			MISSED 3 PTR by Ward, Tyrus
REBOUND (DEF) by Wiggins, Aaron	02:05			
TURNOVR by Wiggins, Aaron	01:50			
	01:34	19-14	H 5	GOOD! JUMPER by Jackson, Reginald
	01:34			ASSIST by Caldwell, Jarmichael
TURNOVR by Wiggins, Aaron	01:28			
	01:27			STEAL by Ward, Tyrus
	01:26	19-16	H 3	GOOD! JUMPER by Ward, Tyrus
MISSED JUMPER by Howard, Brandon	01:16			
REBOUND (OFF) by Howard, Brandon	01:16			
GOOD! JUMPER by Howard, Brandon	01:11	21-16	H 5	
	01:00			TURNOVR by Collins, Christoffer
STEAL by Wiggins, Aaron	00:58			
MISSED JUMPER by Newman, Courtney	00:42			
	00:42			REBOUND (DEF) by Collins, Christoffe
	00:35			TURNOVR by Ward, Tyrus
GOOD! JUMPER by Howard, Brandon	00:33	23-16	H 7	
	00:30			TURNOVR by Ward, Tyrus

2nd PERIOD Play-by-Play (Page 2)

HOME TEAM: Martin Luther	TIME	SCORE	MAR	VISITORS: Brainerd Panthers
STEAL by Estes, Jack	00:30			
GOOD! JUMPER by Howard, Brandon	00:30	25-16	H 9	
	00:30			TURNOVR by Ward, Antoine
STEAL by Howard, Brandon	00:30			
	00:30			FOUL by Jackson, Reginald
GOOD! FT SHOT by Howard, Brandon	00:30	26-16	H 10	
MISSED FT SHOT by Howard, Brandon	00:30			
	00:30			REBOUND (DEF) by Ward, Antoine
	00:03			MISSED 3 PTR by Ward, Tyrus
REBOUND (DEF) by Ward, Josh	00:03			

Martin Luther 26, Brainerd Panthers 16

3rd PERIOD Play-by-Play (Page 1)

HOME TEAM: Martin Luther	TIME	SCORE	MAR	VISITORS: Brainerd Panthers
	07:43	26-16	H 10	MISSED JUMPER by Jackson, Reginald
REBOUND (DEF) by Dunlap, Stanley	07:43			
	07:42			FOUL by Ward, Antoine
GOOD! FT SHOT by Talley, Larry	07:27	27-16	H 11	
	07:20			FOUL by Jackson, Reginald
	07:16			MISSED 3 PTR by Thurman, Jermario

	07:16			REBOUND (OFF) by Ward, Antoine
GOOD! FT SHOT by Talley, Larry	07:15	28-16	H 12	
	07:12			MISSED JUMPER by Thurman, Jermario
	07:12			REBOUND (OFF) by Ward, Antoine
	07:09			TURNOVR by Ward, Antoine
MISSED JUMPER by Dunlap, Stanley	06:58			
REBOUND (OFF) by Wiggins, Aaron	06:58			
GOOD! JUMPER by Wiggins, Aaron	06:56	30-16	H 14	
	06:56			FOUL by Glenn, Darnell
MISSED FT SHOT by Wiggins, Aaron	06:56			
REBOUND (OFF) by Cole, Terry	06:56			
MISSED JUMPER by Cole, Terry	06:54			
	06:54			BLOCK by Ward, Antoine
REBOUND (OFF) by Dunlap, Stanley	06:51			
TURNOVR by Dunlap, Stanley	06:48			
	06:39			MISSED JUMPER by Davidson, Dexter
BLOCK by Cole, Terry	06:39			
REBOUND (DEF) by Cole, Terry	06:37			
TURNOVR by Talley, Larry	06:27			
	06:25			STEAL by Thurman, Jermario
FOUL by Howard, Brandon	06:19			
TIMEOUT TEAM	06:19			
	06:14			TURNOVR by Ward, Tyrus
STEAL by Howard, Brandon	06:13			
TURNOVR by Estes, Jack	06:09			
	06:07			STEAL by Ward, Antoine
	06:00			TURNOVR by Ward, Antoine
	05:44			FOUL by Thurman, Jermario
GOOD! JUMPER by Newman, Courtney	05:36	32-16	H 16	
ASSIST by Cole, Terry	05:36			
	05:27			TIMEOUT 30sec
FOUL by Dunlap, Stanley	05:16			
	05:16			MISSED FT SHOT by Thurman, Jermario
	05:16			REBOUND (OFF) by (DEADBALL)
	05:16	32-17	H 15	GOOD! FT SHOT by Thurman, Jermario
GOOD! JUMPER by Wiggins, Aaron	04:55	34-17	H 17	
	04:55			TURNOVR by Thurman, Jermario
	04:43			FOUL by Ward, Tyrus
GOOD! FT SHOT by Cole, Terry	04:43	35-17	H 18	
MISSED FT SHOT by Cole, Terry	04:43			
	04:43			REBOUND (DEF) by Davidson, Dexter
	04:36			MISSED JUMPER by Dozier, Cedric
REBOUND (DEF) by Howard, Brandon	04:36			
	04:27			FOUL by Davidson, Dexter
GOOD! FT SHOT by Cole, Terry	04:27	36-17	H 19	
GOOD! FT SHOT by Cole, Terry	04:27	37-17	H 20	
	04:22			TURNOVR by Ward, Tyrus
STEAL by Newman, Courtney	04:21			
TURNOVR by Newman, Courtney	04:19			
	04:19			STEAL by Dozier, Cedric

3rd PERIOD Play-by-Play (Page 2)

HOME TEAM: Martin Luther	TIME	SCORE	MAR	VISITORS: Brainerd Panthers
	04:17			MISSED JUMPER by Davidson, Dexter
	04:17			REBOUND (OFF) by Thurman, Jermario
	04:15			MISSED JUMPER by Thurman, Jermario
	04:15			REBOUND (OFF) by Thurman, Jermario
FOUL by Wiggins, Aaron	04:09			
	04:09	37-18	H 19	GOOD! FT SHOT by Thurman, Jermario
	04:09	37-19	H 18	GOOD! FT SHOT by Thurman, Jermario
MISSED JUMPER by Talley, Larry	03:52			
REBOUND (OFF) by Talley, Larry	03:52			
	03:50			FOUL by Caldwell, Jarmichael
GOOD! FT SHOT by Talley, Larry	03:50	38-19	H 19	
GOOD! FT SHOT by Talley, Larry	03:50	39-19	H 20	
	03:34			MISSED 3 PTR by Dozier, Cedric
REBOUND (DEF) by Newman, Courtney	03:34			

MISSED JUMPER by Talley, Larry	03:30			
	03:30			REBOUND (DEF) by Ward, Antoine
	03:22			MISSED JUMPER by Ward, Tyrus
REBOUND (DEF) by Newman, Courtney	03:22			
	03:21			FOUL by Caldwell, Jarmichael
GOOD! FT SHOT by Newman, Courtney	03:21	40-19	H 21	
MISSED FT SHOT by Newman, Courtney	03:21			
REBOUND (OFF) by Hawkins, Andronicus	03:21			
TURNOVR by Hawkins, Andronicus	03:21			
	03:21			STEAL by Thurman, Jermario
FOUL by Hawkins, Andronicus	03:16			
FOUL by Dunlap, Stanley	03:11			
	03:11			MISSED FT SHOT by Ward, Antoine
	03:11			REBOUND (OFF) by (DEADBALL)
	03:11	40-20	H 20	GOOD! FT SHOT by Ward, Antoine
MISSED 3 PTR by Talley, Larry	02:53			
	02:53			REBOUND (DEF) by Ward, Antoine
	02:45			MISSED 3 PTR by Thurman, Jermario
REBOUND (DEF) by Howard, Brandon	02:45			
	02:43			FOUL by Caldwell, Jarmichael
MISSED FT SHOT by Howard, Brandon	02:43			
	02:43			REBOUND (DEF) by Ward, Antoine
	02:38	40-23	H 17	GOOD! 3 PTR by Ward, Tyrus
	02:25			FOUL by Ward, Tyrus
GOOD! FT SHOT by Howard, Brandon	02:25	41-23	H 18	
GOOD! FT SHOT by Howard, Brandon	02:25	42-23	H 19	
	02:20			TURNOVR by Dozier, Cedric
STEAL by Talley, Larry	02:18			
GOOD! JUMPER by Cole, Terry	02:14	44-23	H 21	
FOUL by Dunlap, Stanley	02:02			
	02:02	44-25	H 19	GOOD! JUMPER by Collins, Christian
	02:02			MISSED FT SHOT by Collins, Christian
REBOUND (DEF) by Wiggins, Aaron	02:02			
	01:44			FOUL by Collins, Christian
GOOD! FT SHOT by Cole, Terry	01:44	45-25	H 20	
GOOD! FT SHOT by Cole, Terry	01:44	46-25	H 21	
	01:34			TIMEOUT 30sec
	01:25	46-28	H 18	GOOD! 3 PTR by Thurman, Jermario
GOOD! JUMPER by Newman, Courtney	01:12	48-28	H 20	
ASSIST by Cole, Terry	01:12			
	00:58			MISSED JUMPER by Ward, Antoine
REBOUND (DEF) by Newman, Courtney	00:58			
	00:55			FOUL by Thurman, Jermario

3rd PERIOD Play-by-Play (Page 3)

HOME TEAM: Martin Luther	TIME	SCORE	MAR	VISITORS: Brainerd Panthers
MISSED FT SHOT by Newman, Courtney	00:55			
REBOUND (OFF) by (DEADBALL)	00:55			
GOOD! FT SHOT by Newman, Courtney	00:55	49-28	H 21	
	00:50			TURNOVR by Dozier, Cedric
STEAL by Howard, Brandon	00:47			
MISSED JUMPER by Howard, Brandon	00:46			
REBOUND (OFF) by Talley, Larry	00:46			
GOOD! JUMPER by Talley, Larry	00:43	51-28	H 23	
	00:34			MISSED 3 PTR by Thurman, Jermario
REBOUND (DEF) by Newman, Courtney	00:34			
MISSED JUMPER by Talley, Larry	00:26			
	00:26			BLOCK by Mapp, Andre
	00:24			REBOUND (DEF) by Ward, Antoine
	00:19			MISSED 3 PTR by Dozier, Cedric
REBOUND (DEF) by (TEAM)	00:19			
GOOD! JUMPER by Newman, Courtney	00:01	53-28	H 25	
ASSIST by Hawkins, Andronicus	00:01			

Martin Luther 53, Brainerd Panthers 28

4th PERIOD Play-by-Play (Page 1)

HOME TEAM: Martin Luther	TIME	SCORE	MAR	VISITORS: Brainerd Panthers

GOOD! JUMPER by Talley, Larry	07:54	55-28	H 27	
ASSIST by Howard, Brandon	07:54			
	07:38			MISSED 3 PTR by Ward, Tyrus
	07:38			REBOUND (OFF) by Mapp, Andre
	07:30			MISSED 3 PTR by Collins, Christian
	07:30			REBOUND (OFF) by Thurman, Jermario
	07:19	55-30	H 25	GOOD! JUMPER by Ward, Antoine
	07:19			ASSIST by Thurman, Jermario
GOOD! JUMPER by Newman, Courtney	07:09	57-30	H 27	
ASSIST by Cole, Terry	07:09			
	06:55	57-32	H 25	GOOD! JUMPER by Thurman, Jermario
	06:49			FOUL by Thurman, Jermario
GOOD! FT SHOT by Howard, Brandon	06:49	58-32	H 26	
GOOD! FT SHOT by Howard, Brandon	06:49	59-32	H 27	
	06:33	59-35	H 24	GOOD! 3 PTR by Thurman, Jermario
	06:33			ASSIST by Ward, Antoine
GOOD! JUMPER by Newman, Courtney	06:17	61-35	H 26	
ASSIST by Talley, Larry	06:17			
	06:09	61-37	H 24	GOOD! JUMPER by Mapp, Andre
	06:09			ASSIST by Ward, Antoine
	05:30			FOUL by Ward, Tyrus
GOOD! FT SHOT by Howard, Brandon	05:30	62-37	H 25	
GOOD! FT SHOT by Howard, Brandon	05:30	63-37	H 26	
	05:26			TURNOVR by Mapp, Andre
STEAL by Howard, Brandon	05:25			
GOOD! JUMPER by Newman, Courtney	04:57	65-37	H 28	
ASSIST by Estes, Jack	04:57			
	04:42	65-40	H 25	GOOD! 3 PTR by Jackson, Reginald
	04:42			ASSIST by Dozier, Cedric
MISSED JUMPER by Newman, Courtney	04:23			
	04:23			BLOCK by Ward, Antoine
	04:20			REBOUND (DEF) by (TEAM)
	04:08			MISSED 3 PTR by Thurman, Jermario
REBOUND (DEF) by Talley, Larry	04:08			
	04:02			FOUL by Thurman, Jermario
MISSED FT SHOT by Howard, Brandon	04:02			
REBOUND (OFF) by (DEADBALL)	04:02			
GOOD! FT SHOT by Howard, Brandon	04:02	66-40	H 26	
	03:52			TURNOVR by Collins, Christian
STEAL by Cole, Terry	03:51			
GOOD! JUMPER by Wiggins, Aaron	03:40	68-40	H 28	
ASSIST by Howard, Brandon	03:40			
	03:33			TURNOVR by Jackson, Reginald
STEAL by Cole, Terry	03:31			
	02:58			FOUL by Collins, Christian
GOOD! FT SHOT by Cole, Terry	02:58	69-40	H 29	
GOOD! FT SHOT by Cole, Terry	02:58	70-40	H 30	
	02:58	70-42	H 28	GOOD! JUMPER by Thurman, Jermario
	02:34			FOUL by Sanders, Byron
MISSED FT SHOT by Talley, Larry	02:34			
REBOUND (OFF) by (DEADBALL)	02:34			
GOOD! FT SHOT by Talley, Larry	02:34	71-42	H 29	
	02:22			TURNOVR by Thurman, Jermario
STEAL by Tribble, Joseph	02:21			
TURNOVR by Hawkins, Andronicus	02:15			
	02:14			STEAL by Sanders, Byron

4th PERIOD Play-by-Play (Page 2)

HOME TEAM: Martin Luther	TIME	SCORE	MAR	VISITORS: Brainerd Panthers
	02:04			TURNOVR by Johnson, Noble
TIMEOUT TEAM	02:04			
GOOD! JUMPER by Carter, Tracy	01:47	73-42	H 31	
ASSIST by Lee, Johnny	01:47			
	01:37	73-44	H 29	GOOD! JUMPER by Ward, Antoine
MISSED 3 PTR by Ward, Josh	01:14			
REBOUND (OFF) by Lee, Johnny	01:14			

TURNOVR by Hawkins, Andronicus	01:08			
	00:47			MISSED 3 PTR by Thurman, Jermario
	00:47			REBOUND (OFF) by Thurman, Jermario
FOUL by Carter, Tracy	00:40			
	00:40			MISSED FT SHOT by Thurman, Jermario
	00:40			REBOUND (OFF) by (DEADBALL)
	00:40	73-45	H 28	GOOD! FT SHOT by Thurman, Jermario
	00:06			FOUL by Thurman, Jermario
GOOD! FT SHOT by Lee, Johnny	00:06	74-45	H 29	
MISSED FT SHOT by Lee, Johnny	00:06			
	00:06			REBOUND (DEF) by Ward, Antoine

Martin Luther 74, Brainerd Panthers 45

Official Basketball Box Score -- GAME TOTALS -- FINAL STATISTICS
Martin Luther vs Austin East Roadrunners
03/16/01 5:15 PM at Murphy Athletic Center

VISITORS: Martin Luther 26-9

##	Player Name		TOT-FG FG-FGA	3-PT FG-FGA	FT-FTA	REBOUNDS OF	DE	TOT	PF	TP	A	TO	BLK	S	MIN
00	Dunlap, Stanley.....	*	1-4	0-0	2-2	0	4	4	3	4	0	0	0	0	17
12	Howard, Brandon.....	*	3-7	0-0	2-2	1	5	6	5	8	1	4	0	1	29
30	Wiggins, Aaron.....	*	7-15	0-0	4-6	3	3	6	4	18	0	0	0	0	30
42	Talley, Larry.....	*	7-13	3-5	6-6	4	1	5	1	23	0	3	0	1	29
44	Cole, Terry.....	*	0-3	0-0	2-2	1	0	1	5	2	2	4	0	1	20
20	Carter, Tracy.....		2-3	0-0	0-1	0	0	0	1	4	0	2	0	1	5
24	Estes, Jack.....		0-1	0-1	0-0	1	0	1	0	0	1	2	0	0	7
32	Hawkins, Andronicus.		1-2	0-0	0-0	0	1	1	4	2	0	1	0	1	10
50	Norton, Courtney....		1-3	0-0	4-4	0	0	0	3	6	1	1	0	0	13
	TEAM.....					2	1	3							
	Totals.....		22-51	3-6	20-23	12	15	27	26	67	5	17	0	5	160

TOTAL FG% 1st Half: 8-24 33.3% 2nd Half: 14-27 51.9% Game: 43.1% DEADB
3-Pt. FG% 1st Half: 2-4 50.0% 2nd Half: 1-2 50.0% Game: 50.0% REBS
F Throw % 1st Half: 7-9 77.8% 2nd Half: 13-14 92.9% Game: 87.0% 1

HOME TEAM: Austin East Roadrunners 27-9

##	Player Name		TOT-FG FG-FGA	3-PT FG-FGA	FT-FTA	REBOUNDS OF	DE	TOT	PF	TP	A	TO	BLK	S	MIN
11	Grimes, Al.....	*	0-3	0-1	5-6	0	3	3	2	5	3	1	0	2	19
13	Bogus, Brian.....	*	1-3	1-3	0-0	0	1	1	1	3	0	1	0	0	16
25	Anderson, Cory.....	*	7-12	1-1	3-6	5	2	7	4	18	2	3	2	2	26
35	Jones, Reggie.....	*	4-4	0-0	3-4	1	3	4	1	11	2	0	1	0	21
41	Blair, Brian.....	*	5-9	3-4	0-0	0	4	4	1	13	0	1	0	0	18
03	Ballenger, Omar.....		0-1	0-0	0-2	0	0	0	2	0	0	2	0	0	10
15	Montgomery, Gary....		1-1	0-0	0-0	0	0	0	3	2	0	2	0	0	4
22	Essie, Maurice.....		0-2	0-0	0-0	1	1	2	0	0	0	0	0	0	3
23	Andrews, Mark.....		2-3	0-0	1-2	0	0	0	1	5	1	0	0	1	8
33	Blair, Jamichael....		0-1	0-0	7-8	0	1	1	4	7	0	2	3	0	17
44	Young, Eliam.....		3-4	0-0	0-0	3	4	7	3	6	1	6	1	0	18
	TEAM.....														
	Totals.....		23-43	5-9	19-28	10	19	29	22	70	9	18	7	5	160

TOTAL FG% 1st Half: 10-23 43.5% 2nd Half: 13-20 65.0% Game: 53.5% DEADB
3-Pt. FG% 1st Half: 4-7 57.1% 2nd Half: 1-2 50.0% Game: 55.6% REBS
F Throw % 1st Half: 10-12 83.3% 2nd Half: 9-16 56.3% Game: 67.9% 4

Officials:
Technical fouls: Martin Luther-None. Austin East Roadrunners-None.
Attendance:

Score by Periods	1st	2nd	3rd	4th		Total
Martin Luther.....	4	21	24	18	-	67
Austin East Roadrunners.....	18	16	19	17	-	70

1st PERIOD Play-by-Play (Page 1)

HOME TEAM: Austin East Roadrunners	TIME	SCORE	MAR	VISITORS: Martin Luther
GOOD! JUMPER by Anderson, Cory	07:53	2-0	H 2	
	07:34			MISSED 3 PTR by Talley, Larry
REBOUND (DEF) by Blair, Brian	07:34			
MISSED JUMPER by Blair, Brian	07:27			
	07:27			REBOUND (DEF) by Dunlap, Stanley
	07:01	2-3	V 1	GOOD! 3 PTR by Talley, Larry
	07:01			ASSIST by Cole, Terry
TURNOVR by Bogus, Brian	06:56			
	06:54			STEAL by Talley, Larry
	06:51			MISSED JUMPER by Howard, Brandon
REBOUND (DEF) by Grimes, Al	06:51			
GOOD! 3 PTR by Bogus, Brian	06:33	5-3	H 2	
	06:26			TURNOVR by Cole, Terry
MISSED JUMPER by Grimes, Al	06:10			
	06:10			REBOUND (DEF) by (TEAM)
	05:47			MISSED JUMPER by Howard, Brandon
REBOUND (DEF) by Blair, Brian	05:35			
GOOD! 3 PTR by Anderson, Cory	05:35	8-3	H 5	
TIMEOUT 30sec	05:35			
	05:25			MISSED JUMPER by Wiggins, Aaron
BLOCK by Anderson, Cory	05:25			
REBOUND (DEF) by Grimes, Al	05:22			
TURNOVR by Blair, Brian	05:19			
	04:41			MISSED JUMPER by Wiggins, Aaron
REBOUND (DEF) by Bogus, Brian	04:41			
	04:34			TIMEOUT TEAM
MISSED 3 PTR by Bogus, Brian	04:18			
	04:18			REBOUND (DEF) by Dunlap, Stanley
	03:59			MISSED JUMPER by Wiggins, Aaron
REBOUND (DEF) by Blair, Brian	03:59			
GOOD! JUMPER by Jones, Reggie	03:49	10-3	H 7	
ASSIST by Grimes, Al	03:49			
	03:37			MISSED JUMPER by Talley, Larry
BLOCK by Blair, Jamichael	03:37			
REBOUND (DEF) by Jones, Reggie	03:34			
GOOD! 3 PTR by Blair, Brian	03:28	13-3	H 10	
ASSIST by Grimes, Al	03:28			
	03:23			TIMEOUT TEAM
	03:08			MISSED 3 PTR by Estes, Jack
	03:08			REBOUND (OFF) by Estes, Jack
FOUL by Blair, Jamichael	02:48			
	02:48			MISSED FT SHOT by Wiggins, Aaron
	02:48			REBOUND (OFF) by (DEADBALL)
	02:48	13-4	H 9	GOOD! FT SHOT by Wiggins, Aaron
TURNOVR by Young, Eliam	02:43			
	02:32			MISSED JUMPER by Dunlap, Stanley
REBOUND (DEF) by Young, Eliam	02:32			
	02:30			FOUL by Hawkins, Andronicus
	02:18			FOUL by Wiggins, Aaron
MISSED FT SHOT by Blair, Jamichael	02:18			
REBOUND (OFF) by (DEADBALL)	02:18			
GOOD! FT SHOT by Blair, Jamichael	02:18	14-4	H 10	
	02:07			FOUL by Norton, Courtney
	02:07			TURNOVR by Norton, Courtney
GOOD! JUMPER by Anderson, Cory	01:58	16-4	H 12	
	01:38			MISSED JUMPER by Dunlap, Stanley

1st PERIOD Play-by-Play (Page 2)

HOME TEAM: Austin East Roadrunners	TIME	SCORE	MAR	VISITORS: Martin Luther
REBOUND (DEF) by Young, Eliam	01:38			
	01:35			FOUL by Dunlap, Stanley
TURNOVR by Young, Eliam	01:27			
	01:26			STEAL by Cole, Terry

FOUL by Grimes, Al	01:25			
	01:01			TURNOVR by Estes, Jack
STEAL by Anderson, Cory	00:57			
MISSED JUMPER by Ballenger, Omar	00:48			
REBOUND (OFF) by Anderson, Cory	00:48			
MISSED JUMPER by Anderson, Cory	00:45			
	00:45			REBOUND (DEF) by Howard, Brandon
	00:39			TURNOVR by Howard, Brandon
STEAL by Anderson, Cory	00:38			
GOOD! JUMPER by Young, Eliam	00:34	18-4	H 14	
ASSIST by Anderson, Cory	00:34			
	00:21			MISSED JUMPER by Wiggins, Aaron
	00:21			REBOUND (OFF) by Talley, Larry
	00:16			TURNOVR by Talley, Larry
MISSED JUMPER by Essie, Maurice	00:00			
	00:00			REBOUND (DEF) by Howard, Brandon

Austin East Roadrunners 18, Martin Luther 4

2nd PERIOD Play-by-Play (Page 1)

HOME TEAM: Austin East Roadrunners	TIME	SCORE	MAR	VISITORS: Martin Luther
	07:53			MISSED JUMPER by Wiggins, Aaron
REBOUND (DEF) by Essie, Maurice	07:53			
MISSED JUMPER by Anderson, Cory	07:34			
REBOUND (OFF) by Anderson, Cory	07:34			
MISSED JUMPER by Anderson, Cory	07:31			
REBOUND (OFF) by Essie, Maurice	07:31			
MISSED JUMPER by Essie, Maurice	07:28			
	07:28			REBOUND (DEF) by Howard, Brandon
	07:22			TURNOVR by Howard, Brandon
	07:11			FOUL by Dunlap, Stanley
	06:51			FOUL by Dunlap, Stanley
GOOD! FT SHOT by Blair, Jamichael	06:51	19-4	H 15	
GOOD! FT SHOT by Blair, Jamichael	06:51	20-4	H 16	
FOUL by Ballenger, Omar	06:43			
	06:34	20-6	H 14	GOOD! JUMPER by Howard, Brandon
GOOD! 3 PTR by Blair, Brian	06:17	23-6	H 17	
ASSIST by Anderson, Cory	06:17			
	05:58	23-8	H 15	GOOD! JUMPER by Wiggins, Aaron
GOOD! JUMPER by Blair, Brian	05:40	25-8	H 17	
FOUL by Blair, Brian	05:28			
	05:28	25-9	H 16	GOOD! FT SHOT by Talley, Larry
	05:28	25-10	H 15	GOOD! FT SHOT by Talley, Larry
FOUL by Montgomery, Gary	05:26			
TURNOVR by Montgomery, Gary	05:26			
FOUL by Montgomery, Gary	05:19			
	05:08			MISSED JUMPER by Cole, Terry
REBOUND (DEF) by Anderson, Cory	05:08			
	04:52			FOUL by Howard, Brandon
GOOD! FT SHOT by Anderson, Cory	04:52	26-10	H 16	
MISSED FT SHOT by Anderson, Cory	04:52			
	04:52			REBOUND (DEF) by Wiggins, Aaron
	04:32	26-13	H 13	GOOD! 3 PTR by Talley, Larry
	04:32			ASSIST by Howard, Brandon
MISSED 3 PTR by Blair, Brian	04:18			
	04:18			REBOUND (DEF) by Hawkins, Andronicus
FOUL by Anderson, Cory	04:08			
	04:08	26-14	H 12	GOOD! FT SHOT by Wiggins, Aaron
	04:08	26-15	H 11	GOOD! FT SHOT by Wiggins, Aaron
FOUL by Ballenger, Omar	03:56			
TURNOVR by Ballenger, Omar	03:56			
	03:40			MISSED JUMPER by Cole, Terry
BLOCK by Blair, Jamichael	03:40			
	03:38			REBOUND (OFF) by (TEAM)
	03:28	26-17	H 9	GOOD! JUMPER by Wiggins, Aaron
TURNOVR by Blair, Jamichael	03:05			

	02:59			MISSED JUMPER by Hawkins, Andronicus
	02:59			REBOUND (OFF) by Wiggins, Aaron
	02:56	26-19	H 7	GOOD! JUMPER by Wiggins, Aaron
MISSED JUMPER by Anderson, Cory	02:44			
REBOUND (OFF) by Young, Eliam	02:44			
MISSED JUMPER by Young, Eliam	02:40			
REBOUND (OFF) by Anderson, Cory	02:40			
	02:39			FOUL by Howard, Brandon
GOOD! FT SHOT by Anderson, Cory	02:39	27-19	H 8	
GOOD! FT SHOT by Anderson, Cory	02:39	28-19	H 9	
	02:26			FOUL by Talley, Larry

2nd PERIOD Play-by-Play (Page 2)

HOME TEAM: Austin East Roadrunners	TIME	SCORE	MAR	VISITORS: Martin Luther
	02:26			TURNOVR by Talley, Larry
GOOD! JUMPER by Anderson, Cory	02:19	30-19	H 11	
ASSIST by Jones, Reggie	02:19			
	02:01			TURNOVR by Cole, Terry
TURNOVR by Young, Eliam	01:40			
FOUL by Bogus, Brian	01:35			
	01:35	30-20	H 10	GOOD! FT SHOT by Cole, Terry
	01:35	30-21	H 9	GOOD! FT SHOT by Cole, Terry
	01:25			FOUL by Cole, Terry
GOOD! FT SHOT by Grimes, Al	01:25	31-21	H 10	
GOOD! FT SHOT by Grimes, Al	01:25	32-21	H 11	
	01:17	32-23	H 9	GOOD! JUMPER by Carter, Tracy
FOUL by Anderson, Cory	01:17			
	01:17			MISSED FT SHOT by Carter, Tracy
REBOUND (DEF) by Young, Eliam	01:17			
	00:52			MISSED JUMPER by Howard, Brandon
	00:52			REBOUND (OFF) by Howard, Brandon
	00:36			TURNOVR by Hawkins, Andronicus
STEAL by Grimes, Al	00:35			
	00:33			FOUL by Hawkins, Andronicus
GOOD! FT SHOT by Grimes, Al	00:33	33-23	H 10	
GOOD! FT SHOT by Grimes, Al	00:33	34-23	H 11	
	00:13	34-25	H 9	GOOD! JUMPER by Howard, Brandon
MISSED 3 PTR by Grimes, Al	00:01			
	00:01			REBOUND (DEF) by Dunlap, Stanley

Austin East Roadrunners 34, Martin Luther 25

3rd PERIOD Play-by-Play (Page 1)

HOME TEAM: Austin East Roadrunners	TIME	SCORE	MAR	VISITORS: Martin Luther
MISSED JUMPER by Grimes, Al	07:35	34-25	H 9	
	07:35			REBOUND (DEF) by Talley, Larry
	07:19			MISSED JUMPER by Dunlap, Stanley
	07:19			REBOUND (OFF) by Wiggins, Aaron
	07:17			MISSED JUMPER by Wiggins, Aaron
BLOCK by Anderson, Cory	07:17			
	07:15			REBOUND (OFF) by Talley, Larry
	07:13			MISSED JUMPER by Talley, Larry
	07:13			REBOUND (OFF) by Talley, Larry
	07:09	34-27	H 7	GOOD! JUMPER by Talley, Larry
	07:06			FOUL by Howard, Brandon
GOOD! JUMPER by Anderson, Cory	06:56	36-27	H 9	
	06:42	36-29	H 7	GOOD! JUMPER by Talley, Larry
	06:33			FOUL by Norton, Courtney
TURNOVR by Blair, Jamichael	06:31			
	06:18			MISSED JUMPER by Talley, Larry
REBOUND (DEF) by Grimes, Al	06:18			
GOOD! 3 PTR by Blair, Brian	06:10	39-29	H 10	
ASSIST by Grimes, Al	06:10			
FOUL by Anderson, Cory	05:53			
	05:50			MISSED JUMPER by Wiggins, Aaron
REBOUND (DEF) by Blair, Brian	05:50			
	05:48			FOUL by Wiggins, Aaron

TURNOVR by Anderson, Cory	05:47			
FOUL by Blair, Jamichael	05:35			
	05:35	39-30	H 9	GOOD! FT SHOT by Norton, Courtney
	05:35	39-31	H 8	GOOD! FT SHOT by Norton, Courtney
MISSED 3 PTR by Bogus, Brian	05:22			
	05:22			REBOUND (DEF) by Howard, Brandon
	05:14	39-33	H 6	GOOD! JUMPER by Talley, Larry
TURNOVR by Anderson, Cory	05:07			
TIMEOUT 30sec	05:07			
	05:04			MISSED JUMPER by Wiggins, Aaron
	05:04			REBOUND (OFF) by Cole, Terry
FOUL by Young, Eliam	05:02			
	04:50	39-35	H 4	GOOD! JUMPER by Wiggins, Aaron
FOUL by Blair, Jamichael	04:50			
	04:50	39-36	H 3	GOOD! FT SHOT by Wiggins, Aaron
TURNOVR by Young, Eliam	04:47			
	04:46			STEAL by Howard, Brandon
	04:44	39-38	H 1	GOOD! JUMPER by Howard, Brandon
FOUL by Grimes, Al	04:34			
TURNOVR by Grimes, Al	04:34			
FOUL by Young, Eliam	04:29			
	04:19			MISSED JUMPER by Cole, Terry
BLOCK by Jones, Reggie	04:19			
REBOUND (DEF) by Jones, Reggie	04:16			
TURNOVR by Ballenger, Omar	04:14			
	03:42	39-40	V 1	GOOD! JUMPER by Wiggins, Aaron
MISSED JUMPER by Anderson, Cory	03:31			
REBOUND (OFF) by Anderson, Cory	03:31			
GOOD! JUMPER by Anderson, Cory	03:26	41-40	H 1	
	03:09	41-43	V 2	GOOD! 3 PTR by Talley, Larry
	03:09			ASSIST by Norton, Courtney
GOOD! JUMPER by Jones, Reggie	02:55	43-43	T 1	
ASSIST by Young, Eliam	02:55			

3rd PERIOD Play-by-Play (Page 2)

HOME TEAM: Austin East Roadrunners	TIME	SCORE	MAR	VISITORS: Martin Luther
	02:36			MISSED JUMPER by Norton, Courtney
BLOCK by Young, Eliam	02:36			
REBOUND (DEF) by Anderson, Cory	02:34			
	02:32			FOUL by Cole, Terry
GOOD! JUMPER by Andrews, Mark	02:28	45-43	H 2	
	02:12			FOUL by Cole, Terry
	02:12			TURNOVR by Cole, Terry
TURNOVR by Young, Eliam	02:00			
	01:45			MISSED 3 PTR by Talley, Larry
REBOUND (DEF) by Jones, Reggie	01:45			
GOOD! JUMPER by Montgomery, Gary	01:40	47-43	H 4	
ASSIST by Jones, Reggie	01:40			
FOUL by Anderson, Cory	01:27			
	01:27	47-44	H 3	GOOD! FT SHOT by Howard, Brandon
	01:27	47-45	H 2	GOOD! FT SHOT by Howard, Brandon
GOOD! JUMPER by Andrews, Mark	01:24	49-45	H 4	
	01:14			MISSED JUMPER by Talley, Larry
REBOUND (DEF) by Young, Eliam	01:14			
	01:14			FOUL by Wiggins, Aaron
TIMEOUT 30sec	00:54			
	00:48			FOUL by Wiggins, Aaron
GOOD! FT SHOT by Blair, Jamichael	00:48	50-45	H 5	
GOOD! FT SHOT by Blair, Jamichael	00:48	51-45	H 6	
FOUL by Andrews, Mark	00:41			
	00:41	51-46	H 5	GOOD! FT SHOT by Norton, Courtney
	00:41	51-47	H 4	GOOD! FT SHOT by Norton, Courtney
MISSED JUMPER by Andrews, Mark	00:35			
REBOUND (OFF) by Jones, Reggie	00:35			
GOOD! JUMPER by Jones, Reggie	00:32	53-47	H 6	
	00:03			MISSED JUMPER by Howard, Brandon
BLOCK by Blair, Jamichael	00:03			

	00:02			REBOUND (OFF) by (TEAM)
	00:00	53-49	H 4	GOOD! JUMPER by Wiggins, Aaron
FOUL by Blair, Jamichael	00:00			
	00:00			ASSIST by Cole, Terry
	00:00			MISSED FT SHOT by Wiggins, Aaron
REBOUND (DEF) by Blair, Jamichael	00:00			

Austin East Roadrunners 53, Martin Luther 49

4th PERIOD Play-by-Play (Page 1)

HOME TEAM: Austin East Roadrunners	TIME	SCORE	MAR	VISITORS: Martin Luther
	07:32	53-49	H 4	TURNOVR by Talley, Larry
STEAL by Andrews, Mark	07:30			
GOOD! JUMPER by Jones, Reggie	07:27	55-49	H 6	
ASSIST by Andrews, Mark	07:24			
FOUL by Young, Eliam	07:15			
	07:15	55-50	H 5	GOOD! FT SHOT by Talley, Larry
	07:15	55-51	H 4	GOOD! FT SHOT by Talley, Larry
	07:08			FOUL by Norton, Courtney
GOOD! FT SHOT by Andrews, Mark	07:08	56-51	H 5	
MISSED FT SHOT by Andrews, Mark	07:08			
	07:08			REBOUND (DEF) by Wiggins, Aaron
	06:53	56-53	H 3	GOOD! JUMPER by Norton, Courtney
MISSED JUMPER by Blair, Brian	06:42			
REBOUND (OFF) by Young, Eliam	06:42			
GOOD! JUMPER by Young, Eliam	06:38	58-53	H 5	
	06:24			FOUL by Cole, Terry
	06:24			TURNOVR by Cole, Terry
GOOD! FT SHOT by Jones, Reggie	06:24	59-53	H 6	
GOOD! FT SHOT by Jones, Reggie	06:24	60-53	H 7	
	05:57			MISSED JUMPER by Norton, Courtney
	05:57			REBOUND (OFF) by Wiggins, Aaron
	05:55	60-55	H 5	GOOD! JUMPER by Wiggins, Aaron
GOOD! JUMPER by Blair, Brian	05:44	62-55	H 7	
	05:31	62-57	H 5	GOOD! JUMPER by Dunlap, Stanley
MISSED JUMPER by Blair, Brian	05:21			
	05:21			REBOUND (DEF) by Howard, Brandon
	05:10			FOUL by Howard, Brandon
	05:10			TURNOVR by Howard, Brandon
	05:10			TIMEOUT TEAM
MISSED JUMPER by Blair, Jamichael	05:08			
	05:08			REBOUND (DEF) by Dunlap, Stanley
FOUL by Jones, Reggie	04:47			
	04:47	62-58	H 4	GOOD! FT SHOT by Dunlap, Stanley
	04:47	62-59	H 3	GOOD! FT SHOT by Dunlap, Stanley
	03:31			FOUL by Cole, Terry
MISSED FT SHOT by Grimes, Al	03:31			
REBOUND (OFF) by (DEADBALL)	03:31			
GOOD! FT SHOT by Grimes, Al	03:31	63-59	H 4	
	03:20			TURNOVR by Howard, Brandon
	03:10			FOUL by Howard, Brandon
MISSED FT SHOT by Anderson, Cory	03:10			
REBOUND (OFF) by (DEADBALL)	03:10			
MISSED FT SHOT by Anderson, Cory	03:10			
REBOUND (OFF) by Young, Eliam	03:10			
GOOD! JUMPER by Young, Eliam	03:10	65-59	H 6	
	03:01	65-61	H 4	GOOD! JUMPER by Carter, Tracy
TIMEOUT TEAM	02:50			
	02:32			FOUL by Carter, Tracy
MISSED FT SHOT by Ballenger, Omar	02:32			
REBOUND (OFF) by (DEADBALL)	02:32			
MISSED FT SHOT by Ballenger, Omar	02:32			
REBOUND (OFF) by Anderson, Cory	02:32			
TURNOVR by Anderson, Cory	02:31			
	02:29			STEAL by Carter, Tracy
	02:28			TURNOVR by Carter, Tracy
STEAL by Grimes, Al	02:27			

4th PERIOD Play-by-Play (Page 2)

HOME TEAM: Austin East Roadrunners	TIME	SCORE	MAR	VISITORS: Martin Luther
TURNOVR by Young, Eliam	02:14			
	02:06			TURNOVR by Carter, Tracy
	02:02			FOUL by Hawkins, Andronicus
GOOD! FT SHOT by Blair, Jamichael	02:02	66-61	H 5	
GOOD! FT SHOT by Blair, Jamichael	02:02	67-61	H 6	
	01:42	67-63	H 4	GOOD! JUMPER by Talley, Larry
	01:42			ASSIST by Estes, Jack
GOOD! JUMPER by Anderson, Cory	01:16	69-63	H 6	
	01:02			MISSED JUMPER by Carter, Tracy
	01:02			REBOUND (OFF) by Talley, Larry
FOUL by Montgomery, Gary	01:01			
	01:01	69-64	H 5	GOOD! FT SHOT by Talley, Larry
	01:01	69-65	H 4	GOOD! FT SHOT by Talley, Larry
TURNOVR by Montgomery, Gary	00:55			
	00:53			STEAL by Hawkins, Andronicus
	00:50	69-67	H 2	GOOD! JUMPER by Hawkins, Andronicus
TIMEOUT 30sec	00:45			
	00:08			FOUL by Hawkins, Andronicus
GOOD! FT SHOT by Jones, Reggie	00:08	70-67	H 3	
MISSED FT SHOT by Jones, Reggie	00:08			
	00:08			REBOUND (DEF) by Wiggins, Aaron
	00:00			TURNOVR by Estes, Jack

Austin East Roadrunners 70, Martin Luther 67

2000 Class AA State Boys' Basketball Tournament

March 14 - March 18, 2000 · Murphy Center - MTSU - Murfreesboro, TN

Game 1
Thu. Mar. 16 11:00 AM

N. MLK (21-13)	65
Chattanooga Central (26-6)	49

Game 2
Thu. Mar. 16 12:45 PM

Austin-East (32-2)	89
Booker T. Washington (23-11)	80

Game 3
Thu. Mar. 16 2:00 PM

David Lipscomb (28-3)	64
Howard (23-13)	46

Game 4
Thu. Mar. 16 5:15 PM

Ridgeway (27-6)	42
Knoxville Fulton (27-8)	35

Game 5
Fri. Mar. 17 2:30 PM

N. MLK	58
Austin-East	64

Game 6
Fri. Mar. 17 5:15 PM

David Lipscomb	34
Ridgeway	41

Game 7
Sat. Mar. 18 5:00 PM

Austin-East	57
Ridgeway	66

Ridgeway
STATE CHAMPION

Official Basketball Box Score -- GAME TOTALS -- FINAL STATISTICS
Martin Luther King Royals vs Chattanooga Central Pounders
03/16/00 11:00 AM at Murphy Center - Murfreesboro, TN

VISITORS: Martin Luther King Royals 22-13

##	Player Name		TOT-FG FG-FGA	3-PT FG-FGA	FT-FTA	REBOUNDS OF	DE	TOT	PF	TP	A	TO	BLK	S	MIN
12	Howard, Brandon.....	*	2-6	0-0	3-3	3	1	4	4	7	2	5	0	2	21
20	Lockridge, Brandon..	*	2-7	1-5	1-2	0	1	1	0	6	5	1	0	4	28
30	Wiggins, Aaron.....	*	10-14	0-0	7-8	2	6	8	2	27	2	2	0	0	29
42	Talley, Larry.....	*	5-12	0-0	2-7	1	2	3	2	12	2	2	0	3	25
44	Cole, Terry.....	*	1-1	1-1	2-6	0	2	2	3	5	5	1	0	6	29
00	Dunlap, Stanley.....		1-2	0-0	0-2	0	2	2	2	2	0	3	1	1	9
14	Ward, Josh.....		0-0	0-0	0-0	0	0	0	0	0	0	0	0	0	0+
24	Estes, Jack.....		0-0	0-0	0-0	0	0	0	0	0	0	1	0	0	1
32	Hawkins, Andronicus.		0-0	0-0	0-0	0	0	0	0	0	0	0	0	0	0+
34	Reynolds, Chris.....		0-0	0-0	0-0	0	0	0	0	0	1	0	0	0	0+
40	Bacon, Jonathan.....		0-0	0-0	0-0	0	0	0	0	0	0	0	0	0	0+
50	Norton, Courtney....		2-4	0-0	2-6	3	3	6	4	6	0	1	0	0	18
	TEAM.....					1	3	4							
	Totals.....		23-46	2-6	17-34	10	20	30	17	65	17	16	1	16	160

TOTAL FG% 1st Half:	6-21 28.6%	2nd Half: 17-25 68.0%	Game: 50.0%	DEADB	
3-Pt. FG% 1st Half:	1-4 25.0%	2nd Half: 1-2 50.0%	Game: 33.3%	REBS	
F Throw % 1st Half:	6-17 35.3%	2nd Half: 11-17 64.7%	Game: 50.0%	9	

HOME TEAM: Chattanooga Central Pounders 26-7

##	Player Name		TOT-FG FG-FGA	3-PT FG-FGA	FT-FTA	REBOUNDS OF	DE	TOT	PF	TP	A	TO	BLK	S	MIN
10	Washington, Shawn...	*	0-2	0-1	0-0	0	0	0	5	0	2	5	0	0	16
22	Moody, Derick.....	*	11-18	1-3	0-0	3	1	4	4	23	1	4	1	2	31
24	Wade, Corey.....	*	5-15	1-7	2-4	4	6	10	3	13	1	5	1	3	31
33	Edmondson, Josh.....	*	1-7	1-3	1-2	3	3	6	4	4	0	6	1	1	23
42	Cullom, Chris.....	*	1-4	0-0	1-3	4	3	7	3	3	0	3	0	2	24
11	Evans, Erick.....		0-1	0-1	0-0	1	1	2	1	0	0	1	0	0	7
12	Cunningham, Nick....		0-0	0-0	1-2	0	0	0	3	1	0	0	0	1	6
23	Petty, Kevin.....		1-3	1-1	0-0	1	2	3	3	3	0	1	0	0	13
34	Ramsey, Tim.....		0-1	0-0	0-0	0	3	3	2	0	1	1	0	0	8
44	Jarvis, Jacob.....		0-0	0-0	2-2	0	0	0	0	2	0	0	0	0	1
	TEAM.....						2	2							
	Totals.....		19-51	4-16	7-13	16	21	37	28	49	5	26	3	9	160

TOTAL FG% 1st Half:	8-22 36.4%	2nd Half: 11-29 37.9%	Game: 37.3%	DEADB	
3-Pt. FG% 1st Half:	2-5 40.0%	2nd Half: 2-11 18.2%	Game: 25.0%	REBS	
F Throw % 1st Half:	3-7 42.9%	2nd Half: 4-6 66.7%	Game: 53.8%	2	

Officials:
Technical fouls: Martin Luther King Royals-None. Chattanooga Central Pounders-None.
Attendance:

Score by Periods	1st	2nd	3rd	4th		Total
Martin Luther King Royals.....	12	7	19	27	-	65
Chattanooga Central Pounders..	13	8	7	21	-	49

Official Basketball Box Score -- 1st Half
Martin Luther King Royals vs Chattanooga Central Pounders
03/16/00 11:00 AM at Murphy Center - Murfreesboro, TN

VISITORS: Martin Luther King Royals

##	Player Name		TOT-FG FG-FGA	3-PT FG-FGA	FT-FTA	REBOUNDS OF	DE	TOT	PF	TP	A	TO	BLK	S	MIN
12	Howard, Brandon.....	*	0-1	0-0	0-0	0	0	0	2	0	1	1	0	1	7
20	Lockridge, Brandon..	*	1-5	1-4	0-0	0	0	0	0	3	1	1	0	2	16
30	Wiggins, Aaron.....	*	2-4	0-0	3-4	1	2	3	1	7	1	1	0	0	15
42	Talley, Larry.....	*	1-6	0-0	0-3	0	1	1	1	2	0	1	0	2	11
44	Cole, Terry.....	*	0-0	0-0	1-2	0	1	1	3	1	0	1	0	2	16
00	Dunlap, Stanley.....		1-2	0-0	0-2	0	2	2	1	2	0	2	1	1	6
24	Estes, Jack.....		0-0	0-0	0-0	0	0	0	0	0	0	1	0	0	1
34	Reynolds, Chris.....		0-0	0-0	0-0	0	0	0	0	0	0	0	0	0	0+
50	Norton, Courtney....		1-3	0-0	2-6	3	3	6	2	4	0	0	0	0	8
	TEAM.....					1		1							
	Totals.....		6-21	1-4	6-17	5	9	14	10	19	3	8	1	8	80

TOTAL FG% 1st Half:	6-21	28.6%	2nd Half:	0-0	0.0%	Game: 28.6%	DEADB
3-Pt. FG% 1st Half:	1-4	25.0%	2nd Half:	0-0	0.0%	Game: 25.0%	REBS
F Throw % 1st Half:	6-17	35.3%	2nd Half:	0-0	0.0%	Game: 35.3%	6

HOME TEAM: Chattanooga Central Pounders

##	Player Name		TOT-FG FG-FGA	3-PT FG-FGA	FT-FTA	REBOUNDS OF	DE	TOT	PF	TP	A	TO	BLK	S	MIN
10	Washington, Shawn...	*	0-1	0-1	0-0	0	0	0	3	0	0	3	0	0	10
22	Moody, Derick.....	*	4-5	0-0	0-0	1	0	1	1	8	1	3	1	1	15
24	Wade, Corey.....	*	3-8	1-3	2-4	3	5	8	1	9	0	3	1	2	16
33	Edmondson, Josh.....	*	1-3	1-1	0-0	1	2	3	2	3	0	3	0	0	10
42	Cullom, Chris.....	*	0-2	0-0	0-1	2	2	4	0	0	0	1	0	0	13
11	Evans, Erick.....		0-0	0-0	0-0	0	0	0	0	0	0	0	0	0	0+
12	Cunningham, Nick....		0-0	0-0	1-2	0	0	0	2	1	0	0	0	1	6
23	Petty, Kevin.....		0-2	0-0	0-0	1	2	3	2	0	0	0	0	0	5
34	Ramsey, Tim.....		0-1	0-0	0-0	0	2	2	2	0	0	1	0	0	5
	TEAM.....						2	2							
	Totals.....		8-22	2-5	3-7	8	15	23	13	21	1	14	2	4	80

TOTAL FG% 1st Half:	8-22	36.4%	2nd Half:	0-0	0.0%	Game: 36.4%	DEADB
3-Pt. FG% 1st Half:	2-5	40.0%	2nd Half:	0-0	0.0%	Game: 40.0%	REBS
F Throw % 1st Half:	3-7	42.9%	2nd Half:	0-0	0.0%	Game: 42.9%	1

Officials:
Technical fouls: Martin Luther King Royals-None. Chattanooga Central Pounders-None.
Attendance:

Score by Periods	1st	2nd		Total
Martin Luther King Royals.....	12	7	-	19
Chattanooga Central Pounders..	13	8	-	21

Official Basketball Box Score -- GAME TOTALS -- FINAL STATISTICS
Austin East Roadrunners vs Martin Luther King Royals
03/17/00 2:30 PM at Murphy Center Murfreesboro, TN

VISITORS: Austin East Roadrunners 34-2

##	Player Name		TOT-FG FG-FGA	3-PT FG-FGA	FT-FTA	REBOUNDS OF	DE	TOT	PF	TP	A	TO	BLK	S	MIN
10	Beal, Larry.....	*	2-4	0-0	0-4	0	1	1	1	4	1	2	0	2	17
13	Hale, Howard.....	*	2-8	0-3	3-4	2	2	4	2	7	1	4	0	2	25
22	McMillan, Jay.....	*	7-16	2-5	1-3	0	7	7	4	17	2	5	3	2	26
31	Jackson, Sidney.....	*	2-4	0-0	1-3	4	1	5	2	5	0	2	0	1	11
33	Blair, Jamichael....	*	5-7	0-0	0-0	2	3	5	2	10	1	4	2	3	24
03	Smith, James.....		1-2	1-2	1-4	0	1	1	1	4	6	1	0	2	20
05	Davis, Bilal.....		0-3	0-1	1-2	1	0	1	1	1	0	1	0	0	11
11	Grimes, Al.....		0-0	0-0	0-0	0	0	0	0	0	0	0	0	0	0+
23	Price, Courtney.....		0-1	0-1	0-0	0	0	0	0	0	1	0	0	0	3
25	Anderon, Cory.....		4-6	0-0	5-6	1	1	2	3	13	0	0	3	2	18
35	Jones, Reggie.....		0-0	0-0	0-0	0	0	0	0	0	0	0	0	0	1
44	Young, Eliam.....		1-1	1-1	0-0	0	0	0	0	3	1	0	0	0	4
	TEAM.....					1		1							
	Totals.....		24-52	4-13	12-26	11	16	27	16	64	13	19	8	14	160

TOTAL FG%	1st Half: 11-30	36.7%	2nd Half: 13-22	59.1%	Game: 46.2%	DEADB
3-Pt. FG%	1st Half: 1-6	16.7%	2nd Half: 3-7	42.9%	Game: 30.8%	REBS
F Throw %	1st Half: 6-13	46.2%	2nd Half: 6-13	46.2%	Game: 46.2%	8

HOME TEAM: Martin Luther King Royals 22-14

##	Player Name		TOT-FG FG-FGA	3-PT FG-FGA	FT-FTA	REBOUNDS OF	DE	TOT	PF	TP	A	TO	BLK	S	MIN
12	Howard, Brandon.....	*	1-4	0-0	0-0	0	2	2	1	2	0	4	0	3	22
20	Lockridge, Brandon..	*	4-10	2-4	0-0	1	1	2	3	10	0	8	0	2	21
30	Wiggins, Aaron.....	*	6-8	0-0	3-4	3	6	9	3	15	1	2	0	0	25
42	Talley, Larry.....	*	4-12	0-0	2-3	3	3	6	4	10	3	2	0	2	28
44	Cole, Terry.....	*	4-9	0-2	1-4	6	2	8	3	9	6	4	0	2	27
00	Dunlap, Stanley.....		3-7	0-0	2-3	2	8	10	5	8	1	0	0	0	18
24	Estes, Jack.....		0-0	0-0	0-0	0	0	0	0	0	0	0	0	0	1
32	Hawkins, Andronicus.		0-0	0-0	0-0	0	0	0	1	0	0	1	0	0	2
34	Reynolds, Chris.....		0-0	0-0	0-0	0	0	0	0	0	0	0	0	0	1
50	Norton, Courtney....		0-5	0-0	4-4	1	0	1	2	4	1	2	0	0	15
	TEAM.....					5	1	6	1			2			
	Totals.....		22-55	2-6	12-18	21	23	44	23	58	12	25	0	9	160

TOTAL FG%	1st Half: 9-26	34.6%	2nd Half: 13-29	44.8%	Game: 40.0%	DEADB
3-Pt. FG%	1st Half: 1-2	50.0%	2nd Half: 1-4	25.0%	Game: 33.3%	REBS
F Throw %	1st Half: 6-10	60.0%	2nd Half: 6-8	75.0%	Game: 66.7%	2

Officials:
Technical fouls: Austin East Roadrunners-None. Martin Luther King Royals-,
Wiggins, Aaron, TEAM.
Attendance:

Score by Periods	1st	2nd	3rd	4th		Total
Austin East Roadrunners.....	10	19	23	12	-	64
Martin Luther King Royals.....	11	14	16	17	-	58

Official Basketball Box Score -- 1st Half
Austin East Roadrunners vs Martin Luther King Royals
03/17/00 2:30 PM at Murphy Center Murfreesboro, TN

VISITORS: Austin East Roadrunners

##	Player Name		TOT-FG FG-FGA	3-PT FG-FGA	FT-FTA	REBOUNDS OF	DE	TOT	PF	TP	A	TO	BLK	S	MIN
10	Beal, Larry.....	*	1-2	0-0	0-2	0	0	0	1	2	1	1	0	2	11
13	Hale, Howard.....	*	0-6	0-3	1-2	1	1	2	1	1	1	1	0	1	13
22	McMillan, Jay.....	*	4-9	1-3	1-2	0	3	3	2	10	1	1	2	1	14
31	Jackson, Sidney.....	*	2-4	0-0	1-3	3	0	3	2	5	0	2	0	1	6
33	Blair, Jamichael....	*	1-3	0-0	0-0	2	2	4	0	2	1	0	1	2	13
03	Smith, James.....		0-0	0-0	0-0	0	0	0	1	0	3	0	0	0	8
05	Davis, Bilal.....		0-2	0-0	1-2	1	0	1	1	1	0	1	0	0	6
25	Anderon, Cory.....		3-4	0-0	2-2	0	1	1	1	8	0	0	3	0	9
	TEAM.....					1		1							
	Totals.....		11-30	1-6	6-13	8	7	15	9	29	7	6	6	7	80

TOTAL FG% 1st Half:	11-30	36.7%	2nd Half:	0-0	0.0%	Game: 36.7%	DEADB
3-Pt. FG% 1st Half:	1-6	16.7%	2nd Half:	0-0	0.0%	Game: 16.7%	REBS
F Throw % 1st Half:	6-13	46.2%	2nd Half:	0-0	0.0%	Game: 46.2%	4

HOME TEAM: Martin Luther King Royals

##	Player Name		TOT-FG FG-FGA	3-PT FG-FGA	FT-FTA	REBOUNDS OF	DE	TOT	PF	TP	A	TO	BLK	S	MIN
12	Howard, Brandon.....	*	0-1	0-0	0-0	0	2	2	0	0	0	2	0	1	12
20	Lockridge, Brandon..	*	1-4	1-2	0-0	0	0	0	2	3	0	5	0	1	8
30	Wiggins, Aaron.....	*	3-4	0-0	2-2	2	3	5	3	8	0	2	0	0	11
42	Talley, Larry.....	*	1-5	0-0	2-3	3	1	4	2	4	2	0	0	0	12
44	Cole, Terry.....	*	1-3	0-0	0-2	4	2	6	0	2	1	1	0	0	12
00	Dunlap, Stanley.....		3-6	0-0	2-3	2	5	7	2	8	1	0	0	0	13
24	Estes, Jack.....		0-0	0-0	0-0	0	0	0	0	0	0	0	0	0	1
32	Hawkins, Andronicus.		0-0	0-0	0-0	0	0	0	0	0	0	0	0	0	1
34	Reynolds, Chris.....		0-0	0-0	0-0	0	0	0	0	0	0	0	0	0	1
50	Norton, Courtney....		0-3	0-0	0-0	0	0	0	1	0	1	1	0	0	9
	TEAM.....					2	1	3	1			1			
	Totals.....		9-26	1-2	6-10	13	14	27	11	25	5	12	0	2	80

TOTAL FG% 1st Half:	9-26	34.6%	2nd Half:	0-0	0.0%	Game: 34.6%	DEADB
3-Pt. FG% 1st Half:	1-2	50.0%	2nd Half:	0-0	0.0%	Game: 50.0%	REBS
F Throw % 1st Half:	6-10	60.0%	2nd Half:	0-0	0.0%	Game: 60.0%	1

Officials:
Technical fouls: Austin East Roadrunners-None. Martin Luther King Royals-Wiggins, Aaron, TEAM.
Attendance:

Score by Periods	1st	2nd		Total
Austin East Roadrunners.....	10	19	-	29
Martin Luther King Royals.....	11	14	-	25

1997 Class AA State Boys' Basketball Tournament

March 12 - March 15, 1997 · Murphy Center - MTSU - Murfreesboro, TN



AA

OFFICIAL NCAA BASKETBALL BOX SCORE
Union City High School (27-6)

Site: Murfreesboro, Tenn.
Date: March 12, 1997

	UC (VISITORS)		Total FG	Total AT	3-Pts FG	3-Pts AT	FT	AT	Rebounds OF	DF	To	PF	TP	A	TO	BK	ST	MN
34	Hayslett, Jeff	f	2	3	1	1	0	0	2	3	5	3	5	1	3	0	1	33
42	Williams, Marcus	f	6	10	0	0	2	4	1	8	9	3	14	1	3	4	4	32
44	Jones, James	c	1	2	0	0	0	0	1	1	2	2	2	0	3	0	1	28
10	King, Chad	g	1	4	0	0	2	4	0	5	5	2	4	3	3	0	1	32
30	Davis, Nate	g	5	8	2	3	3	5	2	4	6	2	15	1	8	0	2	32
31	Clark, Reed		1	1	1	1	0	0	0	0	0	0	3	0	0	0	0	6
33	Acree, Will		0	0	0	0	1	3	0	0	0	0	1	0	0	0	0	1
24	Morris, Aaron		--	--	--	--	--	--	--	--	--	--	--	--	--	--	--	DNP
25	Genes, Kyonn		--	--	--	--	--	--	--	--	--	--	--	--	--	--	--	DNP
35	Lewis, Jackie		--	--	--	--	--	--	--	--	--	--	--	--	--	--	--	DNP
40	Hepler, Ryan		--	--	--	--	--	--	--	--	--	--	--	--	--	--	--	DNP
45	Williams, Eric		--	--	--	--	--	--	--	--	--	--	--	--	--	--	--	DNP
	Team Totals								1	0	1				0			
	TOTALS		16	28	4	5	8	16	7	21	28	12	44	6	20	4	9	160

Deadball Rebounds: 3, 0: 3

Tot FG %:	1st Half:	8-18	.444	2nd Half:	8-10	.800	Game: .571
3-Pt FG %:	1st Half:	3- 4	.750	2nd Half:	1- 1	1.000	Game: .800
FT % :	1st Half:	2- 5	.400	2nd Half:	6-11	.545	Game: .500

Martin Luther King Magnet School (31-4)

	MLK (HOME)		Total FG	Total AT	3-Pts FG	3-Pts AT	FT	AT	Rebounds OF	DF	To	PF	TP	A	TO	BK	ST	MN
24	Shaw, Michael	f	3	12	2	7	0	0	0	0	0	1	8	0	0	0	2	21
30	Arinze, Niki	f	3	13	0	3	5	8	5	4	9	3	11	0	5	3	5	32
50	Scott, Ian	c	2	7	0	0	2	2	5	0	5	5	6	1	2	0	0	27
12	Wallace, Jimmy	g	2	8	1	6	0	0	4	1	5	4	5	1	0	0	0	32-
14	Hollie, Oba	g	3	10	1	2	2	2	4	4	8	5	9	0	3	0	3	32-
40	White, Ian		1	1	0	0	0	0	1	0	1	0	2	0	1	0	0	4
42	Humphreys, Jamie		0	0	0	0	0	0	0	1	1	0	0	0	0	0	0	3
20	Harrison, Dennis		0	2	0	1	0	0	0	0	0	0	0	0	1	0	1	8
32	Lockridge, Brandon		0	1	0	1	0	0	0	0	0	0	0	0	0	0	0	1
34	Roberts, Trey		--	--	--	--	--	--	--	--	--	--	--	--	--	--	--	DNP
44	Knapper, Sam		--	--	--	--	--	--	--	--	--	--	--	--	--	--	--	DNP
	Team Totals								2	0	2				0			
	TOTALS		14	54	4	20	9	12	21	10	31	18	41	2	12	3	11	160

Deadball Rebounds: 1, 0: 1

Tot FG %:	1st Half:	7-22	.318	2nd Half:	7-32	.219	Game: .259
3-Pt FG %:	1st Half:	2- 9	.222	2nd Half:	2-11	.182	Game: .200
FT % :	1st Half:	1- 2	.500	2nd Half:	8-10	.800	Game: .750

	1st	2nd	OT	OT	Tot
UC	21	23			44
MLK	17	24			41

OFFICIALS: John Bailey, Darryl Martin, Jim Fox
Technical Fouls: none
Attendance: TBA
Comments: 1997 TSSAA Class A Quarterfinal

	1	2	3	4
MLK	7	10	7	10
UC	6	15	13	17

AAA

OFFICIAL NCAA BASKETBALL BOX SCORE - FIRST HALF

Union City High School

Date: March 12, 1997

	UC (VISITORS)		Total FG	Total AT	3-Pts FG	3-Pts AT	FT	AT	Rebounds OF	Rebounds DF	Rebounds To	PF	TP	A	TO	BK	ST	MN
34	Hayslett, Jeff	f	2	3	1	1	0	0	2	1	3	1	5	0	2	0	1	17
42	Williams, Marcus	f	1	3	0	0	0	0	0	2	2	1	2	0	1	1	2	16
44	Jones, James	c	1	2	0	0	0	0	0	1	1	1	2	0	1	0	0	13
10	King, Chad	g	0	3	0	0	1	2	0	4	4	0	1	3	1	0	0	16
30	Davis, Nate	g	3	6	1	2	1	3	1	3	4	1	8	0	3	0	2	16
31	Clark, Reed		1	1	1	1	0	0	0	0	0	0	3	0	0	0	0	2
24	Morris, Aaron		0	0	0	0	0	0	0	0	0	0	0	0	0	0	0	--
25	Genes, Kyonn		0	0	0	0	0	0	0	0	0	0	0	0	0	0	0	--
33	Acree, Will		0	0	0	0	0	0	0	0	0	0	0	0	0	0	0	--
35	Lewis, Jackie		0	0	0	0	0	0	0	0	0	0	0	0	0	0	0	--
40	Hepler, Ryan		0	0	0	0	0	0	0	0	0	0	0	0	0	0	0	--
45	Williams, Eric		0	0	0	0	0	0	0	0	0	0	0	0	0	0	0	--
	Team Totals								1	0	1				0			
	TOTALS		8	18	3	4	2	5	4	11	15	4	21	3	8	1	5	80

Deadball Rebounds: 1, 0: 1

Tot FG %: 1st Half: 8-18 .444
3-Pt FG %: 1st Half: 3- 4 .750
FT % : 1st Half: 2-.5 .400

Martin Luther King Magnet School

	MLK (HOME)		Total FG	Total AT	3-Pts FG	3-Pts AT	FT	AT	Rebounds OF	Rebounds DF	Rebounds To	PF	TP	A	TO	BK	ST	MN
24	Shaw, Michael	f	1	5	1	3	0	0	0	0	0	0	3	0	0	0	1	10
30	Arinze, Niki	f	2	6	0	1	1	2	2	3	5	2	5	0	4	3	3	16
50	Scott, Ian	c	1	3	0	0	0	0	1	0	1	3	2	0	1	0	0	14
12	Wallace, Jimmy	g	1	4	1	4	0	0	1	0	1	2	3	1	0	0	0	16
14	Hollie, Oba	g	2	3	0	0	0	0	1	4	5	0	4	0	1	0	1	16
40	White, Ian		0	0	0	0	0	0	0	0	0	0	0	0	1	0	0	2
42	Humphreys, Jamie		0	0	0	0	0	0	0	1	1	0	0	0	0	0	0	2
20	Harrison, Dennis		0	0	0	0	0	0	0	0	0	0	0	0	0	0	0	3
32	Lockridge, Brandon		0	1	0	1	0	0	0	0	0	0	0	0	0	0	0	1
34	Roberts, Trey		0	0	0	0	0	0	0	0	0	0	0	0	0	0	0	--
44	Knapper, Sam		0	0	0	0	0	0	0	0	0	0	0	0	0	0	0	--
	Team Totals								0	0	0				0			
	TOTALS		7	22	2	9	1	2	5	8	13	7	17	1	7	3	5	80

Deadball Rebounds: 0, 0: 0

Tot FG %: 1st Half: 7-22 .318
3-Pt FG %: 1st Half: 2- 9 .222
FT % : 1st Half: 1- 2 .500

UC 6 15
MLK 7 10

	1st	2nd	OT	OT	Tot
UC	21				21
MLK	17				17

OFFICIALS: John Bailey, Darryl Martin, Jim Fox
Technical Fouls:
Attendance: TBA
Comments: 1997 TSSAA Class A Quarterfinal

1996 Class AA State Boys' Basketball Tournament

March 13 - March 16, 1996 · Murphy Center - MTSU - Murfreesboro, TN



010

OFFICIAL NCAA BASKETBALL BOX SCORE — Site: Murfreesboro, Tenn.

Alcoa High School (29-4) — Date: March 14, 1996

	AHS (VISITORS)		Total FG	Total AT	3-Pts FG	3-Pts AT	FT	FT AT	Rebounds OF	Rebounds DF	Rebounds To	PF	TP	A	TO	BK	ST	MN
34	McGhee, Quincy	f	1	8	1	5	3	4	0	4	4	3	6	0	0	0	1	34
42	White, Marcus	f	5	8	0	0	0	0	3	2	5	2	10	0	0	0	4	36
50	Wimbley, Barron	c	0	5	0	0	3	6	4	2	6	4	3	3	3	0	1	36
10	Stinnett, Travis	g	3	6	2	4	0	1	2	2	4	3	8	3	3	0	1	36-
32	Warren, Maurice	g	4	8	2	5	6	7	0	4	4	0	16	2	2	0	0	36
12	Cox, David		0	1	0	0	0	0	0	0	0	0	0	0	1	0	0	1
40	Jones, Keith		0	0	0	0	0	0	0	0	0	0	0	0	0	0	0	1
14	Penson, Robert		--	--	--	--	--	--	--	--	--	--	--	--	--	--	--	DNP
24	Aponte, Cisco		--	--	--	--	--	--	--	--	--	--	--	--	--	--	--	DNP
44	Swann, Dee		--	--	--	--	--	--	--	--	--	--	--	--	--	--	--	DNP
52	Murphy, Mike		--	--	--	--	--	--	--	--	--	--	--	--	--	--	--	DNP
	Team Totals								0	1	1				0			
	TOTALS		13	36	5	14	12	18	9	15	24	12	43	8	9	0	7	180

Deadball Rebounds: 4, 0: 4

Tot FG %:	1st Half:	7-16	.438	2nd Half:	6-20	.300	Game: .361
3-Pt FG %:	1st Half:	3- 7	.429	2nd Half:	2- 7	.286	Game: .357
FT % :	1st Half:	8-12	.667	2nd Half:	4- 6	.667	Game: .667

Martin Luther King High School (20-9)

	MLK (HOME)		Total FG	Total AT	3-Pts FG	3-Pts AT	FT	FT AT	Rebounds OF	Rebounds DF	Rebounds To	PF	TP	A	TO	BK	ST	MN
30	Arinze, Niki	f	9	14	3	3	5	8	2	6	8	4	26	1	3	3	3	36-
34	Moore, Michael	f	0	4	0	3	0	0	1	4	5	2	0	0	1	0	1	30
50	Scott, Ian	c	4	9	0	0	2	2	2	3	5	3	10	1	2	0	1	34
12	Wallace, Jimmy	g	0	1	0	0	0	0	0	2	2	1	0	4	0	0	0	14
22	Thompson, James	g	3	6	3	5	1	2	1	0	1	3	10	1	2	0	0	36
14	Hollie, Oba		0	2	0	0	0	0	0	0	0	0	0	0	0	0	0	3
24	Shaw, Michael		0	1	0	0	0	0	0	1	1	2	0	2	1	0	0	21
40	White, Ian		0	0	0	0	0	0	1	0	1	0	0	0	2	0	0	4
42	Humphres, Jamie		0	0	0	0	0	0	0	0	0	0	0	0	0	0	0	2
20	Harrison, Dennis		--	--	--	--	--	--	--	--	--	--	--	--	--	--	--	DNP
32	Wood, Eric		--	--	--	--	--	--	--	--	--	--	--	--	--	--	--	DNP
44	Knapper, Sam		--	--	--	--	--	--	--	--	--	--	--	--	--	--	--	DNP
	Team Totals								1	0	1				0			
	TOTALS		16	37	6	11	8	12	8	16	24	15	46	9	11	3	5	180

Deadball Rebounds: 2, 0: 2

Tot FG %:	1st Half:	6-18	.333	2nd Half:	10-19	.526	Game: .432
3-Pt FG %:	1st Half:	1- 4	.250	2nd Half:	5- 7	.714	Game: .545
FT % :	1st Half:	2- 5	.400	2nd Half:	6- 7	.857	Game: .667

	1st	2nd	OT	OT	Tot
AHS	25	14	4		43
MLK	15	24	7		46

AHS 13 12 12 2

MLK 15 0 14 10

OFFICIALS: Phillip Cox, Major Shelton, John Macon

Technical Fouls: none

Attendance: TBA

Comments: 1996 TSSAA Class AA Quarterfinals

010

OFFICIAL NCAA BASKETBALL BOX SCORE - FIRST HALF

Alcoa High School

Date: March 14, 1996

	AHS (VISITORS)		Total FG	Total AT	3-Pts FG	3-Pts AT	FT	AT	Rebounds OF	DF	To	PF	TP	A	TO	BK	ST	MN
34	McGhee, Quincy	f	0	1	0	1	0	0	0	1	1	1	0	0	0	0	0	13
42	White, Marcus	f	3	4	0	0	0	0	2	2	4	1	6	0	0	0	2	16
50	Wimbley, Barron	c	0	2	0	0	2	4	1	1	2	1	2	2	1	0	1	16
10	Stinnett, Travis	g	2	4	2	3	0	1	0	2	2	2	6	1	1	0	1	16
32	Warren, Maurice	g	2	4	1	3	6	7	0	3	3	0	11	1	1	0	0	16
12	Cox, David		0	1	0	0	0	0	0	0	0	0	0	0	1	0	0	3
14	Penson, Robert		0	0	0	0	0	0	0	0	0	0	0	0	0	0	0	--
24	Aponte, Cisco		0	0	0	0	0	0	0	0	0	0	0	0	0	0	0	--
40	Jones, Keith		0	0	0	0	0	0	0	0	0	0	0	0	0	0	0	--
44	Swann, Dee		0	0	0	0	0	0	0	0	0	0	0	0	0	0	0	--
52	Murphy, Mike		0	0	0	0	0	0	0	0	0	0	0	0	0	0	0	--
	Team Totals								0	0	0				0			
	TOTALS		7	16	3	7	8	12	3	9	12	5	25	4	4	0	4	80

Deadball Rebounds: 2, 0: 2

Tot FG %: 1st Half: 7-16 .438
3-Pt FG %: 1st Half: 3- 7 .429
FT % : 1st Half: 8-12 .667

Martin Luther King High School

	MLK (HOME)		Total FG	Total AT	3-Pts FG	3-Pts AT	FT	AT	Rebounds OF	DF	To	PF	TP	A	TO	BK	ST	MN
30	Arinze, Niki	f	2	5	0	0	2	5	0	1	1	1	6	0	1	1	2	15
34	Moore, Michael	f	0	2	0	2	0	0	0	4	4	1	0	0	0	0	1	14
50	Scott, Ian	c	3	5	0	0	0	0	2	3	5	0	6	0	2	0	0	16
12	Wallace, Jimmy	g	0	1	0	0	0	0	0	0	0	1	0	1	0	0	0	7
22	Thompson, James	g	1	3	1	2	0	0	0	0	0	3	3	1	1	0	0	16
14	Hollie, Oba		0	2	0	0	0	0	0	0	0	0	0	0	0	0	0	3
20	Harrison, Dennis		0	0	0	0	0	0	0	0	0	0	0	0	0	0	0	--
24	Shaw, Michael		0	0	0	0	0	0	0	0	0	1	0	1	0	0	0	6
32	Wood, Eric		0	0	0	0	0	0	0	0	0	0	0	0	0	0	0	--
40	White, Ian		0	0	0	0	0	0	1	0	1	0	0	0	2	0	0	3
42	Humphres, Jamie		0	0	0	0	0	0	0	0	0	0	0	0	0	0	0	--
44	Knapper, Sam		0	0	0	0	0	0	0	0	0	0	0	0	0	0	0	--
	Team Totals								1	0	1				0			
	TOTALS		6	18	1	4	2	5	4	8	12	7	15	3	6	1	3	80

Deadball Rebounds: 2, 0: 2

Tot FG %: 1st Half: 6-18 .333
3-Pt FG %: 1st Half: 1- 4 .250
FT % : 1st Half: 2- 5 .400

OFFICIALS: Phillip Cox, Major Shelton, John Macon
Technical Fouls:
Attendance: TBA
Comments: 1996 TSSAA Class AA Quarterfinals

	1st	2nd	OT	OT	Tot
AHS	25				25
MLK	15				15

Quarter Scoring

AHS 13 12
MLK 15 0

010

OFFICIAL NCAA BASKETBALL BOX SCORE

Site: Murfreesboro, Tenn.

Briarcrest Christian High School (29-8)

Date: March 15, 1996

BCHS (VISITORS)			Total FG	Total AT	3-Pts FG	3-Pts AT	FT	FT AT	Rebounds OF	Rebounds DF	Rebounds To	PF	TP	A	TO	BK	ST	MN
22	Mickens, Jay	f	3	6	2	4	1	2	2	2	4	4	9	1	1	0	2	26
24	Jones, Felix	f	2	9	0	2	1	4	1	4	5	3	5	1	2	0	0	32-
32	Stover, Sammy	c	4	17	2	8	0	0	0	7	7	5	10	2	3	1	1	27
00	Scott, Antionne	g	1	3	0	0	0	0	3	4	7	4	2	0	1	0	0	22
14	Henderson, Martiness	g	6	14	2	7	1	1	2	1	3	3	15	2	2	0	0	32
12	Wilcheck, Michael		0	0	0	0	0	0	0	0	0	1	0	0	1	0	0	3
20	Clayton, Ashley		1	3	0	0	0	0	1	0	1	3	2	0	2	0	0	15
44	Williams, Campbell		0	1	0	0	0	0	0	0	0	0	0	0	0	0	0	2
30	Cox, Matthew		--	--	--	--	--	--	--	--	--	--	--	--	--	--	--	DNP
34	Osborne, Matthew		--	--	--	--	--	--	--	--	--	--	--	--	--	--	--	DNP
40	Mitchell, Brian		0	0	0	0	0	0	0	0	0	0	0	0	0	0	0	0+
42	Griffin, Brock		--	--	--	--	--	--	--	--	--	--	--	--	--	--	--	DNP
55	Mitchell, Christophe		--	--	--	--	--	--	--	--	--	--	--	--	--	--	--	DNP
	Team Totals								0	1	1				0			
	TOTALS		17	53	6	21	3	7	9	19	28	23	43	6	12	1	3	160

Deadball Rebounds: 1, 0: 1

Tot FG %:	1st Half:	8-28	.286	2nd Half: 9-25	.360	Game: .321
3-Pt FG %:	1st Half:	1- 6	.167	2nd Half: 5-15	.333	Game: .286
FT % :	1st Half:	1- 1	1.000	2nd Half: 2- 6	.333	Game: .429

Martin Luther King High School (21-9)

MLK (HOME)			Total FG	Total AT	3-Pts FG	3-Pts AT	FT	FT AT	Rebounds OF	Rebounds DF	Rebounds To	PF	TP	A	TO	BK	ST	MN
30	Arinze, Niki	f	4	8	0	0	7	12	1	8	9	0	15	1	1	1	4	29
34	Moore, Michael	f	4	11	0	3	4	5	7	6	13	2	12	1	0	0	0	28
50	Scott, Ian	c	0	4	0	0	0	0	1	6	7	2	0	2	2	0	3	28
12	Wallace, Jimmy	g	1	2	0	0	0	0	0	1	1	2	2	1	3	0	1	11
22	Thompson, James	g	4	8	3	7	0	0	0	0	0	1	11	0	4	0	0	29
14	Hollie, Oba		1	2	0	0	0	0	1	0	1	0	2	0	0	0	0	2
24	Shaw, Michael		5	6	1	2	4	8	0	2	2	2	15	4	0	0	0	20
40	White, Ian		0	2	0	0	0	0	0	2	2	0	0	0	0	0	0	6
42	Humphres, Jamie		0	0	0	0	0	0	0	3	3	0	0	0	0	0	0	7
20	Harrison, Dennis		--	--	--	--	--	--	--	--	--	--	--	--	--	--	--	DNP
32	Wood, Eric		--	--	--	--	--	--	--	--	--	--	--	--	--	--	--	DNP
44	Knapper, Sam		--	--	--	--	--	--	--	--	--	--	--	--	--	--	--	DNP
	Team Totals								0	2	2				0			
	TOTALS		19	43	4	12	15	25	10	30	40	9	57	9	10	1	8	160

Deadball Rebounds: 5, 0: 5

Tot FG %:	1st Half:	6-21	.286	2nd Half: 13-22	.591	Game: .442
3-Pt FG %:	1st Half:	1- 7	.143	2nd Half: 3- 5	.600	Game: .333
FT % :	1st Half:	2- 5	.400	2nd Half: 13-20	.650	Game: .600

	1st	2nd	OT	OT	Tot
BCHS	18	25			43
MLK	15	42			57

OFFICIALS: Major Shelton, Stacey Rymer, David Gilliam

Technical Fouls: none

Attendance: TBA

Comments: 1996 TSSAA Class AA Semifinals

BCHS 4 14 15 10

MLK 10 5 23 19

FIRST-HALF BOX SCORE
NOT AVAILABLE FOR THIS GAME

If you have this information please
notify or email a scan to tssaa@tssaa.org.

010

OFFICIAL NCAA BASKETBALL BOX SCORE — Site: Murfreesboro, Tenn.

Martin Luther King High School (22-9) — Date: March 16, 1996

	MLK (VISITORS)		Total FG	Total AT	3-Pts FG	3-Pts AT	FT	FT AT	Rebounds OF	Rebounds DF	Rebounds To	PF	TP	A	TO	BK	ST	MN
30	Arinze, Niki	f	7	14	0	0	2	5	4	6	10	3	16	0	2	0	1	24
34	Moore, Michael	f	3	3	0	0	2	2	0	2	2	3	8	1	2	0	0	23
50	Scott, Ian	c	4	7	0	0	0	0	1	5	6	3	8	0	2	0	1	26
12	Wallace, Jimmy	g	1	2	0	0	0	0	0	0	0	0	2	0	0	0	1	13
22	Thompson, James	g	2	6	1	2	2	4	2	4	6	3	7	3	4	0	1	27
14	Hollie, Oba		1	1	0	0	0	1	0	0	0	0	2	0	0	0	0	3
24	Shaw, Michael		5	7	1	2	3	4	0	2	2	1	14	5	2	0	3	28
40	White, Ian		0	0	0	0	0	0	0	0	0	2	0	0	0	0	0	5
42	Humphres, Jamie		0	0	0	0	0	0	1	2	3	1	0	0	1	0	0	10
20	Harrison, Dennis		0	0	0	0	0	0	0	0	0	0	0	0	0	0	0	0+
32	Wood, Eric		0	0	0	0	0	0	0	0	0	0	0	0	0	0	0	0+
44	Knapper, Sam		0	0	0	0	0	0	0	0	0	0	0	0	0	0	0	0+
	Team Totals								0	1	1				0			
	TOTALS		23	40	2	4	9	16	8	22	30	16	57	9	13	0	7	160

Deadball Rebounds: 3, 0: 3

	1st Half		2nd Half		Game	
Tot FG %:	13-20	.650	10-20	.500		.575
3-Pt FG %:	2- 4	.500	0- 0	.000		.500
FT % :	3- 7	.429	6- 9	.667		.563

Fulton High School (29-4)

	FHS (HOME)		Total FG	Total AT	3-Pts FG	3-Pts AT	FT	FT AT	Rebounds OF	Rebounds DF	Rebounds To	PF	TP	A	TO	BK	ST	MN
32	Austin, Wayne	f	2	11	2	8	0	0	1	0	1	4	6	1	3	0	2	28
40	Zimmerman, John	f	3	12	2	9	0	0	1	2	3	2	8	5	2	2	0	31
50	Jones, Matt	c	4	10	0	0	3	4	5	2	7	0	11	1	0	0	0	25
20	Turner, Juan	g	7	11	0	0	1	4	5	4	9	1	15	1	1	1	1	30
30	Wiley, Chris	g	0	2	0	0	3	4	0	3	3	5	3	0	2	0	2	20
10	Earles, Colby		1	3	1	2	0	0	2	0	2	4	3	2	3	0	2	19
44	Hodge, DeJuan		0	0	0	0	0	0	0	2	2	1	0	0	0	0	0	7
14	Cooper, Brandon		0	0	0	0	0	0	0	0	0	0	0	0	0	0	0	0+
22	Stanger, Marshall		0	0	0	0	0	0	0	0	0	0	0	0	0	0	0	0+
24	Wood, Ricky		1	1	1	1	0	0	0	0	0	0	3	0	0	0	0	0+
34	Longmire, Jason		--	--	--	--	--	--	--	--	--	--	--	--	--	--	--	DNP
42	Dobson, Carlos		0	0	0	0	0	0	0	0	0	0	0	0	0	0	0	0+
	Team Totals								0	0	0				0			
	TOTALS		18	50	6	20	7	12	14	13	27	17	49	10	11	3	7	160

Deadball Rebounds: 1, 0: 1

	1st Half		2nd Half		Game	
Tot FG %:	8-25	.320	10-25	.400		.360
3-Pt FG %:	1-10	.100	5-10	.500		.300
FT % :	5- 8	.625	2- 4	.500		.583

	1st	2nd	OT	OT	Tot
MLK	31	26			57
FHS	22	27			49

OFFICIALS: Major Shelton, David Gilliam, James Hicks

Technical Fouls: none

Attendance: TBA

Comments: 1996 TSSAA Class AA Championship

MLK 18 13 14 12

FHS 9 13 12 15

010

OFFICIAL NCAA BASKETBALL BOX SCORE - FIRST HALF

Martin Luther King High School — Date: March 16, 1996

MLK (VISITORS)			Total FG	Total AT	3-Pts FG	3-Pts AT	FT	FT AT	Rebounds OF	Rebounds DF	Rebounds To	PF	TP	A	TO	BK	ST	MN
30	Arinze, Niki	f	5	8	0	0	0	2	1	4	5	3	10	0	1	0	1	13
34	Moore, Michael	f	0	0	0	0	2	2	0	0	0	2	2	1	1	0	0	10
50	Scott, Ian	c	2	3	0	0	0	0	1	2	3	2	4	0	1	0	0	12
12	Wallace, Jimmy	g	1	1	0	0	0	0	0	0	0	0	2	0	0	0	1	7
22	Thompson, James	g	1	3	1	2	0	0	0	3	3	2	3	2	1	0	0	15
14	Hollie, Oba		1	1	0	0	0	1	0	0	0	0	2	0	0	0	0	3
20	Harrison, Dennis		0	0	0	0	0	0	0	0	0	0	0	0	0	0	0	--
24	Shaw, Michael		3	4	1	2	1	2	0	1	1	1	8	2	1	0	2	14
32	Wood, Eric		0	0	0	0	0	0	0	0	0	0	0	0	0	0	0	--
40	White, Ian		0	0	0	0	0	0	0	0	0	0	0	0	0	0	0	1
42	Humphres, Jamie		0	0	0	0	0	0	1	1	2	0	0	0	1	0	0	5
44	Knapper, Sam		0	0	0	0	0	0	0	0	0	0	0	0	0	0	0	--
	Team Totals								0	1	1				0			
	TOTALS		13	20	2	4	3	7	3	12	15	10	31	5	6	0	4	80

Deadball Rebounds: 2, 0: 2

Tot FG %: 1st Half: 13-20 .650
3-Pt FG %: 1st Half: 2- 4 .500
FT % : 1st Half: 3- 7 .429

Fulton High School

FHS (HOME)			Total FG	Total AT	3-Pts FG	3-Pts AT	FT	FT AT	Rebounds OF	Rebounds DF	Rebounds To	PF	TP	A	TO	BK	ST	MN
32	Austin, Wayne	f	1	5	1	5	0	0	0	0	0	2	3	0	3	0	1	14
40	Zimmerman, John	f	1	6	0	4	0	0	1	0	1	0	2	2	0	0	0	13
50	Jones, Matt	c	3	7	0	0	2	2	2	0	2	0	8	1	0	0	0	12
20	Turner, Juan	g	3	5	0	0	1	4	4	4	8	0	7	0	0	1	1	15
30	Wiley, Chris	g	0	0	0	0	2	2	0	2	2	3	2	0	1	0	0	14
10	Earles, Colby		0	2	0	1	0	0	1	0	1	2	0	0	1	0	1	8
14	Cooper, Brandon		0	0	0	0	0	0	0	0	0	0	0	0	0	0	0	--
22	Stanger, Marshall		0	0	0	0	0	0	0	0	0	0	0	0	0	0	0	--
24	Wood, Ricky		0	0	0	0	0	0	0	0	0	0	0	0	0	0	0	--
34	Longmire, Jason		0	0	0	0	0	0	0	0	0	0	0	0	0	0	0	--
42	Dobson, Carlos		0	0	0	0	0	0	0	0	0	0	0	0	0	0	0	--
44	Hodge, DeJuan		0	0	0	0	0	0	0	0	0	0	0	0	0	0	0	4
	Team Totals								0	0	0				0			
	TOTALS		8	25	1	10	5	8	8	6	14	7	22	3	5	1	3	80

Deadball Rebounds: 0, 0: 0

Tot FG %: 1st Half: 8-25 .320
3-Pt FG %: 1st Half: 1-10 .100
FT % : 1st Half: 5- 8 .625

	1st	2nd	OT	OT	Tot
MLK	31				31
FHS	22				22

OFFICIALS: Major Shelton, David Gilliam, James Hicks
Technical Fouls:
Attendance: TBA
Comments: 1996 TSSAA Class AA Championship

MLK 18 13
FHS 9 13

1991 Class A State Boys' Basketball Tournament

March 20 - March 23, 1991 · Murphy Center - MTSU - Murfreesboro, TN

Game 1
Wed. Mar. 20 11:00 AM

N. MLK (21-8)	67
Chattanooga City (23-8)	54

Game 2
Wed. Mar. 20 12:45 PM

Middleton (27-5)	65
Moore Co. (24-6)	53

Game 3
Wed. Mar. 20 2:30 PM

CSAS (23-7)	68
Pickett Co. (33-2)	63

Game 4
Wed. Mar. 20 5:15 PM

Denmark West (20-10)	65
Wayne Co. (21-7)	55

Game 5
Fri. Mar. 22 11:00 AM

N. MLK	49
Middleton	47

Game 6
Fri. Mar. 22 12:45 PM

CSAS	69
Denmark West	58

Game 7
Sat. Mar. 23 4:00 PM

N. MLK	51
CSAS	47

N. MLK
STATE CHAMPION

FINAL

OFFICIAL NCAA® BASKETBALL BOX SCORE

Date 20 March Site MTSU

VISITORS (Last name, first) (Indicate starters with an asterisk)

No.	Martin Luther King (22-8)	Total FG FG	Total FG FGA	3-point FG	3-point FGA	FT	FTA	Rebounds Off	Rebounds Def.	Rebounds Tot	PF	TP	A	TO	BLK	S	MIN
10	Marks, Lamar	3	4	0	0	7	10	0	2	2	3	13	0	1	0	1	
24	Shaw, Steven	0	1	0	0	0	0	0	0	0	0	0	0	0	0	0	
34	Sizemore, Nathan	4	6	1	1	5	8	2	3	5	0	14	0	0	0	2	
42	Pride, David	3	4	0	0	0	2	3	2	5	2	6	0	2	0	0	
44	Mitchell, Joey	6	13	0	0	6	7	1	6	7	3	18	1	5	0	1	
12	Rediker, Brian	0	0	0	0	0	0	0	0	0	0	0	0	0	0	0	
20	Parker, Brian																
30	Burns, Cedric	1	1	0	0	0	0	0	0	0	4	2	1	3	0	0	
32	Logan, Chris																
40	Perkins, Jerry																
50	Mitchell, Mike	7	13	0	0	0	0	0	2	2	0	14	0	0	0	0	
14	Knight, Ray																
22	Branum, Carlos																
	TEAM REBOUNDS (included in Totals)								1								
	TOTALS	24	42	1	1	18	27	6	15	22	12	67	3	11	0	4	

TOTAL FG%: 1st half .565 (13-23) 2nd half .579 (11-19) Game .571 (24-42) Deadball rebounds 2

3-Pt. FG%: 1st half .1000 (1-1) 2nd half .000 (0-0) Game .1000 (1-1)

FT%: 1st half .500 (5-10) 2nd half .765 (13-17) Game .667 (18-27)

HOME (Last name, first) (Indicate starters with an asterisk)

No.	Chattanooga City (23-9)	Total FG FG	Total FG FGA	3-point FG	3-point FGA	FT	FTA	Rebounds Off.	Rebounds Def.	Rebounds Tot.	PF	TP	A	TO	BLK	S	MIN
12	Key, Dana	0	3	0	2	0	0	2	0	2	1	0	2	3	0	0	
14	Mostiller, Demitrius	2	4	1	2	2	2	0	2	2	4	7	3	4	0	2	
30	Matthews, Ara	8	14	0	0	4	5	4	3	7	(5)	20	3	1	1	0	
40	Clemons, Cordell	6	11	0	0	0	2	3	7	10	(5)	12	1	3	0	0	
52	McClure, Algie	4	6	0	0	0	0	3	2	5	(5)	8	2	3	0	1	
2	Wiley, Stacy																
24	Flannigan, Anthony	2	9	1	4	2	2	1	1	2	3	7	1	5	0	1	
32	Lawsden, Gary																
44	Robinson, Mike	0	1	0	1	0	0	0	1	1	0	0	0	0	0	0	
50	Walton, Antwan	0	0	0	0	0	0	0	0	0	0	0	0	0	0	0	
	TEAM REBOUNDS (included in Totals)								0								
	TOTALS	22	48	2	9	8	11	13	16	29	23	54	12	19	2	4	

TOTAL FG%: 1st half .591 (13-22) 2nd half .346 (9-26) Game .458 (22-48) Deadball rebounds 0

3-Pt. FG%: 1st half .500 (1-2) 2nd half .143 (1-7) Game .222 (2-9)

FT%: 1st half .857 (6-7) 2nd half .500 (2-4) Game .727 (8-11)

Technical fouls:

Attendance:

Officials:

SCORE BY PERIODS	1st H.		2nd H.		OT	OT	FINAL
M.L. King	13	19	16	19			67
Chatt. City	15	18	12	9			54

NCAA 6649-8/89

HALF

OFFICIAL NCAA® BASKETBALL BOX SCORE

Date 20 March Site MTSU

VISITORS (Last name, first) (Indicate starters with an asterisk)

No.	Martin Luther King	Total FG FG	Total FG FGA	3-point FG	3-point FGA	FT	FTA	Rebounds Off.	Rebounds Def.	Rebounds Tot.	PF	TP	A	TO	BLK	S	MIN
10	Marks, Lamar	1	1	0	0	2	3	0	1	1	2	4	0	0	0	1	
24	Shaw, Steven	0	1	0	0	0	0	0	0	0	0	0	0	0	0	0	
34	Sizemore, Nathan	2	4	1	1	1	3	1	0	1	0	6	0	0	0	1	
42	Pride, David	2	3	0	0	0	1	2	0	2	1	4	0	0	0	0	
44	Mitchell, Joey	4	8	0	0	2	3	1	2	3	2	10	1	3	0	1	
12	Rediker, Brian	0	0	0	0	0	0	0	0	0	0	0	0	0	0	0	
20	Parker, Brian																
30	Burns, Cedric	1	1	0	0	0	0	0	0	0	2	2	1	1	0	0	
32	Logan, Chris																
40	Perkins, Jerry																
50	Mitchell, Mike	3	5	0	0	0	0	0	1	1	0	6	0	0	0	0	
14	Knight, Ray																
22	Branum, Carlos																
	TEAM REBOUNDS (included in Totals)								1								
	TOTALS	13	23	1	1	5	10	4	4	9	7	32	2	4	0	3	

TOTAL FG%: 1st half .565 (13-23) 2nd half _____ Game _____ Deadball rebounds 2

3-Pt. FG%: 1st half .1000 (1-1) 2nd half _____ Game _____

FT%: 1st half .500 (5-10) 2nd half _____ Game _____

HOME (Last name, first) (Indicate starters with an asterisk)

No.	Chattanooga City	Total FG FG	Total FG FGA	3-point FG	3-point FGA	FT	FTA	Rebounds Off.	Rebounds Def.	Rebounds Tot.	PF	TP	A	TO	BLK	S	MIN
12	Key, Dana	0	1	0	1	0	0	1	0	1	0	0	1	2	0	0	
14	Mostiller, Demitrius	1	1	1	1	0	0	0	0	0	3	3	2	1	0	0	
30	Matthews, Ara	5	7	0	0	4	4	2	1	3	3	14	1	1	1	0	
40	Clemons, Cordell	5	8	0	0	0	1	1	6	7	2	10	0	2	0	0	
52	McClure, Algie	1	2	0	0	0	0	1	0	1	2	2	2	0	0	1	
2	Wiley, Stacy																
24	Flannigan, Anthony	1	3	0	0	2	2	1	1	2	0	4	0	2	0	0	
32	Lansden, Gary																
44	Robinson, Mike																
50	Walton, Antwan																
	TEAM REBOUNDS (included in Totals)								0								
	TOTALS	13	22	1	2	6	7	6	8	14	10	33	6	8	1	1	

TOTAL FG%: 1st half .591 (13-22) 2nd half _____ Game _____ Deadball rebounds 0

3-Pt. FG%: 1st half .500 (1-2) 2nd half _____ Game _____

FT%: 1st half .857 (6-7) 2nd half _____ Game _____

Technical fouls: _____

Attendance: _____

Officials: _____

SCORE BY PERIODS	1st H.	2nd H.	OT	OT	HALF
Martin Luther King	13/19				32
Chatt. City	15/18				33

NCAA 6649-8/89

FINAL

OFFICIAL NCAA® BASKETBALL BOX SCORE

Date 22 March Site Murphy Center

VISITORS (Last name, first) (Indicate starters with an asterisk)

No.	M.L. KING	Total FG FG	Total FG FGA	3-point FG	3-point FGA	FT	FTA	Rebounds Off	Rebounds Def	Rebounds Tot.	PF	TP	A	TO	BLK	S	MIN
10	MARKS	3	8	1	1	0	0	3	1	4	3	7	5	3	0	1	
24	SHAW	0	0	0	0	0	0	1	0	1	0	0	0	0	0	0	
34	SIZEMORE	1	6	1	2	0	0	0	7	7	0	3	1	0	0	0	
42	PRIDE	1	1	0	0	0	0	0	0	0	1	2	0	0	0	0	
44	MITCHELL, J	9	14	4	4	6	8	3	4	7	4	28	0	3	2	0	
12	REDIKER, B	0	0	0	0	0	0	0	0	0	0	0					
14	HALL																
20	PARKER																
22	BRANUM																
30	BURNS	0	6	0	0	3	7	3	2	5	0	3	1	3	0	0	
32	LOGAN																
40	PERKINS												0	0	0	1	
50	MITCHELL, M	3	9	0	0	0	1	0	3	3	0	6	2	0	0	0	
	TEAM REBOUNDS (included in Totals)									3							
	TOTALS	17	44	6	7	9	16	10	17	30	8	49	9	9	2	2	

TOTAL FG%: 1st half (9-23) .391 2nd half (8-21) .380 Game (17-44) .386

3-Pt. FG%: 1st half (2-2) 1.000 2nd half (4-5) .800 Game (6-7) .857

FT%: 1st half (4-7) .571 2nd half (5-9) .555 Game (9-16) 563

Deadball rebounds 2

HOME (Last name, first) (Indicate starters with an asterisk)

No.	MIDDLETON	Total FG FG	Total FG FGA	3-point FG	3-point FGA	FT	FTA	Rebounds Off	Rebounds Def	Rebounds Tot.	PF	TP	A	TO	BLK	S	MIN
12	RIMER	2	8	1	5	0	0	0	2	2	1	5	1	1	0	0	
20	SMITH	2	9	0	2	0	0	1	2	3	3	4	7	6	1	2	
30	MCKINNIE	5	11	0	1	2	2	2	2	4	2	12	1	0	0	1	
42	CHAPPELL	9	11	0	0	0	0	7	3	10	1	18	0	1	0	0	
44	HAMER	2	6	0	0	0	0	5	10	15	4	4	0	0	11	0	
4	HOBBS																
10	MURDOCK	0	3	0	0	0	1	1	0	1	0	0	0	1	0	0	
14	JONES	2	8	0	2	0	0	0	0	0	0	4	0	2	0	0	
22	SCOTT																
24	MURDEN	0	0	0	0	0	0	0	1	1	2	0	1	0	0	0	
34	LOFTIES																
40	PARKS																
50	SMITH																
52	BURCHETTE																
	TEAM REBOUNDS (included in Totals)									1							
	TOTALS	22	56	1	10	2	3	16	20	37	13	47	10	11	12	3	

TOTAL FG%: 1st half (12-33) .364 2nd half (10-23) 435 Game (22-56) .393

3-Pt. FG%: 1st half (0-6) .000 2nd half (1-4) .250 Game (1-10) .100

FT%: 1st half (0-0) .000 2nd half (2-3) 667 Game (2-3) .667

Deadball rebounds 0

Technical fouls:

Attendance:

Officials:

SCORE BY PERIODS	1st H.		2nd H.		OT	OT	FINAL
M.L. King	12	12	9	16			49
Middleton	14	10	19	4			47

OFFICIAL NCAA® BASKETBALL BOX SCORE Date 22 March Site Murphy Center

VISITORS (Last name, first) (Indicate starters with an asterisk)

No.	M.L. KING	Total FG FG	Total FG FGA	3-point FG	3-point FGA	FT	FTA	Rebounds Off.	Rebounds Def.	Rebounds Tot.	PF	TP	A	TO	BLK	S	MIN
10	MARKS	1	3	0	0	0	0	0	1	1	1	2	2	3	0	0	
24	SHAW	0	0	0	0	0	0	1	0	1	0	0	0	0	0	0	
34	SIZEMORE	0	3	0	0	0	0	0	4	4	0	0	1	0	0	0	
42	PRIDE	1	1	0	0	0	0	0	0	0	1	2	0	0	0	0	
44	MITCHELL, J.	5	9	2	2	3	4	1	3	4	1	15	0	1	2	0	
12	REDIKER, B.	0	0	0	0	0	0	0	0	0	0	0	0	0	0	0	
14	HALL																
20	PARKER																
22	BRANUM																
30	BURNS	0	2	0	0	1	2	0	1	1	0	1	1	1	0	0	
32	LOGAN																
40	PERKINS																
50	MITCHELL, M.	2	5	0	0	0	1	0	3	3	0	4	0	0	0	0	
	TEAM REBOUNDS (included in Totals)									1			4				
	TOTALS	9	23	2	2	4	7	2	12	15	3	24	3	5	2	0	

TOTAL FG%: 1st half (9-23) .391 2nd half _____ Game _____ Deadball rebounds 1

3-Pt. FG%: 1st half (2-2) 1.000 2nd half _____ Game _____

FT%: 1st half (4-7) .571 2nd half _____ Game _____

HOME (Last name, first) (Indicate starters with an asterisk)

No.	MIDDLETON	Total FG FG	Total FG FGA	3-point FG	3-point FGA	FT	FTA	Rebounds Off.	Rebounds Def.	Rebounds Tot.	PF	TP	A	TO	BLK	S	MIN
12	RIMER	0	4	0	2	0	0	0	1	1	1	0	1	0	0	0	
20	SMITH	2	5	0	2	0	0	0	1	1	1	4	2	1	0	1	
30	McKINNIE	3	6	0	0	0	0	2	0	2	0	6	1	0	0	1	
42	CHAPPELL	5	6	0	0	0	0	2	3	5	1	10					
44	HAMER	2	3	0	0	0	0	3	8	11	1	4	0	0	4	0	
4	HOBBS																
10	MURDOCK	0	3	0	0	0	0	1	0	1	0	0	0	1	0	0	
14	JONES	0	6	0	2	0	0	0	0	0	0	0	0	2	0	0	
22	SCOTT																
24	MURDEN	0	0	0	0	0	0	0	0	0	2	0	1	0	0	0	
34	LOFTIES																
40	PARKS																
50	SMITH																
52	BURCHETTE																
	TEAM REBOUNDS (included in Totals)									0							
	TOTALS	12	33	0	6	0	0	8	13	21	6	24	5	4	4	2	

TOTAL FG%: 1st half (12-33) (.364) 2nd half _____ Game _____ Deadball rebounds 0

3-Pt. FG%: 1st half (0-6) .000 2nd half _____ Game _____

FT%: 1st half (0-0) .000 2nd half _____ Game _____

Technical fouls: _____

Attendance: _____

Officials: _____

SCORE BY PERIODS	1st H.	2nd H.	OT	OT	FINAL
M.L. King	12	12			
Middleton	14	10			

NCAA 6649-8/89

FINAL

OFFICIAL NCAA® BASKETBALL BOX SCORE

Date 3/22/91 Site MURPHY CENTER

VISITORS (Last name, first) (Indicate starters with an asterisk)

(25-8)

No.	CHATT. ARTS & SCI.	Total FG FG	Total FG FGA	3-point FG	3-point FGA	FT	FTA	Rebounds Off	Rebounds Def	Rebounds Tot	PF	TP	A	TO	BLK	S	MIN
10	BRADEN	1	7	0	5	0	0	0	3	3	1	2	2	2	0	1	
12	ROBERTS	3	8	0	4	0	0	0	3	3	5	6	2	6	0	1	
23	MOSS	5	7	0	0	1	2	1	4	5	4	11	0	2	0	0	
32	CLARK	5	7	0	0	0	0	1	4	5	5	8	0	2	0	0	
34	HUDGINS	9	14	0	0	0	2	5	10	15	2	18	0	2	2	2	
3	FLANNAGAN	0	1	0	1	2	4	0	0	0	4	2	0	0	0	0	
4	CHESNEY																
14	HARADAY																
15	MCGHEE																
21	PRIDE	0	1	0	0	0	0	0	0	0	3	0	2	0	0	0	
22	RUTLEDGE	0	1	0	0	0	0	0	1	1	5	0	0	0	0	1	
25	FITZSIMMONS																
30	HINTON																
40	GLASS																
50	BURNS																
	TEAM REBOUNDS (included in Totals)									1							
	TOTALS	23	46	0	10	3	8	7	25	33	29	47	6	14	2	5	

TOTAL FG%: 1st half (10-22) .455 2nd half (13-24) .542 Game (23-46) .500

3-Pt. FG%: 1st half (0-6) .000 2nd half (0-4) .000 Game (0-10) .000

FT%: 1st half (0-0) .000 2nd half (3-8) .375 Game (3-8) .375

Deadball rebounds 1

HOME (Last name, first) (Indicate starters with an asterisk)

No.	MLKING (24-8)	Total FG FG	Total FG FGA	3-point FG	3-point FGA	FT	FTA	Rebounds Off.	Rebounds Def.	Rebounds Tot.	PF	TP	A	TO	BLK	S	MIN
10	MARKS	5	8	1	2	8	14	0	3	3	3	19	1	1	0	2	
24	SHAW	2	3	0	0	2	2	0	7	7	2	6	0	0	1	0	
32	LOGAN	2	3	1	2	0	0	1	1	2	1	5	2	2	0	0	
34	SIZEMORE	1	5	0	0	2	2	0	0	0	2	4	0	1	0	1	
42	PRIDE	2	4	0	0	1	3	0	3	3	1	5	0	1	0	1	
12	REDIKER	0	0	0	0	3	6	0	0	0	0	3	1	1	0	0	
14	SANDERS																
50	MITCHELL, M.																
20	PARKER	0	3	0	2	0	0	1	0	1	0	0	0	0	0	0	
22	BRANUM																
30	BURNS	2	5	0	0	5	9	1	3	4	1	9	1	0	0	0	
40	PERKINS	0	0	0	0	0	0	0	0	0	0	0	0	0	0	0	
44	MITCHELL, J.																
	TEAM REBOUNDS (included in Totals)									4							
	TOTALS	14	31	2	6	21	36	3	17	24	10	51	4	12	1	4	

TOTAL FG%: 1st half (8-19) .421 2nd half (6-12) .500 Game (14-31) .452

3-Pt. FG%: 1st half (1-4) .250 2nd half (1-2) .500 Game (2-6) .333

FT%: 1st half (7-11) .636 2nd half (14-25) .560 Game (21-36) .583

Deadball rebounds 2

Technical fouls:

Attendance:

Officials: Gary Vaughn, Carlton Williams, Larry McDaniel

SCORE BY PERIODS	1st H.		2nd H.		OT	OT	FINAL
ARTS & SCIENCES	12	8	8	19			47
MARTIN LUTHER KING	9	15	15	12			51

HALF

OFFICIAL NCAA® BASKETBALL BOX SCORE

Date 3/22/91 Site MURPHY CENTER

VISITORS (Last name, first) (Indicate starters with an asterisk)

No.	CHATT. ARTS & SCI.	Total FG FG	Total FG FGA	3-point FG	3-point FGA	FT	FTA	Rebounds Off.	Rebounds Def.	Rebounds Tot.	PF	TP	A	TO	BLK	S	MIN
10	BRADEN	1	5	0	3	0	0	0	2	2	1	2	0	1	0	1	
12	ROBERTS	2	5	0	3	0	0	0	2	2	0	4	0	3	0	1	
23	MOSS	1	1	0	0	0	0	1	3	4	3	2	0	2	0	0	
32	CLARK	3	6	0	0	0	0	0	2	2	1	6	0	0	0	0	
34	HUDGINS	3	5	0	0	0	0	2	3	5	1	6	0	2	2	1	
3	FLANNAGAN																
4	CHESNEY																
14	HARADAY																
15	McGHEE																
21	PRIDE	0	0	0	0	0	0	0	0	0	0	0	0	0	0	0	
22	RUTLEDGE	0	0	0	0	0	0	0	0	0	1	0	0	0	0	1	
25	FITZSIMMONS																
30	HINTON																
40	GLASS																
50	BURNS																
	TEAM REBOUNDS (included in Totals)									0							
	TOTALS	10	22	0	6	0	0	3	12	15	7	20	0	8	2	4	

TOTAL FG%: 1st half (10-22) .455 2nd half _____ Game _____ Deadball rebounds 0

3-Pt. FG%: 1st half (0-6) .000 2nd half _____ Game _____

FT%: 1st half (0-0) .000 2nd half _____ Game _____

HOME (Last name, first) (Indicate starters with an asterisk)

No.	MLK	Total FG FG	Total FG FGA	3-point FG	3-point FGA	FT	FTA	Rebounds Off.	Rebounds Def.	Rebounds Tot.	PF	TP	A	TO	BLK	S	MIN
10	MARKS	4	6	1	2	3	4	0	0	0	0	12	1	1	0	2	
24	SHAW	1	2	0	0	2	2	0	5	5	0	4	0	0	0	0	
32	LOGAN	1	1	0	0	0	0	0	0	0	1	2	1	1	0	0	
34	SIZEMORE	1	2	0	0	0	0	0	0	0	1	2	0	5	0	1	
42	PRIDE	1	3	0	0	0	1	0	1	1	0	2	0	1	0	1	
12	REDIKER	0	0	0	0	0	0	0	0	0	0	0	1	0	0	0	
14	SANDERS																
50	MITCHELL, M.																
20	PARKER	0	3	0	2	0	0	1	0	1	0	0	0	0	0	0	
22	BRANUM																
30	BURNS	0	2	0	0	2	4	0	1	1	0	2	0	0	0	0	
40	PERKINS	0	0	0	0	0	0	0	0	0	0	0	0	0	0	0	
44	MITCHELL, J.																
	TEAM REBOUNDS (included in Totals)									3							
	TOTALS	8	19	1	4	7	11	1	7	11	2	24	3	8	0	4	

TOTAL FG%: 1st half (8-19) .421 2nd half _____ Game _____ Deadball rebounds 1

3-Pt. FG%: 1st half (1-4) .250 2nd half _____ Game _____

FT%: 1st half (7-10) .636 2nd half _____ Game _____

Technical fouls: _____

Attendance: _____

Officials: Gary Vaughn, Carlton Williams, Larry McDaniel

SCORE BY PERIODS	1st H.		2nd H.		OT		OT		HALF ~~FINAL~~
ARTS & SCIENCES	12	8							20
MARTIN LUTHER KING	9	15							24

NCAA 6649-8/89