Sullivan Central High School
Boys' Basketball
Blountville, TN

POSTSEASON HISTORY REPORT

GENERATED MAY 7, 2024

Summary

Championship Record: 2-4
Appearances (5): 2005, 1984, 1975, 1971, 1969

Finals Appearances

None found.

Awards

None found.

2005 Class AA State Boys' Basketball Tournament

March 16 - March 19, 2005 · Murphy Center - MTSU - Murfreesboro, TN

Game 1
Wed. Mar. 16 7:00 PM

David Lipscomb (25-8)	55
Austin-East (26-9)	52

Game 2
Wed. Mar. 16 8:45 PM

Humboldt (23-10)	54
Raleigh Egypt (31-2)	74

Game 3
Thu. Mar. 17 10:30 AM

N. MLK (29-4)	44
Haywood (41)	41

Game 4
Thu. Mar. 17 12:15 PM

Bolivar Central (26-5)	81
Sullivan Central (25-10)	46

Game 5
Fri. Mar. 18 2:00 PM

David Lipscomb	48
Raleigh Egypt	63

Game 6
Fri. Mar. 18 5:15 PM

N. MLK	44
Bolivar Central	47

Game 7
Sat. Mar. 19 5:00 PM

Raleigh Egypt	40
Bolivar Central	44

Bolivar Central
STATE CHAMPION

Official Basketball Box Score
Sullivan Central vs Bolivar Central
03/17/05 12:15 p.m. at Murphy Center, Murfreesboro, Tenn.

VISITORS: Sullivan Central 25-11

##	Player Name		TOT-FG FG-FGA	3-PT FG-FGA	FT-FTA	REBOUNDS OF	DE	TOT	PF	TP	A	TO	BLK	S	MIN
14	Buchanan, Gabe.....	*	3-7	1-4	2-2	1	1	2	1	9	2	1	0	3	17
24	Weatherford, Philip.	*	2-7	2-6	0-0	0	0	0	0	6	0	1	0	0	15
30	Sanchez, David.....	*	0-6	0-1	0-0	1	3	4	2	0	2	5	0	1	18
34	Beverly, Jeff.....	*	3-11	1-2	1-2	2	4	6	1	8	0	1	0	0	19
40	Leonard, Erik.....	*	3-11	0-1	0-0	5	3	8	0	6	0	0	0	2	18
10	Dinkel, Nathan.....		0-4	0-1	0-0	0	0	0	0	0	0	2	0	0	11
12	Nussman, Zach.....		0-0	0-0	0-0	0	1	1	0	0	0	0	0	0	3
20	McCoy, Vincent.....		0-1	0-1	1-2	0	0	0	0	1	0	0	0	0	5
22	Toler, Jonathan.....		3-8	1-4	1-1	2	3	5	1	8	2	1	0	1	12
32	Lane, Jesse.....		0-1	0-0	0-0	1	0	1	1	0	1	1	1	1	10
42	Hess, Justin.....		1-6	0-4	1-1	2	2	4	2	3	0	3	0	0	12
44	Hughes, Josh.....		1-1	0-0	0-0	0	1	1	0	2	0	1	0	0	4
50	Webb, Noah.....		0-0	0-0	0-0	0	0	0	0	0	1	0	0	0	3
52	Hubbard, Austin.....		1-3	0-0	1-2	1	2	3	2	3	0	1	0	1	10
54	Winchell, Morgan....		0-0	0-0	0-0	0	0	0	0	0	0	0	0	0	3
	TEAM.....					2	2	4							
	Totals.....		17-66	5-24	7-10	17	22	39	10	46	8	17	1	9	160

TOTAL FG% 1st Half: 4-30 13.3% 2nd Half: 13-36 36.1% Game: 25.8% DEADB
3-Pt. FG% 1st Half: 2-12 16.7% 2nd Half: 3-12 25.0% Game: 20.8% REBS
F Throw % 1st Half: 1-2 50.0% 2nd Half: 6-8 75.0% Game: 70.0% 1

HOME TEAM: Bolivar Central 27-5

##	Player Name		TOT-FG FG-FGA	3-PT FG-FGA	FT-FTA	REBOUNDS OF	DE	TOT	PF	TP	A	TO	BLK	S	MIN
00	Kemp, Olajuwon.....	*	3-5	0-0	0-0	2	3	5	2	6	0	2	3	1	15
01	Kemp, Willie.....	*	6-11	2-5	0-0	1	6	7	2	14	7	1	1	2	19
03	Murrell, Artemus....	*	2-5	0-3	0-0	1	2	3	0	4	3	1	0	1	17
04	Chism, Wayne.....	*	10-14	0-0	1-1	6	8	14	1	21	1	2	4	2	16
24	Robinson, Brandy....	*	2-8	1-5	0-0	0	2	2	0	5	0	0	0	1	14
10	Griffin, Jerry.....		2-4	2-3	0-0	0	3	3	1	6	2	2	0	0	11
15	Sisco, Bret.....		1-4	0-2	0-0	0	0	0	0	2	2	1	0	0	5
20	Crisp, Monterrio....		1-2	0-0	0-0	1	1	2	0	2	1	0	0	0	4
21	Griggs, Jay.....		1-6	0-3	0-0	0	0	0	0	2	2	5	0	1	13
25	Gudger, Nahada.....		1-3	0-0	0-0	1	0	1	1	2	0	0	0	0	7
31	Griggs, Presley.....		1-2	0-1	0-0	1	0	1	1	2	0	0	0	0	5
32	Armstrong, Dylan....		0-2	0-2	0-0	0	0	0	0	0	1	0	0	0	5
33	Rhodes, Jeremy.....		6-9	0-0	3-4	5	4	9	2	15	0	0	3	0	16
34	Simmons, Fred.....		0-2	0-0	0-0	1	3	4	0	0	2	0	1	0	13
	TEAM.....					1	2	3							
	Totals.....		36-77	5-24	4-5	20	34	54	10	81	21	14	12	8	160

TOTAL FG% 1st Half: 20-39 51.3% 2nd Half: 16-38 42.1% Game: 46.8% DEADB
3-Pt. FG% 1st Half: 5-16 31.3% 2nd Half: 0-8 0.0% Game: 20.8% REBS
F Throw % 1st Half: 1-1 100 % 2nd Half: 3-4 75.0% Game: 80.0% 0

Officials: Mickey Hogsed, Bret Smith, Ronald Ward
Technical fouls: Sullivan Central-None. Bolivar Central-None.
Attendance:

Score by Periods	1st	2nd	3rd	4th		Total
Sullivan Central.....	2	9	19	16	-	46
Bolivar Central.....	26	20	14	21	-	81

Newspaper Box Score
Sullivan Central vs Bolivar Central
03/17/05 12:15 p.m. at Murphy Center, Murfreesboro, Tenn.
At Murphy Center, Murfreesboro, Tenn.
BOLIVAR CENTRAL 81, SULLIVAN CENTRAL 46
SULLIVAN CENTRAL (25-11)
Buchanan, Gabe 3-7 2-2 9; Toler, Jonathan 3-8 1-1 8; Beverly, Jeff 3-11 1-2 8; Weatherford, Philip 2-7 0-0 6; Leonard, Erik 3-11 0-0 6; Hubbard, Austin 1-3 1-2 3; Hess, Justin 1-6 1-1 3; Hughes, Josh 1-1 0-0 2; McCoy, Vincent 0-1 1-2 1; Dinkel, Nathan 0-4 0-0 0; Lane, Jesse 0-1 0-0 0; Sanchez, David 0-6 0-0 0. Totals 17-66 7-10 46.
BOLIVAR CENTRAL (27-5)
Chism, Wayne 10-14 1-1 21; Rhodes, Jeremy 6-9 3-4 15; Kemp, Willie 6-11 0-0 14; Kemp, Olajuwon 3-5 0-0 6; Griffin, Jerry 2-4 0-0 6; Robinson, Brandy 2-8 0-0 5; Murrell, Artemus 2-5 0-0 4; Sisco, Bret 1-4 0-0 2; Gudger, Nahada 1-3 0-0 2; Griggs, Presley 1-2 0-0 2; Crisp, Monterrio 1-2 0-0 2; Griggs, Jay 1-6 0-0 2; Armstrong, Dylan 0-2 0-0 0; Simmons, Fred 0-2 0-0 0. Totals 36-77 4-5 81.

Sullivan Central.....	2	9	19	16	-	46
Bolivar Central.....	26	20	14	21	-	81

3-point goals-Sullivan Central 5-24 (Weatherford, Philip 2-6; Buchanan, Gabe 1-4; Beverly, Jeff 1-2; Toler, Jonathan 1-4; McCoy, Vincent 0-1; Dinkel, Nathan 0-1; Sanchez, David 0-1; Hess, Justin 0-4; Leonard, Erik 0-1), Bolivar Central 5-24 (Griffin, Jerry 2-3; Kemp, Willie 2-5; Robinson, Brandy 1-5; Murrell, Artemus 0-3; Sisco, Bret 0-2; Griggs, Presley 0-1; Griggs, Jay 0-3; Armstrong, Dylan 0-2). Fouled out--Sullivan Central-None, Bolivar Central-None. Rebounds-Sullivan Central 39 (Leonard, Erik 8), Bolivar Central 54 (Chism, Wayne 14). Assists-Sullivan Central 8 (Toler, Jonathan 2; Buchanan, Gabe 2; Sanchez, David 2), Bolivar Central 21 (Kemp, Willie 7). Total fouls-Sullivan Central 10, Bolivar Central 10.

Play-By-Play
Sullivan Central vs Bolivar Central
03/17/05 12:15 p.m. at Murphy Center, Murfreesboro, Tenn.

1st PERIOD Play-by-Play (Page 1)

HOME TEAM: Bolivar Central	TIME	SCORE	MAR	VISITORS: Sullivan Central
MISSED 3 PTR by Murrell, Artemus	07:49			
	07:49			REBOUND (DEF) by Leonard, Erik
	07:33			MISSED JUMPER by Leonard, Erik
REBOUND (DEF) by Chism, Wayne	07:33			
GOOD! JUMPER by Murrell, Artemus	07:23	2-0	H 2	
ASSIST by Kemp, Willie	07:23			
	07:07			MISSED JUMPER by Weatherford, Philip
	07:07			REBOUND (OFF) by Buchanan, Gabe
	06:59			MISSED 3 PTR by Sanchez, David
REBOUND (DEF) by Kemp, Willie	06:59			
GOOD! 3 PTR by Kemp, Willie	06:47	5-0	H 5	
	06:24			MISSED JUMPER by Beverly, Jeff
	06:24			REBOUND (OFF) by Sanchez, David
	06:17			MISSED 3 PTR by Buchanan, Gabe
REBOUND (DEF) by Robinson, Brandy	06:17			
MISSED 3 PTR by Murrell, Artemus	06:08			
REBOUND (OFF) by Chism, Wayne	06:08			
MISSED JUMPER by Chism, Wayne	06:06			
REBOUND (OFF) by Chism, Wayne	06:06			
GOOD! JUMPER by Chism, Wayne [PNT]	06:04	7-0	H 7	
	06:04			TIMEOUT 30sec
	05:39			MISSED JUMPER by Leonard, Erik
BLOCK by Chism, Wayne	05:39			
REBOUND (DEF) by Kemp, Olajuwon	05:37			
GOOD! JUMPER by Kemp, Willie	05:28	9-0	H 9	
	05:18			TURNOVR by Weatherford, Philip
STEAL by Chism, Wayne	05:17			
GOOD! DUNK by Chism, Wayne [PNT]	05:15	11-0	H 11	
	05:08			TURNOVR by Sanchez, David
GOOD! 3 PTR by Kemp, Willie	05:04	14-0	H 14	
	04:46			MISSED 3 PTR by Weatherford, Philip
	04:46			REBOUND (OFF) by Leonard, Erik
	04:41			MISSED 3 PTR by Dinkel, Nathan
REBOUND (DEF) by Chism, Wayne	04:41			
MISSED JUMPER by Kemp, Olajuwon	04:32			
REBOUND (OFF) by Kemp, Willie	04:32			
MISSED 3 PTR by Kemp, Willie	04:05			
REBOUND (OFF) by Chism, Wayne	04:05			
GOOD! DUNK by Chism, Wayne [PNT]	04:03	16-0	H 16	
	03:47			MISSED JUMPER by Beverly, Jeff
BLOCK by Kemp, Olajuwon	03:47			
REBOUND (DEF) by Kemp, Willie	03:46			
TURNOVR by Kemp, Willie	03:39			
	03:38			STEAL by Buchanan, Gabe
FOUL by Kemp, Willie	03:35			
	03:22			TURNOVR by Lane, Jesse
GOOD! JUMPER by Chism, Wayne [PNT]	02:57	18-0	H 18	
ASSIST by Kemp, Willie	02:57			
	02:57			FOUL by Hess, Justin
GOOD! FT SHOT by Chism, Wayne	02:57	19-0	H 19	
	02:46			TURNOVR by Dinkel, Nathan
STEAL by Kemp, Olajuwon	02:46			
MISSED 3 PTR by Robinson, Brandy	02:37			
	02:37			REBOUND (DEF) by Toler, Jonathan
	02:28			MISSED 3 PTR by Hess, Justin
REBOUND (DEF) by Kemp, Olajuwon	02:28			
TURNOVR by Chism, Wayne	02:22			
	02:13			MISSED 3 PTR by Hess, Justin
	02:13			REBOUND (OFF) by Beverly, Jeff
	02:08			MISSED JUMPER by Beverly, Jeff
BLOCK by Chism, Wayne	02:08			
REBOUND (DEF) by Kemp, Willie	02:07			
GOOD! LAYUP by Kemp, Olajuwon [PNT]	02:03	21-0	H 21	
ASSIST by Kemp, Willie	02:03			
	01:41	21-2	H 19	GOOD! JUMPER by Beverly, Jeff
	01:41			ASSIST by Toler, Jonathan
TURNOVR by Chism, Wayne	01:23			

	01:22			STEAL by Lane, Jesse
	01:15			MISSED JUMPER by Beverly, Jeff
BLOCK by Chism, Wayne	01:15			
REBOUND (DEF) by Chism, Wayne	01:13			
	01:12			FOUL by Beverly, Jeff
MISSED 3 PTR by Kemp, Willie	01:03			
	01:03			REBOUND (DEF) by Sanchez, David
	00:49			MISSED JUMPER by Hubbard, Austin
BLOCK by Kemp, Olajuwon	00:49			
REBOUND (DEF) by Murrell, Artemus	00:48			
GOOD! DUNK by Chism, Wayne [PNT]	00:43	23-2	H 21	
ASSIST by Kemp, Willie	00:43			
	00:25			MISSED JUMPER by Lane, Jesse
REBOUND (DEF) by Kemp, Willie	00:25			
GOOD! 3 PTR by Robinson, Brandy	00:17	26-2	H 24	
ASSIST by Murrell, Artemus	00:17			
	00:04			TURNOVR by Sanchez, David
STEAL by Kemp, Willie	00:03			
MISSED 3 PTR by Robinson, Brandy	00:01			
	00:01			REBOUND (DEF) by (TEAM)

Bolivar Central 26, Sullivan Central 2

2nd PERIOD Play-by-Play (Page 1)

HOME TEAM: Bolivar Central	TIME	SCORE	MAR	VISITORS: Sullivan Central
TURNOVR by Griggs, Jay	07:47			
	07:46			STEAL by Sanchez, David
	07:37	26-4	H 22	GOOD! JUMPER by Leonard, Erik
	07:37			ASSIST by Sanchez, David
GOOD! JUMPER by Kemp, Willie [PNT]	07:12	28-4	H 24	
	06:57			TURNOVR by Buchanan, Gabe
TURNOVR by Griggs, Jay	06:40			
	06:34			MISSED JUMPER by Leonard, Erik
BLOCK by Kemp, Olajuwon	06:34			
	06:33			REBOUND (OFF) by Leonard, Erik
	06:31			MISSED JUMPER by Leonard, Erik
REBOUND (DEF) by Murrell, Artemus	06:31			
MISSED 3 PTR by Griggs, Jay	06:23			
REBOUND (OFF) by Kemp, Olajuwon	06:23			
MISSED JUMPER by Kemp, Willie	06:16			
REBOUND (OFF) by Rhodes, Jeremy	06:16			
MISSED JUMPER by Rhodes, Jeremy	06:15			
REBOUND (OFF) by Rhodes, Jeremy	06:15			
	06:15			FOUL by Hubbard, Austin
MISSED 3 PTR by Griggs, Jay	06:13			
	06:13			REBOUND (DEF) by Sanchez, David
	06:05	28-7	H 21	GOOD! 3 PTR by Buchanan, Gabe
	06:05			ASSIST by Sanchez, David
GOOD! LAYUP by Kemp, Olajuwon [PNT]	05:43	30-7	H 23	
ASSIST by Griggs, Jay	05:43			
	05:25			MISSED JUMPER by Leonard, Erik
REBOUND (DEF) by Kemp, Willie	05:25			
MISSED JUMPER by Griggs, Jay	05:15			
REBOUND (OFF) by Kemp, Olajuwon	05:15			
MISSED JUMPER by Kemp, Olajuwon	05:12			
	05:12			REBOUND (DEF) by Sanchez, David
	05:07			MISSED JUMPER by Sanchez, David
BLOCK by Kemp, Willie	05:07			
	05:07			REBOUND (OFF) by (TEAM)
	05:03	30-10	H 20	GOOD! 3 PTR by Weatherford, Philip
MISSED 3 PTR by Murrell, Artemus	04:43			
REBOUND (OFF) by Chism, Wayne	04:43			
GOOD! JUMPER by Chism, Wayne [PNT]	04:41	32-10	H 22	
FOUL by Chism, Wayne	04:26			
	04:26	32-11	H 21	GOOD! FT SHOT by Beverly, Jeff
	04:26			MISSED FT SHOT by Beverly, Jeff
REBOUND (DEF) by Rhodes, Jeremy	04:26			
GOOD! JUMPER by Chism, Wayne	04:05	34-11	H 23	
ASSIST by Murrell, Artemus	04:05			
	03:50			MISSED 3 PTR by Weatherford, Philip
REBOUND (DEF) by Chism, Wayne	03:50			
MISSED 3 PTR by Kemp, Willie	03:42			
	03:42			REBOUND (DEF) by Beverly, Jeff
	03:37			TURNOVR by Beverly, Jeff

STEAL by Murrell, Artemus	03:36			
GOOD! LAYUP by Murrell, Artemus [PNT]	03:29	36-11	H 25	
	03:25			MISSED JUMPER by Sanchez, David
REBOUND (DEF) by Chism, Wayne	03:25			
MISSED JUMPER by Chism, Wayne	03:15			
REBOUND (OFF) by Murrell, Artemus	03:15			
GOOD! LAYUP by Rhodes, Jeremy [PNT]	03:07	38-11	H 27	
ASSIST by Kemp, Willie	03:07			
	02:45			MISSED JUMPER by Beverly, Jeff
	02:45			REBOUND (OFF) by Leonard, Erik
FOUL by Rhodes, Jeremy	02:43			
	02:37			MISSED 3 PTR by Weatherford, Philip
REBOUND (DEF) by Chism, Wayne	02:37			
GOOD! 3 PTR by Griffin, Jerry	02:18	41-11	H 30	
ASSIST by Chism, Wayne	02:18			
	02:06			MISSED 3 PTR by Buchanan, Gabe
REBOUND (DEF) by Chism, Wayne	02:06			
GOOD! DUNK by Chism, Wayne [PNT]	01:56	43-11	H 32	
ASSIST by Griffin, Jerry	01:56			
	01:44			MISSED 3 PTR by Beverly, Jeff
REBOUND (DEF) by Rhodes, Jeremy	01:44			
TURNOVR by Griffin, Jerry	01:35			
	01:23			MISSED JUMPER by Beverly, Jeff
REBOUND (DEF) by Rhodes, Jeremy	01:23			
MISSED LAYUP by Simmons, Fred	01:14			
	01:14			REBOUND (DEF) by Toler, Jonathan
	00:59			TURNOVR by Dinkel, Nathan
MISSED 3 PTR by Griffin, Jerry	00:19			
	00:19			REBOUND (DEF) by Hess, Justin
	00:12			TURNOVR by Hess, Justin
GOOD! 3 PTR by Griffin, Jerry	00:04	46-11	H 35	
ASSIST by Murrell, Artemus	00:04			

Bolivar Central 46, Sullivan Central 11

3rd PERIOD Play-by-Play (Page 1)

HOME TEAM: Bolivar Central	TIME	SCORE	MAR	VISITORS: Sullivan Central
	07:55			MISSED LAYUP by Leonard, Erik
REBOUND (DEF) by Robinson, Brandy	07:55			
MISSED 3 PTR by Robinson, Brandy	07:33			
REBOUND (OFF) by Simmons, Fred	07:33			
MISSED LAYUP by Robinson, Brandy	07:27			
	07:27			REBOUND (DEF) by Leonard, Erik
	07:22			TURNOVR by Sanchez, David
GOOD! JUMPER by Rhodes, Jeremy	07:10	48-11	H 37	
ASSIST by Kemp, Willie	07:10			
	06:57	48-13	H 35	GOOD! LAYUP by Buchanan, Gabe [PNT]
MISSED JUMPER by Rhodes, Jeremy	06:38			
	06:38			REBOUND (DEF) by Leonard, Erik
	06:29			MISSED 3 PTR by Buchanan, Gabe
REBOUND (DEF) by Simmons, Fred	06:29			
GOOD! LAYUP by Rhodes, Jeremy [PNT]	06:07	50-13	H 37	
ASSIST by Kemp, Willie	06:07			
	06:02			TURNOVR by Sanchez, David
STEAL by Kemp, Willie	06:01			
TURNOVR by Griffin, Jerry	05:59			
	05:58			STEAL by Buchanan, Gabe
	05:53	50-15	H 35	GOOD! JUMPER by Beverly, Jeff
	05:53			ASSIST by Buchanan, Gabe
MISSED JUMPER by Robinson, Brandy	05:29			
	05:29			REBOUND (DEF) by Beverly, Jeff
FOUL by Griffin, Jerry	05:22			
	05:22	50-16	H 34	GOOD! FT SHOT by Buchanan, Gabe
	05:22	50-17	H 33	GOOD! FT SHOT by Buchanan, Gabe
TURNOVR by Murrell, Artemus	04:59			
	04:58			STEAL by Buchanan, Gabe
	04:54	50-20	H 30	GOOD! 3 PTR by Weatherford, Philip
	04:54			ASSIST by Buchanan, Gabe
TURNOVR by Griggs, Jay	04:49			
	04:44			MISSED 3 PTR by Weatherford, Philip
REBOUND (DEF) by (TEAM)	04:44			
	04:37			FOUL by Buchanan, Gabe
GOOD! LAYUP by Griggs, Jay [PNT]	04:22	52-20	H 32	

	04:11			MISSED JUMPER by Sanchez, David
REBOUND (DEF) by Griffin, Jerry	04:11			
	03:57			FOUL by Sanchez, David
TURNOVR by Kemp, Olajuwon	03:52			
	03:50			STEAL by Leonard, Erik
	03:42	52-22	H 30	GOOD! JUMPER by Buchanan, Gabe
FOUL by Kemp, Olajuwon	03:31			
TURNOVR by Kemp, Olajuwon	03:31			
	03:23			MISSED JUMPER by Leonard, Erik
BLOCK by Chism, Wayne	03:23			
REBOUND (DEF) by Kemp, Olajuwon	03:18			
MISSED LAYUP by Chism, Wayne	03:14			
	03:14			REBOUND (DEF) by Buchanan, Gabe
	03:07			MISSED LAYUP by Buchanan, Gabe
	03:07			REBOUND (OFF) by Beverly, Jeff
	03:04			MISSED JUMPER by Beverly, Jeff
REBOUND (DEF) by Griffin, Jerry	03:04			
MISSED 3 PTR by Griggs, Jay	02:57			
	02:57			REBOUND (DEF) by Beverly, Jeff
	02:50			MISSED JUMPER by Sanchez, David
	02:50			REBOUND (OFF) by Leonard, Erik
	02:47	52-24	H 28	GOOD! LAYUP by Leonard, Erik [PNT]
TURNOVR by Griggs, Jay	02:22			
	02:22			STEAL by Leonard, Erik
	02:18			TURNOVR by Sanchez, David
STEAL by Chism, Wayne	02:18			
	02:18			FOUL by Sanchez, David
TURNOVR by Griggs, Jay	02:08			
	02:07			STEAL by Hubbard, Austin
	01:58			TURNOVR by Hubbard, Austin
STEAL by Griggs, Jay	01:57			
GOOD! LAYUP by Chism, Wayne [PNT]	01:53	54-24	H 30	
ASSIST by Griggs, Jay	01:53			
	01:37			MISSED 3 PTR by Toler, Jonathan
REBOUND (DEF) by Griffin, Jerry	01:37			
MISSED JUMPER by Griffin, Jerry	01:31			
	01:31			REBOUND (DEF) by Hubbard, Austin
	01:20			TURNOVR by Hess, Justin
GOOD! JUMPER by Rhodes, Jeremy [PNT]	01:09	56-24	H 32	
ASSIST by Griffin, Jerry	01:09			
	01:09			FOUL by Lane, Jesse
MISSED FT SHOT by Rhodes, Jeremy	01:09			
REBOUND (OFF) by Chism, Wayne	01:09			
GOOD! JUMPER by Chism, Wayne	01:09	58-24	H 34	
	01:09			MISSED JUMPER by Dinkel, Nathan
REBOUND (DEF) by Chism, Wayne	01:09			
	00:58			FOUL by Hess, Justin
MISSED JUMPER by Griggs, Jay	00:48			
REBOUND (OFF) by Chism, Wayne	00:48			
MISSED JUMPER by Chism, Wayne	00:45			
REBOUND (OFF) by Rhodes, Jeremy	00:45			
GOOD! LAYUP by Rhodes, Jeremy [PNT]	00:43	60-24	H 36	
	00:26			MISSED 3 PTR by Hess, Justin
	00:26			REBOUND (OFF) by Lane, Jesse
	00:21			MISSED JUMPER by Toler, Jonathan
BLOCK by Rhodes, Jeremy	00:21			
	00:19			REBOUND (OFF) by Toler, Jonathan
	00:17	60-26	H 34	GOOD! JUMPER by Toler, Jonathan
FOUL by Rhodes, Jeremy	00:17			
	00:17	60-27	H 33	GOOD! FT SHOT by Toler, Jonathan
MISSED JUMPER by Gudger, Nahada	00:14			
	00:14			REBOUND (DEF) by Hess, Justin
	00:06	60-30	H 30	GOOD! 3 PTR by Toler, Jonathan
	00:06			ASSIST by Lane, Jesse

Bolivar Central 60, Sullivan Central 30

4th PERIOD Play-by-Play (Page 1)

HOME TEAM: Bolivar Central	TIME	SCORE	MAR	VISITORS: Sullivan Central
MISSED 3 PTR by Robinson, Brandy	07:51			
	07:51			REBOUND (DEF) by Hubbard, Austin
	07:40			TURNOVR by Hess, Justin
STEAL by Robinson, Brandy	07:39			
GOOD! JUMPER by Kemp, Olajuwon	07:28	62-30	H 32	

ASSIST by Simmons, Fred	07:28			
	07:17			MISSED JUMPER by Toler, Jonathan
	07:17			REBOUND (OFF) by Hess, Justin
	07:12	62-32	H 30	GOOD! LAYUP by Hess, Justin [PNT]
FOUL by Kemp, Olajuwon	07:12			
	07:12	62-33	H 29	GOOD! FT SHOT by Hess, Justin
MISSED JUMPER by Sisco, Bret	07:03			
	07:03			BLOCK by Lane, Jesse
REBOUND (OFF) by (TEAM)	07:03			
GOOD! JUMPER by Kemp, Willie	06:59	64-33	H 31	
ASSIST by Simmons, Fred	06:59			
	06:48			MISSED 3 PTR by Hess, Justin
REBOUND (DEF) by Kemp, Willie	06:48			
	06:41			FOUL by Hubbard, Austin
GOOD! FT SHOT by Rhodes, Jeremy	06:41	65-33	H 32	
GOOD! FT SHOT by Rhodes, Jeremy	06:41	66-33	H 33	
	06:26			MISSED JUMPER by Dinkel, Nathan
REBOUND (DEF) by Rhodes, Jeremy	06:26			
GOOD! LAYUP by Robinson, Brandy [PNT]	06:15	68-33	H 35	
ASSIST by Sisco, Bret	06:15			
	06:04			MISSED 3 PTR by Toler, Jonathan
	06:04			REBOUND (OFF) by Hubbard, Austin
	06:00			MISSED JUMPER by Hubbard, Austin
	06:00			REBOUND (OFF) by Hess, Justin
FOUL by Kemp, Willie	06:00			
	05:54			MISSED JUMPER by Dinkel, Nathan
BLOCK by Rhodes, Jeremy	05:54			
REBOUND (DEF) by Simmons, Fred	05:53			
GOOD! LAYUP by Kemp, Willie [PNT]	05:49	70-33	H 37	
ASSIST by Sisco, Bret	05:49			
	05:35			MISSED JUMPER by Hess, Justin
BLOCK by Rhodes, Jeremy	05:35			
	05:33			REBOUND (OFF) by Toler, Jonathan
	05:30	70-35	H 35	GOOD! JUMPER by Toler, Jonathan [PNT]
MISSED 3 PTR by Sisco, Bret	05:19			
REBOUND (OFF) by Rhodes, Jeremy	05:19			
MISSED JUMPER by Rhodes, Jeremy	05:16			
	05:16			REBOUND (DEF) by Hughes, Josh
	05:05			MISSED 3 PTR by Toler, Jonathan
REBOUND (DEF) by Simmons, Fred	05:05			
MISSED LAYUP by Kemp, Willie	04:58			
REBOUND (OFF) by Rhodes, Jeremy	04:58			
GOOD! LAYUP by Rhodes, Jeremy [PNT]	04:56	72-35	H 37	
	04:56			FOUL by Toler, Jonathan
GOOD! FT SHOT by Rhodes, Jeremy	04:56	73-35	H 38	
	04:41			MISSED 3 PTR by McCoy, Vincent
REBOUND (DEF) by (TEAM)	04:41			
GOOD! JUMPER by Crisp, Monterrio	04:21	75-35	H 40	
	03:44			TURNOVR by Hughes, Josh
MISSED JUMPER by Simmons, Fred	03:15			
REBOUND (OFF) by Gudger, Nahada	03:15			
GOOD! JUMPER by Gudger, Nahada [PNT]	03:11	77-35	H 42	
	02:41	77-37	H 40	GOOD! LAYUP by Hughes, Josh [PNT]
	02:41			ASSIST by Webb, Noah
MISSED LAYUP by Gudger, Nahada	02:29			
	02:29			REBOUND (DEF) by Nussman, Zach
FOUL by Gudger, Nahada	02:22			
	02:22			MISSED FT SHOT by McCoy, Vincent
	02:22			REBOUND (OFF) by (DEADBALL)
	02:22	77-38	H 39	GOOD! FT SHOT by McCoy, Vincent
TURNOVR by Sisco, Bret	02:20			
	02:19			STEAL by Toler, Jonathan
	01:49			MISSED 3 PTR by Leonard, Erik
REBOUND (DEF) by Crisp, Monterrio	01:49			
MISSED LAYUP by Crisp, Monterrio	01:44			
	01:44			REBOUND (DEF) by Toler, Jonathan
	01:33	77-40	H 37	GOOD! LAYUP by Hubbard, Austin [PNT]
MISSED 3 PTR by Sisco, Bret	01:19			
REBOUND (OFF) by Crisp, Monterrio	01:19			
GOOD! LAYUP by Sisco, Bret [PNT]	01:15	79-40	H 39	
ASSIST by Crisp, Monterrio	01:15			
FOUL by Griggs, Presley	01:06			
	01:06	79-41	H 38	GOOD! FT SHOT by Hubbard, Austin
	01:06			MISSED FT SHOT by Hubbard, Austin
	01:06			REBOUND (OFF) by Leonard, Erik
	01:04	79-43	H 36	GOOD! JUMPER by Leonard, Erik [PNT]

MISSED 3 PTR by Armstrong, Dylan	00:56			
REBOUND (OFF) by Griggs, Presley	00:56			
MISSED 3 PTR by Griggs, Presley	00:49			
	00:49			REBOUND (DEF) by Beverly, Jeff
	00:44			TURNOVR by Toler, Jonathan
GOOD! LAYUP by Griggs, Presley [PNT]	00:33	81-43	H 38	
ASSIST by Armstrong, Dylan	00:33			
	00:17			MISSED JUMPER by Sanchez, David
BLOCK by Simmons, Fred	00:17			
	00:17			REBOUND (OFF) by (TEAM)
	00:13	81-46	H 35	GOOD! 3 PTR by Beverly, Jeff
	00:13			ASSIST by Toler, Jonathan
MISSED 3 PTR by Armstrong, Dylan	00:04			
	00:04			REBOUND (DEF) by (TEAM)

Bolivar Central 81, Sullivan Central 46

Official Basketball Box Score -- 1st Half
Sullivan Central vs Bolivar Central
03/17/05 12:15 p.m. at Murphy Center, Murfreesboro, Tenn.

VISITORS: Sullivan Central 25-11

##	Player Name		TOT-FG FG-FGA	3-PT FG-FGA	FT-FTA	REBOUNDS OF	DE	TOT	PF	TP	A	TO	BLK	S	MIN
14	Buchanan, Gabe.....	*	1-3	1-3	0-0	1	0	1	0	3	0	1	0	1	11
24	Weatherford, Philip.	*	1-5	1-4	0-0	0	0	0	0	3	0	1	0	0	9
30	Sanchez, David.....	*	0-3	0-1	0-0	1	3	4	0	0	2	2	0	1	10
34	Beverly, Jeff.....	*	1-8	0-1	1-2	1	1	2	1	3	0	1	0	0	11
40	Leonard, Erik.....	*	1-6	0-0	0-0	3	1	4	0	2	0	0	0	0	10
10	Dinkel, Nathan.....		0-1	0-1	0-0	0	0	0	0	0	0	2	0	0	6
12	Nussman, Zach.....		0-0	0-0	0-0	0	0	0	0	0	0	0	0	0	0
20	McCoy, Vincent.....		0-0	0-0	0-0	0	0	0	0	0	0	0	0	0	2
22	Toler, Jonathan.....		0-0	0-0	0-0	0	2	2	0	0	1	0	0	0	5
32	Lane, Jesse.....		0-1	0-0	0-0	0	0	0	0	0	0	1	0	1	5
42	Hess, Justin.....		0-2	0-2	0-0	0	1	1	1	0	0	1	0	0	7
44	Hughes, Josh.....		0-0	0-0	0-0	0	0	0	0	0	0	0	0	0	0
50	Webb, Noah.....		0-0	0-0	0-0	0	0	0	0	0	0	0	0	0	0
52	Hubbard, Austin.....		0-1	0-0	0-0	0	0	0	1	0	0	0	0	0	4
54	Winchell, Morgan....		0-0	0-0	0-0	0	0	0	0	0	0	0	0	0	0
	TEAM.....					1	1	2							
	Totals.....		4-30	2-12	1-2	7	9	16	3	11	3	9	0	3	80

TOTAL FG% 1st Half: 4-30 13.3%
3-Pt. FG% 1st Half: 2-12 16.7%
F Throw % 1st Half: 1-2 50.0%

HOME TEAM: Bolivar Central 27-5

##	Player Name		TOT-FG FG-FGA	3-PT FG-FGA	FT-FTA	REBOUNDS OF	DE	TOT	PF	TP	A	TO	BLK	S	MIN
00	Kemp, Olajuwon.....	*	2-4	0-0	0-0	2	2	4	0	4	0	0	3	1	10
01	Kemp, Willie.....	*	4-8	2-5	0-0	1	5	6	1	10	5	1	1	1	13
03	Murrell, Artemus....	*	2-5	0-3	0-0	1	2	3	0	4	3	0	0	1	16
04	Chism, Wayne.....	*	8-10	0-0	1-1	4	7	11	1	17	1	2	3	1	12
24	Robinson, Brandy....	*	1-3	1-3	0-0	0	1	1	0	3	0	0	0	0	8
10	Griffin, Jerry.....		2-3	2-3	0-0	0	0	0	0	6	1	1	0	0	3
15	Sisco, Bret.....		0-0	0-0	0-0	0	0	0	0	0	0	0	0	0	0
20	Crisp, Monterrio....		0-0	0-0	0-0	0	0	0	0	0	0	0	0	0	0
21	Griggs, Jay.....		0-3	0-2	0-0	0	0	0	0	0	1	2	0	0	8
25	Gudger, Nahada.....		0-0	0-0	0-0	0	0	0	0	0	0	0	0	0	0
31	Griggs, Presley.....		0-0	0-0	0-0	0	0	0	0	0	0	0	0	0	0
32	Armstrong, Dylan....		0-0	0-0	0-0	0	0	0	0	0	0	0	0	0	0
33	Rhodes, Jeremy.....		1-2	0-0	0-0	2	3	5	1	2	0	0	0	0	8
34	Simmons, Fred.....		0-1	0-0	0-0	0	0	0	0	0	0	0	0	0	2
	TEAM.....														
	Totals.....		20-39	5-16	1-1	10	20	30	3	46	11	6	7	4	80

TOTAL FG% 1st Half: 20-39 51.3%
3-Pt. FG% 1st Half: 5-16 31.3%
F Throw % 1st Half: 1-1 100 %

Officials: Mickey Hogsed, Bret Smith, Ronald Ward
Technical fouls: Sullivan Central-None. Bolivar Central-None.
Attendance:

Score by Periods	1st	2nd
Sullivan Central.....	2	9
Bolivar Central.....	26	20

Official Basketball Box Score -- 2nd Half
Sullivan Central vs Bolivar Central
03/17/05 12:15 p.m. at Murphy Center, Murfreesboro, Tenn.

VISITORS: Sullivan Central 25-11

##	Player Name		TOT-FG FG-FGA	3-PT FG-FGA	FT-FTA	REBOUNDS OF	DE	TOT	PF	TP	A	TO	BLK	S	MIN
14	Buchanan, Gabe.....	*	2-4	0-1	2-2	0	1	1	1	6	2	0	0	2	6
24	Weatherford, Philip.	*	1-2	1-2	0-0	0	0	0	0	3	0	0	0	0	6
30	Sanchez, David.....	*	0-3	0-0	0-0	0	0	0	2	0	0	3	0	0	8
34	Beverly, Jeff.....	*	2-3	1-1	0-0	1	3	4	0	5	0	0	0	0	8
40	Leonard, Erik.....	*	2-5	0-1	0-0	2	2	4	0	4	0	0	0	2	8
10	Dinkel, Nathan.....		0-3	0-0	0-0	0	0	0	0	0	0	0	0	0	5
12	Nussman, Zach.....		0-0	0-0	0-0	0	1	1	0	0	0	0	0	0	3
20	McCoy, Vincent.....		0-1	0-1	1-2	0	0	0	0	1	0	0	0	0	3
22	Toler, Jonathan.....		3-8	1-4	1-1	2	1	3	1	8	1	1	0	1	7
32	Lane, Jesse.....		0-0	0-0	0-0	1	0	1	1	0	1	0	1	0	5
42	Hess, Justin.....		1-4	0-2	1-1	2	1	3	1	3	0	2	0	0	5
44	Hughes, Josh.....		1-1	0-0	0-0	0	1	1	0	2	0	1	0	0	4
50	Webb, Noah.....		0-0	0-0	0-0	0	0	0	0	0	1	0	0	0	3
52	Hubbard, Austin.....		1-2	0-0	1-2	1	2	3	1	3	0	1	0	1	6
54	Winchell, Morgan....		0-0	0-0	0-0	0	0	0	0	0	0	0	0	0	3
	TEAM.....					1	1	2							
	Totals.....		13-36	3-12	6-8	10	13	23	7	35	5	8	1	6	80

TOTAL FG% 1st Half: 4-30 13.3% 2nd Half: 13-36 36.1% Game: 25.8%
3-Pt. FG% 1st Half: 2-12 16.7% 2nd Half: 3-12 25.0% Game: 20.8%
F Throw % 1st Half: 1-2 50.0% 2nd Half: 6-8 75.0% Game: 70.0%

HOME TEAM: Bolivar Central 27-5

##	Player Name		TOT-FG FG-FGA	3-PT FG-FGA	FT-FTA	REBOUNDS OF	DE	TOT	PF	TP	A	TO	BLK	S	MIN
00	Kemp, Olajuwon.....	*	1-1	0-0	0-0	0	1	1	2	2	0	2	0	0	5
01	Kemp, Willie.....	*	2-3	0-0	0-0	0	1	1	1	4	2	0	0	1	6
03	Murrell, Artemus....	*	0-0	0-0	0-0	0	0	0	0	0	0	1	0	0	1
04	Chism, Wayne.....	*	2-4	0-0	0-0	2	1	3	0	4	0	0	1	1	4
24	Robinson, Brandy....	*	1-5	0-2	0-0	0	1	1	0	2	0	0	0	1	6
10	Griffin, Jerry.....		0-1	0-0	0-0	0	3	3	1	0	1	1	0	0	8
15	Sisco, Bret.....		1-4	0-2	0-0	0	0	0	0	2	2	1	0	0	5
20	Crisp, Monterrio....		1-2	0-0	0-0	1	1	2	0	2	1	0	0	0	4
21	Griggs, Jay.....		1-3	0-1	0-0	0	0	0	0	2	1	3	0	1	5
25	Gudger, Nahada.....		1-3	0-0	0-0	1	0	1	1	2	0	0	0	0	7
31	Griggs, Presley.....		1-2	0-1	0-0	1	0	1	1	2	0	0	0	0	5
32	Armstrong, Dylan....		0-2	0-2	0-0	0	0	0	0	0	1	0	0	0	5
33	Rhodes, Jeremy.....		5-7	0-0	3-4	3	1	4	1	13	0	0	3	0	8
34	Simmons, Fred.....		0-1	0-0	0-0	1	3	4	0	0	2	0	1	0	11
	TEAM.....					1	2	3							
	Totals.....		16-38	0-8	3-4	10	14	24	7	35	10	8	5	4	80

TOTAL FG% 1st Half: 20-39 51.3% 2nd Half: 16-38 42.1% Game: 46.8%
3-Pt. FG% 1st Half: 5-16 31.3% 2nd Half: 0-8 0.0% Game: 20.8%
F Throw % 1st Half: 1-1 100 % 2nd Half: 3-4 75.0% Game: 80.0%

Officials: Mickey Hogsed, Bret Smith, Ronald Ward
Technical fouls: Sullivan Central-None. Bolivar Central-None.
Attendance:

Score by Periods	1st	2nd	3rd	4th
Sullivan Central.....	2	9	19	16
Bolivar Central.....	26	20	14	21

Sullivan Central vs Bolivar Central (03/17/05 - Period 4 00:00)

POINTS OFF TURNOVERS	1	2	3	4	-	Tot
Sullivan Central.....	0	2	7	0	-	9
Bolivar Central.....	8	5	8	6	-	27

POINTS IN PAINT	1	2	3	4	-	Tot
Sullivan Central.....	0	0	4	10	-	14
Bolivar Central.....	12	12	10	12	-	46

2ND CHANCE POINTS	1	2	3	4	-	Tot
Sullivan Central.....	0	3	5	10	-	18
Bolivar Central.....	4	4	4	9	-	21

FAST BREAK POINTS	1	2	3	4	-	Tot
Sullivan Central.....	0	0	0	0	-	0
Bolivar Central.....	0	0	0	0	-	0

BENCH POINTS	1	2	3	4	-	Tot
Sullivan Central.....	0	0	6	11	-	17
Bolivar Central.....	0	8	10	13	-	31

SCORE TIED BY	1	2	3	4	-	Tot
Sullivan Central.....	0	0	0	0	-	0
Bolivar Central.....	0	0	0	0	-	0

LEAD GAINED BY	1	2	3	4	-	Tot
Sullivan Central.....	0	0	0	0	-	0
Bolivar Central.....	0	0	0	0	-	0

1984 Class AAA State Boys' Basketball Tournament

March 21 - March 24, 1984 · Vanderbilt Memorial Gym - Nashville, TN

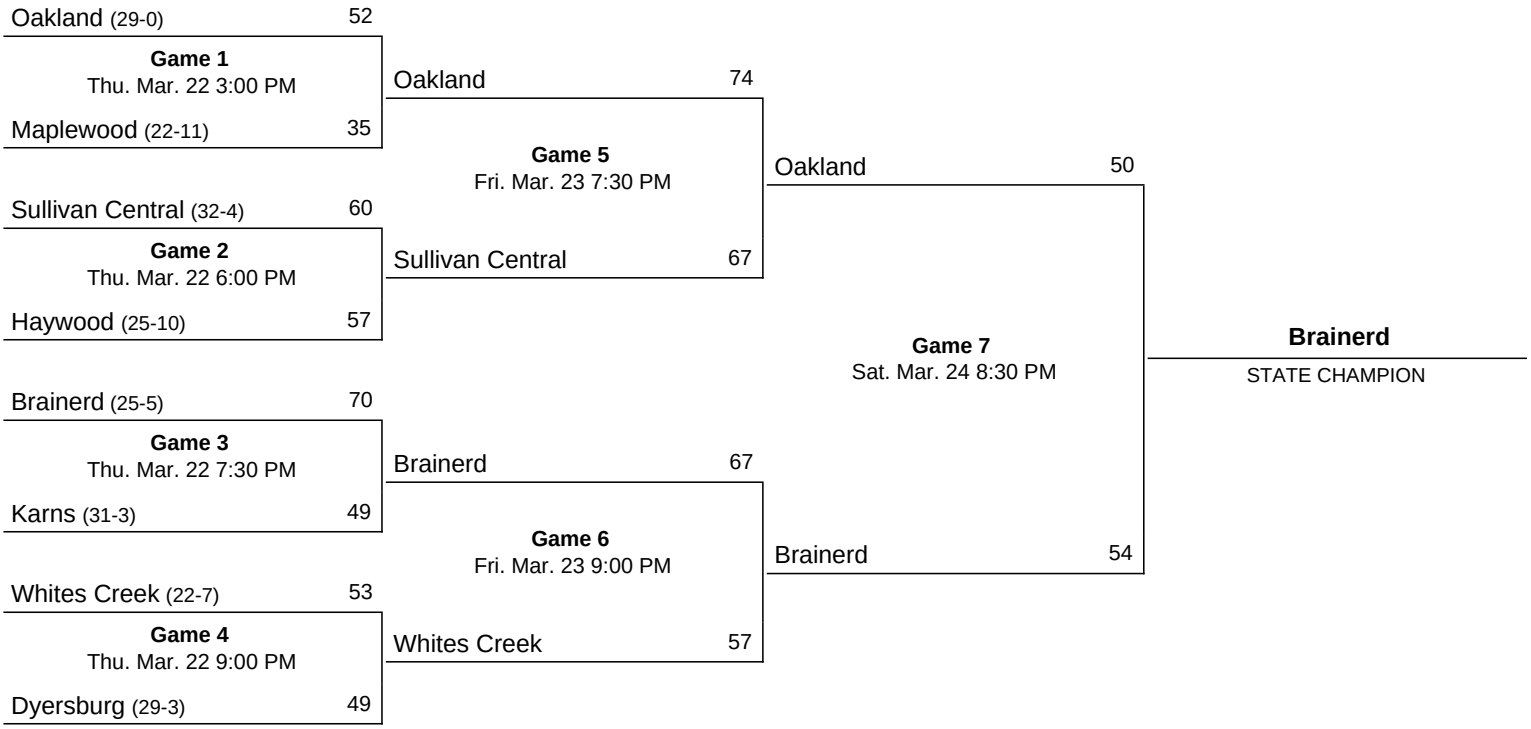

10

OFFICIAL NCAA BASKETBALL BOX SCORE

Date March 22, 1984 Site Memorial Gym, Nashville

VISITORS (Last Name, First)

No.	Sullivan Central (33-4)		FG	FGA	FT	FTA	REB	PF	TP	A	TO	BLK	S	M
11	Scott Stecz	f												
15	Brad Dye	f												
21	Todd Foster	c	1	3	0	0	1	2	2					
23	Baron Minor	g	0	0	0	0	6	4	0					
25	Kevin Bear	g												
31	Mike Arnold		0	1	0	0	0	0	0					
33	Steve Crowder		15	27	5	6	9	1	35					
35	Chris Holt		2	5	2	2	4	4	6					
41	John Scott		0	1	0	0	0	1	0					
43	Jeff Stidham													
44	Harold Dye		6	14	2	3	6	3	14					
51	Todd Helms		1	4	1	3	4	2	3					
	TEAM REBOUNDS (Included in Totals)						4							
	TOTALS		25	55	10	14	34	17	60		7			

FG %: 1st Half 38.2 (13-34) 2nd Half 57.1 (12-21) Game 45.5

FT %: 1st Half 60 (3-5) 2nd Half 77.8 (7-9) Game 71.4

Deadball Rebounds 1

HOME

No.	Haywood County (25-11)		FG	FGA	FT	FTA	REB	PF	TP	A	TO	BLK	S	M
10	Will Perry	f												
12	Clarence Delk	f												
20	Tony Walker	c	4	8	2	6	3	4	10					
22	James Delk	g	6	14	2	2	4	1	14					
30	Danny Turner	g	1	3	1	2	3	0	3					
32	Xavier Williamson													
34	Ricky Taylor		4	12	5	7	7	2	13					
40	Eric Williams													
42	Randy Murphy		3	5	2	2	3	1	8					
44	Jerry Cole		4	8	1	2	6	2	9					
50	Willie Holloway		0	2	0	0	4	3	0					
52	Tony Bond													
	TEAM REBOUNDS (Included in Totals)						5							
	TOTALS		22	52	13	21	35	13	57		13			

FG %: 1st Half 43.8 (14-32) 2nd Half 40 (8-20) Game 42.3

FT %: 1st Half 52.9 (9-17) 2nd Half 100 (4-4) Game 61.9

Deadball Rebounds 2

OFFICIALS: Doyle Lowe and Dan Webb

Technical Fouls: —

Attendance

© by National Collegiate Athletic Association 1978

SCORE BY PERIODS	1st H.	2nd H.	3rd Qr	4th Qr	FIN
Sullivan Central	10	17	18	13	6[illegible]
Haywood	19	18	14	6	[illegible]

HALFTIME STATISTICS

	SULLIVAN CENTRAL		HAYWOOD COUNTY	
SCORE	29		37	
FGM-FGA FG%	13-34	38.2%	14-32	43.8%
FTM-FTA FT%	3-5	60%	9-17	52.9%
REBOUNDS	22		24	
SCORING LEADERS	Crowder	14	Walker	10
	Dye	10	Taylor	9
REBOUNDING LEADERS	Minor	4	Taylor	5
	Crowder	4	Cole	4
	Holt	4		
THREE OR MORE FOULS	Dye	3	—	

17

OFFICIAL NCAA BASKETBALL BOX SCORE

Date March 23, 1984 Site Memorial Gym, Nashville, TN

VISITORS (Last Name, First)

No.	Sullivan Central (33-5)	FG	FGA	FT	FTA	REB	PF	TP	MIN	A	TO	BLK	S
11	Scott Steez												
15	Brad Dye												
21	Todd Foster	0	1	0	0	1	4	0					
23	Baron Miner	3	3	3	5	3	2	9					
25	Kevin Bear	0	1	0	0	0	0	0					
31	Mike Arnold												
33	Steve Crowder	11	20	7	7	4	3	29					
35	Chris Holt	3	7	0	0	3	5	6					
41	John Scott	0	0	2	4	1	2	2					
43	Jeff Stidham	0	0	0	0	1	0	0					
44	Harold Dye	4	7	7	9	7	3	15					
51	Todd Helms	1	2	4	5	7	5	6					
	TEAM REBOUNDS (Included in Totals)					4							
	TOTALS	22	41	23	30	31	24	67			19		

FG %: 1st Half 50 (10-20) 2nd Half 57.1 (12-21) Game 53.7
FT %: 1st Half 87.5 (11-16) 2nd Half 64.3 (9-14) Game 76.7
Deadball Rebounds 1

HOME

No.	Murfreesboro Oakland (4-0)	FG	FGA	FT	FTA	REB	PF	TP	MIN	A	TO	BLK	S
10	Neal Murray	5	11	2	3	5	4	12					
12	Mike Stacey	0	2	0	0	0	1	0					
22	Bill Black	1	3	0	0	1	4	2					
24	Allen Swader	8	16	9	13	3	4	25					
32	Dale Melton												
34	Norris Chesterfield	8	16	8	11	5	2	24					
40	Ladarron McAdoo												
41	Jay Stewart												
42	Junior Swader	0	0	2	2	2	3	2					
44	Dennis Roach	2	2	5	11	8	4	9					
	TEAM REBOUNDS (Included in Totals)					6							
	TOTALS	24	50	26	40	30	22	74			9		

FG %: 1st Half 40.6 (13-32) 2nd Half 61.1 (11-18) Game 48
FT %: 1st Half 44.4 (4-9) 2nd Half 71 (22-31) Game 65
Deadball Rebounds 4

OFFICIALS: Kenny Dyer and Edward Tidwell

Technical Fouls:

Attendance

Copyright 1983 National Collegiate Athletic Association

SCORE BY PERIODS	1st H.	2nd H.	3rd OT	4th OT	FINAL
Sullivan Central	19	15	16	17	67
Oakland	12	18	18	26	74

HALFTIME STATISTICS

	SULLIVAN CENTRAL		MURFREESBORO OAKLAND	
SCORE	34		30	
FGM-FGA FG%	10-20	50%	13-32	40.6%
FTM-FTA FT%	14-16	87.5%	4-9	44.4%
REBOUNDS	16		16	
TURNOVERS	9		6	
SCORING LEADERS	Crowder	15	Chesterfield	15
	Dye	9	Swader, A.	11
	Helms	6	Murray	4
REBOUNDING LEADERS	Helms	4	Murray	5
	Crowder	3	Chesterfield	4
THREE OR MORE FOULS	Helms	3	J. Swader	3

1975 Large Class State Boys' Basketball Tournament

March 12 - March 15, 1975 · Murphy Center - MTSU - Murfreesboro, TN

Game 9
Thu. Mar. 13 9:00 PM

Memphis North Side (32-3)	74
Springfield (31-2)	57

Game 10
Thu. Mar. 13 4:00 PM

Dobyns Bennett (33-2)	56
Nashville North (17-9)	53

Game 11
Wed. Mar. 12 9:00 PM

Fairley (30-4)	69
Nashville Pearl (26-2)	63

Game 12
Wed. Mar. 12 4:00 PM

Sullivan Central (26-9)	63
Haywood (33-1)	62

Game 13
Fri. Mar. 14 9:00 PM

Memphis North Side	64
Dobyns Bennett	61

Game 14
Fri. Mar. 14 4:00 PM

Fairley	59
Sullivan	53

Game 15
Sat. Mar. 15 9:00 PM

Memphis North Side	76
Fairley	63

Memphis North Side
STATE CHAMPION

CAGE CHART Brownsville vs Sullivan Central TSSAA Boys State DATE March 12, 75 HALF Final

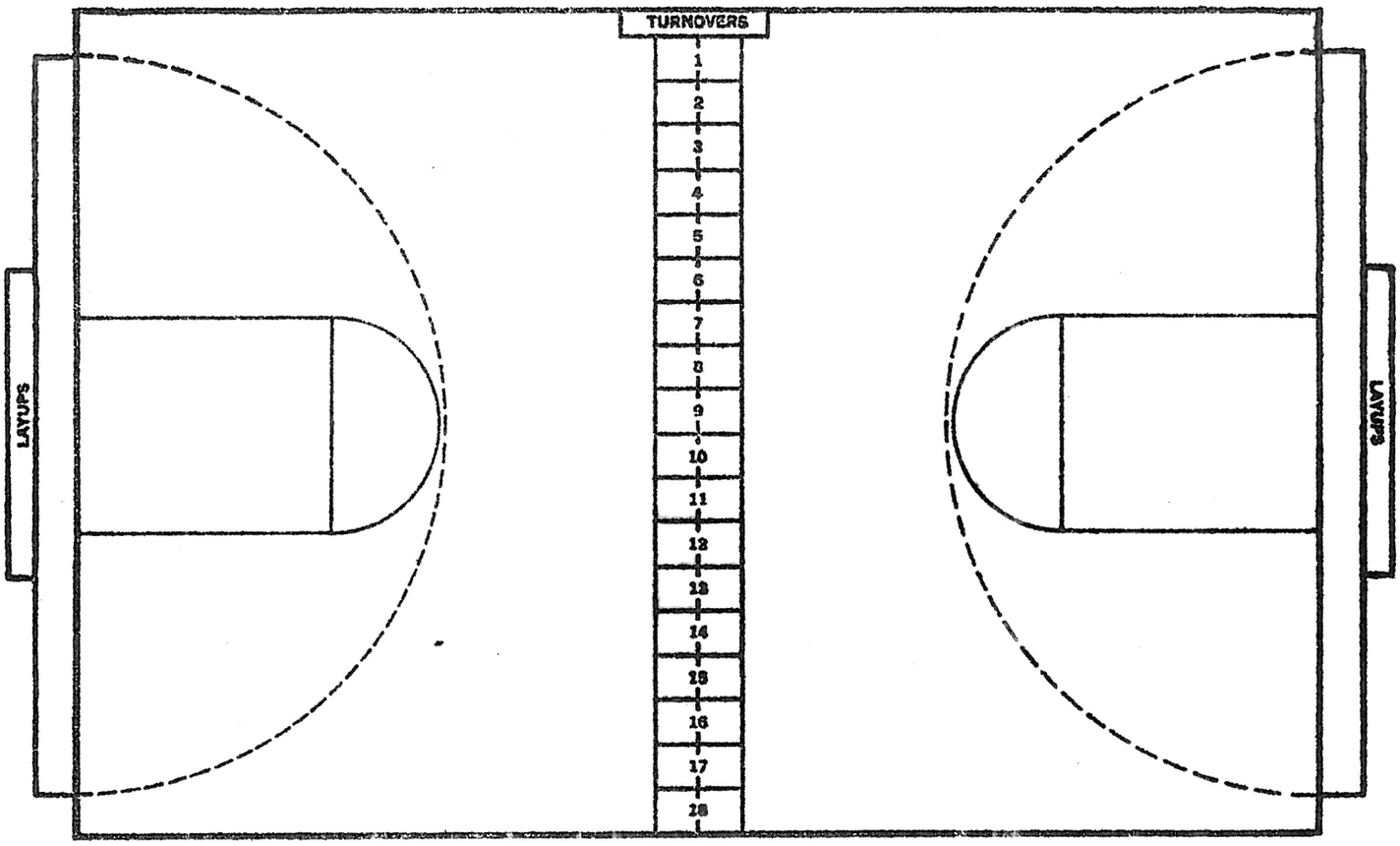

NO.	Brownsville	FG—FGA	FT—FTA	RB	P	TP
44	DeMoss, Dale	5-16	0-0	10	3	10
34	Waller, Melvin	9-16	2-3	3	4	20
52	Preuitt, John	4-15	1-6	10	1	9
10	Currie, Jeff	2-7	1-2	3	5	5
24	Williamson, Zeke	7-14	1-2	4	5	15
22	Delk, David	0-1	1-2	1	2	1
14	Young, Al	1-1	0-0	1	0	2
		-	-			
		-	-			
		-	-			
		-	-			
		-	-			
		-	-			
		-	-			
TOTALS		28-70	6-15	32	20	62
PERCENTS		40.0	40.0	8	TEAM REBOUNDS (NOT IN TOTAL)	

NO.	Sullivan Central	FG—FGA	FT—FTA	RB	P	TP
31	Moody, Sam	7-11	4-6	15	4	18
35	Rutledge, Steve	9-18	1-1	1	3	19
51	Gilliam, Jack	6-11	8-8	10	3	20
33	Holt, Joey	0-1	2-3	1	2	2
15	Christian, Bill	1-1	0-0	0	0	2
25	Donelson, Rick	0-0	0-1	1	1	0
45	Moody, Mickie	0-1	0-0	2	0	0
11	Webb, David	0-0	2-4	0	0	2
		-	-			
		-	-			
		-	-			
		-	-			
		-	-			
		-	-			
TOTALS		23-43	17-23	30	13	63
PERCENTS		53.5	73.9	7	TEAM REBOUNDS (NOT IN TOTAL)	

SCORE BY HALVES: Brownsville 17-21-8-16=62
Sullivan Central 11-21-14-16=62

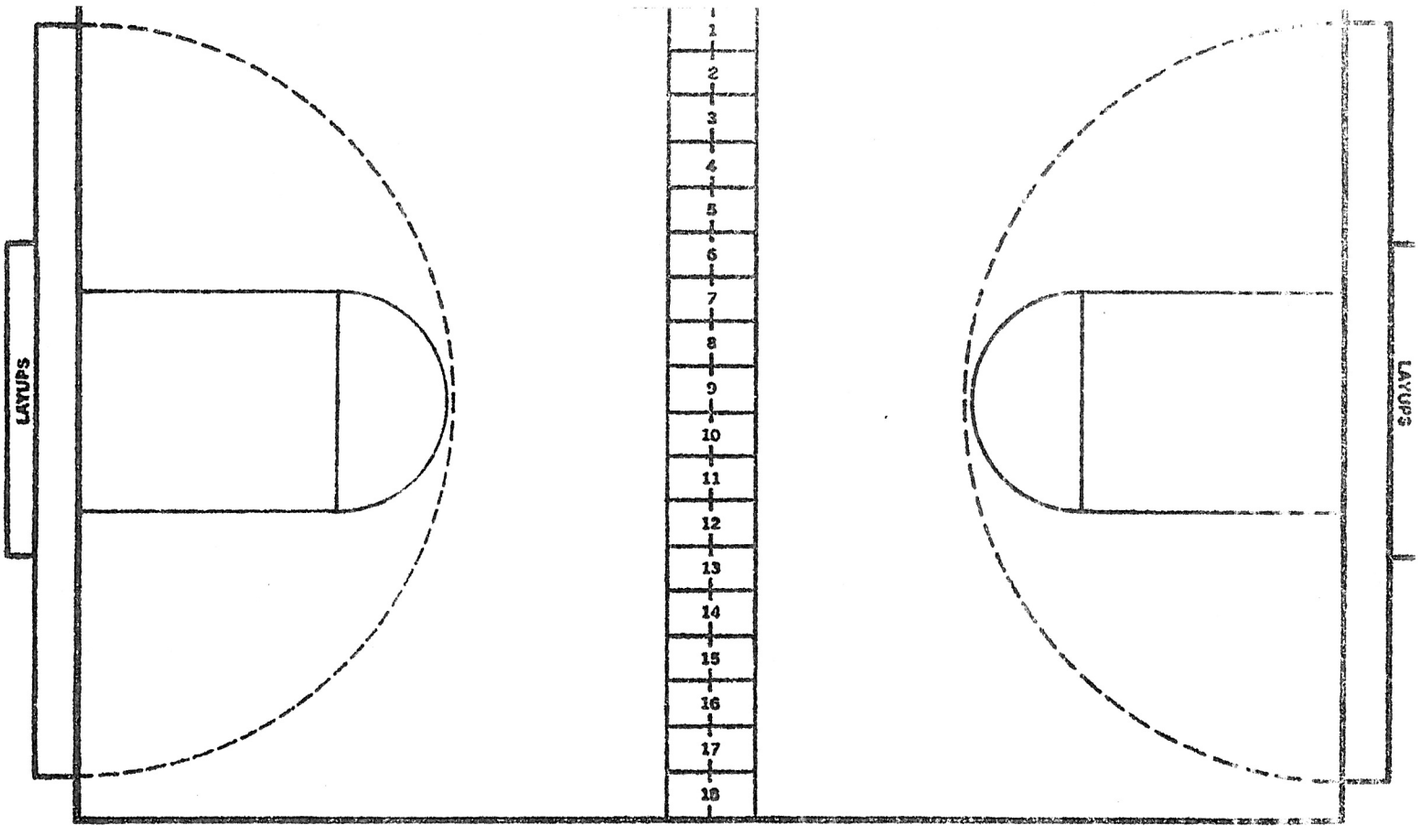

NO.	Brownsville	FG—FGA	FT—FTA	RB	P	TP
44	DeMoss, Dale	1-7	0-0	5	0	2
34	Waller, Melvin	8-11	2-2	1	2	18
52	Prewitt, John	3-8	1-4	6	0	7
10	Currie, Jeff	1-3	0-0	2	2	2
24	Williamson, Zeke	4-8	1-2	3	3	9
22	Delk, David	0-0	0-0	0	2	0
14	Young, Al	0-0	0-0	0	0	0
		-	-			
		-	-			
		-	-			
		-	-			
		-	-			
		-	-			
		-	-			
TOTALS		17-37	4-8	17	9	38
PERCENTS		45.9	50.0	5	TEAM REBOUNDS (NOT IN TOTAL)	

NO.	Sullivan Cent	FG—FGA	FT—FTA	RB	P	TP
31	Moody, Sam	6-9	4-5	6	1	16
35	Rutledge, Steve	3-10	0-0	1	2	6
51	Gilliam, Jack	2-3	2-2	2	2	6
33	Holt, Joey	0-0	0-0	0	1	0
15	Christian, Bill	1-1	0-0	0	0	2
25	Danielson, Rick	0-0	0-0	0	0	0
45	Moody, Mickie	0-1	0-0	1	0	0
11	Webb, David	0-0	2-4	0	0	2
		-	-			
		-	-			
		-	-			
		-	-			
		-	-			
		-	-			
		-	-			
TOTALS		12-24	8-11	10	6	32
PERCENTS		50.0	72.7	5	TEAM REBOUNDS (NOT IN TOTAL)	

SCORE BY HALVES: Brownsville 17 - 21 = 38
Sullivan Cent 11 - 21 = 32

OFFICIALS:

ATTENDANCE:

CASOTTI & CO. • 320 31st ST. • BOULDER, COLO. 80302

1971 State Boys' Basketball Tournament

March 9 - March 13, 1971

First Round

Nashville Cameron 80
Game 1
Tue. Mar. 9 7:30 PM
Melrose 58

Oak Ridge 70
Game 2
Tue. Mar. 9 9:00 PM
Clarksville 59

Murfreesboro 60
Game 3
Tue. Mar. 9 2:30 PM
Howard 58

Humboldt 51
Game 4
Tue. Mar. 9 4:00 PM
Sullivan Central 49

Lexington 59
Game 5
Wed. Mar. 10 7:30 PM
Knoxville Fulton 51

Memphis Geeter 55
Game 6
Tue. Mar. 9 9:00 PM
Nashville North 51

Bradley Central 69
Game 7
Wed. Mar. 10 2:30 PM
Lawrenceburg 64

Dobyns Bennett 67
Game 8
Wed. Mar. 10 4:00 PM
Trezevant 48

Quarterfinals

Nashville Cameron 67
Game 9
Thu. Mar. 11 4:00 PM
Oak Ridge 45

Murfreesboro 60
Game 10
Thu. Mar. 11 2:30 PM
Humboldt 53

Lexington 70
Game 11
Thu. Mar. 11 9:00 PM
Memphis Geeter 51

Bradley Central 60
Game 12
Thu. Mar. 11 7:30 PM
Dobyns Bennett 54

Semifinals

Cameron 49
Game 13
Fri. Mar. 12 7:00 PM
Murfreesboro 44

Lexington 74
Game 14
Fri. Mar. 12 8:30 PM
Bradley Central 53

Championship

Nashville Cameron 56
Game 16
Sat. Mar. 13 7:00 PM
Lexington 50

Nashville Cameron
STATE CHAMPION

Consolation Contests

Mar. 13 8:30 PM Game 15 Third Place **Murfreesboro 64**, Bradley Central 46 **Stats**

State Form 108-A—Order Masters from Ned West, 2680 Acorn Avenue, N.E., Atlanta, Georgia 30305

OFFICIAL BASKETBALL BOX

HUMBOLDT	FIELD GOALS MADE	FIELD GOALS ATT'D.	FREE THROWS MADE	FREE THROWS ATT'D.	REBOUNDS	ASS'TS	PER. FOULS	TOTAL POINTS	TURN-OVERS	MINS. PLAYED
FLOURNOY	4	13	4	5	12	2	2	12	4	
BOYKIN	7	23	2	3	12	2	4	16	3	
WEBB	2	5	2	5	9	0	4	6	0	
PATTERSON	1	4	2	2	2	0	1	4	1	
PACK	4	9	5	6	3	1	1	13	2	
COLLINS	0	0	0	0	0	0	0	0	0	
TOTALS	18	54	15	21	38	5	12	51	10	

PERCENTAGES: FGs: 1st H. _____ 2nd H. _____ Game _____ Shots Missed _____

FTs: 1st H. _____ 2nd H. _____ Game _____ Team Rebounds _____

SULLIVAN CENTRAL	FIELD GOALS MADE	FIELD GOALS ATT'D.	FREE THROWS MADE	FREE THROWS ATT'D.	REBOUNDS	ASS'TS	PER. FOULS	TOTAL POINTS	TURN-OVERS	MINS. PLAYED
MOODY	6	19	3	6	6	1	4	15	3	
TINKLER	4	5	2	2	2	0	4	10	0	
HILTON	4	10	6	7	10	0	2	14	0	
HICKS	0	1	0	1	3	0	4	0	4	
FAINER	5	15	0	0	4	0	1	10	2	
BABB	0	1	0	0	4	0	0	0	0	
TOTALS	19	51	11	16	29	1	15	49	9	

PERCENTAGES: FGs: 1st H. _____ 2nd H. _____ Game _____ Shots Missed _____

FTs: 1st H. _____ 2nd H. _____ Game _____ Team Rebounds _____

OFFICIALS: BEAMON & COULTER

CROWD: _____

DATE: MARCH 9 1971

SCORE BY PERIODS	1	2	3	4	OP	OP	G
HUMBOLDT	9	17	10	15			51
SULLIVAN	13	18	8	12			49

1969 State Boys' Basketball Tournament

March 10 - March 15, 1969

First Round

- Dobyns Bennett (22-12) 55 — **Game 1** Mon. Mar. 10 7:30 PM — Knoxville South (24-10) 49
- Perry Co. (29-4) — **Game 2** Mon. Mar. 10 — Bye
- Melrose — **Game 3** Mon. Mar. 10 — Bye
- Union City — **Game 4** Mon. Mar. 10 — Bye
- Chattanooga Riverside — **Game 5** Mon. Mar. 10 — Bye
- Savannah — **Game 6** Mon. Mar. 10 — Bye
- Lebanon (30-2) — **Game 7** Mon. Mar. 10 — Bye
- Nashville Central (21-8) — **Game 8** Mon. Mar. 10 — Bye
- Columbia (19-3) 63 — **Game 9** Mon. Mar. 10 9 PM — York Institute (25-2) 41
- Austin-East — **Game 10** Mon. Mar. 10 — Bye
- Jackson Merry — **Game 11** Mon. Mar. 10 — Bye
- Gleason — **Game 12** Mon. Mar. 10 — Bye
- Stratford — **Game 13** Mon. Mar. 10 — Bye
- White Station — **Game 14** Mon. Mar. 10 — Bye
- Howard — **Game 15** Mon. Mar. 10 — Bye
- Sullivan Central — **Game 16** Mon. Mar. 10 — Bye

Second Round

- **Game 17** Tue. Mar. 11 9 PM: Dobyns Bennett 61 — Perry Co. 55
- **Game 18** Tue. Mar. 11 7:30 PM: Melrose 77 — Union City 48
- **Game 19** Tue. Mar. 11 2:30 PM: Chattanooga Riverside 69 — Savannah 42
- **Game 20** Tue. Mar. 11 4 PM: Lebanon 45 — Nashville Central 44
- **Game 21** Wed. Mar. 12 2:30 PM: Columbia 53 — Austin-East 77
- **Game 22** Wed. Mar. 12 4 PM: Jackson Merry 78 — Gleason 50
- **Game 23** Wed. Mar. 12 7:30 PM: Stratford 30 — White Station 17
- **Game 24** Wed. Mar. 12 9 PM: Howard 59 — Sullivan Central 52

Quarterfinals

- **Game 25** Thu. Mar. 13 4 PM (OT): Dobyns Bennett 61 — Melrose 63
- **Game 26** Thu. Mar. 13 2:30 PM: Chattanooga Riverside 66 — Lebanon 46
- **Game 27** Thu. Mar. 13 7:30 PM: Austin-East 72 — Jackson Merry 81
- **Game 28** Thu. Mar. 13 9 PM: Stratford 52 — Howard 44

Semifinals

- **Game 29** Fri. Mar. 14 7 PM: Melrose 65 — Chattanooga Riverside 75
- **Game 30** Fri. Mar. 14 8:30 PM: Jackson Merry 48 — Stratford 58

Championship

- **Game 32** Sat. Mar. 15 8:30 PM: Chattanooga Riverside 44 — Stratford 39

Chattanooga Riverside
STATE CHAMPION

Consolation Contests

Mar. 15 7:00 PM Game 31 Third Place **Melrose 92**, Jackson Merry 61 **Stats**

Stats Form 101-A—Ch. for Illustrated Copy, Bert Nash, 2868 Anona Avenue, N.E., Atlanta, Georgia 30305

10

OFFICIAL BASKETBALL BOX

CHATTANOOGA HOWARD	FIELD GOALS MADE	FIELD GOALS ATT'D.	FREE THROWS MADE	FREE THROWS ATT'D.	REBOUNDS	ASS'TS	PER. FOULS	TOTAL POINTS	TURNOVERS	MINS. PLAYED
AUBREY ALLEN	5	9	3	6	18		2	13		
ALBERT FIFER	1	9	0	0	3		1	2		
MARZEL FINLEY	6	13	0	0	11		2	12		
PERRY JACKSON	8	11	3	8	0		0	19		
JAMES MCGHEE	2	4	2	6	6		4	6		
RAYMOND HARRIS	1	8	0	1	1		0	2		
JEROME RODGERS	1	2	3	3	2		4	5		
CALVIN MOORE	0	0	0	0	0		1	0		
TOTALS	24	56	11	24	41		14	59		

PERCENTAGES: FGs: 1st H. 44.4% 2nd H. Game 42.9%
FTs: 1st H. 25.0% 2nd H. Game 45.8%

Shots Missed 45
Team Rebounds 3

SULLIVAN CENTRAL	FIELD GOALS MADE	FIELD GOALS ATT'D.	FREE THROWS MADE	FREE THROWS ATT'D.	REBOUNDS	ASS'TS	PER. FOULS	TOTAL POINTS	TURNOVERS	MINS. PLAYED
DANNY MARTIN	6	13	2	2	3		4	14		
DAVID OVERBAY	2	3	3	5	4		3	7		
ROY DOAN	0	3	0	1	3		2	0		
DAN MOODY	10	23	6	8	9		5	26		
JOE MOODY	1	13	1	3	13		2	3		
MIKE FLEENOR	1	3	0	0	1		0	2		
STEVE ANDERSON	0	1	0	0	3		1	0		
ALAN CROSS	0	1	0	0	1		1	0		
MIKE ARMS	0	6	0	0	2		0	0		
RAY HILTON	0	0	0	0	0		0	0		
TOTALS	20	60	12	19	39		16	52		

PERCENTAGES: FGs: 1st H. 32.4% 2nd H. Game 33.3%
FTs: 1st H. 62.5% 2nd H. Game 63.2%

Shots Missed 47
Team Rebounds 3

OFFICIALS SMITH AND BUNCH
CROWD 3502
DATE MARCH 12, 1969

SCORE BY PERIODS	1	2	3	4	EP	EP	G
HOWARD	12	14	21	12			59
SULLIVAN CENTRAL	15	12	13	12			52