Clay Co. High School
Girls' Basketball
Celina, TN

POSTSEASON HISTORY REPORT

GENERATED MAY 3, 2024

Summary

Championship Record: 14-12
Appearances (13): 2024, 2022, 2021, 2012, 2004, 2002, 2001, 1998, 1997, 1995, 1994, 1993, 1992
Finals Appearances/Runners-up (5): 1992, 1994, 1997, 2002, 2012
Championships (1): 2012

Finals Appearances

Year	Class	Award	Detail
1992	Class A	Team Runner-Up	(30-6)
1994	Class A	Team Runner-Up	(26-9)
1997	Class A	Team Runner-Up	(30-5)
2002	Class A	Team Runner-Up	(30-5)
2012	Class A	Team Champions	(27-9)

Awards

Year	Award	Name	Class
2012	Most Valuable Player	Sydney Roach	Class A

2024 Class 1A State Girls' Basketball Tournament

March 6 - March 9, 2024 · MTSU - Murphy Center

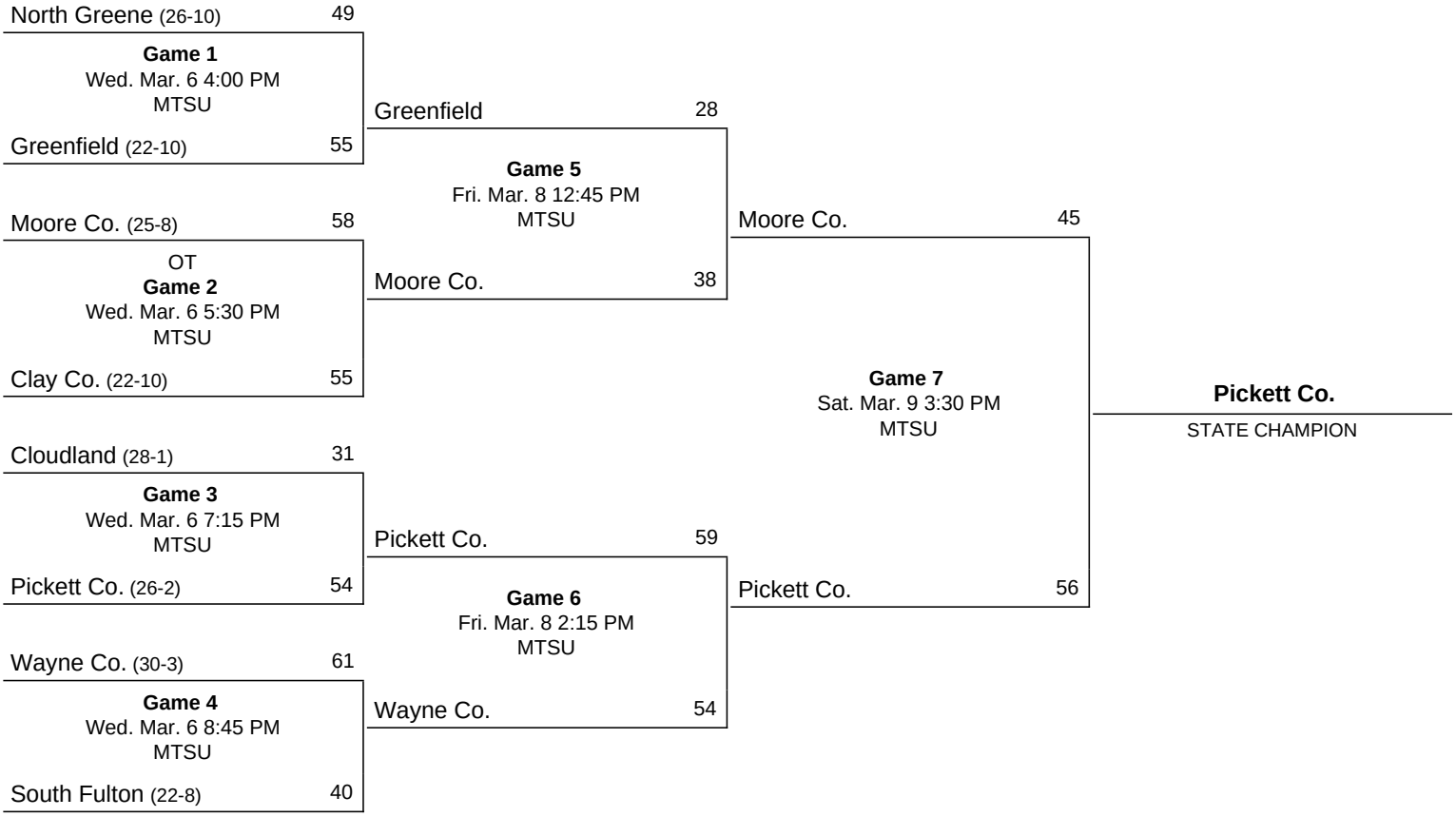

Official Basketball Box Score -- Game Totals -- Final Statistics

Clay Co. vs Moore Co.

3/6/24 5:30PM at Murphy Center (Murfreesboro, TN)

Clay Co. 55 • 22-10

##	Player		Total FG-FGA	3-Ptr FG-FGA	FT-FTA	Rebounds Off	Def	Tot	PF	TP	A	TO	Blk	Stl	Min
01	Hayes, Madison	*	5-5	1-1	0-0	0	1	1	3	11	1	2	0	0	33
02	Ashlock, Bella	*	5-12	0-1	3-3	0	2	2	4	13	1	5	1	3	28
21	Buford, Halle	*	6-14	2-7	4-4	0	2	2	3	18	3	4	0	0	35
22	Wix, Laci	*	1-3	0-1	1-1	2	0	2	3	3	7	2	0	3	36
24	Eads, Ella	*	2-4	2-2	0-0	1	3	4	3	6	2	4	0	1	30
03	Smith, Natalie		0-1	0-0	0-0	0	2	2	0	0	0	1	1	0	6
11	Matthews, Kendall		0-0	0-0	0-0	0	0	0	0	0	0	0	0	0	2
33	Walden, Baylor		2-4	0-1	0-1	1	1	2	1	4	0	1	0	2	10
	Team					2	4	6							
	Totals		21-43	5-13	8-9	6	15	21	17	55	14	19	2	9	180

	1st		2nd		3rd		4th		Game		Deadball Rebounds
FG %:	7-10	70.0%	5-10	50.0%	2-6	33.3%	4-8	50.0%	21-43	48.8%	1
3FG %:	1-2	50.0%	2-4	50.0%	0-2	0.0%	1-1	100.0%	5-13	38.5%	
FT %:	0-0	0.0%	1-1	100.0%	3-4	75.0%	4-4	100.0%	8-9	88.9%	

Moore Co. 58 • 25-8

##	Player		Total FG-FGA	3-Ptr FG-FGA	FT-FTA	Rebounds Off	Def	Tot	PF	TP	A	TO	Blk	Stl	Min
13	Fletcher, Katie	*	6-9	3-6	6-10	0	2	2	0	21	1	2	1	0	36
20	Graham, Elle	*	7-10	0-1	3-5	1	5	6	4	17	5	2	3	6	36
22	Dingler, Madison	*	5-10	1-3	4-4	0	0	0	1	15	3	3	0	4	36
23	Harder, Audrey	*	0-3	0-2	0-0	1	0	1	0	0	0	3	0	1	10
24	Harder, Anna	*	0-4	0-3	1-2	0	3	3	1	1	2	1	0	1	36
02	Martin, Hannah		0-0	0-0	0-0	1	0	1	0	0	0	0	0	0	0
03	Burks, Ella		0-0	0-0	0-0	0	0	0	0	0	0	0	0	0	2
15	Sazonov, Emma		2-4	0-1	0-0	2	4	6	3	4	2	1	0	1	24
	Team					1	2	3	1						
	Totals		20-40	4-16	14-21	6	16	22	10	58	13	12	4	13	180

	1st		2nd		3rd		4th		Game		Deadball Rebounds
FG %:	5-13	38.5%	4-8	50.0%	4-9	44.4%	5-8	62.5%	20-40	50.0%	6
3FG %:	1-6	16.7%	0-3	0.0%	1-4	25.0%	0-1	0.0%	4-16	25.0%	
FT %:	4-6	66.7%	4-6	66.7%	0-1	0.0%	2-2	100.0%	14-21	66.7%	

Officials:
Technical fouls: Clay Co.-None. Moore Co.-None.
Attendance:

Score by periods	1st	2nd	3rd	4th	OT	Total
Clay Co.	15	13	7	13	7	55
Moore Co.	15	12	9	12	10	58

Clay Co. vs Moore Co.

3/6/24 5:30PM at Murphy Center (Murfreesboro, TN)

1st PERIOD Play-by-Play (Page 1)

HOME TEAM: Moore Co.	Time	Score	Margin	VISITORS: Clay Co.
	07:46	0-2	V 2	GOOD! LAYUP by Ashlock, Bella [PNT]
	07:46			ASSIST by Wix, Laci
MISSED 3 PTR by Fletcher, Katie	07:09			REBOUND (DEF) by Eads, Ella
	06:54			TURNOVR by Eads, Ella
STEAL by Graham, Elle	06:53			
MISSED LAYUP by Dingler, Madison	06:51			REBOUND (DEF) by Hayes, Madison
BLOCK by Graham, Elle	06:26			MISSED LAYUP by Ashlock, Bella
REBOUND (DEF) by Graham, Elle	06:21			
	06:06			FOUL by Ashlock, Bella (P1T1)
MISSED 3 PTR by Fletcher, Katie	06:01			
REBOUND (OFF) by Martin, Hannah	06:01			
GOOD! LAYUP by Graham, Elle [PNT]	05:53	2-2	T 1	
	05:47			TURNOVR by Ashlock, Bella
STEAL by Harder, Audrey	05:46			
MISSED JUMPER by Harder, Audrey	05:44			
REBOUND (OFF) by Harder, Audrey	05:44			
TURNOVR by Harder, Audrey	05:41			STEAL by Wix, Laci
STEAL by Graham, Elle	05:28			TURNOVR by Ashlock, Bella
MISSED 3 PTR by Dingler, Madison	04:57			REBOUND (DEF) by Eads, Ella
REBOUND (DEF) by Graham, Elle	04:38			MISSED LAYUP by Ashlock, Bella
GOOD! FT SHOT by Dingler, Madison	04:34	3-2	H 1	FOUL by Eads, Ella (P1T2)
GOOD! FT SHOT by Dingler, Madison	04:34	4-2	H 2	
REBOUND (DEF) by (TEAM)	04:24			MISSED 3 PTR by Wix, Laci
TURNOVR by Harder, Audrey	04:15			
	04:13			STEAL by Ashlock, Bella
	04:12	4-4	T 2	GOOD! LAYUP by Ashlock, Bella [FB/PNT]
MISSED 3 PTR by Harder, Anna	03:56			REBOUND (DEF) by Ashlock, Bella
	03:36			TURNOVR by Eads, Ella
STEAL by Graham, Elle	03:35			
GOOD! LAYUP by Graham, Elle [FB/PNT]	03:32	6-4	H 2	
	03:30			TIMEOUT 30sec
	03:27	6-6	T 3	GOOD! LAYUP by Hayes, Madison [PNT]
	03:27			ASSIST by Eads, Ella
GOOD! LAYUP by Fletcher, Katie [PNT]	03:19	8-6	H 2	
ASSIST by Dingler, Madison	03:19			
	02:50	8-8	T 4	GOOD! JUMPER by Buford, Halle
MISSED FT SHOT by Graham, Elle	02:40			FOUL by Hayes, Madison (P1T3)
REBOUND (OFF) by (DEADBALL)	02:40			
GOOD! FT SHOT by Graham, Elle	02:40	9-8	H 1	
	02:40			SUB IN : Walden, Baylor
	02:40			SUB OUT: Eads, Ella
	02:34			TURNOVR by Buford, Halle
MISSED 3 PTR by Harder, Audrey	02:18			REBOUND (DEF) by Ashlock, Bella
	02:07	9-11	V 2	GOOD! 3 PTR by Buford, Halle
	02:07			ASSIST by Hayes, Madison
TURNOVR by Dingler, Madison	01:56			
TIMEOUT 30sec	01:56			
	01:34			TURNOVR by Ashlock, Bella
STEAL by Graham, Elle	01:33			
MISSED LAYUP by Graham, Elle	01:31			
REBOUND (OFF) by Graham, Elle	01:31			
GOOD! LAYUP by Graham, Elle [FB/PNT]	01:28	11-11	T 5	
	01:16	11-13	V 2	GOOD! LAYUP by Walden, Baylor [FB/PNT]
	01:16			ASSIST by Wix, Laci
	01:07			FOUL by Buford, Halle (P1T4)
	01:07			SUB IN : Matthews, Kendall
	01:07			SUB OUT: Ashlock, Bella
GOOD! 3 PTR by Fletcher, Katie	01:03	14-13	H 1	
ASSIST by Dingler, Madison	01:03			
	00:53			TURNOVR by Buford, Halle

Clay Co. vs Moore Co.

3/6/24 5:30PM at Murphy Center (Murfreesboro, TN)

1st PERIOD Play-by-Play (Page 2)

HOME TEAM: Moore Co.	Time	Score	Margin	VISITORS: Clay Co.
MISSED FT SHOT by Fletcher, Katie	00:30			FOUL by Walden, Baylor (P1T5)
REBOUND (OFF) by (DEADBALL)	00:30			
GOOD! FT SHOT by Fletcher, Katie	00:30	15-13	H 2	
	00:30			SUB IN : Ashlock, Bella
	00:30			SUB IN : Eads, Ella
	00:30			SUB OUT: Matthews, Kendall
	00:30			SUB OUT: Walden, Baylor
	00:06	15-15	T 6	GOOD! LAYUP by Ashlock, Bella [PNT]
	00:06			ASSIST by Wix, Laci

Moore Co. 15, Clay Co. 15

1st period-only	In Paint	Off T/O	2nd Chance	Fast Break	Bench	
Clay Co.	10	2	0	4	2	Score tied - 6 times.
Moore Co.	8	5	4	4	0	Lead changed - 3 times.

Clay Co. vs Moore Co.

3/6/24 5:30PM at Murphy Center (Murfreesboro, TN)

2nd PERIOD Play-by-Play (Page 1)

HOME TEAM: Moore Co.	Time	Score	Margin	VISITORS: Clay Co.
MISSED FT SHOT by Fletcher, Katie	07:52			FOUL by Ashlock, Bella (P2T6)
REBOUND (OFF) by (DEADBALL)	07:52			
GOOD! FT SHOT by Fletcher, Katie	07:52	16-15	H 1	
	07:26	16-17	V 1	GOOD! LAYUP by Ashlock, Bella [PNT]
	07:26			ASSIST by Wix, Laci
MISSED 3 PTR by Graham, Elle	07:00			REBOUND (DEF) by Buford, Halle
SUB IN : Sazonov, Emma	06:56			
SUB OUT: Harder, Audrey	06:56			
	06:45			TURNOVR by Ashlock, Bella
MISSED FT SHOT by Fletcher, Katie	06:23			FOUL by Ashlock, Bella (P3T7)
REBOUND (OFF) by (DEADBALL)	06:23			
GOOD! FT SHOT by Fletcher, Katie	06:23	17-17	T 7	
	06:23			SUB IN : Walden, Baylor
	06:23			SUB OUT: Ashlock, Bella
STEAL by Dingler, Madison	06:17			TURNOVR by Buford, Halle
GOOD! FT SHOT by Dingler, Madison	06:17	18-17	H 1	FOUL by Buford, Halle (P2T8)
GOOD! FT SHOT by Dingler, Madison	06:17	19-17	H 2	
	06:07			TURNOVR by Walden, Baylor
STEAL by Dingler, Madison	06:04			
GOOD! LAYUP by Dingler, Madison [PNT]	05:54	21-17	H 4	
	05:51			TIMEOUT TEAM
BLOCK by Graham, Elle	05:33			MISSED 3 PTR by Buford, Halle
REBOUND (DEF) by Sazonov, Emma	05:31			
GOOD! LAYUP by Dingler, Madison [FB/PNT]	05:27	23-17	H 6	
ASSIST by Graham, Elle	05:27			
	05:04	23-20	H 3	GOOD! 3 PTR by Eads, Ella
	05:04			ASSIST by Buford, Halle
TURNOVR by Harder, Audrey	04:32			
	04:31			STEAL by Walden, Baylor
BLOCK by Fletcher, Katie	04:28			MISSED LAYUP by Walden, Baylor
REBOUND (DEF) by Harder, Anna	04:26			
GOOD! LAYUP by Fletcher, Katie [PNT]	04:05	25-20	H 5	
ASSIST by Sazonov, Emma	04:05			
	03:36			MISSED 3 PTR by Buford, Halle
	03:36			REBOUND (OFF) by Wix, Laci
	03:21	25-23	H 2	GOOD! 3 PTR by Buford, Halle
	03:21			ASSIST by Eads, Ella
GOOD! LAYUP by Fletcher, Katie [PNT]	03:08	27-23	H 4	
ASSIST by Graham, Elle	03:08			
	02:48			TURNOVR by Hayes, Madison
STEAL by Harder, Anna	02:47			
MISSED 3 PTR by Sazonov, Emma	02:22			REBOUND (DEF) by (TEAM)
	02:20			SUB IN : Smith, Natalie
	02:20			SUB OUT: Walden, Baylor
	02:00			TURNOVR by Wix, Laci
TURNOVR by Dingler, Madison	01:46			STEAL by Wix, Laci
	01:29			MISSED JUMPER by Eads, Ella
	01:29			REBOUND (OFF) by (DEADBALL)
FOUL by Graham, Elle (P1T1)	01:29			
REBOUND (DEF) by Fletcher, Katie	01:23			MISSED JUMPER by Buford, Halle
MISSED LAYUP by Dingler, Madison	01:05			REBOUND (DEF) by Buford, Halle
	01:00	27-25	H 2	GOOD! LAYUP by Wix, Laci [FB/PNT]
	01:00			ASSIST by Buford, Halle
FOUL by Sazonov, Emma (P1T2)	01:00	27-26	H 1	GOOD! FT SHOT by Wix, Laci
SUB IN : Harder, Audrey	01:00			SUB IN : Matthews, Kendall
SUB OUT: Sazonov, Emma	01:00			SUB OUT: Buford, Halle
MISSED 3 PTR by Harder, Audrey	00:27			REBOUND (DEF) by Smith, Natalie
	00:04	27-28	V 1	GOOD! LAYUP by Hayes, Madison [PNT]

Clay Co. 28, Moore Co. 27

2nd period-only	In Paint	Off T/O	2nd Chance	Fast Break	Bench	
Clay Co.	6	0	3	2	0	Score tied - 1 time.
Moore Co.	8	5	0	2	0	Lead changed - 3 times.

Clay Co. vs Moore Co.

3/6/24 5:30PM at Murphy Center (Murfreesboro, TN)

3rd PERIOD Play-by-Play (Page 1)

HOME TEAM: Moore Co.	Time	Score	Margin	VISITORS: Clay Co.
SUB IN : Sazonov, Emma	08:00			
SUB OUT: Harder, Audrey	08:00			
TURNOVR by Harder, Anna	07:50			
REBOUND (DEF) by Sazonov, Emma	06:26			MISSED 3 PTR by Buford, Halle
MISSED 3 PTR by Harder, Anna	05:52			REBOUND (DEF) by Eads, Ella
REBOUND (DEF) by Graham, Elle	05:29			MISSED JUMPER by Ashlock, Bella
GOOD! LAYUP by Graham, Elle [PNT]	05:10	29-28	H 1	
MISSED FT SHOT by Graham, Elle	05:10			FOUL by Eads, Ella (P2T1)
REBOUND (OFF) by Sazonov, Emma	05:10			
GOOD! LAYUP by Sazonov, Emma [PNT]	05:10	31-28	H 3	
	04:46			TURNOVR by Wix, Laci
STEAL by Graham, Elle	04:45			
TIMEOUT TEAM	04:40			
GOOD! 3 PTR by Dingler, Madison	04:19	34-28	H 6	
ASSIST by Harder, Anna	04:19			
	03:54			TURNOVR by Hayes, Madison
STEAL by Graham, Elle	03:53			
MISSED 3 PTR by Dingler, Madison	03:45			REBOUND (DEF) by (TEAM)
	03:34			SUB IN : Walden, Baylor
	03:34			SUB OUT: Hayes, Madison
FOUL by Dingler, Madison (P1T1)	03:22			
	03:15			TURNOVR by Eads, Ella
	03:15			SUB IN : Smith, Natalie
	03:15			SUB OUT: Eads, Ella
MISSED LAYUP by Harder, Anna	03:05			REBOUND (DEF) by Walden, Baylor
	02:32			MISSED 3 PTR by Walden, Baylor
	02:32			REBOUND (OFF) by (TEAM)
FOUL by Sazonov, Emma (P2T2)	02:25	34-29	H 5	GOOD! FT SHOT by Buford, Halle
	02:25	34-30	H 4	GOOD! FT SHOT by Buford, Halle
TURNOVR by Dingler, Madison	02:17			
	02:16			STEAL by Ashlock, Bella
	02:14	34-32	H 2	GOOD! LAYUP by Ashlock, Bella [FB/PNT]
FOUL by Graham, Elle (P2T3)	02:14	34-33	H 1	GOOD! FT SHOT by Ashlock, Bella
GOOD! LAYUP by Dingler, Madison [PNT]	01:58	36-33	H 3	
ASSIST by Graham, Elle	01:58			
FOUL by Sazonov, Emma (P3T4)	01:49			
SUB IN : Harder, Audrey	01:49			
SUB OUT: Sazonov, Emma	01:49			
REBOUND (DEF) by Graham, Elle	01:33			MISSED JUMPER by Ashlock, Bella
TIMEOUT 30sec	01:20			
SUB IN : Burks, Ella	01:20			SUB IN : Hayes, Madison
SUB OUT: Harder, Audrey	01:20			SUB OUT: Ashlock, Bella
	01:19			FOUL by Wix, Laci (P1T2)
MISSED 3 PTR by Fletcher, Katie	00:52			REBOUND (DEF) by Smith, Natalie
	00:43			TURNOVR by Smith, Natalie
STEAL by Dingler, Madison	00:42			
MISSED LAYUP by Dingler, Madison	00:41			BLOCK by Smith, Natalie
REBOUND (OFF) by (TEAM)	00:41			
TURNOVR by Graham, Elle	00:33			
	00:31			STEAL by Walden, Baylor
	00:29	36-35	H 1	GOOD! LAYUP by Walden, Baylor [FB/PNT]
FOUL by Graham, Elle (P3T5)	00:29			MISSED FT SHOT by Walden, Baylor
	00:29			REBOUND (OFF) by Walden, Baylor
	00:13			TURNOVR by Buford, Halle

Moore Co. 36, Clay Co. 35

3rd period-only	In Paint	Off T/O	2nd Chance	Fast Break	Bench	
Clay Co.	4	5	2	4	2	Score tied - 0 times.
Moore Co.	6	3	2	0	2	Lead changed - 1 time.

Clay Co. vs Moore Co.

3/6/24 5:30PM at Murphy Center (Murfreesboro, TN)

4th PERIOD Play-by-Play (Page 1)

HOME TEAM: Moore Co.	Time	Score	Margin	VISITORS: Clay Co.
SUB IN : Sazonov, Emma	08:00			
SUB OUT: Harder, Audrey	08:00			
GOOD! LAYUP by Graham, Elle [PNT]	07:37	38-35	H 3	
ASSIST by Harder, Anna	07:37			
	07:06			MISSED JUMPER by Eads, Ella
	07:06			REBOUND (OFF) by Eads, Ella
FOUL by Harder, Anna (P1T6)	07:02	38-36	H 2	GOOD! FT SHOT by Ashlock, Bella
	07:02	38-37	H 1	GOOD! FT SHOT by Ashlock, Bella
GOOD! FT SHOT by Fletcher, Katie	06:49	39-37	H 2	FOUL by Buford, Halle (P3T3)
GOOD! FT SHOT by Fletcher, Katie	06:49	40-37	H 3	
	06:32	40-39	H 1	GOOD! LAYUP by Hayes, Madison [PNT]
	06:32			ASSIST by Wix, Laci
	06:21			FOUL by Eads, Ella (P3T4)
	06:21			SUB IN : Smith, Natalie
	06:21			SUB OUT: Eads, Ella
TURNOVR by Fletcher, Katie	06:17			STEAL by Ashlock, Bella
REBOUND (DEF) by Sazonov, Emma	05:59			MISSED JUMPER by Smith, Natalie
GOOD! LAYUP by Graham, Elle [PNT]	05:43	42-39	H 3	
ASSIST by Fletcher, Katie	05:43			
	05:31			TURNOVR by Ashlock, Bella
STEAL by Dingler, Madison	05:30			
GOOD! JUMPER by Dingler, Madison [FB/PN	05:27	44-39	H 5	
	05:25			TIMEOUT TEAM
	05:25			SUB IN : Eads, Ella
	05:25			SUB OUT: Smith, Natalie
	04:58	44-41	H 3	GOOD! JUMPER by Hayes, Madison
	04:58			ASSIST by Wix, Laci
GOOD! LAYUP by Sazonov, Emma [FB/PNT]	04:47	46-41	H 5	
ASSIST by Graham, Elle	04:47			
	04:22	46-43	H 3	GOOD! LAYUP by Buford, Halle [PNT]
MISSED LAYUP by Sazonov, Emma	04:07			BLOCK by Ashlock, Bella
	04:07			REBOUND (DEF) by (TEAM)
REBOUND (DEF) by (TEAM)	02:59			MISSED JUMPER by Ashlock, Bella
MISSED 3 PTR by Harder, Anna	02:23			REBOUND (DEF) by (TEAM)
	02:02	46-46	T 8	GOOD! 3 PTR by Eads, Ella
	02:02			ASSIST by Ashlock, Bella
MISSED LAYUP by Graham, Elle	01:40			
REBOUND (OFF) by Sazonov, Emma	01:40			
TURNOVR by Graham, Elle	01:32			
FOUL by Graham, Elle (P4T7)	01:14	46-47	V 1	GOOD! FT SHOT by Buford, Halle
TIMEOUT TEAM	01:14			
	01:14	46-48	V 2	GOOD! FT SHOT by Buford, Halle
GOOD! LAYUP by Graham, Elle [PNT]	00:43	48-48	T 9	
ASSIST by Dingler, Madison	00:43			
	00:17			TIMEOUT 30sec
REBOUND (DEF) by Harder, Anna	00:00			MISSED JUMPER by Buford, Halle

Moore Co. 48, Clay Co. 48

4th period-only	In Paint	Off T/O	2nd Chance	Fast Break	Bench	
Clay Co.	4	2	2	0	0	Score tied - 2 times.
Moore Co.	10	2	0	4	2	Lead changed - 1 time.

Clay Co. vs Moore Co.

3/6/24 5:30PM at Murphy Center (Murfreesboro, TN)

OT PERIOD Play-by-Play (Page 1)

HOME TEAM: Moore Co.	Time	Score	Margin	VISITORS: Clay Co.
SUB IN : Sazonov, Emma	04:00			
SUB OUT: Harder, Audrey	04:00			
	03:44	48-50	V 2	GOOD! JUMPER by Buford, Halle [PNT]
	03:44			ASSIST by Wix, Laci
GOOD! 3 PTR by Fletcher, Katie	03:21	51-50	H 1	
ASSIST by Graham, Elle	03:21			
BLOCK by Graham, Elle	03:07			MISSED LAYUP by Buford, Halle
REBOUND (DEF) by Graham, Elle	03:05			
GOOD! 3 PTR by Fletcher, Katie	02:18	54-50	H 4	
ASSIST by Sazonov, Emma	02:18			
REBOUND (DEF) by Harder, Anna	02:00			MISSED 3 PTR by Buford, Halle
	01:57			FOUL by Hayes, Madison (P2T5)
FOUL by (TEAM) (P1T8)	01:43			
	01:31			FOUL by Wix, Laci (P2T6)
TURNOVR by Fletcher, Katie	01:18			
	01:16			STEAL by Eads, Ella
	01:07			MISSED LAYUP by Ashlock, Bella
	01:07			REBOUND (OFF) by (TEAM)
	01:05			TURNOVR by Eads, Ella
STEAL by Sazonov, Emma	01:04			
TURNOVR by Sazonov, Emma	01:03			
	01:01			STEAL by Wix, Laci
	00:57			MISSED 3 PTR by Buford, Halle
	00:57			REBOUND (OFF) by Wix, Laci
REBOUND (DEF) by Fletcher, Katie	00:55			MISSED LAYUP by Wix, Laci
MISSED FT SHOT by Harder, Anna	00:43			FOUL by Wix, Laci (P3T7)
REBOUND (OFF) by (DEADBALL)	00:43			
GOOD! FT SHOT by Harder, Anna	00:43	55-50	H 5	
	00:43			SUB IN : Walden, Baylor
	00:43			SUB OUT: Wix, Laci
	00:37			TIMEOUT TEAM
	00:37			SUB IN : Wix, Laci
	00:37			SUB OUT: Walden, Baylor
	00:29	55-52	H 3	GOOD! LAYUP by Buford, Halle [PNT]
MISSED FT SHOT by Fletcher, Katie	00:20			FOUL by Hayes, Madison (P3T8)
REBOUND (OFF) by (DEADBALL)	00:20			
GOOD! FT SHOT by Fletcher, Katie	00:20	56-52	H 4	
	00:20			SUB IN : Walden, Baylor
	00:20			SUB OUT: Wix, Laci
	00:08	56-55	H 1	GOOD! 3 PTR by Hayes, Madison
	00:08			ASSIST by Buford, Halle
	00:08			TIMEOUT TEAM
	00:08			SUB IN : Wix, Laci
	00:08			SUB OUT: Hayes, Madison
GOOD! FT SHOT by Graham, Elle	00:07	57-55	H 2	FOUL by Ashlock, Bella (P4T9)
GOOD! FT SHOT by Graham, Elle	00:05	58-55	H 3	
TIMEOUT TEAM	00:05			
	00:05			SUB IN : Hayes, Madison
	00:05			SUB OUT: Wix, Laci
REBOUND (DEF) by Sazonov, Emma	00:01			MISSED 3 PTR by Ashlock, Bella

Moore Co. 58, Clay Co. 55

OT period-only	In Paint	Off T/O	2nd Chance	Fast Break	Bench	
Clay Co.	4	0	0	0	0	Score tied - 0 times.
Moore Co.	0	0	0	0	0	Lead changed - 1 time.

Official Basketball Box Score -- 1st Period-Only
Clay Co. vs Moore Co.
3/6/24 5:30PM at Murphy Center (Murfreesboro, TN)

Clay Co. 15

##	Player		Total FG-FGA	3-Ptr FG-FGA	FT-FTA	Rebounds Off	Def	Tot	PF	TP	A	TO	Blk	Stl	Min
01	Hayes, Madison	*	1-1	0-0	0-0	0	1	1	1	2	1	0	0	0	8
02	Ashlock, Bella	*	3-5	0-0	0-0	0	2	2	1	6	0	3	0	1	7
21	Buford, Halle	*	2-2	1-1	0-0	0	0	0	1	5	0	2	0	0	8
22	Wix, Laci	*	0-1	0-1	0-0	0	0	0	0	0	3	0	0	1	8
24	Eads, Ella	*	0-0	0-0	0-0	0	2	2	1	0	1	2	0	0	5
11	Matthews, Kendall		0-0	0-0	0-0	0	0	0	0	0	0	0	0	0	0+
33	Walden, Baylor		1-1	0-0	0-0	0	0	0	1	2	0	0	0	0	2
	Team					0	0	0							
	Totals		7-10	1-2	0-0	0	5	5	5	15	5	7	0	2	-

FG %: 7-10 70.0%
3FG %: 1-2 50.0%
FT %: 0-0 0.0%

Deadball Rebounds
0

Moore Co. 15

##	Player		Total FG-FGA	3-Ptr FG-FGA	FT-FTA	Rebounds Off	Def	Tot	PF	TP	A	TO	Blk	Stl	Min
13	Fletcher, Katie	*	2-4	1-3	1-2	0	0	0	0	6	0	0	0	0	8
20	Graham, Elle	*	3-4	0-0	1-2	1	2	3	0	7	0	0	1	4	8
22	Dingler, Madison	*	0-2	0-1	2-2	0	0	0	0	2	2	1	0	0	8
23	Harder, Audrey	*	0-2	0-1	0-0	1	0	1	0	0	0	2	0	1	8
24	Harder, Anna	*	0-1	0-1	0-0	0	0	0	0	0	0	0	0	0	8
02	Martin, Hannah		0-0	0-0	0-0	1	0	1	0	0	0	0	0	0	-
	Team					0	1	1							
	Totals		5-13	1-6	4-6	3	3	6	0	15	2	3	1	5	-

FG %: 5-13 38.5%
3FG %: 1-6 16.7%
FT %: 4-6 66.7%

Deadball Rebounds
2

Officials:
Technical fouls: Clay Co.-None. Moore Co.-None.
Attendance:

Score by periods	1st	2nd	3rd	4th	OT	Total
Clay Co.	15	0	0	0	0	15
Moore Co.	15	0	0	0	0	15

Official Basketball Box Score -- 2nd Period-Only
Clay Co. vs Moore Co.
3/6/24 5:30PM at Murphy Center (Murfreesboro, TN)

Clay Co. 13 • 22-10

##	Player		Total FG-FGA	3-Ptr FG-FGA	FT-FTA	Rebounds Off	Def	Tot	PF	TP	A	TO	Blk	Stl	Min
01	Hayes, Madison	*	1-1	0-0	0-0	0	0	0	0	2	0	1	0	0	8
02	Ashlock, Bella	*	1-1	0-0	0-0	0	0	0	2	2	0	1	0	0	1
21	Buford, Halle	*	1-4	1-3	0-0	0	2	2	1	3	2	1	0	0	7
22	Wix, Laci	*	1-1	0-0	1-1	1	0	1	0	3	1	1	0	1	8
24	Eads, Ella	*	1-2	1-1	0-0	0	0	0	0	3	1	0	0	0	8
03	Smith, Natalie		0-0	0-0	0-0	0	1	1	0	0	0	0	0	0	2
11	Matthews, Kendall		0-0	0-0	0-0	0	0	0	0	0	0	0	0	0	1
33	Walden, Baylor		0-1	0-0	0-0	0	0	0	0	0	0	1	0	1	4
	Team					0	1	1							
	Totals		5-10	2-4	1-1	1	4	5	3	13	4	5	0	2	-

FG %: 5-10 50.0%
3FG %: 2-4 50.0%
FT %: 1-1 100.0

Deadball Rebounds
1

Moore Co. 12 • 25-8

##	Player		Total FG-FGA	3-Ptr FG-FGA	FT-FTA	Rebounds Off	Def	Tot	PF	TP	A	TO	Blk	Stl	Min
13	Fletcher, Katie	*	2-2	0-0	2-4	0	1	1	0	6	0	0	1	0	8
20	Graham, Elle	*	0-1	0-1	0-0	0	0	0	1	0	2	0	1	0	8
22	Dingler, Madison	*	2-3	0-0	2-2	0	0	0	0	6	0	1	0	2	8
23	Harder, Audrey	*	0-1	0-1	0-0	0	0	0	0	0	0	1	0	0	2
24	Harder, Anna	*	0-0	0-0	0-0	0	1	1	0	0	0	0	0	1	8
15	Sazonov, Emma		0-1	0-1	0-0	0	1	1	1	0	1	0	0	0	5
	Team					0	0	0							
	Totals		4-8	0-3	4-6	0	3	3	2	12	3	2	2	3	-

FG %: 4-8 50.0%
3FG %: 0-3 0.0%
FT %: 4-6 66.7%

Deadball Rebounds
2

Officials:
Technical fouls: Clay Co.-None. Moore Co.-None.
Attendance:

Score by periods	1st	2nd	3rd	4th	OT	Total
Clay Co.	0	13	0	0	0	13
Moore Co.	0	12	0	0	0	12

Official Basketball Box Score -- 3rd Period-Only
Clay Co. vs Moore Co.
3/6/24 5:30PM at Murphy Center (Murfreesboro, TN)

Clay Co. 7 • 22-10

##	Player		Total FG-FGA	3-Ptr FG-FGA	FT-FTA	Rebounds Off	Def	Tot	PF	TP	A	TO	Blk	Stl	Min
01	Hayes, Madison	*	0-0	0-0	0-0	0	0	0	0	0	0	1	0	0	5
02	Ashlock, Bella	*	1-3	0-0	1-1	0	0	0	0	3	0	0	0	1	6
21	Buford, Halle	*	0-1	0-1	2-2	0	0	0	0	2	0	1	0	0	8
22	Wix, Laci	*	0-0	0-0	0-0	0	0	0	1	0	0	1	0	0	8
24	Eads, Ella	*	0-0	0-0	0-0	0	1	1	1	0	0	1	0	0	4
03	Smith, Natalie		0-0	0-0	0-0	0	1	1	0	0	0	1	1	0	3
33	Walden, Baylor		1-2	0-1	0-1	1	1	2	0	2	0	0	0	1	3
	Team					1	1	2							
	Totals		2-6	0-2	3-4	2	4	6	2	7	0	5	1	2	-

FG %: 2-6 33.3%
3FG %: 0-2 0.0%
FT %: 3-4 75.0%

Deadball Rebounds
0

Moore Co. 9 • 25-8

##	Player		Total FG-FGA	3-Ptr FG-FGA	FT-FTA	Rebounds Off	Def	Tot	PF	TP	A	TO	Blk	Stl	Min
13	Fletcher, Katie	*	0-1	0-1	0-0	0	0	0	0	0	0	0	0	0	8
20	Graham, Elle	*	1-1	0-0	0-1	0	2	2	2	2	1	1	0	2	8
22	Dingler, Madison	*	2-4	1-2	0-0	0	0	0	1	5	0	1	0	1	8
23	Harder, Audrey	*	0-0	0-0	0-0	0	0	0	0	0	0	0	0	0	0+
24	Harder, Anna	*	0-2	0-1	0-0	0	0	0	0	0	1	1	0	0	8
03	Burks, Ella		0-0	0-0	0-0	0	0	0	0	0	0	0	0	0	1
15	Sazonov, Emma		1-1	0-0	0-0	1	1	2	2	2	0	0	0	0	6
	Team					1	0	1							
	Totals		4-9	1-4	0-1	2	3	5	5	9	2	3	0	3	-

FG %: 4-9 44.4%
3FG %: 1-4 25.0%
FT %: 0-1 0.0%

Deadball Rebounds
0

Officials:
Technical fouls: Clay Co.-None. Moore Co.-None.
Attendance:

Score by periods	1st	2nd	3rd	4th	OT	Total
Clay Co.	0	0	7	0	0	7
Moore Co.	0	0	9	0	0	9

Official Basketball Box Score -- 4th Period-Only
Clay Co. vs Moore Co.
3/6/24 5:30PM at Murphy Center (Murfreesboro, TN)

Clay Co. 13 • 22-10

##	Player		Total FG-FGA	3-Ptr FG-FGA	FT-FTA	Rebounds Off	Def	Tot	PF	TP	A	TO	Blk	Stl	Min
01	Hayes, Madison	*	2-2	0-0	0-0	0	0	0	0	4	0	0	0	0	8
02	Ashlock, Bella	*	0-1	0-0	2-2	0	0	0	0	2	1	1	1	1	8
21	Buford, Halle	*	1-2	0-0	2-2	0	0	0	1	4	0	0	0	0	8
22	Wix, Laci	*	0-0	0-0	0-0	0	0	0	0	0	2	0	0	0	8
24	Eads, Ella	*	1-2	1-1	0-0	1	0	1	1	3	0	0	0	0	7
03	Smith, Natalie		0-1	0-0	0-0	0	0	0	0	0	0	0	0	0	0+
	Team					0	2	2							
	Totals		4-8	1-1	4-4	1	2	3	2	13	3	1	1	1	-

FG %:	4-8	50.0%
3FG %:	1-1	100.0
FT %:	4-4	100.0

Deadball Rebounds
0

Moore Co. 12 • 25-8

##	Player		Total FG-FGA	3-Ptr FG-FGA	FT-FTA	Rebounds Off	Def	Tot	PF	TP	A	TO	Blk	Stl	Min
13	Fletcher, Katie	*	0-0	0-0	2-2	0	0	0	0	2	1	1	0	0	8
20	Graham, Elle	*	3-4	0-0	0-0	0	0	0	1	6	1	1	0	0	8
22	Dingler, Madison	*	1-1	0-0	0-0	0	0	0	0	2	1	0	0	1	8
24	Harder, Anna	*	0-1	0-1	0-0	0	1	1	1	0	1	0	0	0	8
15	Sazonov, Emma		1-2	0-0	0-0	1	1	2	0	2	0	0	0	0	8
	Team					0	1	1							
	Totals		5-8	0-1	2-2	1	3	4	2	12	4	2	0	1	-

FG %:	5-8	62.5%
3FG %:	0-1	0.0%
FT %:	2-2	100.0

Deadball Rebounds
0

Officials:
Technical fouls: Clay Co.-None. Moore Co.-None.
Attendance:

Score by periods	1st	2nd	3rd	4th	OT	Total
Clay Co.	0	0	0	13	0	13
Moore Co.	0	0	0	12	0	12

Official Basketball Box Score -- OT Period-Only
Clay Co. vs Moore Co.
3/6/24 5:30PM at Murphy Center (Murfreesboro, TN)

Clay Co. 7 • 22-10

##	Player		Total FG-FGA	3-Ptr FG-FGA	FT-FTA	Rebounds Off	Def	Tot	PF	TP	A	TO	Blk	Stl	Min
01	Hayes, Madison	*	1-1	1-1	0-0	0	0	0	2	3	0	0	0	0	3
02	Ashlock, Bella	*	0-2	0-1	0-0	0	0	0	1	0	0	0	0	0	4
21	Buford, Halle	*	2-5	0-2	0-0	0	0	0	0	4	1	0	0	0	4
22	Wix, Laci	*	0-1	0-0	0-0	1	0	1	2	0	1	0	0	1	3
24	Eads, Ella	*	0-0	0-0	0-0	0	0	0	0	0	0	1	0	1	4
33	Walden, Baylor		0-0	0-0	0-0	0	0	0	0	0	0	0	0	0	0+
	Team					1	0	1							
	Totals		3-9	1-4	0-0	2	0	2	5	7	2	1	0	2	-

FG %: 3-9 33.3%
3FG %: 1-4 25.0%
FT %: 0-0 0.0%

Deadball Rebounds
0

Moore Co. 10 • 25-8

##	Player		Total FG-FGA	3-Ptr FG-FGA	FT-FTA	Rebounds Off	Def	Tot	PF	TP	A	TO	Blk	Stl	Min
13	Fletcher, Katie	*	2-2	2-2	1-2	0	1	1	0	7	0	1	0	0	4
20	Graham, Elle	*	0-0	0-0	2-2	0	1	1	0	2	1	0	1	0	4
22	Dingler, Madison	*	0-0	0-0	0-0	0	0	0	0	0	0	0	0	0	4
24	Harder, Anna	*	0-0	0-0	1-2	0	1	1	0	1	0	0	0	0	4
15	Sazonov, Emma		0-0	0-0	0-0	0	1	1	0	0	1	1	0	1	4
	Team					0	0	0	1						
	Totals		2-2	2-2	4-6	0	4	4	1	10	2	2	1	1	-

FG %: 2-2 100.0
3FG %: 2-2 100.0
FT %: 4-6 66.7%

Deadball Rebounds
2

Officials:
Technical fouls: Clay Co.-None. Moore Co.-None.
Attendance:

Score by periods	1st	2nd	3rd	4th	OT	Total
Clay Co.	0	0	0	0	7	7
Moore Co.	0	0	0	0	10	10

2022 Class 1A State Girls' Basketball Tournament

March 10 - March 12, 2022 · MTSU - Murphy Center

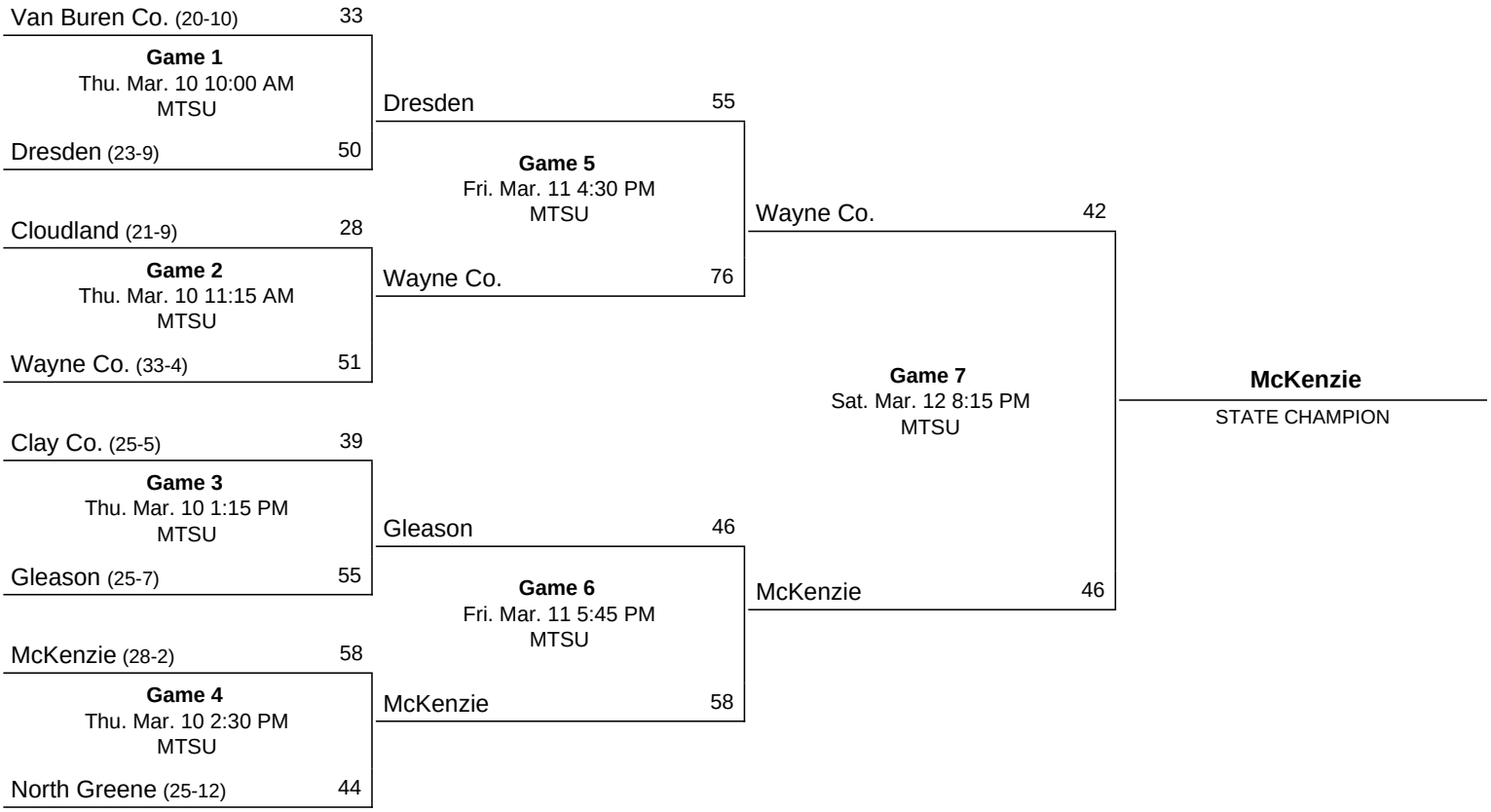

Official Basketball Box Score -- Game Totals -- Final Statistics

Gleason vs Clay Co.

03/10/22 1:15 PM at Murphy Center (Murfreesboro, TN)

of Tennessee

Gleason 55 • 26-7

##	Player		Total FG-FGA	3-Ptr FG-FGA	FT-FTA	Rebounds Off	Def	Tot	PF	TP	A	TO	Blk	Stl	Min
12	Anderson, Alayna	*	5-12	0-2	6-7	1	4	5	2	16	3	2	0	0	29
14	Lifsey, Carrington	*	7-14	1-4	1-1	0	8	8	2	16	1	1	1	1	31
21	Sawyers, Ava	*	0-1	0-1	2-2	0	0	0	2	2	2	2	0	2	19
44	Wilson, Sophie	*	3-8	1-5	0-0	2	5	7	1	7	0	0	0	0	30
50	Perry, Jaeda	*	0-0	0-0	0-0	0	0	0	1	0	0	0	0	0	8
15	Lamb, Maya		0-0	0-0	0-0	0	0	0	0	0	0	0	0	0	0+
23	Black, Addy		0-0	0-0	0-0	0	0	0	0	0	0	0	0	0	0+
30	Dean, Madi		0-0	0-0	0-0	0	0	0	0	0	0	0	0	0	0+
31	Mingle, Autumn		0-0	0-0	0-0	0	4	4	3	0	0	1	0	0	11
33	Watson, Hannah		0-0	0-0	0-0	0	0	0	0	0	0	0	0	0	0+
40	Tucker, Kaylee		0-0	0-0	0-0	0	0	0	1	0	0	2	0	0	3
41	Parkins, Tinsley		3-5	2-3	3-4	1	1	2	1	11	1	0	0	0	21
43	Stafford, Grace		0-0	0-0	0-0	0	1	1	1	0	0	0	0	0	1
55	Blevins, Daisy		1-1	0-0	1-2	1	2	3	0	3	0	0	1	0	7
	Team					2	1	3							
	Totals		19-41	4-15	13-16	7	26	33	14	55	7	8	2	3	160

	1st	2nd	3rd	4th	Game	Deadball Rebounds
FG %:	5-10 50.0%	5-12 41.7%	6-11 54.5%	3-8 37.5%	19-41 46.3%	
3FG %:	1-4 25.0%	2-5 40.0%	1-3 33.3%	0-3 0.0%	4-15 26.7%	
FT %:	1-1 100.0%	3-6 50.0%	3-3 100.0%	6-6 100.0%	13-16 81.3%	2

Clay Co. 39 • 25-6

##	Player		Total FG-FGA	3-Ptr FG-FGA	FT-FTA	Rebounds Off	Def	Tot	PF	TP	A	TO	Blk	Stl	Min
05	Jenkins, Eliza	*	0-1	0-1	0-0	0	1	1	1	0	0	1	0	0	20
10	Head, Abby	*	4-9	1-3	0-0	0	0	0	0	9	1	3	0	1	27
21	Buford, Halle	*	2-9	0-4	1-2	2	2	4	0	5	2	2	0	0	27
23	Burchett, Briley	*	3-10	0-1	2-4	1	1	2	5	8	0	0	0	1	20
30	Hayes, Zoe	*	0-2	0-1	4-4	0	3	3	2	4	1	1	0	2	21
01	Hayes, Madison		0-2	0-0	0-0	1	0	1	0	0	0	0	0	0	2
02	Ashlock, Bella		2-9	0-1	1-2	2	6	8	4	5	1	0	2	1	21
11	Matthews, Kendall		0-0	0-0	0-0	0	0	0	0	0	0	0	0	0	5
20	Wix, Laci		0-0	0-0	0-0	0	0	0	1	0	0	0	0	0	1
24	May, Landrey		0-0	0-0	0-0	0	1	1	0	0	0	0	0	0	1
33	Upton, Cherokee		1-2	1-2	2-3	0	2	2	1	5	0	0	0	0	14
35	Banks, Jada		0-0	0-0	0-0	0	0	0	0	0	0	0	0	0	0+
40	Hale, Isabella		1-1	0-0	1-2	1	0	1	0	3	0	0	0	0	1
	Team					3	0	3							
	Totals		13-45	2-13	11-17	10	16	26	14	39	5	7	2	5	160

	1st	2nd	3rd	4th	Game	Deadball Rebounds
FG %:	4-11 36.4%	3-7 42.9%	4-13 30.8%	2-14 14.3%	13-45 28.9%	
3FG %:	2-5 40.0%	0-2 0.0%	0-4 0.0%	0-2 0.0%	2-13 15.4%	
FT %:	3-5 60.0%	5-6 83.3%	0-2 0.0%	3-4 75.0%	11-17 64.7%	2

Officials:
Technical fouls: Gleason-None. Clay Co.-None.
Attendance:

Score by periods	1st	2nd	3rd	4th	Total
Gleason	12	15	16	12	55
Clay Co.	13	11	8	7	39

Points	In Paint	Off T/O	2nd Chance	Fast Break	Bench
GLEASO	26	7	9	8	14
CLAYCO	20	4	4	4	13

Last FG - GLEASON 4th-01:32, CLAYCO 4th-00:01.
Largest lead - GLEASON by 19 4th-01:32, CLAYCO by 1 1st-07:43.
GLEASON led for 29:15. CLAYCO led for 02:28. Game was tied for 00:17.

Score tied - 1 time.
Lead changed - 7 times.

Gleason vs Clay Co.

03/10/22 1:15 PM at Murphy Center (Murfreesboro, TN)

1st PERIOD Play-by-Play (Page 1)

HOME TEAM: Clay Co.	Time	Score	Margin	VISITORS: Gleason
GOOD! FT SHOT by Buford, Halle	07:43	1-0	H 1	FOUL by Sawyers, Ava (P1T1)
MISSED FT SHOT by Buford, Halle	07:43			REBOUND (DEF) by (TEAM)
	07:22	1-2	V 1	GOOD! LAYUP by Anderson, Alayna [PNT]
MISSED 3 PTR by Hayes, Zoe	06:58			REBOUND (DEF) by Lifsey, Carrington
	06:28			TURNOVR by Sawyers, Ava
STEAL by Head, Abby	06:26			
GOOD! LAYUP by Head, Abby [FB/PNT]	06:23	3-2	H 1	
ASSIST by Buford, Halle	06:23			
	06:10	3-5	V 2	GOOD! 3 PTR by Wilson, Sophie
	06:10			ASSIST by Anderson, Alayna
MISSED 3 PTR by Head, Abby	05:54			REBOUND (DEF) by Lifsey, Carrington
	05:45	3-7	V 4	GOOD! LAYUP by Lifsey, Carrington [FB/PNT
FOUL by Burchett, Briley (P1T1)	05:45	3-8	V 5	GOOD! FT SHOT by Lifsey, Carrington
	05:45			SUB IN : Blevins, Daisy
	05:45			SUB OUT: Perry, Jaeda
MISSED JUMPER by Burchett, Briley	05:32			REBOUND (DEF) by Blevins, Daisy
	05:12			MISSED 3 PTR by Anderson, Alayna
	05:12			REBOUND (OFF) by Wilson, Sophie
	05:07	3-10	V 7	GOOD! LAYUP by Wilson, Sophie [PNT]
TIMEOUT 30sec	05:05			
GOOD! 3 PTR by Head, Abby	04:58	6-10	V 4	
ASSIST by Hayes, Zoe	04:58			
REBOUND (DEF) by Hayes, Zoe	04:43			MISSED 3 PTR by Wilson, Sophie
GOOD! LAYUP by Burchett, Briley [PNT]	04:32	8-10	V 2	
	04:11			MISSED LAYUP by Anderson, Alayna
	04:11			REBOUND (OFF) by Blevins, Daisy
	04:08	8-12	V 4	GOOD! LAYUP by Blevins, Daisy [PNT]
	04:01			FOUL by Sawyers, Ava (P2T2)
SUB IN : Upton, Cherokee	04:01			SUB IN : Mingle, Autumn
SUB IN : Matthews, Kendall	04:01			SUB IN : Parkins, Tinsley
SUB IN : Ashlock, Bella	04:01			SUB OUT: Sawyers, Ava
SUB OUT: Hayes, Zoe	04:01			SUB OUT: Wilson, Sophie
SUB OUT: Jenkins, Eliza	04:01			
SUB OUT: Buford, Halle	04:01			
GOOD! 3 PTR by Upton, Cherokee	03:55	11-12	V 1	
ASSIST by Head, Abby	03:55			
	03:32			TURNOVR by Anderson, Alayna
STEAL by Ashlock, Bella	03:31			
MISSED LAYUP by Burchett, Briley	03:10			BLOCK by Blevins, Daisy
REBOUND (OFF) by Buford, Halle	03:08			
MISSED JUMPER by Ashlock, Bella	03:04			
REBOUND (OFF) by Burchett, Briley	03:04			
	03:02			FOUL by Mingle, Autumn (P1T3)
	03:02			SUB IN : Tucker, Kaylee
	03:02			SUB OUT: Blevins, Daisy
MISSED JUMPER by Buford, Halle	02:56			REBOUND (DEF) by Mingle, Autumn
REBOUND (DEF) by Upton, Cherokee	01:56			MISSED 3 PTR by Lifsey, Carrington
TURNOVR by Buford, Halle	01:40			
	01:39			STEAL by Lifsey, Carrington
BLOCK by Ashlock, Bella	01:35			MISSED LAYUP by Lifsey, Carrington
	01:35			REBOUND (OFF) by (TEAM)
	01:35			SUB IN : Wilson, Sophie
	01:35			SUB OUT: Parkins, Tinsley
	01:17			FOUL by Tucker, Kaylee (P1T4)
	01:17			TURNOVR by Tucker, Kaylee
MISSED 3 PTR by Buford, Halle	01:05			REBOUND (DEF) by Lifsey, Carrington
	00:37			TURNOVR by Tucker, Kaylee
STEAL by Burchett, Briley	00:36			
GOOD! FT SHOT by Upton, Cherokee	00:01	12-12	T 1	FOUL by Lifsey, Carrington (P1T5)
MISSED FT SHOT by Upton, Cherokee	00:01			

Gleason vs Clay Co.

03/10/22 1:15 PM at Murphy Center (Murfreesboro, TN)

1st PERIOD Play-by-Play (Page 2)

HOME TEAM: Clay Co.	Time	Score	Margin	VISITORS: Gleason
REBOUND (OFF) by (DEADBALL)	00:01			
GOOD! FT SHOT by Upton, Cherokee	00:01	13-12	H 1	
SUB IN : Hale, Isabella	00:01			SUB IN : Parkins, Tinsley
SUB OUT: Burchett, Briley	00:01			SUB OUT: Mingle, Autumn

Clay Co. 13, Gleason 12

1st period-only	In Paint	Off T/O	2nd Chance	Fast Break	Bench	
Gleason	8	0	4	2	2	Score tied - 1 time.
Clay Co.	4	4	0	2	5	Lead changed - 4 times.

Gleason vs Clay Co.

03/10/22 1:15 PM at Murphy Center (Murfreesboro, TN)

2nd PERIOD Play-by-Play (Page 1)

HOME TEAM: Clay Co.	Time	Score	Margin	VISITORS: Gleason
SUB IN : Upton, Cherokee	08:00			SUB IN : Parkins, Tinsley
SUB OUT: Head, Abby	08:00			SUB OUT: Sawyers, Ava
	07:38	13-14	V 1	GOOD! JUMPER by Wilson, Sophie
	07:38			ASSIST by Anderson, Alayna
MISSED JUMPER by Burchett, Briley	07:11			REBOUND (DEF) by Lifsey, Carrington
	07:04	13-16	V 3	GOOD! LAYUP by Lifsey, Carrington [PNT]
	06:54			FOUL by Anderson, Alayna (P1T6)
SUB IN : Head, Abby	06:54			
SUB OUT: Upton, Cherokee	06:54			
MISSED 3 PTR by Burchett, Briley	06:46			REBOUND (DEF) by Anderson, Alayna
FOUL by Burchett, Briley (P2T2)	06:37			MISSED FT SHOT by Parkins, Tinsley
	06:37			REBOUND (OFF) by (DEADBALL)
	06:37	13-17	V 4	GOOD! FT SHOT by Parkins, Tinsley
TURNOVR by Head, Abby	06:27			
	06:24	13-19	V 6	GOOD! LAYUP by Lifsey, Carrington [FB/PNT
GOOD! FT SHOT by Hayes, Zoe	06:14	14-19	V 5	FOUL by Parkins, Tinsley (P1T7)
GOOD! FT SHOT by Hayes, Zoe	06:14	15-19	V 4	
SUB IN : Ashlock, Bella	06:14			
SUB OUT: Burchett, Briley	06:14			
	05:45	15-22	V 7	GOOD! 3 PTR by Parkins, Tinsley
	05:45			ASSIST by Lifsey, Carrington
MISSED 3 PTR by Ashlock, Bella	05:25			REBOUND (DEF) by Anderson, Alayna
	05:18			MISSED 3 PTR by Lifsey, Carrington
	05:18			REBOUND (OFF) by Anderson, Alayna
	04:57	15-25	V 10	GOOD! 3 PTR by Lifsey, Carrington
	04:57			ASSIST by Anderson, Alayna
TIMEOUT TEAM	04:51			
SUB IN : Burchett, Briley	04:51			
SUB OUT: Jenkins, Eliza	04:51			
GOOD! JUMPER by Burchett, Briley [PNT]	04:38	17-25	V 8	
REBOUND (DEF) by Ashlock, Bella	04:29			MISSED JUMPER by Parkins, Tinsley
GOOD! LAYUP by Ashlock, Bella [PNT]	04:13	19-25	V 6	
ASSIST by Buford, Halle	04:13			
REBOUND (DEF) by Burchett, Briley	04:01			MISSED 3 PTR by Wilson, Sophie
GOOD! FT SHOT by Burchett, Briley	04:01	20-25	V 5	FOUL by Perry, Jaeda (P1T8)
GOOD! FT SHOT by Burchett, Briley	04:01	21-25	V 4	
SUB IN : Jenkins, Eliza	04:01			SUB IN : Blevins, Daisy
SUB OUT: Hayes, Zoe	04:01			SUB OUT: Perry, Jaeda
REBOUND (DEF) by Ashlock, Bella	03:40			MISSED JUMPER by Lifsey, Carrington
TURNOVR by Head, Abby	03:22			
FOUL by Burchett, Briley (P3T3)	03:08			MISSED FT SHOT by Anderson, Alayna
	03:08			REBOUND (OFF) by (DEADBALL)
	03:08	21-26	V 5	GOOD! FT SHOT by Anderson, Alayna
SUB IN : Upton, Cherokee	03:08			
SUB OUT: Burchett, Briley	03:08			
GOOD! JUMPER by Head, Abby	02:53	23-26	V 3	
FOUL by Upton, Cherokee (P1T4)	02:36	23-27	V 4	GOOD! FT SHOT by Blevins, Daisy
REBOUND (DEF) by Ashlock, Bella	02:36			MISSED FT SHOT by Blevins, Daisy
	02:36			SUB IN : Mingle, Autumn
	02:36			SUB OUT: Parkins, Tinsley
GOOD! FT SHOT by Ashlock, Bella	02:22	24-27	V 3	FOUL by Anderson, Alayna (P2T9)
MISSED FT SHOT by Ashlock, Bella	02:22			REBOUND (DEF) by Wilson, Sophie
SUB IN : Hayes, Zoe	02:22			
SUB OUT: Jenkins, Eliza	02:22			
	02:00			SUB IN : Sawyers, Ava
	02:00			SUB OUT: Anderson, Alayna
FOUL by Hayes, Zoe (P1T5)	01:35			
	01:30			TURNOVR by Mingle, Autumn
STEAL by Hayes, Zoe	01:28			
MISSED JUMPER by Head, Abby	01:15			

Gleason vs Clay Co.

03/10/22 1:15 PM at Murphy Center (Murfreesboro, TN)

2nd PERIOD Play-by-Play (Page 2)

HOME TEAM: Clay Co.	Time	Score	Margin	VISITORS: Gleason
	01:15			REBOUND (DEF) by Blevins, Daisy
REBOUND (DEF) by Ashlock, Bella	01:04			MISSED 3 PTR by Lifsey, Carrington
TURNOVR by Head, Abby	00:56			
	00:05			MISSED LAYUP by Lifsey, Carrington
	00:05			REBOUND (OFF) by Wilson, Sophie
REBOUND (DEF) by Ashlock, Bella	00:02			MISSED LAYUP by Wilson, Sophie

Gleason 27, Clay Co. 24

2nd period-only	In Paint	Off T/O	2nd Chance	Fast Break	Bench	
Gleason	4	3	3	2	5	Score tied - 0 times.
Clay Co.	4	0	0	0	3	Lead changed - 1 time.

Gleason vs Clay Co.

03/10/22 1:15 PM at Murphy Center (Murfreesboro, TN)

3rd PERIOD Play-by-Play (Page 1)

HOME TEAM: Clay Co.	Time	Score	Margin	VISITORS: Gleason
SUB IN : Ashlock, Bella	08:00			
SUB OUT: Burchett, Briley	08:00			
GOOD! LAYUP by Ashlock, Bella [PNT]	07:43	26-27	V 1	
REBOUND (DEF) by Buford, Halle	07:19			MISSED 3 PTR by Wilson, Sophie
GOOD! LAYUP by Buford, Halle [PNT]	07:06	28-27	H 1	
REBOUND (DEF) by Hayes, Zoe	06:24			MISSED LAYUP by Lifsey, Carrington
TURNOVR by Buford, Halle	06:15			STEAL by Sawyers, Ava
FOUL by Ashlock, Bella (P1T1)	06:15			
	06:15			SUB IN : Parkins, Tinsley
	06:15			SUB OUT: Perry, Jaeda
REBOUND (DEF) by Buford, Halle	06:00			MISSED LAYUP by Anderson, Alayna
MISSED LAYUP by Buford, Halle	05:42			REBOUND (DEF) by Wilson, Sophie
	05:35	28-29	V 1	GOOD! LAYUP by Anderson, Alayna [PNT]
MISSED LAYUP by Head, Abby	05:27			REBOUND (DEF) by Lifsey, Carrington
BLOCK by Ashlock, Bella	05:18			MISSED 3 PTR by Sawyers, Ava
	05:17			REBOUND (OFF) by (TEAM)
FOUL by Hayes, Zoe (P2T2)	05:11	28-30	V 2	GOOD! FT SHOT by Anderson, Alayna
	05:11	28-31	V 3	GOOD! FT SHOT by Anderson, Alayna
TURNOVR by Jenkins, Eliza	04:49			
	04:32	28-33	V 5	GOOD! LAYUP by Lifsey, Carrington [PNT]
	04:32			ASSIST by Parkins, Tinsley
MISSED LAYUP by Buford, Halle	04:19			REBOUND (DEF) by Wilson, Sophie
	04:11	28-35	V 7	GOOD! LAYUP by Lifsey, Carrington [FB/PNT
TIMEOUT TEAM	04:11			
SUB IN : Upton, Cherokee	04:11			
SUB IN : Burchett, Briley	04:11			
SUB OUT: Hayes, Zoe	04:11			
SUB OUT: Jenkins, Eliza	04:11			
MISSED 3 PTR by Buford, Halle	03:52			
REBOUND (OFF) by Buford, Halle	03:52			
GOOD! LAYUP by Buford, Halle [PNT]	03:49	30-35	V 5	
	03:41	30-37	V 7	GOOD! JUMPER by Lifsey, Carrington
GOOD! JUMPER by Head, Abby [PNT]	03:18	32-37	V 5	
	03:01	32-40	V 8	GOOD! 3 PTR by Parkins, Tinsley
	03:01			ASSIST by Sawyers, Ava
MISSED JUMPER by Ashlock, Bella	02:42			
REBOUND (OFF) by (TEAM)	02:42			
	02:41			SUB IN : Mingle, Autumn
	02:41			SUB OUT: Sawyers, Ava
MISSED LAYUP by Ashlock, Bella	02:39			
REBOUND (OFF) by (TEAM)	02:39			
MISSED 3 PTR by Buford, Halle	02:33			REBOUND (DEF) by Mingle, Autumn
FOUL by Ashlock, Bella (P2T3)	02:30			
REBOUND (DEF) by Upton, Cherokee	02:12			MISSED JUMPER by Anderson, Alayna
MISSED 3 PTR by Upton, Cherokee	01:49			REBOUND (DEF) by Mingle, Autumn
	00:57	32-42	V 10	GOOD! LAYUP by Anderson, Alayna [PNT]
FOUL by Ashlock, Bella (P3T4)	00:57	32-43	V 11	GOOD! FT SHOT by Anderson, Alayna
SUB IN : Hayes, Zoe	00:57			
SUB IN : Jenkins, Eliza	00:57			
SUB OUT: Ashlock, Bella	00:57			
SUB OUT: Head, Abby	00:57			
	00:46			FOUL by Mingle, Autumn (P2T1)
MISSED FT SHOT by Burchett, Briley	00:38			FOUL by Lifsey, Carrington (P2T2)
REBOUND (OFF) by (DEADBALL)	00:38			
MISSED FT SHOT by Burchett, Briley	00:38			REBOUND (DEF) by Mingle, Autumn
SUB IN : Head, Abby	00:38			
SUB OUT: Upton, Cherokee	00:38			
	00:14			TURNOVR by Lifsey, Carrington
SUB IN : Ashlock, Bella	00:14			
SUB OUT: Jenkins, Eliza	00:14			
	00:12			FOUL by Mingle, Autumn (P3T3)

Gleason vs Clay Co.

03/10/22 1:15 PM at Murphy Center (Murfreesboro, TN)

3rd PERIOD Play-by-Play (Page 2)

HOME TEAM: Clay Co.	Time	Score	Margin	VISITORS: Gleason
MISSED 3 PTR by Buford, Halle	00:02			REBOUND (DEF) by Lifsey, Carrington

Gleason 43, Clay Co. 32

3rd period-only	In Paint	Off T/O	2nd Chance	Fast Break	Bench	
Gleason	8	2	2	2	3	Score tied - 0 times.
Clay Co.	8	0	2	0	2	Lead changed - 2 times.

Gleason vs Clay Co.

03/10/22 1:15 PM at Murphy Center (Murfreesboro, TN)

4th PERIOD Play-by-Play (Page 1)

HOME TEAM: Clay Co.	Time	Score	Margin	VISITORS: Gleason
	08:00			SUB IN : Parkins, Tinsley
	08:00			SUB OUT: Perry, Jaeda
	07:54			TIMEOUT 30sec
REBOUND (DEF) by Jenkins, Eliza	07:42			MISSED 3 PTR by Anderson, Alayna
MISSED JUMPER by Burchett, Briley	07:25			
REBOUND (OFF) by (TEAM)	07:25			
MISSED LAYUP by Burchett, Briley	07:18			REBOUND (DEF) by Wilson, Sophie
	07:10			TURNOVR by Sawyers, Ava
MISSED 3 PTR by Head, Abby	06:49			REBOUND (DEF) by Anderson, Alayna
REBOUND (DEF) by Hayes, Zoe	06:31			MISSED 3 PTR by Parkins, Tinsley
MISSED LAYUP by Head, Abby	06:21			BLOCK by Lifsey, Carrington
	06:20			REBOUND (DEF) by Lifsey, Carrington
	05:45			MISSED JUMPER by Anderson, Alayna
	05:45			REBOUND (OFF) by Parkins, Tinsley
	05:23			TURNOVR by Anderson, Alayna
STEAL by Hayes, Zoe	05:22			
MISSED 3 PTR by Jenkins, Eliza	05:15			REBOUND (DEF) by Anderson, Alayna
	04:51			TIMEOUT 30sec
SUB IN : Ashlock, Bella	04:51			
SUB OUT: Head, Abby	04:51			
FOUL by Burchett, Briley (P4T5)	04:20			
	04:16	32-45	V 13	GOOD! LAYUP by Anderson, Alayna [PNT]
GOOD! LAYUP by Burchett, Briley [FB/PNT]	04:08	34-45	V 11	
ASSIST by Ashlock, Bella	04:08			
REBOUND (DEF) by Ashlock, Bella	03:22			MISSED LAYUP by Anderson, Alayna
SUB IN : Upton, Cherokee	03:12			
SUB OUT: Hayes, Zoe	03:12			
MISSED LAYUP by Burchett, Briley	03:09			
REBOUND (OFF) by Ashlock, Bella	03:09			
MISSED LAYUP by Ashlock, Bella	03:07			
REBOUND (OFF) by Ashlock, Bella	03:07			
MISSED LAYUP by Ashlock, Bella	03:04			REBOUND (DEF) by Wilson, Sophie
FOUL by Ashlock, Bella (P4T6)	03:02			
FOUL by Burchett, Briley (P5T7)	02:50	34-46	V 12	GOOD! FT SHOT by Anderson, Alayna
	02:50	34-47	V 13	GOOD! FT SHOT by Anderson, Alayna
SUB IN : Hayes, Zoe	02:50			
SUB OUT: Burchett, Briley	02:50			
MISSED JUMPER by Ashlock, Bella	02:38			REBOUND (DEF) by Parkins, Tinsley
FOUL by Jenkins, Eliza (P1T8)	02:36	34-48	V 14	GOOD! FT SHOT by Parkins, Tinsley
	02:36	34-49	V 15	GOOD! FT SHOT by Parkins, Tinsley
SUB IN : Head, Abby	02:36			
SUB OUT: Ashlock, Bella	02:36			
MISSED LAYUP by Hayes, Zoe	02:23			REBOUND (DEF) by Lifsey, Carrington
	01:48	34-51	V 17	GOOD! LAYUP by Anderson, Alayna [PNT]
TURNOVR by Hayes, Zoe	01:36			
	01:35			STEAL by Sawyers, Ava
	01:32	34-53	V 19	GOOD! LAYUP by Parkins, Tinsley [FB/PNT]
	01:32			ASSIST by Sawyers, Ava
GOOD! FT SHOT by Hayes, Zoe	01:17	35-53	V 18	FOUL by Wilson, Sophie (P1T4)
GOOD! FT SHOT by Hayes, Zoe	01:17	36-53	V 17	
SUB IN : Matthews, Kendall	01:17			SUB IN : Stafford, Grace
SUB IN : Hale, Isabella	01:17			SUB IN : Mingle, Autumn
SUB IN : May, Landrey	01:17			SUB OUT: Anderson, Alayna
SUB IN : Wix, Laci	01:17			SUB OUT: Lifsey, Carrington
SUB IN : Hayes, Madison	01:17			
SUB OUT: Hayes, Zoe	01:17			
SUB OUT: Upton, Cherokee	01:17			
SUB OUT: Jenkins, Eliza	01:17			
SUB OUT: Buford, Halle	01:17			
SUB OUT: Head, Abby	01:17			
	00:35			MISSED 3 PTR by Wilson, Sophie

Gleason vs Clay Co.

03/10/22 1:15 PM at Murphy Center (Murfreesboro, TN)

4th PERIOD Play-by-Play (Page 2)

HOME TEAM: Clay Co.	Time	Score	Margin	VISITORS: Gleason
REBOUND (DEF) by May, Landrey	00:35			
MISSED LAYUP by Hayes, Madison	00:25			REBOUND (DEF) by Stafford, Grace
FOUL by Wix, Laci (P1T9)	00:17	36-54	V 18	GOOD! FT SHOT by Sawyers, Ava
	00:17	36-55	V 19	GOOD! FT SHOT by Sawyers, Ava
SUB IN : Banks, Jada	00:17			SUB IN : Lamb, Maya
SUB OUT: May, Landrey	00:17			SUB IN : Watson, Hannah
	00:17			SUB IN : Dean, Madi
	00:17			SUB IN : Black, Addy
	00:17			SUB OUT: Sawyers, Ava
	00:17			SUB OUT: Mingle, Autumn
	00:17			SUB OUT: Wilson, Sophie
	00:17			SUB OUT: Parkins, Tinsley
GOOD! FT SHOT by Hale, Isabella	00:05	37-55	V 18	FOUL by Stafford, Grace (P1T5)
MISSED FT SHOT by Hale, Isabella	00:05			
REBOUND (OFF) by Hayes, Madison	00:05			
MISSED LAYUP by Hayes, Madison	00:02			
REBOUND (OFF) by Hale, Isabella	00:02			
GOOD! LAYUP by Hale, Isabella [PNT]	00:01	39-55	V 16	

Gleason 55, Clay Co. 39

4th period-only	In Paint	Off T/O	2nd Chance	Fast Break	Bench	
Gleason	6	2	0	2	4	Score tied - 0 times.
Clay Co.	4	0	2	2	3	Lead changed - 0 times.

Official Basketball Box Score -- Thru 1st Period
Gleason vs Clay Co.
03/10/22 1:15 PM at Murphy Center (Murfreesboro, TN)

of Tennessee

Gleason 12 • 26-7

##	Player		Total FG-FGA	3-Ptr FG-FGA	FT-FTA	Rebounds Off	Def	Tot	PF	TP	A	TO	Blk	Stl	Min
12	Anderson, Alayna	*	1-3	0-1	0-0	0	0	0	0	2	1	1	0	0	8
14	Lifsey, Carrington	*	1-3	0-1	1-1	0	3	3	1	3	0	0	0	1	8
21	Sawyers, Ava	*	0-0	0-0	0-0	0	0	0	2	0	0	1	0	0	3
44	Wilson, Sophie	*	2-3	1-2	0-0	1	0	1	0	5	0	0	0	0	5
50	Perry, Jaeda	*	0-0	0-0	0-0	0	0	0	0	0	0	0	0	0	2
31	Mingle, Autumn		0-0	0-0	0-0	0	1	1	1	0	0	0	0	0	4
40	Tucker, Kaylee		0-0	0-0	0-0	0	0	0	1	0	0	2	0	0	3
41	Parkins, Tinsley		0-0	0-0	0-0	0	0	0	0	0	0	0	0	0	2
55	Blevins, Daisy		1-1	0-0	0-0	1	1	2	0	2	0	0	1	0	2
	Team					1	1	2							
	Totals		5-10	1-4	1-1	3	6	9	5	12	1	4	1	1	-

1st - FG %:	5-10	50.0%	Game: 5-10	50.0%
3FG %:	1-4	25.0%	1-4	25.0%
FT %:	1-1	100.0%	1-1	100.0%

Deadball Rebounds
0

Clay Co. 13 • 25-6

##	Player		Total FG-FGA	3-Ptr FG-FGA	FT-FTA	Rebounds Off	Def	Tot	PF	TP	A	TO	Blk	Stl	Min
05	Jenkins, Eliza	*	0-0	0-0	0-0	0	0	0	0	0	0	0	0	0	3
10	Head, Abby	*	2-3	1-2	0-0	0	0	0	0	5	1	0	0	1	8
21	Buford, Halle	*	0-2	0-1	1-2	1	0	1	0	1	1	1	0	0	3
23	Burchett, Briley	*	1-3	0-0	0-0	1	0	1	1	2	0	0	0	1	7
30	Hayes, Zoe	*	0-1	0-1	0-0	0	1	1	0	0	1	0	0	0	3
02	Ashlock, Bella		0-1	0-0	0-0	0	0	0	0	0	0	0	1	1	4
11	Matthews, Kendall		0-0	0-0	0-0	0	0	0	0	0	0	0	0	0	4
33	Upton, Cherokee		1-1	1-1	2-3	0	1	1	0	5	0	0	0	0	4
40	Hale, Isabella		0-0	0-0	0-0	0	0	0	0	0	0	0	0	0	0+
	Team					0	0	0							
	Totals		4-11	2-5	3-5	2	2	4	1	13	3	1	1	3	-

1st - FG %:	4-11	36.4%	Game: 4-11	36.4%
3FG %:	2-5	40.0%	2-5	40.0%
FT %:	3-5	60.0%	3-5	60.0%

Deadball Rebounds
1

Officials:
Technical fouls: Gleason-None. Clay Co.-None.
Attendance:

Score by periods	1st	2nd	3rd	4th	Total
Gleason	12	0	0	0	12
Clay Co.	13	0	0	0	13

Points	In Paint	Off T/O	2nd Chance	Fast Break	Bench
GLEASO	8	0	4	2	2
CLAYCO	4	4	0	2	5

Last FG - GLEASON 1st-04:08, CLAYCO 1st-03:55.
Largest lead - GLEASON by 7 1st-05:07, CLAYCO by 1 1st-07:43.
GLEASON led for 07:08. CLAYCO led for 24:35. Game was tied for -7:-43.

Score tied - 1 time.
Lead changed - 4 times.

Official Basketball Box Score -- Thru 2nd Period
Gleason vs Clay Co.
03/10/22 1:15 PM at Murphy Center (Murfreesboro, TN)

Gleason 27 • 26-7

##	Player		Total FG-FGA	3-Ptr FG-FGA	FT-FTA	Rebounds Off	Def	Tot	PF	TP	A	TO	Blk	Stl	Min
12	Anderson, Alayna	*	1-3	0-1	1-2	1	2	3	2	3	3	1	0	0	14
14	Lifsey, Carrington	*	4-10	1-4	1-1	0	4	4	1	10	1	0	0	1	16
21	Sawyers, Ava	*	0-0	0-0	0-0	0	0	0	2	0	0	1	0	0	5
44	Wilson, Sophie	*	3-6	1-3	0-0	2	1	3	0	7	0	0	0	0	13
50	Perry, Jaeda	*	0-0	0-0	0-0	0	0	0	1	0	0	0	0	0	6
31	Mingle, Autumn		0-0	0-0	0-0	0	1	1	1	0	0	1	0	0	6
40	Tucker, Kaylee		0-0	0-0	0-0	0	0	0	1	0	0	2	0	0	3
41	Parkins, Tinsley		1-2	1-1	1-2	0	0	0	1	4	0	0	0	0	7
55	Blevins, Daisy		1-1	0-0	1-2	1	2	3	0	3	0	0	1	0	6
	Team					1	1	2							
	Totals		10-22	3-9	4-7	5	11	16	9	27	4	5	1	1	-

1st - FG %:	5-10	50.0%	2nd: 5-12	41.7%	Game: 10-22	45.5%	Deadball Rebounds
3FG %:	1-4	25.0%	2-5	40.0%	3-9	33.3%	2
FT %:	1-1	100.0%	3-6	50.0%	4-7	57.1%	

Clay Co. 24 • 25-6

##	Player		Total FG-FGA	3-Ptr FG-FGA	FT-FTA	Rebounds Off	Def	Tot	PF	TP	A	TO	Blk	Stl	Min
05	Jenkins, Eliza	*	0-0	0-0	0-0	0	0	0	0	0	0	0	0	0	8
10	Head, Abby	*	3-5	1-2	0-0	0	0	0	0	7	1	3	0	1	14
21	Buford, Halle	*	0-2	0-1	1-2	1	0	1	0	1	2	1	0	0	11
23	Burchett, Briley	*	2-6	0-1	2-2	1	1	2	3	6	0	0	0	1	11
30	Hayes, Zoe	*	0-1	0-1	2-2	0	1	1	1	2	1	0	0	1	10
02	Ashlock, Bella		1-3	0-1	1-2	0	5	5	0	3	0	0	1	1	10
11	Matthews, Kendall		0-0	0-0	0-0	0	0	0	0	0	0	0	0	0	4
33	Upton, Cherokee		1-1	1-1	2-3	0	1	1	1	5	0	0	0	0	8
40	Hale, Isabella		0-0	0-0	0-0	0	0	0	0	0	0	0	0	0	0+
	Team					0	0	0							
	Totals		7-18	2-7	8-11	2	8	10	5	24	4	4	1	4	-

1st - FG %:	4-11	36.4%	2nd: 3-7	42.9%	Game: 7-18	38.9%	Deadball Rebounds
3FG %:	2-5	40.0%	0-2	0.0%	2-7	28.6%	1
FT %:	3-5	60.0%	5-6	83.3%	8-11	72.7%	

Officials:
Technical fouls: Gleason-None. Clay Co.-None.
Attendance:

Score by periods	1st	2nd	3rd	4th	Total
Gleason	12	15	0	0	27
Clay Co.	13	11	0	0	24

Points	In Paint	Off T/O	2nd Chance	Fast Break	Bench
GLEASO	12	3	7	4	7
CLAYCO	8	4	0	2	8

Last FG - GLEASON 2nd-04:57, CLAYCO 2nd-02:53.
Largest lead - GLEASON by 10 2nd-04:57, CLAYCO by 1 1st-07:43.
GLEASON led for 30:46. CLAYCO led for 00:57. Game was tied for -7:-43.

Score tied - 1 time.
Lead changed - 5 times.

Official Basketball Box Score -- Thru 3rd Period
Gleason vs Clay Co.
03/10/22 1:15 PM at Murphy Center (Murfreesboro, TN)

Gleason 43 • 26-7

##	Player		Total FG-FGA	3-Ptr FG-FGA	FT-FTA	Rebounds Off	Def	Tot	PF	TP	A	TO	Blk	Stl	Min
12	Anderson, Alayna	*	3-7	0-1	4-5	1	2	3	2	10	3	1	0	0	22
14	Lifsey, Carrington	*	7-14	1-4	1-1	0	6	6	2	16	1	1	0	1	24
21	Sawyers, Ava	*	0-1	0-1	0-0	0	0	0	2	0	1	1	0	1	11
44	Wilson, Sophie	*	3-7	1-4	0-0	2	3	5	0	7	0	0	0	0	21
50	Perry, Jaeda	*	0-0	0-0	0-0	0	0	0	1	0	0	0	0	0	7
31	Mingle, Autumn		0-0	0-0	0-0	0	4	4	3	0	0	1	0	0	9
40	Tucker, Kaylee		0-0	0-0	0-0	0	0	0	1	0	0	2	0	0	3
41	Parkins, Tinsley		2-3	2-2	1-2	0	0	0	1	7	1	0	0	0	14
55	Blevins, Daisy		1-1	0-0	1-2	1	2	3	0	3	0	0	1	0	6
	Team					2	1	3							
	Totals		16-33	4-12	7-10	6	18	24	12	43	6	6	1	2	-

1st - FG %:	5-10	50.0%	2nd: 5-12	41.7%	3rd: 6-11	54.5%	Game: 16-33	48.5%	Deadball Rebounds
3FG %:	1-4	25.0%	2-5	40.0%	1-3	33.3%	4-12	33.3%	2
FT %:	1-1	100.0%	3-6	50.0%	3-3	100.0%	7-10	70.0%	

Clay Co. 32 • 25-6

##	Player		Total FG-FGA	3-Ptr FG-FGA	FT-FTA	Rebounds Off	Def	Tot	PF	TP	A	TO	Blk	Stl	Min
05	Jenkins, Eliza	*	0-0	0-0	0-0	0	0	0	0	0	0	1	0	0	13
10	Head, Abby	*	4-7	1-2	0-0	0	0	0	0	9	1	3	0	1	22
21	Buford, Halle	*	2-9	0-4	1-2	2	2	4	0	5	2	2	0	0	19
23	Burchett, Briley	*	2-6	0-1	2-4	1	1	2	3	6	0	0	0	1	15
30	Hayes, Zoe	*	0-1	0-1	2-2	0	2	2	2	2	1	0	0	1	15
02	Ashlock, Bella		2-6	0-1	1-2	0	5	5	3	5	0	0	2	1	17
11	Matthews, Kendall		0-0	0-0	0-0	0	0	0	0	0	0	0	0	0	4
33	Upton, Cherokee		1-2	1-2	2-3	0	2	2	1	5	0	0	0	0	11
40	Hale, Isabella		0-0	0-0	0-0	0	0	0	0	0	0	0	0	0	0+
	Team					2	0	2							
	Totals		11-31	2-11	8-13	5	12	17	9	32	4	6	2	4	-

1st - FG %:	4-11	36.4%	2nd: 3-7	42.9%	3rd: 4-13	30.8%	Game: 11-31	35.5%	Deadball Rebounds
3FG %:	2-5	40.0%	0-2	0.0%	0-4	0.0%	2-11	18.2%	2
FT %:	3-5	60.0%	5-6	83.3%	0-2	0.0%	8-13	61.5%	

Officials:
Technical fouls: Gleason-None. Clay Co.-None.
Attendance:

Score by periods	1st	2nd	3rd	4th	Total
Gleason	12	15	16	0	43
Clay Co.	13	11	8	0	32

Points	In Paint	Off T/O	2nd Chance	Fast Break	Bench
GLEASO	20	5	9	6	10
CLAYCO	16	4	2	2	10

Last FG - GLEASON 3rd-00:57, CLAYCO 3rd-03:18.
Largest lead - GLEASON by 11 3rd-00:57, CLAYCO by 1 1st-07:43.
GLEASON led for 29:15. CLAYCO led for 02:28. Game was tied for -7:-43.

Score tied - 1 time.
Lead changed - 7 times.

2021 Class A State Girls' Basketball Tournament

March 10 - March 13, 2021 · MTSU - Murphy Center

Game 1
Wed. Mar. 10 10:00 AM
MTSU

Peabody (26-8)	38
Clay Co. (21-10)	59

Game 2
Wed. Mar. 10 11:30 AM
MTSU

Cloudland (21-7)	31
Loretto (19-7)	63

Game 3
Wed. Mar. 10 2:30 PM
MTSU

Gibson Co. (33-2)	40
North Greene (27-7)	43

OT
Game 4
Wed. Mar. 10 4:00 PM
MTSU

Clarkrange (27-6)	34
Summertown (28-3)	37

Game 5
Fri. Mar. 12 10:00 AM
MTSU

Clay Co.	42
Loretto	63

Game 6
Fri. Mar. 12 11:30 AM
MTSU

North Greene	41
Summertown	49

Game 7
Sat. Mar. 13 11:00 AM
MTSU

Loretto	49
Summertown	41

Loretto
STATE CHAMPION

Official Basketball Box Score -- Game Totals -- Final Statistics
Clay Co. vs Peabody
3/10/21 10:00 AM at Murfreesboro, TN (Murphy Center)

Clay Co. 59 • 21-10

			Total	3-Ptr		Rebounds									
##	Player		FG-FGA	FG-FGA	FT-FTA	Off	Def	Tot	PF	TP	A	TO	Blk	Stl	Min
02	Ashlock, Bella	*	1-4	0-0	0-0	1	8	9	2	2	4	3	1	1	27
05	Jenkins, Eliza	*	1-5	0-1	0-0	2	3	5	1	2	2	1	0	2	20
20	Copass, Rachel	*	0-4	0-0	1-2	0	3	3	1	1	3	6	0	3	30
23	Burchett, Briley	*	9-17	0-0	6-6	5	4	9	2	24	3	2	1	0	28
24	Arms, Katie	*	7-12	3-5	10-12	0	9	9	1	27	1	2	1	4	30
01	Hayes, Madison		0-0	0-0	0-0	0	0	0	0	0	0	0	0	0	1
11	Matthews, Kendall		0-0	0-0	0-0	0	0	0	0	0	0	0	0	0	1
12	Weaver, Lauren		0-0	0-0	0-0	0	1	1	0	0	0	1	0	0	1
14	Walker, Emma		0-0	0-0	0-0	1	0	1	0	0	0	0	0	0	1
15	Raines, Hannah		0-1	0-0	0-0	0	0	0	0	0	0	0	0	1	1
21	Buford, Halle		1-2	1-2	0-0	0	1	1	0	3	0	0	0	0	1
30	Hayes, Zoe		0-2	0-0	0-0	0	0	0	1	0	0	1	0	1	11
33	Upton, Cherokee		0-0	0-0	0-0	0	1	1	0	0	0	1	0	0	1
40	Hale, Isabella		0-2	0-0	0-0	0	0	0	0	0	2	0	0	0	3
44	Head, Abby		0-0	0-0	0-0	0	0	0	2	0	0	0	0	1	4
	Team					3	1	4							
	Totals		19-49	4-8	17-20	12	31	43	10	59	15	17	3	13	160

	1st		2nd		3rd		4th		Game		Deadball Rebounds
FG %:	8-16	50.0%	4-10	40.0%	2-12	16.7%	5-11	45.5%	19-49	38.8%	1,1
3FG %:	2-3	66.7%	0-1	0.0%	0-1	0.0%	2-3	66.7%	4-8	50.0%	
FT %:	0-0	0.0%	4-4	100.0%	4-6	66.7%	9-10	90.0%	17-20	85.0%	

Peabody 38 • 26-8

			Total	3-Ptr		Rebounds									
##	Player		FG-FGA	FG-FGA	FT-FTA	Off	Def	Tot	PF	TP	A	TO	Blk	Stl	Min
00	Johnson, Cedriyanna	*	2-22	0-9	3-4	2	0	2	4	7	1	4	0	2	29
03	Skinner, Adriana	*	3-9	1-3	0-0	3	4	7	3	7	1	4	0	0	28
04	Johnson, Myricle	*	2-7	2-7	0-0	0	1	1	2	6	1	1	0	2	21
10	Easley, Mia	*	1-4	0-2	3-6	1	4	5	1	5	1	4	0	0	28
13	Hill, KK	*	3-5	0-0	2-4	4	4	8	3	8	0	1	2	3	24
14	Brooks, Travia		1-4	0-0	0-0	1	2	3	0	2	1	0	2	0	12
20	Adkisson, Telsea		1-4	1-4	0-0	2	3	5	3	3	2	0	0	2	16
22	Stewart, Oleisia		0-0	0-0	0-0	0	0	0	0	0	0	0	0	0	1
25	Carter, Jamyia		0-1	0-1	0-0	0	0	0	0	0	0	1	0	0	1
	Team					1	1	2							
	Totals		13-56	4-26	8-14	14	19	33	16	38	7	15	4	9	160

	1st		2nd		3rd		4th		Game		Deadball Rebounds
FG %:	2-14	14.3%	5-12	41.7%	2-16	12.5%	4-14	28.6%	13-56	23.2%	3,1
3FG %:	1-7	14.3%	1-4	25.0%	0-7	0.0%	2-8	25.0%	4-26	15.4%	
FT %:	1-4	25.0%	0-0	0.0%	0-2	0.0%	7-8	87.5%	8-14	57.1%	

Officials:
Technical fouls: Clay Co.-None. Peabody-None.
Attendance:

Score by periods	1st	2nd	3rd	4th	Total
Clay Co.	18	12	8	21	59
Peabody	6	11	4	17	38

Clay Co. vs Peabody
3/10/21 10:00 AM at Murfreesboro, TN (Murphy Center)
1st PERIOD Play-by-Play (Page 1)

HOME TEAM: Peabody	Time	Score	Margin	VISITORS: Clay Co.
MISSED 3 PTR by Johnson, Cedriyanna	07:28			REBOUND (DEF) by Burchett, Briley
	07:14			MISSED 3 PTR by Arms, Katie
	07:14			REBOUND (OFF) by Burchett, Briley
	07:10	0-2	V 2	GOOD! LAYUP by Burchett, Briley [PNT]
MISSED 3 PTR by Johnson, Myricle	06:54			REBOUND (DEF) by Arms, Katie
	06:28	0-4	V 4	GOOD! LAYUP by Ashlock, Bella [PNT]
	06:28			ASSIST by Copass, Rachel
GOOD! JUMPER by Johnson, Cedriyanna [PN	06:19	2-4	V 2	
	06:03	2-7	V 5	GOOD! 3 PTR by Arms, Katie
	06:03			ASSIST by Copass, Rachel
MISSED 3 PTR by Johnson, Cedriyanna	05:47			REBOUND (DEF) by Ashlock, Bella
	05:34			MISSED LAYUP by Burchett, Briley
	05:34			REBOUND (OFF) by Burchett, Briley
	05:32	2-9	V 7	GOOD! JUMPER by Burchett, Briley [PNT]
TURNOVR by Easley, Mia	05:17			
	05:15			STEAL by Jenkins, Eliza
	05:11			TURNOVR by Arms, Katie
STEAL by Johnson, Myricle	05:09			
MISSED FT SHOT by Hill, KK	05:05			FOUL by Ashlock, Bella (P1T1)
REBOUND (OFF) by (DEADBALL)	05:05			
MISSED FT SHOT by Hill, KK	05:05			REBOUND (DEF) by Ashlock, Bella
	04:54			TURNOVR by Ashlock, Bella
STEAL by Hill, KK	04:52			
MISSED JUMPER by Johnson, Cedriyanna	04:47			REBOUND (DEF) by Arms, Katie
	04:42			FOUL by Arms, Katie (P1T2)
	04:42			TURNOVR by Arms, Katie
GOOD! FT SHOT by Johnson, Cedriyanna	04:12	3-9	V 6	FOUL by Burchett, Briley (P1T3)
MISSED FT SHOT by Johnson, Cedriyanna	04:12			REBOUND (DEF) by Ashlock, Bella
BLOCK by Hill, KK	04:06			MISSED LAYUP by Burchett, Briley
	04:06			REBOUND (OFF) by (TEAM)
SUB IN : Adkisson, Telsea	04:06			
SUB OUT: Johnson, Myricle	04:06			
	04:03	3-11	V 8	GOOD! LAYUP by Burchett, Briley [PNT]
	04:03			ASSIST by Copass, Rachel
MISSED 3 PTR by Johnson, Cedriyanna	03:50			
REBOUND (OFF) by Hill, KK	03:50			
MISSED JUMPER by Johnson, Cedriyanna	03:43			REBOUND (DEF) by Arms, Katie
	03:26	3-13	V 10	GOOD! LAYUP by Burchett, Briley [PNT]
	03:26			ASSIST by Ashlock, Bella
	03:23			TIMEOUT 30sec
MISSED JUMPER by Skinner, Adriana	02:53			REBOUND (DEF) by Burchett, Briley
	02:38	3-16	V 13	GOOD! 3 PTR by Arms, Katie
	02:38			ASSIST by Ashlock, Bella
TURNOVR by Johnson, Cedriyanna	02:28			
	02:26			STEAL by Copass, Rachel
REBOUND (DEF) by Skinner, Adriana	02:23			MISSED LAYUP by Arms, Katie
TURNOVR by Skinner, Adriana	02:15			
	02:14			STEAL by Arms, Katie
REBOUND (DEF) by Skinner, Adriana	02:11			MISSED LAYUP by Arms, Katie
TURNOVR by Skinner, Adriana	02:04			
REBOUND (DEF) by Hill, KK	01:48			MISSED LAYUP by Burchett, Briley
MISSED JUMPER by Johnson, Cedriyanna	01:40			
REBOUND (OFF) by Hill, KK	01:40			
MISSED JUMPER by Hill, KK	01:37			
REBOUND (OFF) by (TEAM)	01:37			
SUB IN : Brooks, Travia	01:36			SUB IN : Hayes, Zoe
SUB OUT: Hill, KK	01:36			SUB IN : Hale, Isabella
	01:36			SUB OUT: Burchett, Briley
	01:36			SUB OUT: Jenkins, Eliza
GOOD! 3 PTR by Adkisson, Telsea	01:34	6-16	V 10	

Clay Co. vs Peabody
3/10/21 10:00 AM at Murfreesboro, TN (Murphy Center)
1st PERIOD Play-by-Play (Page 2)

HOME TEAM: Peabody	Time	Score	Margin	VISITORS: Clay Co.
ASSIST by Johnson, Cedriyanna	01:34			
	01:19	6-18	V 12	GOOD! LAYUP by Arms, Katie [PNT]
	01:19			ASSIST by Hale, Isabella
TURNOVR by Johnson, Cedriyanna	01:12			
REBOUND (DEF) by Brooks, Travia	01:00			MISSED JUMPER by Hayes, Zoe
MISSED 3 PTR by Johnson, Cedriyanna	00:51			
REBOUND (OFF) by Skinner, Adriana	00:51			
MISSED JUMPER by Johnson, Cedriyanna	00:42			REBOUND (DEF) by Ashlock, Bella
REBOUND (DEF) by Brooks, Travia	00:34			MISSED LAYUP by Hale, Isabella
MISSED 3 PTR by Easley, Mia	00:00			REBOUND (DEF) by (DEADBALL)

Clay Co. 18, Peabody 6

1st period-only	In Paint	Off T/O	2nd Chance	Fast Break	Bench	
Clay Co.	12	0	6	0	0	Score tied - 0 times.
Peabody	2	1	3	0	3	Lead changed - 0 times.

Clay Co. vs Peabody
3/10/21 10:00 AM at Murfreesboro, TN (Murphy Center)
2nd PERIOD Play-by-Play (Page 1)

HOME TEAM: Peabody	Time	Score	Margin	VISITORS: Clay Co.
SUB IN : Brooks, Travia	08:00			SUB IN : Hayes, Zoe
SUB IN : Adkisson, Telsea	08:00			SUB OUT: Jenkins, Eliza
SUB OUT: Hill, KK	08:00			
SUB OUT: Johnson, Myricle	08:00			
GOOD! JUMPER by Easley, Mia	07:43	8-18	V 10	
REBOUND (DEF) by Skinner, Adriana	07:25			MISSED LAYUP by Burchett, Briley
MISSED LAYUP by Brooks, Travia	06:56			BLOCK by Arms, Katie
	06:53			REBOUND (DEF) by Burchett, Briley
	06:39			MISSED JUMPER by Copass, Rachel
	06:39			REBOUND (OFF) by Burchett, Briley
FOUL by Adkisson, Telsea (P1T1)	06:36	8-19	V 11	GOOD! FT SHOT by Burchett, Briley
	06:36	8-20	V 12	GOOD! FT SHOT by Burchett, Briley
SUB IN : Johnson, Myricle	06:36			SUB IN : Jenkins, Eliza
SUB IN : Hill, KK	06:36			SUB OUT: Hayes, Zoe
SUB OUT: Brooks, Travia	06:36			
SUB OUT: Easley, Mia	06:36			
GOOD! 3 PTR by Skinner, Adriana	06:18	11-20	V 9	
ASSIST by Adkisson, Telsea	06:18			
REBOUND (DEF) by Hill, KK	05:54			MISSED LAYUP by Copass, Rachel
MISSED JUMPER by Skinner, Adriana	05:42			REBOUND (DEF) by Ashlock, Bella
	05:28	11-22	V 11	GOOD! LAYUP by Burchett, Briley [PNT]
	05:28			ASSIST by Ashlock, Bella
GOOD! LAYUP by Johnson, Cedriyanna [PNT	05:03	13-22	V 9	
REBOUND (DEF) by Adkisson, Telsea	04:27			MISSED 3 PTR by Jenkins, Eliza
MISSED LAYUP by Johnson, Cedriyanna	04:20			REBOUND (DEF) by (TEAM)
SUB IN : Brooks, Travia	04:18			SUB IN : Head, Abby
SUB IN : Easley, Mia	04:18			SUB OUT: Ashlock, Bella
SUB OUT: Skinner, Adriana	04:18			
SUB OUT: Johnson, Myricle	04:18			
	03:44			TURNOVR by Copass, Rachel
MISSED 3 PTR by Adkisson, Telsea	03:13			REBOUND (DEF) by Burchett, Briley
FOUL by Adkisson, Telsea (P2T2)	03:04	13-23	V 10	GOOD! FT SHOT by Arms, Katie
	03:04	13-24	V 11	GOOD! FT SHOT by Arms, Katie
	03:04			SUB IN : Ashlock, Bella
	03:04			SUB OUT: Head, Abby
SUB IN : Skinner, Adriana	02:48			
SUB OUT: Adkisson, Telsea	02:48			
GOOD! JUMPER by Hill, KK	02:44	15-24	V 9	
ASSIST by Brooks, Travia	02:44			
	02:31			MISSED JUMPER by Ashlock, Bella
	02:31			REBOUND (OFF) by Jenkins, Eliza
	02:22	15-26	V 11	GOOD! LAYUP by Jenkins, Eliza [PNT]
	02:22			ASSIST by Burchett, Briley
	02:14			FOUL by Copass, Rachel (P1T4)
SUB IN : Johnson, Myricle	02:14			
SUB OUT: Brooks, Travia	02:14			
MISSED 3 PTR by Johnson, Myricle	02:07			REBOUND (DEF) by Copass, Rachel
REBOUND (DEF) by (TEAM)	01:47			MISSED JUMPER by Ashlock, Bella
MISSED JUMPER by Johnson, Cedriyanna	01:29			REBOUND (DEF) by Ashlock, Bella
	01:08	15-28	V 13	GOOD! LAYUP by Burchett, Briley [PNT]
	01:08			ASSIST by Jenkins, Eliza
TURNOVR by Johnson, Cedriyanna	01:00			
	00:59			STEAL by Jenkins, Eliza
FOUL by Johnson, Cedriyanna (P1T3)	00:57			
	00:42			TURNOVR by Copass, Rachel
STEAL by Hill, KK	00:41			
GOOD! LAYUP by Hill, KK [FB/PNT]	00:39	17-28	V 11	
	00:28			TIMEOUT 30sec
	00:18	17-30	V 13	GOOD! LAYUP by Arms, Katie [FB/PNT]
	00:18			ASSIST by Burchett, Briley

Clay Co. vs Peabody
3/10/21 10:00 AM at Murfreesboro, TN (Murphy Center)
2nd PERIOD Play-by-Play (Page 2)

HOME TEAM: Peabody	Time	Score	Margin	VISITORS: Clay Co.
MISSED 3 PTR by Skinner, Adriana	00:02			REBOUND (DEF) by Copass, Rachel

Clay Co. 30, Peabody 17

2nd period-only	In Paint	Off T/O	2nd Chance	Fast Break	Bench	
Clay Co.	8	0	4	2	0	Score tied - 0 times.
Peabody	4	2	0	2	0	Lead changed - 0 times.

Clay Co. vs Peabody
3/10/21 10:00 AM at Murfreesboro, TN (Murphy Center)
3rd PERIOD Play-by-Play (Page 1)

HOME TEAM: Peabody	Time	Score	Margin	VISITORS: Clay Co.
	07:33			MISSED JUMPER by Burchett, Briley
	07:33			REBOUND (OFF) by Ashlock, Bella
	07:28			MISSED JUMPER by Burchett, Briley
	07:28			REBOUND (OFF) by Burchett, Briley
STEAL by Hill, KK	07:26			TURNOVR by Burchett, Briley
TURNOVR by Easley, Mia	07:19			
	07:18			STEAL by Arms, Katie
	07:09			TURNOVR by Copass, Rachel
STEAL by Johnson, Cedriyanna	07:07			
MISSED LAYUP by Johnson, Cedriyanna	07:04			REBOUND (DEF) by Jenkins, Eliza
FOUL by Hill, KK (P1T1)	06:48			
BLOCK by Hill, KK	06:45			MISSED JUMPER by Jenkins, Eliza
REBOUND (DEF) by Easley, Mia	06:44			
MISSED 3 PTR by Johnson, Myricle	06:36			REBOUND (DEF) by Ashlock, Bella
	06:07			TURNOVR by Burchett, Briley
MISSED JUMPER by Johnson, Cedriyanna	06:02			REBOUND (DEF) by Arms, Katie
	05:53	17-32	V 15	GOOD! LAYUP by Arms, Katie [PNT]
MISSED 3 PTR by Johnson, Cedriyanna	05:34			REBOUND (DEF) by Ashlock, Bella
FOUL by Johnson, Cedriyanna (P2T2)	05:24			
REBOUND (DEF) by Hill, KK	05:21			MISSED JUMPER by Ashlock, Bella
TURNOVR by Skinner, Adriana	04:51			
	04:50			STEAL by Arms, Katie
FOUL by Skinner, Adriana (P1T3)	04:47	17-33	V 16	GOOD! FT SHOT by Arms, Katie
REBOUND (DEF) by Adkisson, Telsea	04:47			MISSED FT SHOT by Arms, Katie
SUB IN : Brooks, Travia	04:47			SUB IN : Hayes, Zoe
SUB IN : Adkisson, Telsea	04:47			SUB OUT: Jenkins, Eliza
SUB OUT: Skinner, Adriana	04:47			
SUB OUT: Johnson, Myricle	04:47			
MISSED 3 PTR by Easley, Mia	04:40			REBOUND (DEF) by Arms, Katie
REBOUND (DEF) by Easley, Mia	04:33			MISSED LAYUP by Copass, Rachel
	04:25			FOUL by Burchett, Briley (P2T1)
GOOD! JUMPER by Brooks, Travia [PNT]	04:10	19-33	V 14	
ASSIST by Adkisson, Telsea	04:10			
TIMEOUT TEAM	04:07			
FOUL by Johnson, Cedriyanna (P3T4)	04:06			
FOUL by Hill, KK (P2T5)	04:04			
	03:57	19-35	V 16	GOOD! JUMPER by Burchett, Briley [PNT]
	03:57			ASSIST by Arms, Katie
MISSED LAYUP by Johnson, Cedriyanna	03:38			
REBOUND (OFF) by Hill, KK	03:38			
GOOD! LAYUP by Hill, KK [PNT]	03:36	21-35	V 14	
FOUL by Adkisson, Telsea (P3T6)	03:31			
SUB IN : Skinner, Adriana	03:31			SUB IN : Jenkins, Eliza
SUB OUT: Adkisson, Telsea	03:31			SUB IN : Head, Abby
	03:31			SUB OUT: Ashlock, Bella
	03:31			SUB OUT: Hayes, Zoe
	03:11			TURNOVR by Jenkins, Eliza
TURNOVR by Easley, Mia	02:58			
	02:55			STEAL by Head, Abby
REBOUND (DEF) by Easley, Mia	02:31			MISSED JUMPER by Jenkins, Eliza
MISSED FT SHOT by Easley, Mia	02:20			FOUL by Head, Abby (P1T2)
REBOUND (OFF) by (DEADBALL)	02:20			
MISSED FT SHOT by Easley, Mia	02:20			REBOUND (DEF) by Arms, Katie
BLOCK by Brooks, Travia	02:14			MISSED JUMPER by Copass, Rachel
	02:14			REBOUND (OFF) by (TEAM)
SUB IN : Adkisson, Telsea	02:14			
SUB IN : Johnson, Myricle	02:14			
SUB OUT: Johnson, Cedriyanna	02:14			
SUB OUT: Brooks, Travia	02:14			
	02:11			MISSED LAYUP by Burchett, Briley

Clay Co. vs Peabody
3/10/21 10:00 AM at Murfreesboro, TN (Murphy Center)
3rd PERIOD Play-by-Play (Page 2)

HOME TEAM: Peabody	Time	Score	Margin	VISITORS: Clay Co.
	02:11			REBOUND (OFF) by Jenkins, Eliza
REBOUND (DEF) by Johnson, Myricle	02:09			MISSED JUMPER by Jenkins, Eliza
MISSED 3 PTR by Adkisson, Telsea	01:56			REBOUND (DEF) by Arms, Katie
FOUL by Hill, KK (P3T7)	01:49	21-36	V 15	GOOD! FT SHOT by Arms, Katie
REBOUND (DEF) by Skinner, Adriana	01:49			MISSED FT SHOT by Arms, Katie
SUB IN : Brooks, Travia	01:49			SUB IN : Ashlock, Bella
SUB IN : Johnson, Cedriyanna	01:49			SUB OUT: Head, Abby
SUB OUT: Hill, KK	01:49			
SUB OUT: Easley, Mia	01:49			
MISSED 3 PTR by Johnson, Cedriyanna	01:36			
REBOUND (OFF) by Skinner, Adriana	01:36			
MISSED JUMPER by Skinner, Adriana	01:32			BLOCK by Ashlock, Bella
REBOUND (OFF) by Skinner, Adriana	01:31			
MISSED JUMPER by Brooks, Travia	01:29			BLOCK by Burchett, Briley
REBOUND (OFF) by Johnson, Cedriyanna	01:26			
MISSED JUMPER by Johnson, Cedriyanna	01:23			
REBOUND (OFF) by Brooks, Travia	01:23			
MISSED JUMPER by Brooks, Travia	01:20			
REBOUND (OFF) by Johnson, Cedriyanna	01:20			
MISSED 3 PTR by Johnson, Cedriyanna	01:16			REBOUND (DEF) by Copass, Rachel
FOUL by Johnson, Cedriyanna (P4T8)	00:58	21-37	V 16	GOOD! FT SHOT by Burchett, Briley
	00:58	21-38	V 17	GOOD! FT SHOT by Burchett, Briley
SUB IN : Easley, Mia	00:58			
SUB OUT: Johnson, Cedriyanna	00:58			
TURNOVR by Easley, Mia	00:38			
	00:37			STEAL by Ashlock, Bella
	00:16			TURNOVR by Ashlock, Bella
MISSED 3 PTR by Skinner, Adriana	00:05			REBOUND (DEF) by Arms, Katie
REBOUND (DEF) by (DEADBALL)	00:00			MISSED 3 PTR by Arms, Katie

Clay Co. 38, Peabody 21

3rd period-only	In Paint	Off T/O	2nd Chance	Fast Break	Bench	
Clay Co.	4	1	0	0	0	Score tied - 0 times.
Peabody	4	0	2	0	2	Lead changed - 0 times.

Clay Co. vs Peabody
3/10/21 10:00 AM at Murfreesboro, TN (Murphy Center)
4th PERIOD Play-by-Play (Page 1)

HOME TEAM: Peabody	Time	Score	Margin	VISITORS: Clay Co.
SUB IN : Adkisson, Telsea	08:00			SUB IN : Hayes, Zoe
SUB IN : Brooks, Travia	08:00			SUB OUT: Jenkins, Eliza
SUB OUT: Johnson, Cedriyanna	08:00			
SUB OUT: Hill, KK	08:00			
	07:39			TURNOVR by Ashlock, Bella
STEAL by Adkisson, Telsea	07:38			
MISSED LAYUP by Easley, Mia	07:34			
REBOUND (OFF) by Easley, Mia	07:34			
GOOD! FT SHOT by Easley, Mia	07:31	22-38	V 16	FOUL by Hayes, Zoe (P1T3)
GOOD! FT SHOT by Easley, Mia	07:31	23-38	V 15	
SUB IN : Johnson, Cedriyanna	07:31			
SUB IN : Hill, KK	07:31			
SUB OUT: Adkisson, Telsea	07:31			
SUB OUT: Brooks, Travia	07:31			
	07:26			TURNOVR by Copass, Rachel
STEAL by Johnson, Myricle	07:25			
GOOD! LAYUP by Skinner, Adriana [FB/PNT]	07:22	25-38	V 13	
ASSIST by Johnson, Myricle	07:22			
TIMEOUT 30sec	07:22			
	07:16	25-41	V 16	GOOD! 3 PTR by Arms, Katie
	07:16			ASSIST by Ashlock, Bella
MISSED JUMPER by Skinner, Adriana	06:34			
REBOUND (OFF) by Hill, KK	06:34			
GOOD! FT SHOT by Hill, KK	06:33	26-41	V 15	FOUL by Jenkins, Eliza (P1T4)
GOOD! FT SHOT by Hill, KK	06:33	27-41	V 14	
SUB IN : Adkisson, Telsea	06:33			
SUB OUT: Johnson, Cedriyanna	06:33			
FOUL by Johnson, Myricle (P1T9)	06:12	27-42	V 15	GOOD! FT SHOT by Arms, Katie
	06:12	27-43	V 16	GOOD! FT SHOT by Arms, Katie
SUB IN : Johnson, Cedriyanna	06:12			
SUB OUT: Adkisson, Telsea	06:12			
GOOD! 3 PTR by Johnson, Myricle	06:00	30-43	V 13	
ASSIST by Skinner, Adriana	06:00			
TIMEOUT 30sec	05:55			
FOUL by Skinner, Adriana (P2T10)	05:30	30-44	V 14	GOOD! FT SHOT by Arms, Katie
	05:30	30-45	V 15	GOOD! FT SHOT by Arms, Katie
GOOD! 3 PTR by Johnson, Myricle	05:20	33-45	V 12	
ASSIST by Easley, Mia	05:20			
	05:13			TURNOVR by Copass, Rachel
TURNOVR by Hill, KK	05:07			
	05:06			STEAL by Arms, Katie
REBOUND (DEF) by Easley, Mia	05:03			MISSED LAYUP by Arms, Katie
MISSED FT SHOT by Easley, Mia	04:56			FOUL by Ashlock, Bella (P2T5)
REBOUND (OFF) by (DEADBALL)	04:56			
GOOD! FT SHOT by Easley, Mia	04:56	34-45	V 11	
SUB IN : Brooks, Travia	04:56			
SUB IN : Adkisson, Telsea	04:56			
SUB OUT: Hill, KK	04:56			
SUB OUT: Johnson, Myricle	04:56			
FOUL by Easley, Mia (P1T11)	04:46	34-46	V 12	GOOD! FT SHOT by Burchett, Briley
	04:46	34-47	V 13	GOOD! FT SHOT by Burchett, Briley
MISSED 3 PTR by Adkisson, Telsea	04:42			
REBOUND (OFF) by Adkisson, Telsea	04:42			
MISSED 3 PTR by Johnson, Cedriyanna	04:31			
REBOUND (OFF) by Adkisson, Telsea	04:31			
MISSED 3 PTR by Johnson, Cedriyanna	04:18			REBOUND (DEF) by Arms, Katie
BLOCK by Brooks, Travia	03:44			MISSED LAYUP by Burchett, Briley
	03:42			REBOUND (OFF) by Burchett, Briley
	03:39	34-49	V 15	GOOD! LAYUP by Burchett, Briley [PNT]
TURNOVR by Skinner, Adriana	03:32			

Clay Co. vs Peabody
3/10/21 10:00 AM at Murfreesboro, TN (Murphy Center)
4th PERIOD Play-by-Play (Page 2)

HOME TEAM: Peabody	Time	Score	Margin	VISITORS: Clay Co.
	03:32			STEAL by Copass, Rachel
FOUL by Skinner, Adriana (P3T12)	03:32			MISSED FT SHOT by Copass, Rachel
	03:32			REBOUND (OFF) by (DEADBALL)
	03:32	34-50	V 16	GOOD! FT SHOT by Copass, Rachel
SUB IN : Johnson, Myricle	03:32			
SUB IN : Hill, KK	03:32			
SUB OUT: Brooks, Travia	03:32			
SUB OUT: Adkisson, Telsea	03:32			
GOOD! JUMPER by Skinner, Adriana [PNT]	03:23	36-50	V 14	
	03:15			TURNOVR by Copass, Rachel
STEAL by Johnson, Cedriyanna	03:14			
MISSED LAYUP by Johnson, Cedriyanna	03:12			REBOUND (DEF) by Jenkins, Eliza
	02:58	36-52	V 16	GOOD! LAYUP by Arms, Katie [PNT]
	02:58			ASSIST by Burchett, Briley
MISSED JUMPER by Hill, KK	02:37			REBOUND (DEF) by Jenkins, Eliza
	02:27	36-54	V 18	GOOD! LAYUP by Burchett, Briley [PNT]
	02:27			ASSIST by Jenkins, Eliza
TURNOVR by Johnson, Myricle	02:11			
	02:10			STEAL by Copass, Rachel
FOUL by Johnson, Myricle (P2T13)	02:05	36-55	V 19	GOOD! FT SHOT by Arms, Katie
	02:05	36-56	V 20	GOOD! FT SHOT by Arms, Katie
	02:05			SUB IN : Raines, Hannah
	02:05			SUB OUT: Burchett, Briley
TURNOVR by Johnson, Cedriyanna	01:55			
	01:53			STEAL by Raines, Hannah
	01:48			MISSED JUMPER by Raines, Hannah
	01:48			REBOUND (OFF) by (TEAM)
	01:44			SUB IN : Weaver, Lauren
	01:44			SUB IN : Head, Abby
	01:44			SUB IN : Upton, Cherokee
	01:44			SUB OUT: Ashlock, Bella
	01:44			SUB OUT: Arms, Katie
	01:44			SUB OUT: Copass, Rachel
REBOUND (DEF) by Hill, KK	01:23			MISSED JUMPER by Hayes, Zoe
GOOD! FT SHOT by Johnson, Cedriyanna	01:14	37-56	V 19	FOUL by Head, Abby (P2T6)
GOOD! FT SHOT by Johnson, Cedriyanna	01:14	38-56	V 18	
SUB IN : Carter, Jamyia	01:14			
SUB IN : Adkisson, Telsea	01:14			
SUB IN : Brooks, Travia	01:14			
SUB IN : Stewart, Oleisia	01:14			
SUB OUT: Johnson, Cedriyanna	01:14			
SUB OUT: Skinner, Adriana	01:14			
SUB OUT: Hill, KK	01:14			
SUB OUT: Easley, Mia	01:14			
	01:12			TURNOVR by Hayes, Zoe
MISSED 3 PTR by Johnson, Myricle	01:09			REBOUND (DEF) by Upton, Cherokee
	01:03			TURNOVR by Upton, Cherokee
MISSED 3 PTR by Carter, Jamyia	00:59			REBOUND (DEF) by Weaver, Lauren
STEAL by Adkisson, Telsea	00:55			TURNOVR by Weaver, Lauren
TURNOVR by Carter, Jamyia	00:45			STEAL by Hayes, Zoe
	00:45			SUB IN : Buford, Halle
	00:45			SUB IN : Hale, Isabella
	00:45			SUB IN : Walker, Emma
	00:45			SUB IN : Matthews, Kendall
	00:45			SUB IN : Hayes, Madison
	00:45			SUB OUT: Weaver, Lauren
	00:45			SUB OUT: Raines, Hannah
	00:45			SUB OUT: Head, Abby
	00:45			SUB OUT: Upton, Cherokee
	00:45			SUB OUT: Hayes, Zoe
	00:37			MISSED 3 PTR by Buford, Halle

Clay Co. vs Peabody
3/10/21 10:00 AM at Murfreesboro, TN (Murphy Center)
4th PERIOD Play-by-Play (Page 3)

HOME TEAM: Peabody	Time	Score	Margin	VISITORS: Clay Co.
	00:37			REBOUND (OFF) by Walker, Emma
REBOUND (DEF) by Adkisson, Telsea	00:29			MISSED JUMPER by Hale, Isabella
MISSED 3 PTR by Johnson, Myricle	00:18			REBOUND (DEF) by Buford, Halle
	00:00	38-59	V 21	GOOD! 3 PTR by Buford, Halle
	00:00			ASSIST by Hale, Isabella

Clay Co. 59, Peabody 38

4th period-only	In Paint	Off T/O	2nd Chance	Fast Break	Bench	
Clay Co.	6	3	2	0	3	Score tied - 0 times.
Peabody	4	4	4	2	0	Lead changed - 0 times.

Official Basketball Box Score -- Thru 1st Period
Clay Co. vs Peabody
3/10/21 10:00 AM at Murfreesboro, TN (Murphy Center)

Clay Co. 18 • 21-10

##	Player		Total FG-FGA	3-Ptr FG-FGA	FT-FTA	Rebounds Off	Def	Tot	PF	TP	A	TO	Blk	Stl	Min
02	Ashlock, Bella	*	1-1	0-0	0-0	0	4	4	1	2	2	1	0	0	8
05	Jenkins, Eliza	*	0-0	0-0	0-0	0	0	0	0	0	0	0	0	1	6
20	Copass, Rachel	*	0-0	0-0	0-0	0	0	0	0	0	3	0	0	1	8
23	Burchett, Briley	*	4-7	0-0	0-0	2	2	4	1	8	0	0	0	0	6
24	Arms, Katie	*	3-6	2-3	0-0	0	3	3	1	8	0	2	0	1	8
30	Hayes, Zoe		0-1	0-0	0-0	0	0	0	0	0	0	0	0	0	1
40	Hale, Isabella		0-1	0-0	0-0	0	0	0	0	0	1	0	0	0	1
	Team					1	1	2							
	Totals		8-16	2-3	0-0	3	10	13	3	18	6	3	0	3	-

1st - FG %:	8-16	50.0%	Game: 8-16	50.0%
3FG %:	2-3	66.7%	2-3	66.7%
FT %:	0-0	0.0%	0-0	0.0%

Deadball Rebounds
0,1

Peabody 6 • 26-8

##	Player		Total FG-FGA	3-Ptr FG-FGA	FT-FTA	Rebounds Off	Def	Tot	PF	TP	A	TO	Blk	Stl	Min
00	Johnson, Cedriyanna	*	1-9	0-4	1-2	0	0	0	0	3	1	2	0	0	8
03	Skinner, Adriana	*	0-1	0-0	0-0	1	2	3	0	0	0	2	0	0	8
04	Johnson, Myricle	*	0-1	0-1	0-0	0	0	0	0	0	0	0	0	1	3
10	Easley, Mia	*	0-1	0-1	0-0	0	0	0	0	0	0	1	0	0	8
13	Hill, KK	*	0-1	0-0	0-2	2	1	3	0	0	0	0	1	1	6
14	Brooks, Travia		0-0	0-0	0-0	0	2	2	0	0	0	0	0	0	1
20	Adkisson, Telsea		1-1	1-1	0-0	0	0	0	0	3	0	0	0	0	4
	Team					1	0	1							
	Totals		2-14	1-7	1-4	4	5	9	0	6	1	5	1	2	-

1st - FG %:	2-14	14.3%	Game: 2-14	14.3%
3FG %:	1-7	14.3%	1-7	14.3%
FT %:	1-4	25.0%	1-4	25.0%

Deadball Rebounds
1

Officials:
Technical fouls: Clay Co.-None. Peabody-None.
Attendance:

Score by periods	1st	2nd	3rd	4th	Total
Clay Co.	18	0	0	0	18
Peabody	6	0	0	0	6

Official Basketball Box Score -- Thru 2nd Period
Clay Co. vs Peabody
3/10/21 10:00 AM at Murfreesboro, TN (Murphy Center)

Clay Co. 30 • 21-10

			Total	3-Ptr		Rebounds									
##	Player		FG-FGA	FG-FGA	FT-FTA	Off	Def	Tot	PF	TP	A	TO	Blk	Stl	Min
02	Ashlock, Bella	*	1-3	0-0	0-0	0	6	6	1	2	3	1	0	0	14
05	Jenkins, Eliza	*	1-2	0-1	0-0	1	0	1	0	2	1	0	0	2	13
20	Copass, Rachel	*	0-2	0-0	0-0	0	2	2	1	0	3	2	0	1	16
23	Burchett, Briley	*	6-10	0-0	2-2	3	4	7	1	14	2	0	0	0	14
24	Arms, Katie	*	4-7	2-3	2-2	0	3	3	1	12	0	2	1	1	16
30	Hayes, Zoe		0-1	0-0	0-0	0	0	0	0	0	0	0	0	0	3
40	Hale, Isabella		0-1	0-0	0-0	0	0	0	0	0	1	0	0	0	1
44	Head, Abby		0-0	0-0	0-0	0	0	0	0	0	0	0	0	0	1
	Team					1	2	3							
	Totals		12-26	2-4	4-4	5	17	22	4	30	10	5	1	4	-

1st - FG %:	8-16	50.0%	2nd:	4-10	40.0%	Game:	12-26	46.2%
3FG %:	2-3	66.7%		0-1	0.0%		2-4	50.0%
FT %:	0-0	0.0%		4-4	100.0%		4-4	100.0%

Deadball Rebounds
0,1

Peabody 17 • 26-8

			Total	3-Ptr		Rebounds									
##	Player		FG-FGA	FG-FGA	FT-FTA	Off	Def	Tot	PF	TP	A	TO	Blk	Stl	Min
00	Johnson, Cedriyanna	*	2-12	0-4	1-2	0	0	0	1	5	1	3	0	0	16
03	Skinner, Adriana	*	1-4	1-2	0-0	1	3	4	0	3	0	2	0	0	14
04	Johnson, Myricle	*	0-2	0-2	0-0	0	0	0	0	0	0	0	0	1	8
10	Easley, Mia	*	1-2	0-1	0-0	0	0	0	0	2	0	1	0	0	13
13	Hill, KK	*	2-3	0-0	0-2	2	2	4	0	4	0	0	1	2	13
14	Brooks, Travia		0-1	0-0	0-0	0	2	2	0	0	1	0	0	0	5
20	Adkisson, Telsea		1-2	1-2	0-0	0	1	1	2	3	1	0	0	0	9
	Team					1	1	2							
	Totals		7-26	2-11	1-4	4	9	13	3	17	3	6	1	3	-

1st - FG %:	2-14	14.3%	2nd:	5-12	41.7%	Game:	7-26	26.9%
3FG %:	1-7	14.3%		1-4	25.0%		2-11	18.2%
FT %:	1-4	25.0%		0-0	0.0%		1-4	25.0%

Deadball Rebounds
1

Officials:
Technical fouls: Clay Co.-None. Peabody-None.
Attendance:

Score by periods	1st	2nd	3rd	4th	Total
Clay Co.	18	12	0	0	30
Peabody	6	11	0	0	17

Official Basketball Box Score -- Thru 3rd Period
Clay Co. vs Peabody
3/10/21 10:00 AM at Murfreesboro, TN (Murphy Center)

Clay Co. 38 • 21-10

##	Player		Total FG-FGA	3-Ptr FG-FGA	FT-FTA	Rebounds Off	Def	Tot	PF	TP	A	TO	Blk	Stl	Min
02	Ashlock, Bella	*	1-4	0-0	0-0	1	8	9	1	2	3	2	1	1	21
05	Jenkins, Eliza	*	1-5	0-1	0-0	2	1	3	0	2	1	1	0	2	19
20	Copass, Rachel	*	0-4	0-0	0-0	0	3	3	1	0	3	3	0	1	24
23	Burchett, Briley	*	7-14	0-0	4-4	4	4	8	2	18	2	2	1	0	22
24	Arms, Katie	*	5-9	2-4	4-6	0	8	8	1	16	1	2	1	3	24
30	Hayes, Zoe		0-1	0-0	0-0	0	0	0	0	0	0	0	0	0	4
40	Hale, Isabella		0-1	0-0	0-0	0	0	0	0	0	1	0	0	0	1
44	Head, Abby		0-0	0-0	0-0	0	0	0	1	0	0	0	0	1	2
	Team					2	2	4							
	Totals		14-38	2-5	8-10	9	26	35	6	38	11	10	3	8	-

1st - FG %:	8-16	50.0%	2nd:	4-10	40.0%	3rd:	2-12	16.7%	Game: 14-38	36.8%
3FG %:	2-3	66.7%		0-1	0.0%		0-1	0.0%	2-5	40.0%
FT %:	0-0	0.0%		4-4	100.0%		4-6	66.7%	8-10	80.0%

Deadball Rebounds
0,1

Peabody 21 • 26-8

##	Player		Total FG-FGA	3-Ptr FG-FGA	FT-FTA	Rebounds Off	Def	Tot	PF	TP	A	TO	Blk	Stl	Min
00	Johnson, Cedriyanna	*	2-19	0-7	1-2	2	0	2	4	5	1	3	0	1	22
03	Skinner, Adriana	*	1-6	1-3	0-0	3	4	7	1	3	0	3	0	0	21
04	Johnson, Myricle	*	0-3	0-3	0-0	0	1	1	0	0	0	0	0	1	13
10	Easley, Mia	*	1-3	0-2	0-2	0	3	3	0	2	0	4	0	0	20
13	Hill, KK	*	3-4	0-0	0-2	3	3	6	3	6	0	0	2	3	19
14	Brooks, Travia		1-4	0-0	0-0	1	2	3	0	2	1	0	1	0	9
20	Adkisson, Telsea		1-3	1-3	0-0	0	2	2	3	3	2	0	0	0	12
	Team					1	2	3							
	Totals		9-42	2-18	1-6	10	17	27	11	21	4	10	3	5	-

1st - FG %:	2-14	14.3%	2nd:	5-12	41.7%	3rd:	2-16	12.5%	Game: 9-42	21.4%
3FG %:	1-7	14.3%		1-4	25.0%		0-7	0.0%	2-18	11.1%
FT %:	1-4	25.0%		0-0	0.0%		0-2	0.0%	1-6	16.7%

Deadball Rebounds
2,1

Officials:
Technical fouls: Clay Co.-None. Peabody-None.
Attendance:

Score by periods	1st	2nd	3rd	4th	Total
Clay Co.	18	12	8	0	38
Peabody	6	11	4	0	21

Official Basketball Box Score -- Game Totals -- Final Statistics
Loretto vs Clay Co.
3/12/21 10:00 AM at Murfreesboro, TN (Murphy Center)

Loretto 63 • 20-7

##	Player		Total FG-FGA	3-Ptr FG-FGA	FT-FTA	Rebounds Off	Def	Tot	PF	TP	A	TO	Blk	Stl	Min
12	Clifton, Julie	*	0-3	0-2	2-4	2	0	2	1	2	0	2	0	0	28
13	Tidwell, Madelinn	*	1-3	0-2	1-2	0	6	6	0	3	4	0	0	0	26
20	Buttrum, Autumn	*	6-9	2-5	2-2	1	2	3	3	16	2	1	0	0	28
22	Weathers, Karly	*	6-11	2-4	5-6	0	6	6	1	19	1	2	1	5	28
33	Weathers, Kensey	*	6-10	0-0	6-8	4	5	9	2	18	0	1	4	0	25
04	Ray, Jerica		0-0	0-0	0-0	0	0	0	0	0	0	1	0	0	1
10	Clifton, Jenny		0-0	0-0	5-6	0	1	1	1	5	0	1	0	1	8
11	Roberson, Katelyne		0-0	0-0	0-0	0	0	0	0	0	0	0	0	0	2
23	Urban, Carlee		0-0	0-0	0-0	0	0	0	2	0	0	0	0	1	4
34	Fisher, Shelby		0-1	0-0	0-0	1	0	1	2	0	0	0	0	0	7
44	Cozart, Emily		0-0	0-0	0-0	0	0	0	1	0	0	0	0	0	3
	Team					0	1	1							
	Totals		19-37	4-13	21-28	8	21	29	13	63	7	8	5	7	160

	1st	2nd	3rd	4th	Game	Deadball Rebounds
FG %:	9-15 60.0%	4-6 66.7%	4-10 40.0%	2-6 33.3%	19-37 51.4%	
3FG %:	2-6 33.3%	2-3 66.7%	0-3 0.0%	0-1 0.0%	4-13 30.8%	
FT %:	3-4 75.0%	1-2 50.0%	7-10 70.0%	10-12 83.3%	21-28 75.0%	3

Clay Co. 42 • 21-11

##	Player		Total FG-FGA	3-Ptr FG-FGA	FT-FTA	Rebounds Off	Def	Tot	PF	TP	A	TO	Blk	Stl	Min
02	Ashlock, Bella	*	4-6	1-1	0-0	0	1	1	5	9	1	3	0	1	18
05	Jenkins, Eliza	*	0-3	0-0	0-0	2	1	3	2	0	0	0	0	0	22
20	Copass, Rachel	*	3-8	0-3	0-0	0	2	2	2	6	3	1	0	0	26
23	Burchett, Briley	*	3-8	0-0	0-0	0	3	3	5	6	0	0	0	0	20
24	Arms, Katie	*	5-13	2-4	3-6	1	3	4	5	15	2	1	0	1	28
01	Hayes, Madison		0-0	0-0	0-0	0	0	0	0	0	0	0	0	0	2
04	Watson, Baleigh		0-0	0-0	0-0	0	0	0	0	0	0	0	0	0	2
10	May, Kenady		0-0	0-0	0-0	0	0	0	0	0	0	1	0	0	3
12	Weaver, Lauren		0-0	0-0	1-2	1	0	1	0	1	1	0	0	0	2
15	Raines, Hannah		1-1	0-0	1-2	0	0	0	0	3	0	1	0	1	4
21	Buford, Halle		0-1	0-1	0-0	0	0	0	0	0	0	0	0	1	2
30	Hayes, Zoe		0-2	0-2	0-0	0	2	2	2	0	0	2	0	1	12
33	Upton, Cherokee		0-1	0-1	0-0	1	0	1	0	0	0	0	0	0	5
40	Hale, Isabella		1-1	0-0	0-0	0	1	1	0	2	0	0	1	0	3
44	Head, Abby		0-0	0-0	0-0	0	0	0	0	0	0	0	0	1	11
	Team					2	1	3							
	Totals		17-44	3-12	5-10	7	14	21	21	42	7	9	1	6	160

	1st	2nd	3rd	4th	Game	Deadball Rebounds
FG %:	5-11 45.5%	4-8 50.0%	5-12 41.7%	3-13 23.1%	17-44 38.6%	
3FG %:	1-4 25.0%	1-3 33.3%	0-1 0.0%	1-4 25.0%	3-12 25.0%	
FT %:	2-4 50.0%	0-0 0.0%	1-2 50.0%	2-4 50.0%	5-10 50.0%	4

Officials:
Technical fouls: Loretto-None. Clay Co.-None.
Attendance:

Score by periods	1st	2nd	3rd	4th	Total
Loretto	23	11	15	14	63
Clay Co.	13	9	11	9	42

Points	In Paint	Off T/O	2nd Chance	Fast Break	Bench
LORETT	26	5	8	4	5
CLAYCO	28	5	0	2	6

Last FG - LORETTO 4th-04:14, CLAYCO 4th-00:54.
Largest lead - LORETTO by 25 4th-03:32, CLAYCO None.
LORETTO led for 29:42. CLAYCO led for 00:00. Game was tied for 01:25.

Score tied - 2 times.
Lead changed - 0 times.

Loretto vs Clay Co.
3/12/21 10:00 AM at Murfreesboro, TN (Murphy Center)
1st PERIOD Play-by-Play (Page 1)

HOME TEAM: Clay Co.	Time	Score	Margin	VISITORS: Loretto
	07:39	0-2	V 2	GOOD! JUMPER by Weathers, Kensey [PNT]
	07:39			ASSIST by Buttrum, Autumn
GOOD! LAYUP by Arms, Katie [PNT]	07:28	2-2	T 1	
	07:10	2-4	V 2	GOOD! LAYUP by Buttrum, Autumn [PNT]
GOOD! LAYUP by Burchett, Briley [PNT]	06:56	4-4	T 2	
ASSIST by Copass, Rachel	06:56			
	06:13			MISSED JUMPER by Weathers, Kensey
	06:13			REBOUND (OFF) by Weathers, Kensey
	06:10	4-6	V 2	GOOD! JUMPER by Weathers, Kensey [PNT]
MISSED JUMPER by Arms, Katie	06:00			
REBOUND (OFF) by Arms, Katie	06:00			
MISSED 3 PTR by Copass, Rachel	05:42			REBOUND (DEF) by Tidwell, Madelinn
FOUL by Ashlock, Bella (P1T1)	05:30	4-7	V 3	GOOD! FT SHOT by Clifton, Julie
REBOUND (DEF) by Ashlock, Bella	05:30			MISSED FT SHOT by Clifton, Julie
MISSED 3 PTR by Copass, Rachel	05:09			REBOUND (DEF) by (TEAM)
	04:53	4-9	V 5	GOOD! JUMPER by Weathers, Karly
	04:53			ASSIST by Tidwell, Madelinn
MISSED JUMPER by Arms, Katie	04:42			REBOUND (DEF) by Weathers, Kensey
	04:34			MISSED 3 PTR by Buttrum, Autumn
	04:34			REBOUND (OFF) by Weathers, Kensey
	04:31	4-11	V 7	GOOD! LAYUP by Weathers, Kensey [PNT]
TIMEOUT 30sec	04:27			
GOOD! JUMPER by Burchett, Briley [PNT]	04:15	6-11	V 5	
FOUL by Copass, Rachel (P1T2)	04:02	6-12	V 6	GOOD! FT SHOT by Weathers, Karly
	04:02	6-13	V 7	GOOD! FT SHOT by Weathers, Karly
GOOD! JUMPER by Ashlock, Bella [PNT]	03:41	8-13	V 5	
	03:24	8-16	V 8	GOOD! 3 PTR by Buttrum, Autumn
	03:24			ASSIST by Tidwell, Madelinn
	03:22			FOUL by Weathers, Karly (P1T1)
SUB IN : Hayes, Zoe	03:22			
SUB OUT: Jenkins, Eliza	03:22			
MISSED 3 PTR by Copass, Rachel	03:09			REBOUND (DEF) by Tidwell, Madelinn
	03:00	8-18	V 10	GOOD! JUMPER by Weathers, Kensey
	03:00			ASSIST by Buttrum, Autumn
MISSED LAYUP by Burchett, Briley	02:41			REBOUND (DEF) by Weathers, Karly
REBOUND (DEF) by Copass, Rachel	02:17			MISSED 3 PTR by Tidwell, Madelinn
	02:14			FOUL by Weathers, Kensey (P1T2)
SUB IN : Head, Abby	02:14			SUB IN : Fisher, Shelby
SUB OUT: Copass, Rachel	02:14			SUB OUT: Tidwell, Madelinn
GOOD! 3 PTR by Ashlock, Bella	02:00	11-18	V 7	
ASSIST by Arms, Katie	02:00			
	01:47	11-21	V 10	GOOD! 3 PTR by Weathers, Karly
MISSED FT SHOT by Arms, Katie	01:34			FOUL by Buttrum, Autumn (P1T3)
REBOUND (OFF) by (DEADBALL)	01:34			
MISSED FT SHOT by Arms, Katie	01:34			REBOUND (DEF) by Tidwell, Madelinn
REBOUND (DEF) by Hayes, Zoe	01:03			MISSED 3 PTR by Clifton, Julie
TURNOVR by Hayes, Zoe	00:49			
	00:48			STEAL by Weathers, Karly
	00:47	11-23	V 12	GOOD! LAYUP by Weathers, Karly [FB/PNT]
GOOD! FT SHOT by Arms, Katie	00:33	12-23	V 11	FOUL by Fisher, Shelby (P1T4)
GOOD! FT SHOT by Arms, Katie	00:33	13-23	V 10	
SUB IN : Jenkins, Eliza	00:33			
SUB IN : Hale, Isabella	00:33			
SUB OUT: Burchett, Briley	00:33			
SUB OUT: Ashlock, Bella	00:33			
	00:05			MISSED 3 PTR by Buttrum, Autumn
	00:05			REBOUND (OFF) by Fisher, Shelby
BLOCK by Hale, Isabella	00:01			MISSED JUMPER by Fisher, Shelby
REBOUND (DEF) by Hale, Isabella	00:01			

Loretto vs Clay Co.
3/12/21 10:00 AM at Murfreesboro, TN (Murphy Center)
1st PERIOD Play-by-Play (Page 2)

HOME TEAM: Clay Co.	Time	Score	Margin	VISITORS: Loretto

Loretto 23, Clay Co. 13

1st period-only	In Paint	Off T/O	2nd Chance	Fast Break	Bench	
Loretto	10	2	4	2	0	Score tied - 2 times.
Clay Co.	8	0	0	0	0	Lead changed - 0 times.

Loretto vs Clay Co.
3/12/21 10:00 AM at Murfreesboro, TN (Murphy Center)
2nd PERIOD Play-by-Play (Page 1)

HOME TEAM: Clay Co.	Time	Score	Margin	VISITORS: Loretto
SUB IN : Head, Abby	08:00			
SUB OUT: Ashlock, Bella	08:00			
GOOD! 3 PTR by Arms, Katie	07:37	16-23	V 7	
	06:35	16-25	V 9	GOOD! LAYUP by Tidwell, Madelinn [PNT]
MISSED 3 PTR by Arms, Katie	06:03			REBOUND (DEF) by Tidwell, Madelinn
FOUL by Jenkins, Eliza (P1T3)	05:50			
	05:50			SUB IN : Clifton, Jenny
	05:50			SUB OUT: Clifton, Julie
	05:43	16-28	V 12	GOOD! 3 PTR by Buttrum, Autumn
	05:43			ASSIST by Tidwell, Madelinn
MISSED LAYUP by Burchett, Briley	05:31			REBOUND (DEF) by Weathers, Karly
FOUL by Burchett, Briley (P1T4)	05:22			
SUB IN : Ashlock, Bella	05:22			
SUB OUT: Jenkins, Eliza	05:22			
REBOUND (DEF) by Burchett, Briley	05:06			MISSED JUMPER by Weathers, Karly
GOOD! LAYUP by Ashlock, Bella [PNT]	04:54	18-28	V 10	
ASSIST by Copass, Rachel	04:54			
FOUL by Arms, Katie (P1T5)	04:36			
	04:36			TIMEOUT TEAM
	04:36			SUB IN : Clifton, Julie
	04:36			SUB OUT: Tidwell, Madelinn
	04:00			SUB IN : Tidwell, Madelinn
	04:00			SUB OUT: Clifton, Jenny
FOUL by Burchett, Briley (P2T6)	03:51			
SUB IN : Hayes, Zoe	03:51			
SUB OUT: Head, Abby	03:51			
	03:42			TURNOVR by Weathers, Kensey
TURNOVR by Ashlock, Bella	03:31			
	03:13			TURNOVR by Weathers, Karly
STEAL by Arms, Katie	03:11			
GOOD! LAYUP by Ashlock, Bella [PNT]	02:45	20-28	V 8	
ASSIST by Arms, Katie	02:45			
	02:33	20-31	V 11	GOOD! 3 PTR by Weathers, Karly
MISSED 3 PTR by Hayes, Zoe	02:16			BLOCK by Weathers, Kensey
REBOUND (OFF) by (TEAM)	02:15			
MISSED JUMPER by Ashlock, Bella	02:11			REBOUND (DEF) by Weathers, Karly
REBOUND (DEF) by Copass, Rachel	02:03			MISSED 3 PTR by Tidwell, Madelinn
	02:00			FOUL by Clifton, Julie (P1T5)
SUB IN : Jenkins, Eliza	02:00			
SUB OUT: Hayes, Zoe	02:00			
GOOD! LAYUP by Copass, Rachel [PNT]	01:34	22-31	V 9	
	01:10	22-33	V 11	GOOD! LAYUP by Weathers, Karly [PNT]
TURNOVR by Ashlock, Bella	00:48			
	00:47			STEAL by Weathers, Karly
FOUL by Ashlock, Bella (P2T7)	00:43			MISSED FT SHOT by Clifton, Julie
	00:43			REBOUND (OFF) by (DEADBALL)
	00:43	22-34	V 12	GOOD! FT SHOT by Clifton, Julie
	00:43			SUB IN : Fisher, Shelby
	00:43			SUB OUT: Weathers, Kensey
	00:04			FOUL by Fisher, Shelby (P2T6)

Loretto 34, Clay Co. 22

2nd period-only	In Paint	Off T/O	2nd Chance	Fast Break	Bench	
Loretto	4	1	0	0	0	Score tied - 0 times.
Clay Co.	6	2	0	0	0	Lead changed - 0 times.

Loretto vs Clay Co.
3/12/21 10:00 AM at Murfreesboro, TN (Murphy Center)
3rd PERIOD Play-by-Play (Page 1)

HOME TEAM: Clay Co.	Time	Score	Margin	VISITORS: Loretto
REBOUND (DEF) by Jenkins, Eliza	07:19			MISSED JUMPER by Weathers, Karly
GOOD! JUMPER by Copass, Rachel [PNT]	06:58	24-34	V 10	
FOUL by Burchett, Briley (P3T1)	06:48	24-35	V 11	GOOD! FT SHOT by Weathers, Kensey
	06:48	24-36	V 12	GOOD! FT SHOT by Weathers, Kensey
MISSED LAYUP by Burchett, Briley	06:27			BLOCK by Weathers, Kensey
REBOUND (OFF) by Jenkins, Eliza	06:25			
MISSED LAYUP by Copass, Rachel	06:07			REBOUND (DEF) by Weathers, Karly
FOUL by Burchett, Briley (P4T2)	06:06			
SUB IN : Upton, Cherokee	06:06			
SUB OUT: Burchett, Briley	06:06			
FOUL by Copass, Rachel (P2T3)	05:53			MISSED FT SHOT by Weathers, Karly
	05:53			REBOUND (OFF) by (DEADBALL)
	05:53	24-37	V 13	GOOD! FT SHOT by Weathers, Karly
TIMEOUT 30sec	05:48			
MISSED JUMPER by Ashlock, Bella	05:37			REBOUND (DEF) by Tidwell, Madelinn
	05:28	24-39	V 15	GOOD! LAYUP by Buttrum, Autumn [FB/PNT
	05:28			ASSIST by Tidwell, Madelinn
GOOD! LAYUP by Arms, Katie [PNT]	05:18	26-39	V 13	
FOUL by Ashlock, Bella (P3T4)	05:11	26-40	V 14	GOOD! FT SHOT by Weathers, Kensey
	05:11	26-41	V 15	GOOD! FT SHOT by Weathers, Kensey
	04:56			FOUL by Buttrum, Autumn (P2T1)
TURNOVR by Ashlock, Bella	04:54			
	04:53			STEAL by Weathers, Karly
REBOUND (DEF) by (TEAM)	04:47			MISSED 3 PTR by Weathers, Karly
	04:38			TIMEOUT 30sec
SUB IN : Hayes, Zoe	04:38			
SUB IN : Head, Abby	04:38			
SUB OUT: Upton, Cherokee	04:38			
SUB OUT: Jenkins, Eliza	04:38			
MISSED LAYUP by Arms, Katie	04:26			BLOCK by Weathers, Karly
	04:24			REBOUND (DEF) by Weathers, Karly
FOUL by Ashlock, Bella (P4T5)	04:17			
	04:17			SUB IN : Clifton, Jenny
	04:17			SUB OUT: Clifton, Julie
REBOUND (DEF) by Arms, Katie	04:09			MISSED LAYUP by Weathers, Kensey
MISSED FT SHOT by Arms, Katie	04:01			FOUL by Clifton, Jenny (P1T2)
REBOUND (OFF) by (DEADBALL)	04:01			
GOOD! FT SHOT by Arms, Katie	04:01	27-41	V 14	
SUB IN : Jenkins, Eliza	04:01			
SUB OUT: Ashlock, Bella	04:01			
FOUL by Hayes, Zoe (P1T6)	03:59			
	03:50	27-43	V 16	GOOD! LAYUP by Buttrum, Autumn [PNT]
GOOD! LAYUP by Copass, Rachel [PNT]	03:39	29-43	V 14	
	03:26			TURNOVR by Weathers, Karly
STEAL by Hayes, Zoe	03:24			
MISSED LAYUP by Jenkins, Eliza	03:19			REBOUND (DEF) by Clifton, Jenny
	03:14			SUB IN : Clifton, Julie
	03:14			SUB OUT: Clifton, Jenny
	03:06			TURNOVR by Clifton, Julie
STEAL by Head, Abby	03:05			
MISSED LAYUP by Arms, Katie	02:54			REBOUND (DEF) by Weathers, Karly
	02:47	29-45	V 16	GOOD! LAYUP by Weathers, Karly [PNT]
MISSED 3 PTR by Hayes, Zoe	02:29			REBOUND (DEF) by Weathers, Kensey
	02:22			TIMEOUT 30sec
	02:18			SUB IN : Fisher, Shelby
	02:18			SUB OUT: Weathers, Kensey
	01:55			MISSED 3 PTR by Buttrum, Autumn
	01:55			REBOUND (OFF) by Clifton, Julie
	01:49			MISSED LAYUP by Clifton, Julie
	01:49			REBOUND (OFF) by Clifton, Julie

Loretto vs Clay Co.
3/12/21 10:00 AM at Murfreesboro, TN (Murphy Center)
3rd PERIOD Play-by-Play (Page 2)

HOME TEAM: Clay Co.	Time	Score	Margin	VISITORS: Loretto
	01:48			MISSED 3 PTR by Weathers, Karly
	01:48			REBOUND (OFF) by Buttrum, Autumn
	01:45	29-47	V 18	GOOD! LAYUP by Buttrum, Autumn [PNT]
TIMEOUT TEAM	01:37			
SUB IN : Ashlock, Bella	01:37			
SUB IN : Burchett, Briley	01:37			
SUB OUT: Jenkins, Eliza	01:37			
SUB OUT: Head, Abby	01:37			
GOOD! LAYUP by Burchett, Briley [PNT]	01:10	31-47	V 16	
ASSIST by Copass, Rachel	01:10			
SUB IN : Jenkins, Eliza	00:32			
SUB IN : Head, Abby	00:32			
SUB OUT: Ashlock, Bella	00:32			
SUB OUT: Burchett, Briley	00:32			
FOUL by Arms, Katie (P2T7)	00:24	31-48	V 17	GOOD! FT SHOT by Tidwell, Madelinn
	00:24			MISSED FT SHOT by Tidwell, Madelinn
	00:24			REBOUND (OFF) by Weathers, Kensey
SUB IN : Burchett, Briley	00:24			SUB IN : Clifton, Jenny
SUB IN : Ashlock, Bella	00:24			SUB IN : Weathers, Kensey
SUB OUT: Hayes, Zoe	00:24			SUB OUT: Fisher, Shelby
SUB OUT: Head, Abby	00:24			SUB OUT: Weathers, Karly
	00:13			TURNOVR by Buttrum, Autumn
STEAL by Ashlock, Bella	00:11			
GOOD! LAYUP by Arms, Katie [FB/PNT]	00:08	33-48	V 15	
ASSIST by Ashlock, Bella	00:08			
FOUL by Ashlock, Bella (P5T8)	00:01	33-49	V 16	GOOD! FT SHOT by Clifton, Jenny
REBOUND (DEF) by Arms, Katie	00:01			MISSED FT SHOT by Clifton, Jenny
SUB IN : Hayes, Zoe	00:01			
SUB OUT: Ashlock, Bella	00:01			

Loretto 49, Clay Co. 33

3rd period-only	In Paint	Off T/O	2nd Chance	Fast Break	Bench	
Loretto	8	0	2	2	1	Score tied - 0 times.
Clay Co.	10	2	0	2	0	Lead changed - 0 times.

Loretto vs Clay Co.
3/12/21 10:00 AM at Murfreesboro, TN (Murphy Center)
4th PERIOD Play-by-Play (Page 1)

HOME TEAM: Clay Co.	Time	Score	Margin	VISITORS: Loretto
SUB IN : Hayes, Zoe	08:00			SUB IN : Clifton, Jenny
SUB OUT: Ashlock, Bella	08:00			SUB OUT: Buttrum, Autumn
TURNOVR by Arms, Katie	07:39			
	07:38			STEAL by Clifton, Jenny
REBOUND (DEF) by Hayes, Zoe	07:28			MISSED JUMPER by Weathers, Kensey
TURNOVR by Hayes, Zoe	07:23			
	07:22			STEAL by Weathers, Karly
	07:20	33-51	V 18	GOOD! LAYUP by Weathers, Kensey [PNT]
	07:20			ASSIST by Weathers, Karly
MISSED LAYUP by Burchett, Briley	07:04			REBOUND (DEF) by Weathers, Kensey
FOUL by Jenkins, Eliza (P2T9)	06:58	33-52	V 19	GOOD! FT SHOT by Clifton, Jenny
	06:58	33-53	V 20	GOOD! FT SHOT by Clifton, Jenny
SUB IN : Upton, Cherokee	06:58			SUB IN : Buttrum, Autumn
SUB OUT: Hayes, Zoe	06:58			SUB OUT: Clifton, Jenny
GOOD! 3 PTR by Arms, Katie	06:46	36-53	V 17	
REBOUND (DEF) by Burchett, Briley	06:36			MISSED JUMPER by Weathers, Kensey
MISSED 3 PTR by Arms, Katie	06:26			
REBOUND (OFF) by Upton, Cherokee	06:26			
	06:24			FOUL by Weathers, Kensey (P2T3)
	06:11			FOUL by Buttrum, Autumn (P3T4)
TURNOVR by Copass, Rachel	06:11			
	06:09			STEAL by Weathers, Karly
REBOUND (DEF) by Burchett, Briley	06:01			MISSED 3 PTR by Clifton, Julie
MISSED LAYUP by Arms, Katie	05:52			
REBOUND (OFF) by (TEAM)	05:52			
MISSED JUMPER by Burchett, Briley	05:48			REBOUND (DEF) by Weathers, Kensey
FOUL by Burchett, Briley (P5T10)	05:48	36-54	V 18	GOOD! FT SHOT by Weathers, Kensey
REBOUND (DEF) by Arms, Katie	05:48			MISSED FT SHOT by Weathers, Kensey
SUB IN : Head, Abby	05:48			
SUB OUT: Burchett, Briley	05:48			
MISSED LAYUP by Arms, Katie	05:40			BLOCK by Weathers, Kensey
	05:38			REBOUND (DEF) by Buttrum, Autumn
FOUL by Arms, Katie (P3T11)	05:35	36-55	V 19	GOOD! FT SHOT by Buttrum, Autumn
	05:35	36-56	V 20	GOOD! FT SHOT by Buttrum, Autumn
MISSED LAYUP by Jenkins, Eliza	05:22			REBOUND (DEF) by Weathers, Kensey
FOUL by Arms, Katie (P4T12)	05:04			MISSED FT SHOT by Weathers, Kensey
	05:04			REBOUND (OFF) by (DEADBALL)
	05:04	36-57	V 21	GOOD! FT SHOT by Weathers, Kensey
MISSED JUMPER by Jenkins, Eliza	04:44			BLOCK by Weathers, Kensey
	04:41			REBOUND (DEF) by Buttrum, Autumn
	04:15			MISSED JUMPER by Weathers, Karly
	04:15			REBOUND (OFF) by Weathers, Kensey
	04:14	36-59	V 23	GOOD! LAYUP by Weathers, Kensey [PNT]
MISSED LAYUP by Copass, Rachel	03:49			
REBOUND (OFF) by Jenkins, Eliza	03:49			
MISSED 3 PTR by Upton, Cherokee	03:40			REBOUND (DEF) by Tidwell, Madelinn
FOUL by Arms, Katie (P5T13)	03:32	36-60	V 24	GOOD! FT SHOT by Weathers, Karly
	03:32	36-61	V 25	GOOD! FT SHOT by Weathers, Karly
SUB IN : Weaver, Lauren	03:32			SUB IN : Clifton, Jenny
SUB IN : Raines, Hannah	03:32			SUB IN : Urban, Carlee
SUB IN : Hayes, Zoe	03:32			SUB IN : Fisher, Shelby
SUB IN : Buford, Halle	03:32			SUB OUT: Weathers, Kensey
SUB OUT: Head, Abby	03:32			SUB OUT: Weathers, Karly
SUB OUT: Arms, Katie	03:32			SUB OUT: Tidwell, Madelinn
SUB OUT: Copass, Rachel	03:32			
SUB OUT: Jenkins, Eliza	03:32			
GOOD! LAYUP by Raines, Hannah [PNT]	03:10	38-61	V 23	
ASSIST by Weaver, Lauren	03:10			
	03:01			TURNOVR by Clifton, Jenny
SUB IN : May, Kenady	03:01			SUB IN : Cozart, Emily
SUB OUT: Upton, Cherokee	03:01			SUB OUT: Buttrum, Autumn
MISSED 3 PTR by Buford, Halle	02:48			

Loretto vs Clay Co.
3/12/21 10:00 AM at Murfreesboro, TN (Murphy Center)
4th PERIOD Play-by-Play (Page 2)

HOME TEAM: Clay Co.	Time	Score	Margin	VISITORS: Loretto
REBOUND (OFF) by Weaver, Lauren	02:48			
TURNOVR by May, Kenady	02:37			
	02:31			STEAL by Urban, Carlee
	02:30			TURNOVR by Clifton, Julie
STEAL by Buford, Halle	02:29			
	02:25			FOUL by Urban, Carlee (P1T5)
	02:25			SUB IN : Roberson, Katelyne
	02:25			SUB OUT: Clifton, Julie
MISSED FT SHOT by Weaver, Lauren	02:23			FOUL by Cozart, Emily (P1T6)
REBOUND (OFF) by (DEADBALL)	02:23			
GOOD! FT SHOT by Weaver, Lauren	02:23	39-61	V 22	
FOUL by Hayes, Zoe (P2T14)	01:56	39-62	V 23	GOOD! FT SHOT by Clifton, Jenny
SUB IN : Hale, Isabella	01:56			SUB IN : Tidwell, Madelinn
SUB OUT: Hayes, Zoe	01:56			SUB OUT: Fisher, Shelby
	01:53	39-63	V 24	GOOD! FT SHOT by Clifton, Jenny
	01:48			SUB IN : Ray, Jerica
	01:48			SUB OUT: Tidwell, Madelinn
MISSED FT SHOT by Raines, Hannah	01:44			FOUL by Urban, Carlee (P2T7)
REBOUND (OFF) by (DEADBALL)	01:44			
GOOD! FT SHOT by Raines, Hannah	01:44	40-63	V 23	
SUB IN : Hayes, Madison	01:44			
SUB IN : Watson, Baleigh	01:44			
SUB OUT: Weaver, Lauren	01:44			
SUB OUT: Buford, Halle	01:44			
	01:11			TURNOVR by Ray, Jerica
STEAL by Raines, Hannah	01:10			
TURNOVR by Raines, Hannah	01:08			
GOOD! LAYUP by Hale, Isabella [PNT]	00:54	42-63	V 21	

Loretto 63, Clay Co. 42

4th period-only	In Paint	Off T/O	2nd Chance	Fast Break	Bench	
Loretto	4	2	2	0	4	Score tied - 0 times.
Clay Co.	4	1	0	0	6	Lead changed - 0 times.

Official Basketball Box Score -- Thru 1st Period
Loretto vs Clay Co.
3/12/21 10:00 AM at Murfreesboro, TN (Murphy Center)

Loretto 23 • 20-7

##	Player		Total FG-FGA	3-Ptr FG-FGA	FT-FTA	Rebounds Off	Def	Tot	PF	TP	A	TO	Blk	Stl	Min
12	Clifton, Julie	*	0-1	0-1	1-2	0	0	0	0	1	0	0	0	0	8
13	Tidwell, Madelinn	*	0-1	0-1	0-0	0	3	3	0	0	2	0	0	0	5
20	Buttrum, Autumn	*	2-4	1-3	0-0	0	0	0	1	5	2	0	0	0	8
22	Weathers, Karly	*	3-3	1-1	2-2	0	1	1	1	9	0	0	0	1	8
33	Weathers, Kensey	*	4-5	0-0	0-0	2	1	3	1	8	0	0	0	0	8
34	Fisher, Shelby		0-1	0-0	0-0	1	0	1	1	0	0	0	0	0	2
	Team					0	1	1							
	Totals		9-15	2-6	3-4	3	6	9	4	23	4	0	0	1	-

1st - FG %:	9-15	60.0%	Game:	9-15	60.0%
3FG %:	2-6	33.3%		2-6	33.3%
FT %:	3-4	75.0%		3-4	75.0%

Deadball Rebounds
0

Clay Co. 13 • 21-11

##	Player		Total FG-FGA	3-Ptr FG-FGA	FT-FTA	Rebounds Off	Def	Tot	PF	TP	A	TO	Blk	Stl	Min
02	Ashlock, Bella	*	2-2	1-1	0-0	0	1	1	1	5	0	0	0	0	7
05	Jenkins, Eliza	*	0-0	0-0	0-0	0	0	0	0	0	0	0	0	0	5
20	Copass, Rachel	*	0-3	0-3	0-0	0	1	1	1	0	1	0	0	0	5
23	Burchett, Briley	*	2-3	0-0	0-0	0	0	0	0	4	0	0	0	0	7
24	Arms, Katie	*	1-3	0-0	2-4	1	0	1	0	4	1	0	0	0	8
30	Hayes, Zoe		0-0	0-0	0-0	0	1	1	0	0	0	1	0	0	3
40	Hale, Isabella		0-0	0-0	0-0	0	1	1	0	0	0	0	1	0	0+
44	Head, Abby		0-0	0-0	0-0	0	0	0	0	0	0	0	0	0	2
	Team					0	0	0							
	Totals		5-11	1-4	2-4	1	4	5	2	13	2	1	1	0	-

1st - FG %:	5-11	45.5%	Game:	5-11	45.5%
3FG %:	1-4	25.0%		1-4	25.0%
FT %:	2-4	50.0%		2-4	50.0%

Deadball Rebounds
1

Officials:
Technical fouls: Loretto-None. Clay Co.-None.
Attendance:

Score by periods	1st	2nd	3rd	4th	Total
Loretto	23	0	0	0	23
Clay Co.	13	0	0	0	13

Points	In Paint	Off T/O	2nd Chance	Fast Break	Bench
LORETT	10	2	4	2	0
CLAYCO	8	0	0	0	0

Last FG - LORETTO 1st-00:47, CLAYCO 1st-02:00.
Largest lead - LORETTO by 12 1st-00:47, CLAYCO None.
LORETTO led for 30:35. CLAYCO led for 00:00. Game was tied for -6:-35.

Score tied - 2 times.
Lead changed - 0 times.

Official Basketball Box Score -- Thru 2nd Period
Loretto vs Clay Co.
3/12/21 10:00 AM at Murfreesboro, TN (Murphy Center)

Loretto 34 • 20-7

##	Player		Total FG-FGA	3-Ptr FG-FGA	FT-FTA	Rebounds Off	Def	Tot	PF	TP	A	TO	Blk	Stl	Min
12	Clifton, Julie	*	0-1	0-1	2-4	0	0	0	1	2	0	0	0	0	14
13	Tidwell, Madelinn	*	1-3	0-2	0-0	0	4	4	0	2	3	0	0	0	13
20	Buttrum, Autumn	*	3-5	2-4	0-0	0	0	0	1	8	2	0	0	0	16
22	Weathers, Karly	*	5-6	2-2	2-2	0	3	3	1	14	0	1	0	2	16
33	Weathers, Kensey	*	4-5	0-0	0-0	2	1	3	1	8	0	1	1	0	15
10	Clifton, Jenny		0-0	0-0	0-0	0	0	0	0	0	0	0	0	0	1
34	Fisher, Shelby		0-1	0-0	0-0	1	0	1	2	0	0	0	0	0	2
	Team					0	1	1							
	Totals		13-21	4-9	4-6	3	9	12	6	34	5	2	1	2	-

1st - FG %:	9-15	60.0%	2nd:	4-6	66.7%	Game:	13-21	61.9%
3FG %:	2-6	33.3%		2-3	66.7%		4-9	44.4%
FT %:	3-4	75.0%		1-2	50.0%		4-6	66.7%

Deadball Rebounds
1

Clay Co. 22 • 21-11

##	Player		Total FG-FGA	3-Ptr FG-FGA	FT-FTA	Rebounds Off	Def	Tot	PF	TP	A	TO	Blk	Stl	Min
02	Ashlock, Bella	*	4-5	1-1	0-0	0	1	1	2	9	0	2	0	0	12
05	Jenkins, Eliza	*	0-0	0-0	0-0	0	0	0	1	0	0	0	0	0	10
20	Copass, Rachel	*	1-4	0-3	0-0	0	2	2	1	2	2	0	0	0	13
23	Burchett, Briley	*	2-4	0-0	0-0	0	1	1	2	4	0	0	0	0	15
24	Arms, Katie	*	2-5	1-2	2-4	1	0	1	1	7	2	0	0	1	16
30	Hayes, Zoe		0-1	0-1	0-0	0	1	1	0	0	0	1	0	0	4
40	Hale, Isabella		0-0	0-0	0-0	0	1	1	0	0	0	0	1	0	0+
44	Head, Abby		0-0	0-0	0-0	0	0	0	0	0	0	0	0	0	6
	Team					1	0	1							
	Totals		9-19	2-7	2-4	2	6	8	7	22	4	3	1	1	-

1st - FG %:	5-11	45.5%	2nd:	4-8	50.0%	Game:	9-19	47.4%
3FG %:	1-4	25.0%		1-3	33.3%		2-7	28.6%
FT %:	2-4	50.0%		0-0	0.0%		2-4	50.0%

Deadball Rebounds
1

Officials:
Technical fouls: Loretto-None. Clay Co.-None.
Attendance:

Score by periods	1st	2nd	3rd	4th	Total
Loretto	23	11	0	0	34
Clay Co.	13	9	0	0	22

Points	In Paint	Off T/O	2nd Chance	Fast Break	Bench
LORETT	14	3	4	2	0
CLAYCO	14	2	0	0	0

Last FG - LORETTO 2nd-01:10, CLAYCO 2nd-01:34.
Largest lead - LORETTO by 12 1st-00:47, CLAYCO None.
LORETTO led for 29:56. CLAYCO led for 00:00. Game was tied for -6:-35.

Score tied - 2 times.
Lead changed - 0 times.

Official Basketball Box Score -- Thru 3rd Period
Loretto vs Clay Co.
3/12/21 10:00 AM at Murfreesboro, TN (Murphy Center)

Loretto 49 • 20-7

##	Player		Total FG-FGA	3-Ptr FG-FGA	FT-FTA	Rebounds Off	Def	Tot	PF	TP	A	TO	Blk	Stl	Min
12	Clifton, Julie	*	0-2	0-1	2-4	2	0	2	1	2	0	1	0	0	21
13	Tidwell, Madelinn	*	1-3	0-2	1-2	0	5	5	0	3	4	0	0	0	21
20	Buttrum, Autumn	*	6-9	2-5	0-0	1	0	1	2	14	2	1	0	0	24
22	Weathers, Karly	*	6-10	2-4	3-4	0	6	6	1	17	0	2	1	3	23
33	Weathers, Kensey	*	4-6	0-0	4-4	3	2	5	1	12	0	1	2	0	21
10	Clifton, Jenny		0-0	0-0	1-2	0	1	1	1	1	0	0	0	0	3
34	Fisher, Shelby		0-1	0-0	0-0	1	0	1	2	0	0	0	0	0	4
	Team					0	1	1							
	Totals		17-31	4-12	11-16	7	15	22	8	49	6	5	3	3	-

	1st		2nd		3rd		Game		Deadball Rebounds
FG %:	9-15	60.0%	4-6	66.7%	4-10	40.0%	17-31	54.8%	2
3FG %:	2-6	33.3%	2-3	66.7%	0-3	0.0%	4-12	33.3%	
FT %:	3-4	75.0%	1-2	50.0%	7-10	70.0%	11-16	68.8%	

Clay Co. 33 • 21-11

##	Player		Total FG-FGA	3-Ptr FG-FGA	FT-FTA	Rebounds Off	Def	Tot	PF	TP	A	TO	Blk	Stl	Min
02	Ashlock, Bella	*	4-6	1-1	0-0	0	1	1	5	9	1	3	0	1	18
05	Jenkins, Eliza	*	0-1	0-0	0-0	1	1	2	1	0	0	0	0	0	16
20	Copass, Rachel	*	3-7	0-3	0-0	0	2	2	2	6	3	0	0	0	21
23	Burchett, Briley	*	3-6	0-0	0-0	0	1	1	4	6	0	0	0	0	18
24	Arms, Katie	*	4-9	1-2	3-6	1	2	3	2	12	2	0	0	1	24
30	Hayes, Zoe		0-2	0-2	0-0	0	1	1	1	0	0	1	0	1	9
33	Upton, Cherokee		0-0	0-0	0-0	0	0	0	0	0	0	0	0	0	1
40	Hale, Isabella		0-0	0-0	0-0	0	1	1	0	0	0	0	1	0	0+
44	Head, Abby		0-0	0-0	0-0	0	0	0	0	0	0	0	0	1	9
	Team					1	1	2							
	Totals		14-31	2-8	3-6	3	10	13	15	33	6	4	1	4	-

	1st		2nd		3rd		Game		Deadball Rebounds
FG %:	5-11	45.5%	4-8	50.0%	5-12	41.7%	14-31	45.2%	2
3FG %:	1-4	25.0%	1-3	33.3%	0-1	0.0%	2-8	25.0%	
FT %:	2-4	50.0%	0-0	0.0%	1-2	50.0%	3-6	50.0%	

Officials:
Technical fouls: Loretto-None. Clay Co.-None.
Attendance:

Score by periods	1st	2nd	3rd	4th	Total
Loretto	23	11	15	0	49
Clay Co.	13	9	11	0	33

Points	In Paint	Off T/O	2nd Chance	Fast Break	Bench
LORETT	22	3	6	4	1
CLAYCO	24	4	0	2	0

Last FG - LORETTO 3rd-01:45, CLAYCO 3rd-00:08.
Largest lead - LORETTO by 18 3rd-01:45, CLAYCO None.
LORETTO led for 29:56. CLAYCO led for 00:00. Game was tied for -6:-35.

Score tied - 2 times.
Lead changed - 0 times.

2012 Class A State Girls' Basketball Tournament

March 7 - March 10, 2012 · Middle Tennessee State University - Murfreesboro

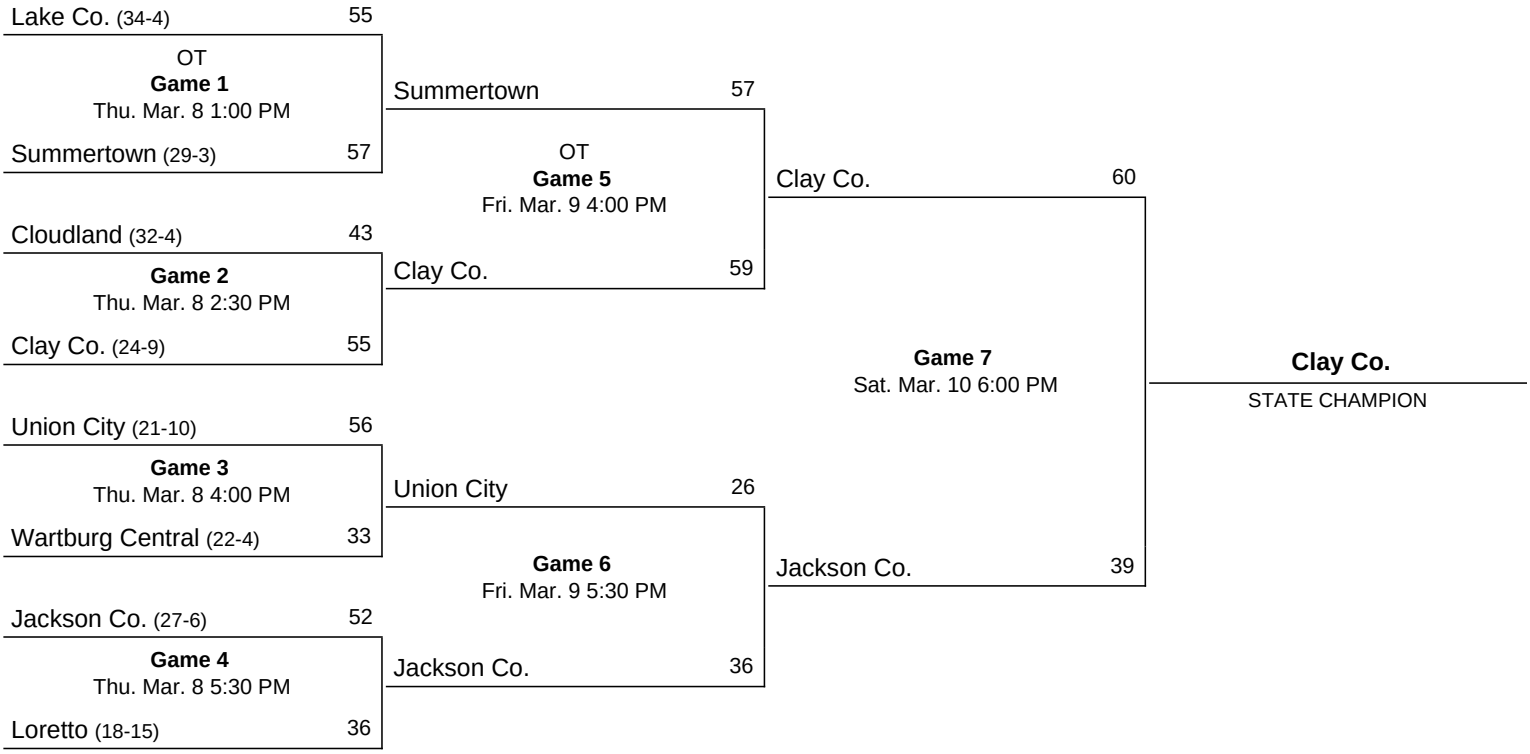

Official Basketball Box Score

Cloudland vs Clay County

03/08/12 2:30 PM at Murfreesboro, TN (Murphy Center)

VISITORS: Cloudland 32-5

##	Player Name		TOT-FG FG-FGA	3-PT FG-FGA	FT-FTA	REBOUNDS OF	DE	TOT	PF	TP	A	TO	BLK	S	MIN
03	Miller, Sydney.....	*	1-4	0-2	0-0	1	1	2	4	2	0	2	0	1	23
11	Rhodes, Brooke.....	*	4-13	0-0	3-6	3	5	8	2	11	1	6	2	2	22
15	Wilson, Courtney....	*	4-9	0-2	0-3	0	4	4	0	8	1	0	0	0	28
20	Hughes, Summer.....	*	3-7	1-4	0-0	1	2	3	3	7	0	1	0	3	30
21	Clarke, Courtney....	*	3-8	1-4	5-7	1	1	2	0	12	0	3	0	1	29
12	Chambers, Bethany...		1-2	1-1	0-0	0	1	1	4	3	0	0	0	0	11
14	Mckinney, Mattison..		0-2	0-1	0-0	0	1	1	0	0	1	0	0	1	8
23	Baker, Hope.....		0-1	0-0	0-0	0	1	1	0	0	0	1	0	0	3
25	Johnson, Haley.....		0-1	0-0	0-0	1	0	1	1	0	0	1	0	0	6
31	Russell, Faith.....		0-0	0-0	0-0	0	1	1	0	0	0	0	0	0	0
	TEAM.....						1	1							
	Totals.....		16-47	3-14	8-16	7	18	25	14	43	3	14	2	8	160

TOTAL FG%	1st Half:	9-24 37.5%	2nd Half:	7-23 30.4%	Game: 34.0%	DEADB	
3-Pt. FG%	1st Half:	1-6 16.7%	2nd Half:	2-8 25.0%	Game: 21.4%	REBS	
F Throw %	1st Half:	0-3 0.0%	2nd Half:	8-13 61.5%	Game: 50.0%	5	

HOME TEAM: Clay County 25-9

##	Player Name		TOT-FG FG-FGA	3-PT FG-FGA	FT-FTA	REBOUNDS OF	DE	TOT	PF	TP	A	TO	BLK	S	MIN
11	Roach, Sydney.....	*	10-16	4-7	5-6	1	2	3	0	29	2	8	1	3	32
15	Hamilton, Mackenzie.	*	1-5	0-3	0-0	1	0	1	4	2	3	3	0	2	32

20 Cooper, Casey..... *	3-10	0-0	3-4	3	6	9	4	9	0	1	1	4	32
22 Brown, Allie..... *	3-8	2-6	0-0	1	9	10	2	8	0	1	0	0	32
31 Monroe, Mattie..... *	2-3	1-2	2-2	0	0	0	0	7	4	4	0	0	24
21 Copass, Chelsea.....	0-1	0-0	0-0	0	1	1	0	0	0	1	0	0	0
24 Ogletree, Hannah....	0-1	0-0	0-0	1	2	3	0	0	1	1	0	0	8
TEAM.....				1	7	8							
Totals.....	19-44	7-18	10-12	8	27	35	10	55	10	19	2	9	160

TOTAL FG% 1st Half: 9-22 40.9% 2nd Half: 10-22 45.5% Game: 43.2% DEADB

3-Pt. FG% 1st Half: 3-9 33.3% 2nd Half: 4-9 44.4% Game: 38.9% REBS

F Throw % 1st Half: 0-0 0.0% 2nd Half: 10-12 83.3% Game: 83.3% 1

Officials: Dwight Bell, Greg Geren, Tommy Sewell

Technical fouls: Cloudland-None. Clay County-None.

Attendance:

Score by Periods	1st	2nd	3rd	4th		Total
Cloudland.....	11	8	14	10	-	43
Clay County.....	17	4	16	18	-	55

Play-by-Play

Cloudland vs Clay County

03/08/12 2:30 PM at Murfreesboro, TN (Murphy Center)

1st PERIOD Play-by-Play (Page 1)

HOME TEAM: Clay County	TIME	SCORE	MAR	VISITORS: Cloudland
REBOUND (DEF) by Cooper, Casey	07:46			MISSED LAYUP by Clarke, Courtney
GOOD! 3 PTR by Brown, Allie	07:24	3-0	H 3	
ASSIST by Roach, Sydney	07:24			
REBOUND (DEF) by Brown, Allie	07:08			MISSED JUMPER by Rhodes, Brooke
	07:07			FOUL by Miller, Sydney (P1T1)
GOOD! JUMPER by Roach, Sydney	06:53	5-0	H 5	
REBOUND (DEF) by Brown, Allie	06:33			MISSED JUMPER by Rhodes, Brooke
MISSED JUMPER by Cooper, Casey	06:05			BLOCK by Rhodes, Brooke
	06:03			REBOUND (DEF) by Wilson, Courtney
	05:54			TURNOVR by Clarke, Courtney
STEAL by Roach, Sydney	05:50			
MISSED JUMPER by Roach, Sydney	05:48			REBOUND (DEF) by Rhodes, Brooke
	05:35	5-2	H 3	GOOD! LAYUP by Rhodes, Brooke [PNT]
MISSED 3 PTR by Hamilton, Mackenzie	05:16			REBOUND (DEF) by Clarke, Courtney
	04:59			TURNOVR by Rhodes, Brooke
STEAL by Roach, Sydney	04:58			
TURNOVR by Roach, Sydney	04:54			
	04:41	5-4	H 1	GOOD! LAYUP by Wilson, Courtney [PNT]
GOOD! JUMPER by Brown, Allie	04:15	7-4	H 3	
ASSIST by Monroe, Mattie	04:15			
	04:01	7-6	H 1	GOOD! LAYUP by Miller, Sydney [PNT]
GOOD! JUMPER by Cooper, Casey	03:43	9-6	H 3	
ASSIST by Monroe, Mattie	03:43			
REBOUND (DEF) by Cooper, Casey	03:20			MISSED 3 PTR by Clarke, Courtney
GOOD! 3 PTR by Roach, Sydney	03:12	12-6	H 6	
ASSIST by Hamilton, Mackenzie	03:12			
	03:05			TIMEOUT 30sec
	03:05			SUB IN : Johnson, Haley

	03:05			SUB OUT: Clarke, Courtney
FOUL by Brown, Allie (P1T1)	02:54			MISSED FT SHOT by Wilson, Courtney
	02:54			REBOUND (OFF) by (DEADBALL)
REBOUND (DEF) by Brown, Allie	02:54			MISSED FT SHOT by Wilson, Courtney
TURNOVR by Monroe, Mattie	02:36			
	02:35			STEAL by Hughes, Summer
	02:26			MISSED 3 PTR by Miller, Sydney
	02:26			REBOUND (OFF) by Rhodes, Brooke
	02:21	12-8	H 4	GOOD! JUMPER by Rhodes, Brooke [PNT]
TURNOVR by Brown, Allie	02:05			
	02:04			STEAL by Hughes, Summer
BLOCK by Cooper, Casey	01:57			MISSED JUMPER by Wilson, Courtney
REBOUND (DEF) by Brown, Allie	01:53			
GOOD! 3 PTR by Roach, Sydney	01:29	15-8	H 7	
ASSIST by Monroe, Mattie	01:29			
	01:09	15-11	H 4	GOOD! 3 PTR by Hughes, Summer
	01:09			ASSIST by Wilson, Courtney
TURNOVR by Monroe, Mattie	00:58			
	00:58			SUB IN : Clarke, Courtney
	00:58			SUB IN : Baker, Hope
	00:58			SUB OUT: Miller, Sydney
	00:58			SUB OUT: Rhodes, Brooke
REBOUND (DEF) by (TEAM)	00:43			MISSED LAYUP by Baker, Hope
GOOD! JUMPER by Monroe, Mattie	00:01	17-11	H 6	

Clay County 17, Cloudland 11

2nd PERIOD Play-by-Play (Page 1)

HOME TEAM: Clay County	TIME	SCORE	MAR	VISITORS: Cloudland
SUB IN : Ogletree, Hannah	08:00			
SUB OUT: Monroe, Mattie	08:00			
BLOCK by Roach, Sydney	07:50			MISSED JUMPER by Hughes, Summer
REBOUND (DEF) by Copass, Chelsea	07:49			
TURNOVR by Copass, Chelsea	07:44			
REBOUND (DEF) by (TEAM)	07:15			MISSED 3 PTR by Hughes, Summer

	06:48			TURNOVR by Miller, Sydney
GOOD! LAYUP by Cooper, Casey [PNT]	06:47	19-11	H 8	
ASSIST by Ogletree, Hannah	06:47			
	06:34	19-13	H 6	GOOD! JUMPER by Hughes, Summer
TURNOVR by Hamilton, Mackenzie	05:49			
	05:49			SUB IN : Chambers, Bethany
	05:49			SUB IN : Mckinney, Mattison
	05:49			SUB OUT: Miller, Sydney
	05:49			SUB OUT: Wilson, Courtney
REBOUND (DEF) by Ogletree, Hannah	05:39			MISSED JUMPER by Rhodes, Brooke
MISSED JUMPER by Cooper, Casey	05:33			BLOCK by Rhodes, Brooke
REBOUND (OFF) by (TEAM)	05:33			
TURNOVR by Ogletree, Hannah	05:18			
	05:17			STEAL by Mckinney, Mattison
	05:13	19-15	H 4	GOOD! JUMPER by Clarke, Courtney
MISSED JUMPER by Hamilton, Mackenzie	04:59			REBOUND (DEF) by Rhodes, Brooke
REBOUND (DEF) by Roach, Sydney	04:46			MISSED 3 PTR by Clarke, Courtney
	04:43			FOUL by Chambers, Bethany (P1T2)
	04:43			SUB IN : Wilson, Courtney
	04:43			SUB OUT: Rhodes, Brooke
TURNOVR by Roach, Sydney	04:33			
	04:32			STEAL by Clarke, Courtney
REBOUND (DEF) by Cooper, Casey	04:24			MISSED LAYUP by Wilson, Courtney
MISSED 3 PTR by Roach, Sydney	04:05			REBOUND (DEF) by Wilson, Courtney
	03:57	19-17	H 2	GOOD! LAYUP by Wilson, Courtney [PNT]
FOUL by Hamilton, Mackenzie (P1T2)	03:57			MISSED FT SHOT by Wilson, Courtney
REBOUND (DEF) by (TEAM)	03:57			
	03:57			SUB IN : Johnson, Haley
	03:57			SUB OUT: Hughes, Summer
MISSED 3 PTR by Brown, Allie	03:37			
REBOUND (OFF) by Cooper, Casey	03:37			
MISSED JUMPER by Brown, Allie	03:31			
REBOUND (OFF) by Roach, Sydney	03:31			
	03:28			FOUL by Johnson, Haley (P1T3)
TIMEOUT TEAM	03:28			
MISSED 3 PTR by Hamilton, Mackenzie	03:28			REBOUND (DEF) by Rhodes, Brooke

	03:12			TURNOVR by Rhodes, Brooke
STEAL by Hamilton, Mackenzie	03:11			
GOOD! LAYUP by Roach, Sydney [PNT]	03:08	21-17	H 4	
	02:48			TURNOVR by Johnson, Haley
STEAL by Cooper, Casey	02:47			
MISSED LAYUP by Roach, Sydney	02:27			REBOUND (DEF) by Rhodes, Brooke
	02:25			TURNOVR by Rhodes, Brooke
	02:25			SUB IN : Hughes, Summer
	02:25			SUB IN : Miller, Sydney
	02:25			SUB OUT: Chambers, Bethany
	02:25			SUB OUT: Johnson, Haley
TURNOVR by Hamilton, Mackenzie	02:19			
	02:02	21-19	H 2	GOOD! LAYUP by Wilson, Courtney [PNT]
TURNOVR by Roach, Sydney	01:50			
	01:49			STEAL by Miller, Sydney
REBOUND (DEF) by (TEAM)	01:45			MISSED JUMPER by Miller, Sydney
MISSED 3 PTR by Hamilton, Mackenzie	01:35			
REBOUND (OFF) by Ogletree, Hannah	01:35			
MISSED JUMPER by Ogletree, Hannah	01:32			REBOUND (DEF) by Hughes, Summer
REBOUND (DEF) by Brown, Allie	01:19			MISSED JUMPER by Rhodes, Brooke
	00:36			FOUL by Miller, Sydney (P2T4)
	00:36			SUB IN : Chambers, Bethany
	00:36			SUB OUT: Miller, Sydney
TURNOVR by Roach, Sydney	00:11			
REBOUND (DEF) by Ogletree, Hannah	00:02			MISSED 3 PTR by Wilson, Courtney
MISSED 3 PTR by Brown, Allie	00:01			REBOUND (DEF) by (TEAM)

Clay County 21, Cloudland 19

3rd PERIOD Play-by-Play (Page 1)

HOME TEAM: Clay County	TIME	SCORE	MAR	VISITORS: Cloudland
	07:50			TURNOVR by Rhodes, Brooke
MISSED 3 PTR by Roach, Sydney	07:36			

REBOUND (OFF) by Brown, Allie	07:36			
MISSED 3 PTR by Monroe, Mattie	07:29			REBOUND (DEF) by Wilson, Courtney
FOUL by Cooper, Casey (P1T1)	07:17			MISSED FT SHOT by Rhodes, Brooke
	07:17			REBOUND (OFF) by (DEADBALL)
	07:17	21-20	H 1	GOOD! FT SHOT by Rhodes, Brooke
MISSED FT SHOT by Cooper, Casey	07:00			FOUL by Rhodes, Brooke (P1T1)
REBOUND (OFF) by (DEADBALL)	07:00			
GOOD! FT SHOT by Cooper, Casey	07:00	22-20	H 2	
	06:42	22-22	T 1	GOOD! LAYUP by Rhodes, Brooke [PNT]
MISSED JUMPER by Cooper, Casey	06:08			REBOUND (DEF) by Hughes, Summer
	06:00			MISSED JUMPER by Wilson, Courtney
	06:00			REBOUND (OFF) by Clarke, Courtney
REBOUND (DEF) by Brown, Allie	05:48			MISSED LAYUP by Rhodes, Brooke
MISSED LAYUP by Cooper, Casey	05:30			REBOUND (DEF) by Miller, Sydney
	05:19			TURNOVR by Hughes, Summer
TURNOVR by Hamilton, Mackenzie	04:58			
	04:54			STEAL by Rhodes, Brooke
	04:51	22-24	V 2	GOOD! JUMPER by Clarke, Courtney
	04:51			ASSIST by Rhodes, Brooke
TURNOVR by Roach, Sydney	04:30			
TIMEOUT 30sec	04:27			
	04:14			MISSED 3 PTR by Miller, Sydney
	04:14			REBOUND (OFF) by Hughes, Summer
REBOUND (DEF) by Brown, Allie	04:07			MISSED 3 PTR by Hughes, Summer
GOOD! 3 PTR by Monroe, Mattie	03:56	25-24	H 1	
ASSIST by Hamilton, Mackenzie	03:56			
	03:33			TURNOVR by Miller, Sydney
STEAL by Cooper, Casey	03:32			
GOOD! LAYUP by Hamilton, Mackenzie [FB/PNT]	03:29	27-24	H 3	
ASSIST by Roach, Sydney	03:29			
FOUL by Hamilton, Mackenzie (P2T2)	03:18	27-25	H 2	GOOD! FT SHOT by Clarke, Courtney
	03:18	27-26	H 1	GOOD! FT SHOT by Clarke, Courtney
	03:18			SUB IN : Chambers, Bethany
	03:18			SUB IN : Baker, Hope
	03:18			SUB OUT: Miller, Sydney
	03:18			SUB OUT: Rhodes, Brooke
MISSED JUMPER by Cooper, Casey	03:04			REBOUND (DEF) by Baker, Hope

	02:47	27-29	V 2	GOOD! 3 PTR by Clarke, Courtney
GOOD! 3 PTR by Roach, Sydney	02:31	30-29	H 1	
ASSIST by Monroe, Mattie	02:31			
	02:08			TURNOVR by Baker, Hope
STEAL by Hamilton, Mackenzie	02:07			
GOOD! LAYUP by Roach, Sydney [FB/PNT]	02:03	32-29	H 3	
	01:43			SUB IN : Mckinney, Mattison
	01:43			SUB OUT: Baker, Hope
	01:36	32-31	H 1	GOOD! JUMPER by Wilson, Courtney
	01:36			ASSIST by Mckinney, Mattison
GOOD! 3 PTR by Roach, Sydney	01:20	35-31	H 4	
ASSIST by Hamilton, Mackenzie	01:20			
REBOUND (DEF) by Cooper, Casey	00:59			MISSED JUMPER by Mckinney, Mattison
MISSED 3 PTR by Roach, Sydney	00:52			
REBOUND (OFF) by Hamilton, Mackenzie	00:52			
MISSED JUMPER by Roach, Sydney	00:48			REBOUND (DEF) by Mckinney, Mattison
FOUL by Cooper, Casey (P2T3)	00:47			
	00:47			SUB IN : Johnson, Haley
	00:47			SUB IN : Rhodes, Brooke
	00:47			SUB OUT: Clarke, Courtney
	00:47			SUB OUT: Wilson, Courtney
	00:29			MISSED 3 PTR by Mckinney, Mattison
	00:29			REBOUND (OFF) by Johnson, Haley
	00:24			MISSED JUMPER by Johnson, Haley
	00:24			REBOUND (OFF) by Rhodes, Brooke
	00:22	35-33	H 2	GOOD! LAYUP by Rhodes, Brooke [PNT]
GOOD! JUMPER by Roach, Sydney [PNT]	00:08	37-33	H 4	

Clay County 37, Cloudland 33

4th PERIOD Play-by-Play (Page 1)

HOME TEAM: Clay County	TIME	SCORE	MAR	VISITORS: Cloudland
GOOD! JUMPER by Roach, Sydney	07:42	39-33	H 6	

	07:23			TURNOVR by Rhodes, Brooke
GOOD! 3 PTR by Brown, Allie	06:58	42-33	H 9	
FOUL by Brown, Allie (P2T4)	06:37			MISSED FT SHOT by Rhodes, Brooke
	06:37			REBOUND (OFF) by (DEADBALL)
	06:37	42-34	H 8	GOOD! FT SHOT by Rhodes, Brooke
	06:01			FOUL by Hughes, Summer (P1T2)
FOUL by Cooper, Casey (P3T5)	05:37			
TURNOVR by Cooper, Casey	05:37			
	05:28			TIMEOUT 30sec
	05:08			MISSED JUMPER by Rhodes, Brooke
	05:08			REBOUND (OFF) by Rhodes, Brooke
REBOUND (DEF) by (TEAM)	05:05			MISSED JUMPER by Rhodes, Brooke
	05:04			FOUL by Miller, Sydney (P3T3)
TURNOVR by Monroe, Mattie	04:59			
	04:54			MISSED 3 PTR by Wilson, Courtney
REBOUND (DEF) by Cooper, Casey	04:53			
STEAL by Cooper, Casey	04:48			TURNOVR by Clarke, Courtney
GOOD! FT SHOT by Cooper, Casey	04:48	43-34	H 9	FOUL by Rhodes, Brooke (P2T4)
GOOD! FT SHOT by Cooper, Casey	04:48	44-34	H 10	
REBOUND (DEF) by Brown, Allie	04:46			MISSED LAYUP by Rhodes, Brooke
TURNOVR by Roach, Sydney	04:22			
FOUL by Hamilton, Mackenzie (P3T6)	04:01			MISSED FT SHOT by Clarke, Courtney
	04:01			REBOUND (OFF) by (DEADBALL)
	04:01	44-35	H 9	GOOD! FT SHOT by Clarke, Courtney
REBOUND (DEF) by Brown, Allie	04:01			MISSED FT SHOT by Clarke, Courtney
	04:01			SUB IN : Chambers, Bethany
	04:01			SUB OUT: Wilson, Courtney
MISSED 3 PTR by Brown, Allie	03:51			
REBOUND (OFF) by Cooper, Casey	03:51			
GOOD! LAYUP by Cooper, Casey [PNT]	03:47	46-35	H 11	
FOUL by Hamilton, Mackenzie (P4T7)	03:40	46-36	H 10	GOOD! FT SHOT by Clarke, Courtney
	03:40	46-37	H 9	GOOD! FT SHOT by Clarke, Courtney
	03:30			FOUL by Chambers, Bethany (P2T5)
MISSED 3 PTR by Brown, Allie	03:27			
REBOUND (OFF) by Cooper, Casey	03:27			
MISSED JUMPER by Cooper, Casey	03:25			REBOUND (DEF) by Chambers, Bethany

FOUL by Cooper, Casey (P4T8)	03:11			MISSED FT SHOT by Rhodes, Brooke
	03:11			REBOUND (OFF) by (DEADBALL)
	03:11	46-38	H 8	GOOD! FT SHOT by Rhodes, Brooke
	03:11			TIMEOUT TEAM
TURNOVR by Monroe, Mattie	03:02			STEAL by Hughes, Summer
	03:02			SUB IN : Wilson, Courtney
	03:02			SUB OUT: Chambers, Bethany
REBOUND (DEF) by (TEAM)	02:58			MISSED JUMPER by Clarke, Courtney
	02:57			SUB IN : Chambers, Bethany
	02:57			SUB OUT: Wilson, Courtney
TURNOVR by Roach, Sydney	02:33			
	02:33			SUB IN : Wilson, Courtney
	02:33			SUB OUT: Chambers, Bethany
	02:19			MISSED 3 PTR by Clarke, Courtney
	02:19			REBOUND (OFF) by Miller, Sydney
REBOUND (DEF) by Cooper, Casey	02:12			MISSED LAYUP by Rhodes, Brooke
	02:10			FOUL by Hughes, Summer (P2T6)
	02:10			SUB IN : Chambers, Bethany
	02:10			SUB OUT: Rhodes, Brooke
	02:10			SUB OUT: Wilson, Courtney
MISSED LAYUP by Cooper, Casey	01:38			REBOUND (DEF) by Wilson, Courtney
	01:28			TURNOVR by Clarke, Courtney
STEAL by Cooper, Casey	01:27			
GOOD! FT SHOT by Roach, Sydney	01:17	47-38	H 9	FOUL by Miller, Sydney (P4T7)
GOOD! FT SHOT by Roach, Sydney	01:17	48-38	H 10	
	01:08	48-41	H 7	GOOD! 3 PTR by Chambers, Bethany
	01:06			TIMEOUT TEAM
	01:04			SUB IN : Rhodes, Brooke
GOOD! FT SHOT by Monroe, Mattie	01:01	49-41	H 8	FOUL by Chambers, Bethany (P3T8)
GOOD! FT SHOT by Monroe, Mattie	01:01	50-41	H 9	
	01:01			SUB IN : Wilson, Courtney
	01:01			SUB OUT: Miller, Sydney
MISSED JUMPER by Copass, Chelsea	00:51			REBOUND (DEF) by Russell, Faith
TURNOVR by Roach, Sydney	00:42			
	00:41			STEAL by Rhodes, Brooke
	00:37	50-43	H 7	GOOD! JUMPER by Hughes, Summer
GOOD! FT SHOT by Roach, Sydney	00:27	51-43	H 8	FOUL by Chambers, Bethany (P4T9)

GOOD! FT SHOT by Roach, Sydney	00:27	52-43	H 9	
	00:27			SUB IN : Miller, Sydney
	00:27			SUB IN : Baker, Hope
	00:27			SUB OUT: Wilson, Courtney
	00:27			SUB OUT: Clarke, Courtney
REBOUND (DEF) by Roach, Sydney	00:19			MISSED JUMPER by Chambers, Bethany
GOOD! FT SHOT by Roach, Sydney	00:15	53-43	H 10	FOUL by Hughes, Summer (P3T10)
MISSED FT SHOT by Roach, Sydney	00:15			REBOUND (DEF) by Rhodes, Brooke
	00:11			TURNOVR by Rhodes, Brooke
STEAL by Roach, Sydney	00:09			
GOOD! LAYUP by Roach, Sydney [FB/PNT]	00:08	55-43	H 12	
REBOUND (DEF) by (TEAM)	00:00			MISSED 3 PTR by Hughes, Summer

Clay County 55, Cloudland 43

Official Basketball Box Score -- 1st Half

Cloudland vs Clay County

03/08/12 2:30 PM at Murfreesboro, TN (Murphy Center)

VISITORS: Cloudland 32-5

##	Player Name	TOT-FG FG-FGA	3-PT FG-FGA	FT-FTA	REBOUNDS OF	DE	TOT	PF	TP	A	TO	BLK	S	MIN
03	Miller, Sydney..... *	1-3	0-1	0-0	0	0	0	2	2	0	1	0	1	11
11	Rhodes, Brooke..... *	2-6	0-0	0-0	1	4	5	0	4	0	3	2	0	10
15	Wilson, Courtney.... *	3-6	0-1	0-3	0	2	2	0	6	1	0	0	0	15
20	Hughes, Summer..... *	2-4	1-2	0-0	0	1	1	0	5	0	0	0	2	14
21	Clarke, Courtney.... *	1-4	0-2	0-0	0	1	1	0	2	0	1	0	1	14
12	Chambers, Bethany...	0-0	0-0	0-0	0	0	0	1	0	0	0	0	0	4
14	Mckinney, Mattison..	0-0	0-0	0-0	0	0	0	0	0	0	0	0	1	6
23	Baker, Hope.....	0-1	0-0	0-0	0	0	0	0	0	0	0	0	0	1
25	Johnson, Haley.....	0-0	0-0	0-0	0	0	0	1	0	0	1	0	0	5
31	Russell, Faith.....	0-0	0-0	0-0	0	0	0	0	0	0	0	0	0	0
	TEAM.....					1	1							
	Totals.....	9-24	1-6	0-3	1	9	10	4	19	1	6	2	5	80

TOTAL FG% 1st Half: 9-24 37.5%

3-Pt. FG% 1st Half: 1-6 16.7%

F Throw % 1st Half: 0-3 0.0%

HOME TEAM: Clay County 25-9

##	Player Name	TOT-FG FG-FGA	3-PT FG-FGA	FT-FTA	REBOUNDS OF	DE	TOT	PF	TP	A	TO	BLK	S	MIN
11	Roach, Sydney..... *	4-7	2-3	0-0	1	1	2	0	10	1	4	1	2	16
15	Hamilton, Mackenzie. *	0-4	0-3	0-0	0	0	0	1	0	1	2	0	1	16

20 Cooper, Casey..... *	2-4	0-0	0-0	1	3	4	0	4	0	0	1	1	16
22 Brown, Allie..... *	2-5	1-3	0-0	0	5	5	1	5	0	1	0	0	16
31 Monroe, Mattie..... *	1-1	0-0	0-0	0	0	0	0	2	3	2	0	0	8
21 Copass, Chelsea.....	0-0	0-0	0-0	0	1	1	0	0	0	1	0	0	0
24 Ogletree, Hannah....	0-1	0-0	0-0	1	2	3	0	0	1	1	0	0	8
TEAM.....				1	4	5							
Totals.....	9-22	3-9	0-0	4	16	20	2	21	6	11	2	4	80

TOTAL FG% 1st Half: 9-22 40.9%

3-Pt. FG% 1st Half: 3-9 33.3%

F Throw % 1st Half: 0-0 0.0%

Officials: Dwight Bell, Greg Geren, Tommy Sewell

Technical fouls: Cloudland-None. Clay County-None.

Attendance:

Score by Periods	1st	2nd
Cloudland.....	11	8
Clay County.....	17	4

Official Basketball Box Score -- 2nd Half

Cloudland vs Clay County

03/08/12 2:30 PM at Murfreesboro, TN (Murphy Center)

VISITORS: Cloudland 32-5

##	Player Name	TOT-FG FG-FGA	3-PT FG-FGA	FT-FTA	REBOUNDS OF	DE	TOT	PF	TP	A	TO	BLK	S	MIN
03	Miller, Sydney..... *	0-1	0-1	0-0	1	1	2	2	0	0	1	0	0	12
11	Rhodes, Brooke..... *	2-7	0-0	3-6	2	1	3	2	7	1	3	0	2	12
15	Wilson, Courtney.... *	1-3	0-1	0-0	0	2	2	0	2	0	0	0	0	13
20	Hughes, Summer..... *	1-3	0-2	0-0	1	1	2	3	2	0	1	0	1	16
21	Clarke, Courtney.... *	2-4	1-2	5-7	1	0	1	0	10	0	2	0	0	15
12	Chambers, Bethany...	1-2	1-1	0-0	0	1	1	3	3	0	0	0	0	7
14	Mckinney, Mattison..	0-2	0-1	0-0	0	1	1	0	0	1	0	0	0	2
23	Baker, Hope.....	0-0	0-0	0-0	0	1	1	0	0	0	1	0	0	2
25	Johnson, Haley.....	0-1	0-0	0-0	1	0	1	0	0	0	0	0	0	1
31	Russell, Faith.....	0-0	0-0	0-0	0	1	1	0	0	0	0	0	0	0
	TEAM.....													
	Totals.....	7-23	2-8	8-13	6	9	15	10	24	2	8	0	3	80

TOTAL FG% 1st Half: 9-24 37.5% 2nd Half: 7-23 30.4% Game: 34.0%

3-Pt. FG% 1st Half: 1-6 16.7% 2nd Half: 2-8 25.0% Game: 21.4%

F Throw % 1st Half: 0-3 0.0% 2nd Half: 8-13 61.5% Game: 50.0%

HOME TEAM: Clay County 25-9

##	Player Name	TOT-FG FG-FGA	3-PT FG-FGA	FT-FTA	REBOUNDS OF	DE	TOT	PF	TP	A	TO	BLK	S	MIN
11	Roach, Sydney..... *	6-9	2-4	5-6	0	1	1	0	19	1	4	0	1	16
15	Hamilton, Mackenzie. *	1-1	0-0	0-0	1	0	1	3	2	2	1	0	1	16

20 Cooper, Casey..... *	1-6	0-0	3-4	2	3	5	4	5	0	1	0	3	16
22 Brown, Allie..... *	1-3	1-3	0-0	1	4	5	1	3	0	0	0	0	16
31 Monroe, Mattie..... *	1-2	1-2	2-2	0	0	0	0	5	1	2	0	0	16
21 Copass, Chelsea.....	0-1	0-0	0-0	0	0	0	0	0	0	0	0	0	0
24 Ogletree, Hannah....	0-0	0-0	0-0	0	0	0	0	0	0	0	0	0	0
TEAM.....					3	3							
Totals.....	10-22	4-9	10-12	4	11	15	8	34	4	8	0	5	80

TOTAL FG% 1st Half: 9-22 40.9% 2nd Half: 10-22 45.5% Game: 43.2%

3-Pt. FG% 1st Half: 3-9 33.3% 2nd Half: 4-9 44.4% Game: 38.9%

F Throw % 1st Half: 0-0 0.0% 2nd Half: 10-12 83.3% Game: 83.3%

Officials: Dwight Bell, Greg Geren, Tommy Sewell

Technical fouls: Cloudland-None. Clay County-None.

Attendance:

Score by Periods	1st	2nd	3rd	4th
Cloudland.....	11	8	14	10
Clay County.....	17	4	16	18

Official Basketball Box Score

Clay County vs Summertown

03/09/12 4:00 p.m. at Murphy Center, Murfreesboro, Tenn.

VISITORS: Clay County 26-9

##	Player Name	TOT-FG FG-FGA	3-PT FG-FGA	FT-FTA	REBOUNDS OF	DE	TOT	PF	TP	A	TO	BLK	S	MIN
15	Hamilton, Mackenzie. *	2-2	0-0	2-6	0	1	1	1	6	5	2	0	3	36
20	Cooper, Casey..... *	4-8	1-1	3-6	4	6	10	3	12	1	2	0	3	31
22	Brown, Allie..... *	1-6	1-6	0-0	1	4	5	3	3	0	4	0	0	28
24	Ogletree, Hannah.... *	0-0	0-0	0-2	1	0	1	3	0	1	2	0	1	28
33	Roach, Sidney..... *	9-20	3-8	6-8	4	3	7	3	27	3	3	1	4	36
12	Smith, Kennedy.....	0-0	0-0	0-0	0	0	0	0	0	0	1	0	0	0
31	Monroe, Mattie.....	4-8	3-5	0-0	0	2	2	3	11	2	1	0	0	8
44	Roach, Hope.....	0-1	0-0	0-0	0	1	1	0	0	0	0	1	0	0
55	Hatcher, Tess.....	0-0	0-0	0-0	0	0	0	0	0	0	0	1	0	13
	TEAM.....				1	4	5							
	Totals.....	20-45	8-20	11-22	11	21	32	16	59	12	15	3	11	180

TOTAL FG%	1st Half:	9-20	45.0%	2nd Half:	11-24	45.8%	OT:	0-1	0.0%	Game: 44.4% DEADB
3-Pt. FG%	1st Half:	4-9	44.4%	2nd Half:	4-10	40.0%	OT:	0-1	0.0%	Game: 40.0% REBS
F Throw %	1st Half:	2-4	50.0%	2nd Half:	4-8	50.0%	OT:	5-10	50.0%	Game: 50.0% 3

HOME TEAM: Summertown 30-4

##	Player Name	TOT-FG FG-FGA	3-PT FG-FGA	FT-FTA	REBOUNDS OF	DE	TOT	PF	TP	A	TO	BLK	S	MIN
12	Grooms, Courtney.... *	0-1	0-0	0-0	0	2	2	3	0	1	3	0	0	26
21	Franklin, Claire.... *	9-19	5-8	1-3	1	9	10	3	24	3	8	1	0	36
22	Harville, Karlie.... *	2-3	1-1	2-4	3	0	3	2	7	0	0	0	1	36
34	Kilburn, Megan..... *	6-9	2-2	2-3	2	6	8	1	16	0	3	0	1	29
44	Long, Morgan..... *	2-12	1-7	3-4	3	0	3	4	8	6	2	0	2	36
00	Hunter, Alissa.....	1-3	0-0	0-0	1	0	1	1	2	0	0	0	1	14
20	Smith, Sara Beth....	0-2	0-0	0-0	2	0	2	0	0	0	0	0	0	0

24	Morris, Haley.....	0-0	0-0	0-0	0	0	0	0	0	1	0	0	0	0
31	Davis, Natalie.....	0-0	0-0	0-0	0	0	0	0	0	1	1	0	1	0
55	Ferguson, Micayla...	0-1	0-0	0-0	0	1	1	0	0	0	0	0	0	3
	TEAM.....					4	4							
	Totals.....	20-50	9-18	8-14	12	22	34	14	57	12	17	1	6	180

TOTAL FG%	1st Half:	8-20	40.0%	2nd Half:	11-24	45.8%	OT:	1-6	16.7%	Game: 40.0%	DEADB
3-Pt. FG%	1st Half:	3-6	50.0%	2nd Half:	5-9	55.6%	OT:	1-3	33.3%	Game: 50.0%	REBS
F Throw %	1st Half:	2-4	50.0%	2nd Half:	6-10	60.0%	OT:	0-0	0.0%	Game: 57.1%	3

Officials: Tommy Sewell, Dwight Bell, Jeff Wilkerson

Technical fouls: Clay County-None. Summertown-None.

Attendance:

Score by Periods	1st	2nd	3rd	4th	OT		Total
Clay County.....	13	11	15	15	5	-	59
Summertown.....	17	4	14	19	3	-	57

Play-by-Play

Clay County vs Summertown

03/09/12 4:00 p.m. at Murphy Center, Murfreesboro, Tenn.

1st PERIOD Play-by-Play (Page 1)

HOME TEAM: Summertown	TIME	SCORE	MAR	VISITORS: Clay County
GOOD! 3 PTR by Franklin, Claire	07:23	3-0	H 3	
	07:05	3-3	T 1	GOOD! 3 PTR by Cooper, Casey
	07:05			ASSIST by Hamilton, Mackenzie
GOOD! JUMPER by Kilburn, Megan [PNT]	06:53	5-3	H 2	
ASSIST by Long, Morgan	06:53			
REBOUND (DEF) by Kilburn, Megan	06:29			MISSED JUMPER by Cooper, Casey
	06:28			FOUL by Cooper, Casey (P1T1)
TURNOVR by Franklin, Claire	06:26			
	06:16			TURNOVR by Brown, Allie
TURNOVR by Franklin, Claire	06:09			STEAL by Cooper, Casey
	06:06			MISSED LAYUP by Cooper, Casey
	06:06			REBOUND (OFF) by Roach, Sidney
	06:04	5-5	T 2	GOOD! JUMPER by Roach, Sidney [PNT]
TURNOVR by Franklin, Claire	05:58			STEAL by Hamilton, Mackenzie
FOUL by Long, Morgan (P1T1)	05:58	5-6	V 1	GOOD! FT SHOT by Roach, Sidney
	05:58	5-7	V 2	GOOD! FT SHOT by Roach, Sidney
	05:48			FOUL by Cooper, Casey (P2T2)
GOOD! JUMPER by Long, Morgan	05:45	7-7	T 3	
REBOUND (DEF) by (TEAM)	05:30			MISSED 3 PTR by Roach, Sidney
TURNOVR by Kilburn, Megan	04:53			
	04:52			STEAL by Cooper, Casey
	04:45			MISSED JUMPER by Cooper, Casey
	04:45			REBOUND (OFF) by Ogletree, Hannah
FOUL by Franklin, Claire (P1T2)	04:42			MISSED FT SHOT by Ogletree, Hannah
	04:42			REBOUND (OFF) by (DEADBALL)
REBOUND (DEF) by Franklin, Claire	04:42			MISSED FT SHOT by Ogletree, Hannah
	04:42			SUB IN : Hatcher, Tess
	04:42			SUB OUT: Cooper, Casey
GOOD! 3 PTR by Long, Morgan	04:35	10-7	H 3	
ASSIST by Franklin, Claire	04:35			

	04:08			MISSED JUMPER by Roach, Sidney
	04:08			REBOUND (OFF) by Roach, Sidney
REBOUND (DEF) by Franklin, Claire	04:05			MISSED JUMPER by Roach, Sidney
MISSED 3 PTR by Long, Morgan	03:44			
REBOUND (OFF) by Harville, Karlie	03:44			
MISSED FT SHOT by Harville, Karlie	03:39			FOUL by Ogletree, Hannah (P1T3)
REBOUND (OFF) by (DEADBALL)	03:39			
GOOD! FT SHOT by Harville, Karlie	03:39	11-7	H 4	
	03:31	11-10	H 1	GOOD! 3 PTR by Roach, Sidney
	03:31			ASSIST by Ogletree, Hannah
GOOD! 3 PTR by Kilburn, Megan	03:03	14-10	H 4	
ASSIST by Long, Morgan	03:03			
	02:30	14-13	H 1	GOOD! 3 PTR by Roach, Sidney
	02:30			ASSIST by Hamilton, Mackenzie
TURNOVR by Grooms, Courtney	02:05			STEAL by Hamilton, Mackenzie
SUB IN : Hunter, Alissa	02:05			
SUB OUT: Grooms, Courtney	02:05			
	01:42			TURNOVR by Ogletree, Hannah
STEAL by Kilburn, Megan	01:41			
GOOD! JUMPER by Franklin, Claire [PNT]	01:30	16-13	H 3	
	01:24			TIMEOUT 30sec
REBOUND (DEF) by Kilburn, Megan	01:01			MISSED 3 PTR by Monroe, Mattie
MISSED JUMPER by Long, Morgan	00:17			BLOCK by Hatcher, Tess
REBOUND (OFF) by Kilburn, Megan	00:16			
MISSED FT SHOT by Kilburn, Megan	00:16			FOUL by Brown, Allie (P1T4)
REBOUND (OFF) by (DEADBALL)	00:16			
GOOD! FT SHOT by Kilburn, Megan	00:16	17-13	H 4	
SUB IN : Grooms, Courtney	00:16			
SUB OUT: Franklin, Claire	00:16			
FOUL by Hunter, Alissa (P1T3)	00:04			
REBOUND (DEF) by Grooms, Courtney	00:03			MISSED 3 PTR by Roach, Sidney

Summertown 17, Clay County 13

2nd PERIOD Play-by-Play (Page 1)

HOME TEAM: Summertown	TIME	SCORE	MAR	VISITORS: Clay County

	08:00			SUB IN : Monroe, Mattie
	08:00			SUB OUT: Roach, Sidney
MISSED JUMPER by Long, Morgan	07:37			REBOUND (DEF) by Cooper, Casey
	07:31			FOUL by Ogletree, Hannah (P2T5)
	07:31			TURNOVR by Ogletree, Hannah
	07:31			SUB IN : Roach, Sidney
	07:31			SUB OUT: Ogletree, Hannah
MISSED JUMPER by Kilburn, Megan	07:11			REBOUND (DEF) by Cooper, Casey
	07:07			TURNOVR by Cooper, Casey
SUB IN : Hunter, Alissa	07:06			
SUB OUT: Kilburn, Megan	07:06			
MISSED JUMPER by Franklin, Claire	06:43			REBOUND (DEF) by Brown, Allie
	06:30	17-15	H 2	GOOD! JUMPER by Roach, Sidney [PNT]
MISSED 3 PTR by Long, Morgan	06:05			
REBOUND (OFF) by Hunter, Alissa	06:05			
GOOD! JUMPER by Hunter, Alissa [PNT]	06:01	19-15	H 4	
STEAL by Hunter, Alissa	05:45			TURNOVR by Monroe, Mattie
TIMEOUT 30sec	05:45			
GOOD! JUMPER by Kilburn, Megan [PNT]	05:26	21-15	H 6	
ASSIST by Franklin, Claire	05:26			
	05:01			TURNOVR by Roach, Sidney
TURNOVR by Grooms, Courtney	04:40			
	04:39			STEAL by Hamilton, Mackenzie
	04:36	21-17	H 4	GOOD! LAYUP by Hamilton, Mackenzie [FB/PNT]
MISSED JUMPER by Hunter, Alissa	04:23			
REBOUND (OFF) by Kilburn, Megan	04:23			
MISSED JUMPER by Kilburn, Megan	04:20			REBOUND (DEF) by Cooper, Casey
	03:45			MISSED 3 PTR by Brown, Allie
	03:45			REBOUND (OFF) by Cooper, Casey
REBOUND (DEF) by Franklin, Claire	03:36			MISSED JUMPER by Roach, Sidney
SUB IN : Kilburn, Megan	03:12			
SUB OUT: Grooms, Courtney	03:12			
MISSED 3 PTR by Franklin, Claire	03:02			REBOUND (DEF) by Roach, Sidney
	02:55			TURNOVR by Roach, Sidney
STEAL by Davis, Natalie	02:54			
TURNOVR by Davis, Natalie	02:46			STEAL by Cooper, Casey
SUB IN : Ferguson, Micayla	02:46			
SUB OUT: Kilburn, Megan	02:46			

MISSED JUMPER by Ferguson, Micayla	02:13			REBOUND (DEF) by Monroe, Mattie
	02:03	21-20	H 1	GOOD! 3 PTR by Roach, Sidney
	02:03			ASSIST by Hamilton, Mackenzie
TURNOVR by Franklin, Claire	01:44			
	01:43			STEAL by Roach, Sidney
	01:40	21-22	V 1	GOOD! LAYUP by Roach, Sidney [FB/PNT]
TIMEOUT 30sec	01:39			
MISSED JUMPER by Long, Morgan	01:11			REBOUND (DEF) by Roach, Sidney
	01:04	21-24	V 3	GOOD! LAYUP by Hamilton, Mackenzie [PNT]
	01:04			ASSIST by Roach, Sidney
MISSED JUMPER by Franklin, Claire	00:51			REBOUND (DEF) by Cooper, Casey
REBOUND (DEF) by Ferguson, Micayla	00:44			MISSED 3 PTR by Roach, Sidney
SUB IN : Kilburn, Megan	00:41			
SUB OUT: Ferguson, Micayla	00:41			
TURNOVR by Kilburn, Megan	00:18			
SUB IN : Grooms, Courtney	00:18			
SUB OUT: Hunter, Alissa	00:18			

Clay County 24, Summertown 21

3rd PERIOD Play-by-Play (Page 1)

HOME TEAM: Summertown	TIME	SCORE	MAR	VISITORS: Clay County
	07:25	21-26	V 5	GOOD! JUMPER by Cooper, Casey
MISSED FT SHOT by Franklin, Claire	07:07			FOUL by Brown, Allie (P2T1)
	07:07			REBOUND (DEF) by Cooper, Casey
REBOUND (DEF) by Franklin, Claire	07:00			MISSED JUMPER by Roach, Sidney
	06:58			FOUL by Ogletree, Hannah (P3T2)
TURNOVR by Franklin, Claire	06:46			
	06:42			STEAL by Ogletree, Hannah
	06:33	21-29	V 8	GOOD! 3 PTR by Brown, Allie
	06:33			ASSIST by Hamilton, Mackenzie
TIMEOUT TEAM	06:21			
TURNOVR by Grooms, Courtney	06:12			
	06:10			STEAL by Roach, Sidney
FOUL by Harville, Karlie (P1T1)	06:10	21-30	V 9	GOOD! FT SHOT by Roach, Sidney
	06:10			MISSED FT SHOT by Roach, Sidney
	06:10			REBOUND (OFF) by (TEAM)

SUB IN : Hunter, Alissa	06:10			
SUB OUT: Grooms, Courtney	06:10			
	06:06			MISSED JUMPER by Roach, Sidney
	06:06			REBOUND (OFF) by Brown, Allie
	05:50			FOUL by Hamilton, Mackenzie (P1T3)
	05:50			TURNOVR by Hamilton, Mackenzie
TURNOVR by Franklin, Claire	05:40			
	05:39			STEAL by Roach, Sidney
	05:36	21-32	V 11	GOOD! JUMPER by Roach, Sidney
MISSED JUMPER by Hunter, Alissa	05:22			
REBOUND (OFF) by Long, Morgan	05:22			
MISSED JUMPER by Long, Morgan	05:18			
REBOUND (OFF) by Long, Morgan	05:18			
GOOD! FT SHOT by Long, Morgan	05:15	22-32	V 10	FOUL by Monroe, Mattie (P1T4)
GOOD! FT SHOT by Long, Morgan	05:15	23-32	V 9	
SUB IN : Grooms, Courtney	05:15			
SUB OUT: Hunter, Alissa	05:15			
MISSED JUMPER by Smith, Sara Beth	05:06			BLOCK by Roach, Hope
REBOUND (OFF) by Smith, Sara Beth	05:05			
MISSED JUMPER by Smith, Sara Beth	05:03			REBOUND (DEF) by Roach, Hope
	04:58			TURNOVR by Smith, Kennedy
FOUL by Grooms, Courtney (P1T2)	04:41			
REBOUND (DEF) by Kilburn, Megan	04:37			MISSED 3 PTR by Brown, Allie
TURNOVR by Long, Morgan	04:30			
	04:10			MISSED 3 PTR by Brown, Allie
	04:10			REBOUND (OFF) by Cooper, Casey
STEAL by Long, Morgan	04:06			TURNOVR by Cooper, Casey
GOOD! 3 PTR by Franklin, Claire	03:59	26-32	V 6	
ASSIST by Long, Morgan	03:59			
	03:51	26-34	V 8	GOOD! LAYUP by Monroe, Mattie [FB/PNT]
	03:51			ASSIST by Hamilton, Mackenzie
GOOD! JUMPER by Franklin, Claire [PNT]	03:38	28-34	V 6	
ASSIST by Long, Morgan	03:38			
STEAL by Long, Morgan	03:28			TURNOVR by Hamilton, Mackenzie
SUB IN : Hunter, Alissa	03:28			
SUB OUT: Grooms, Courtney	03:28			
GOOD! JUMPER by Harville, Karlie	03:14	30-34	V 4	
	03:04	30-36	V 6	GOOD! LAYUP by Cooper, Casey [FB/PNT]

MISSED 3 PTR by Franklin, Claire	02:52			REBOUND (DEF) by Cooper, Casey
BLOCK by Franklin, Claire	02:43			MISSED JUMPER by Monroe, Mattie
REBOUND (DEF) by (TEAM)	02:43			
SUB IN : Ferguson, Micayla	02:43			
SUB OUT: Kilburn, Megan	02:43			
GOOD! 3 PTR by Franklin, Claire	02:20	33-36	V 3	
ASSIST by Morris, Haley	02:20			
	02:20			FOUL by Monroe, Mattie (P2T5)
MISSED JUMPER by Franklin, Claire	02:11			BLOCK by Roach, Sidney
REBOUND (OFF) by Harville, Karlie	02:08			
	02:08			FOUL by Roach, Sidney (P1T6)
	02:08			TIMEOUT 30sec
GOOD! FT SHOT by Harville, Karlie	02:08	34-36	V 2	
MISSED FT SHOT by Harville, Karlie	02:08			REBOUND (DEF) by Brown, Allie
	01:31	34-39	V 5	GOOD! 3 PTR by Monroe, Mattie
	01:31			ASSIST by Cooper, Casey
MISSED FT SHOT by Long, Morgan	01:22			FOUL by Brown, Allie (P3T7)
REBOUND (OFF) by (DEADBALL)	01:22			
GOOD! FT SHOT by Long, Morgan	01:22	35-39	V 4	
SUB IN : Kilburn, Megan	01:22			
SUB IN : Grooms, Courtney	01:22			
SUB OUT: Hunter, Alissa	01:22			
SUB OUT: Ferguson, Micayla	01:22			
	01:18			TIMEOUT TEAM
	01:10			FOUL by Cooper, Casey (P3T8)
	01:10			TURNOVR by Brown, Allie
	01:10			SUB IN : Hatcher, Tess
	01:10			SUB OUT: Brown, Allie
FOUL by Franklin, Claire (P2T3)	00:57			
TURNOVR by Franklin, Claire	00:57			
REBOUND (DEF) by (TEAM)	00:27			MISSED JUMPER by Cooper, Casey
MISSED 3 PTR by Franklin, Claire	00:01			REBOUND (DEF) by (TEAM)

Clay County 39, Summertown 35

4th PERIOD Play-by-Play (Page 1)

HOME TEAM: Summertown	TIME	SCORE	MAR	VISITORS: Clay County

	07:47	35-41	V 6	GOOD! JUMPER by Roach, Sidney [PNT]
GOOD! LAYUP by Kilburn, Megan [PNT]	07:29	37-41	V 4	
REBOUND (DEF) by Grooms, Courtney	07:14			MISSED JUMPER by Roach, Sidney
GOOD! LAYUP by Kilburn, Megan [PNT]	07:01	39-41	V 2	
GOOD! FT SHOT by Kilburn, Megan	07:01	40-41	V 1	FOUL by Monroe, Mattie (P3T9)
SUB IN : Hunter, Alissa	07:01			SUB IN : Hatcher, Tess
SUB OUT: Grooms, Courtney	07:01			SUB OUT: Brown, Allie
REBOUND (DEF) by Kilburn, Megan	06:50			MISSED 3 PTR by Roach, Sidney
MISSED JUMPER by Franklin, Claire	06:39			REBOUND (DEF) by Brown, Allie
	06:34			TURNOVR by Brown, Allie
GOOD! JUMPER by Franklin, Claire [PNT]	06:20	42-41	H 1	
ASSIST by Long, Morgan	06:20			
	06:06			MISSED JUMPER by Roach, Hope
	06:06			REBOUND (OFF) by Roach, Sidney
	05:51	42-43	V 1	GOOD! JUMPER by Cooper, Casey
	05:51			ASSIST by Monroe, Mattie
MISSED 3 PTR by Long, Morgan	05:34			REBOUND (DEF) by Hamilton, Mackenzie
SUB IN : Grooms, Courtney	05:29			
SUB OUT: Hunter, Alissa	05:29			
	05:25			TURNOVR by Brown, Allie
STEAL by Harville, Karlie	05:24			
MISSED JUMPER by Kilburn, Megan	05:16			
REBOUND (OFF) by Franklin, Claire	05:16			
TIMEOUT TEAM	05:10			
MISSED 3 PTR by Long, Morgan	05:03			REBOUND (DEF) by Roach, Sidney
	04:55	42-45	V 3	GOOD! JUMPER by Roach, Sidney [PNT]
	04:53			ASSIST by Monroe, Mattie
GOOD! 3 PTR by Harville, Karlie	04:42	45-45	T 4	
ASSIST by Franklin, Claire	04:42			
	04:29			MISSED 3 PTR by Roach, Sidney
	04:29			REBOUND (OFF) by Roach, Sidney
	04:24	45-48	V 3	GOOD! 3 PTR by Monroe, Mattie
	04:24			ASSIST by Roach, Sidney
MISSED JUMPER by Franklin, Claire	04:13			
REBOUND (OFF) by Smith, Sara Beth	04:13			
ASSIST by Davis, Natalie	04:06			
	03:54	45-51	V 6	GOOD! 3 PTR by Monroe, Mattie

	03:54			ASSIST by Roach, Sidney
MISSED JUMPER by Franklin, Claire	03:41			
REBOUND (OFF) by Long, Morgan	03:41			
GOOD! 3 PTR by Franklin, Claire	03:40	48-51	V 3	
FOUL by Grooms, Courtney (P2T4)	03:36			
	03:23			MISSED FT SHOT by Cooper, Casey
	03:23			REBOUND (OFF) by (DEADBALL)
REBOUND (DEF) by (TEAM)	03:23			MISSED FT SHOT by Cooper, Casey
GOOD! JUMPER by Franklin, Claire	03:22	50-51	V 1	
ASSIST by Grooms, Courtney	03:22			
REBOUND (DEF) by Kilburn, Megan	02:50			MISSED 3 PTR by Brown, Allie
TURNOVR by Kilburn, Megan	02:42			
REBOUND (DEF) by Kilburn, Megan	02:05			MISSED 3 PTR by Brown, Allie
GOOD! 3 PTR by Franklin, Claire	01:33	53-51	H 2	
ASSIST by Long, Morgan	01:33			
	01:21			MISSED JUMPER by Monroe, Mattie
	01:21			REBOUND (OFF) by Cooper, Casey
FOUL by Long, Morgan (P2T5)	01:18	53-52	H 1	GOOD! FT SHOT by Cooper, Casey
REBOUND (DEF) by Franklin, Claire	01:18			MISSED FT SHOT by Cooper, Casey
TIMEOUT TEAM	00:32			
	00:28			FOUL by Roach, Sidney (P2T10)
	00:28			TIMEOUT TEAM
GOOD! FT SHOT by Franklin, Claire	00:28	54-52	H 2	
MISSED FT SHOT by Franklin, Claire	00:28			REBOUND (DEF) by Brown, Allie
FOUL by Grooms, Courtney (P3T6)	00:11	54-53	H 1	GOOD! FT SHOT by Roach, Sidney
	00:11	54-54	T 5	GOOD! FT SHOT by Roach, Sidney

Summertown 54, Clay County 54

OT PERIOD Play-by-Play (Page 1)

HOME TEAM: Summertown	TIME	SCORE	MAR	VISITORS: Clay County
MISSED JUMPER by Grooms, Courtney	03:36			REBOUND (DEF) by (TEAM)
	03:20			MISSED 3 PTR by Monroe, Mattie
	03:20			REBOUND (OFF) by Cooper, Casey
	03:14			FOUL by Roach, Sidney (P3T11)
	03:14			TURNOVR by Roach, Sidney

TURNOVR by Franklin, Claire	02:53			
FOUL by Kilburn, Megan (P1T7)	02:41			
	02:39	54-55	V 1	GOOD! FT SHOT by Cooper, Casey
	02:39	54-56	V 2	GOOD! FT SHOT by Cooper, Casey
TURNOVR by Long, Morgan	02:21			
	02:18			STEAL by Roach, Sidney
FOUL by Harville, Karlie (P2T8)	02:17			MISSED FT SHOT by Hamilton, Mackenzie
	02:17			REBOUND (OFF) by (DEADBALL)
REBOUND (DEF) by Franklin, Claire	02:17			MISSED FT SHOT by Hamilton, Mackenzie
MISSED 3 PTR by Long, Morgan	02:02			REBOUND (DEF) by Monroe, Mattie
FOUL by Franklin, Claire (P3T9)	01:31	54-57	V 3	GOOD! FT SHOT by Hamilton, Mackenzie
REBOUND (DEF) by Franklin, Claire	01:31			MISSED FT SHOT by Hamilton, Mackenzie
MISSED LAYUP by Franklin, Claire	01:20			REBOUND (DEF) by (TEAM)
FOUL by Long, Morgan (P3T10)	01:12	54-58	V 4	GOOD! FT SHOT by Roach, Sidney
REBOUND (DEF) by Franklin, Claire	01:11			MISSED FT SHOT by Roach, Sidney
GOOD! 3 PTR by Kilburn, Megan	01:03	57-58	V 1	
FOUL by Long, Morgan (P4T11)	00:38	57-59	V 2	GOOD! FT SHOT by Hamilton, Mackenzie
REBOUND (DEF) by Franklin, Claire	00:38			MISSED FT SHOT by Hamilton, Mackenzie
TIMEOUT TEAM	00:11			
MISSED 3 PTR by Long, Morgan	00:09			
REBOUND (OFF) by Harville, Karlie	00:09			
MISSED LAYUP by Harville, Karlie	00:04			REBOUND (DEF) by (TEAM)

Clay County 59, Summertown 57

Official Basketball Box Score -- 1st Half

Clay County vs Summertown

03/09/12 4:00 p.m. at Murphy Center, Murfreesboro, Tenn.

VISITORS: Clay County 26-9

##	Player Name	TOT-FG FG-FGA	3-PT FG-FGA	FT-FTA	REBOUNDS OF	DE	TOT	PF	TP	A	TO	BLK	S	MIN
15	Hamilton, Mackenzie. *	2-2	0-0	0-0	0	0	0	0	4	3	0	0	3	16
20	Cooper, Casey..... *	1-4	1-1	0-0	1	4	5	2	3	0	1	0	3	11
22	Brown, Allie..... *	0-1	0-1	0-0	0	1	1	1	0	0	1	0	0	16
24	Ogletree, Hannah.... *	0-0	0-0	0-2	1	0	1	2	0	1	2	0	0	8
33	Roach, Sidney..... *	6-12	3-6	2-2	2	2	4	0	17	1	2	0	1	16
12	Smith, Kennedy.....	0-0	0-0	0-0	0	0	0	0	0	0	0	0	0	0
31	Monroe, Mattie.....	0-1	0-1	0-0	0	1	1	0	0	0	1	0	0	8
44	Roach, Hope.....	0-0	0-0	0-0	0	0	0	0	0	0	0	0	0	0
55	Hatcher, Tess.....	0-0	0-0	0-0	0	0	0	0	0	0	0	1	0	5
	TEAM.....													
	Totals.....	9-20	4-9	2-4	4	8	12	5	24	5	7	1	7	80

TOTAL FG% 1st Half: 9-20 45.0%

3-Pt. FG% 1st Half: 4-9 44.4%

F Throw % 1st Half: 2-4 50.0%

HOME TEAM: Summertown 30-4

##	Player Name	TOT-FG FG-FGA	3-PT FG-FGA	FT-FTA	REBOUNDS OF	DE	TOT	PF	TP	A	TO	BLK	S	MIN
12	Grooms, Courtney.... *	0-0	0-0	0-0	0	1	1	0	0	0	2	0	0	11

21 Franklin, Claire.... *	2-5	1-2	0-0	0	3	3	1	5	2	4	0	0	16
22 Harville, Karlie.... *	0-0	0-0	1-2	1	0	1	0	1	0	0	0	0	16
34 Kilburn, Megan..... *	3-5	1-1	1-2	2	2	4	0	8	0	2	0	1	10
44 Long, Morgan..... *	2-7	1-3	0-0	0	0	0	1	5	2	0	0	0	16
00 Hunter, Alissa.....	1-2	0-0	0-0	1	0	1	1	2	0	0	0	1	9
20 Smith, Sara Beth....	0-0	0-0	0-0	0	0	0	0	0	0	0	0	0	0
24 Morris, Haley.....	0-0	0-0	0-0	0	0	0	0	0	0	0	0	0	0
31 Davis, Natalie.....	0-0	0-0	0-0	0	0	0	0	0	0	1	0	1	0
55 Ferguson, Micayla...	0-1	0-0	0-0	0	1	1	0	0	0	0	0	0	2
TEAM.....					1	1							
Totals.....	8-20	3-6	2-4	4	8	12	3	21	4	9	0	3	80

TOTAL FG% 1st Half: 8-20 40.0%

3-Pt. FG% 1st Half: 3-6 50.0%

F Throw % 1st Half: 2-4 50.0%

Officials: Tommy Sewell, Dwight Bell, Jeff Wilkerson

Technical fouls: Clay County-None. Summertown-None.

Attendance:

Score by Periods	1st	2nd
Clay County.....	13	11
Summertown.....	17	4

Official Basketball Box Score -- 2nd Half

Clay County vs Summertown

03/09/12 4:00 p.m. at Murphy Center, Murfreesboro, Tenn.

VISITORS: Clay County 26-9

##	Player Name	TOT-FG FG-FGA	3-PT FG-FGA	FT-FTA	REBOUNDS OF	DE	TOT	PF	TP	A	TO	BLK	S	MIN
15	Hamilton, Mackenzie. *	0-0	0-0	0-0	0	1	1	1	0	2	2	0	0	16
20	Cooper, Casey..... *	3-4	0-0	1-4	2	2	4	1	7	1	1	0	0	16
22	Brown, Allie..... *	1-5	1-5	0-0	1	3	4	2	3	0	3	0	0	8
24	Ogletree, Hannah.... *	0-0	0-0	0-0	0	0	0	1	0	0	0	0	1	16
33	Roach, Sidney..... *	3-8	0-2	3-4	2	1	3	2	9	2	0	1	2	16
12	Smith, Kennedy.....	0-0	0-0	0-0	0	0	0	0	0	0	1	0	0	0
31	Monroe, Mattie.....	4-6	3-3	0-0	0	0	0	3	11	2	0	0	0	0
44	Roach, Hope.....	0-1	0-0	0-0	0	1	1	0	0	0	0	1	0	0
55	Hatcher, Tess.....	0-0	0-0	0-0	0	0	0	0	0	0	0	0	0	8
	TEAM.....				1	1	2							
	Totals.....	11-24	4-10	4-8	6	9	15	10	30	7	7	2	3	80

TOTAL FG% 1st Half: 9-20 45.0% 2nd Half: 11-24 45.8% Game: 45.5%

3-Pt. FG% 1st Half: 4-9 44.4% 2nd Half: 4-10 40.0% Game: 42.1%

F Throw % 1st Half: 2-4 50.0% 2nd Half: 4-8 50.0% Game: 50.0%

HOME TEAM: Summertown 30-4

##	Player Name	TOT-FG FG-FGA	3-PT FG-FGA	FT-FTA	REBOUNDS OF	DE	TOT	PF	TP	A	TO	BLK	S	MIN
12	Grooms, Courtney.... *	0-0	0-0	0-0	0	1	1	3	0	1	1	0	0	11

21	Franklin, Claire....	*	7-13	4-6	1-3	1	2	3	1	19	1	3	1	0	16
22	Harville, Karlie....	*	2-2	1-1	1-2	1	0	1	1	6	0	0	0	1	16
34	Kilburn, Megan.....	*	2-3	0-0	1-1	0	4	4	0	5	0	1	0	0	15
44	Long, Morgan.....	*	0-3	0-2	3-4	3	0	3	1	3	4	1	0	2	16
00	Hunter, Alissa.....		0-1	0-0	0-0	0	0	0	0	0	0	0	0	0	5
20	Smith, Sara Beth....		0-2	0-0	0-0	2	0	2	0	0	0	0	0	0	0
24	Morris, Haley.....		0-0	0-0	0-0	0	0	0	0	0	1	0	0	0	0
31	Davis, Natalie.....		0-0	0-0	0-0	0	0	0	0	0	1	0	0	0	0
55	Ferguson, Micayla...		0-0	0-0	0-0	0	0	0	0	0	0	0	0	0	1
	TEAM.....						3	3							
	Totals.....		11-24	5-9	6-10	7	10	17	6	33	8	6	1	3	80

TOTAL FG% 1st Half: 8-20 40.0% 2nd Half: 11-24 45.8% Game: 43.2%

3-Pt. FG% 1st Half: 3-6 50.0% 2nd Half: 5-9 55.6% Game: 53.3%

F Throw % 1st Half: 2-4 50.0% 2nd Half: 6-10 60.0% Game: 57.1%

Officials: Tommy Sewell, Dwight Bell, Jeff Wilkerson

Technical fouls: Clay County-None. Summertown-None.

Attendance:

Score by Periods	1st	2nd	3rd	4th
Clay County.....	13	11	15	15
Summertown.....	17	4	14	19

Official Basketball Box Score

Jackson County vs Clay County

03/10/12 6:00 p.m. at Murfreesboro, Tenn. (Murphy Center)

VISITORS: Jackson County 29-7

##	Player Name	TOT-FG FG-FGA	3-PT FG-FGA	FT-FTA	REBOUNDS OF	DE	TOT	PF	TP	A	TO	BLK	S	MIN
05	Scantland, Hope..... *	0-2	0-2	0-0	0	2	2	3	0	1	1	0	0	30
24	Coe, Jaycee..... *	3-10	1-7	2-2	1	3	4	4	9	0	0	1	1	31
32	Warden, Caroline.... *	4-15	0-4	1-3	1	1	2	2	9	2	8	0	2	30
33	Apple, Brooklyn..... *	5-7	0-1	6-6	0	3	3	4	16	1	0	0	1	31
40	Hensley, Makenzie... *	1-4	0-0	3-4	4	4	8	2	5	1	2	0	0	31
12	Pruett, Tiona.....	0-1	0-1	0-0	0	0	0	1	0	0	1	0	1	1
21	Norris, Chelsea.....	0-0	0-0	0-0	0	0	0	0	0	0	0	0	0	2
22	Ellis, Brittany.....	0-0	0-0	0-0	0	0	0	0	0	0	0	0	0	1
23	Hall, Katie.....	0-0	0-0	0-0	0	0	0	2	0	0	0	0	0	2
30	Ragland, Hannah.....	0-0	0-0	0-0	0	1	1	0	0	0	0	0	0	1
	TEAM.....				1	2	3							
	Totals.....	13-39	1-15	12-15	7	16	23	18	39	5	12	1	5	160

TOTAL FG% 1st Half: 6-17 35.3% 2nd Half: 7-22 31.8% Game: 33.3% DEADB

3-Pt. FG% 1st Half: 0-5 0.0% 2nd Half: 1-10 10.0% Game: 6.7% REBS

F Throw % 1st Half: 8-9 88.9% 2nd Half: 4-6 66.7% Game: 80.0% 1

HOME TEAM: Clay County 27-9

##	Player Name	TOT-FG FG-FGA	3-PT FG-FGA	FT-FTA	REBOUNDS OF	DE	TOT	PF	TP	A	TO	BLK	S	MIN
11	Roach, Sydney..... *	3-10	2-4	2-3	2	4	6	2	10	5	1	2	3	30

15 Hamilton, Mackenzie. *	7-12	0-3	6-8	1	1	2	2	20	3	0	0	0	30
20 Cooper, Casey..... *	3-7	0-2	5-7	3	7	10	3	11	3	1	1	1	27
22 Brown, Allie..... *	3-5	2-4	2-2	3	4	7	2	10	0	1	0	0	30
31 Monroe, Mattie..... *	3-7	2-5	1-2	0	4	4	1	9	0	2	0	2	23
10 Richards, Ruby.....	0-0	0-0	0-0	1	0	1	0	0	0	1	0	0	1
12 Smith, Kennedy.....	0-0	0-0	0-0	0	0	0	0	0	0	0	0	0	1
14 Copas, Alesha.....	0-0	0-0	0-0	0	0	0	0	0	0	0	0	0	1
21 Copass, Chelsea.....	0-0	0-0	0-0	0	1	1	0	0	0	0	0	0	1
23 Grace, Alex.....	0-1	0-0	0-0	0	0	0	0	0	0	0	0	0	1
24 Ogletree, Hannah....	0-1	0-1	0-0	0	0	0	1	0	0	2	0	2	9
30 Copeland, Olivia....	0-0	0-0	0-0	0	0	0	0	0	0	1	0	0	1
32 Owens, Ashley.....	0-1	0-1	0-0	0	0	0	1	0	0	0	0	0	1
35 Meadows, Kalona.....	0-0	0-0	0-0	0	0	0	0	0	0	0	0	0	1
55 Hatcher, Tess.....	0-0	0-0	0-0	0	0	0	0	0	0	0	0	0	4
TEAM.....				2		2							
Totals.....	19-44	6-20	16-22	12	21	33	12	60	11	9	3	8	161

TOTAL FG% 1st Half: 9-22 40.9% 2nd Half: 10-22 45.5% Game: 43.2% DEADB

3-Pt. FG% 1st Half: 3-10 30.0% 2nd Half: 3-10 30.0% Game: 30.0% REBS

F Throw % 1st Half: 5-6 83.3% 2nd Half: 11-16 68.8% Game: 72.7% 3

Officials: Will Noe, Shanta Burton, Chuck Arnold

Technical fouls: Jackson County-None. Clay County-None.

Attendance:

Score by Periods	1st	2nd	3rd	4th		Total
Jackson County.....	11	9	11	8	-	39
Clay County.....	19	7	12	22	-	60

Claire Franklin-Summertown, Megan Kilburn-Summertown, Amber Fair-Union City Casey Cooper-Clay Co, Caroline Warden-Jackson Co., ***Sydney Roach-Clay Co (MVP), Mackenzie Hensley-Jackson Co, Jaycee Coe-Jackson Co, Allie Brown-Clay Co

Play-by-Play

Jackson County vs Clay County

03/10/12 6:00 p.m. at Murfreesboro, Tenn. (Murphy Center)

1st PERIOD Play-by-Play (Page 1)

HOME TEAM: Clay County	TIME	SCORE	MAR	VISITORS: Jackson County
GOOD! 3 PTR by Brown, Allie	07:43	3-0	H 3	
ASSIST by Cooper, Casey	07:43			
BLOCK by Roach, Sydney	07:20			MISSED JUMPER by Warden, Caroline
REBOUND (DEF) by Cooper, Casey	07:18			
MISSED LAYUP by Cooper, Casey	07:15			
REBOUND (OFF) by Hamilton, Mackenzie	07:15			
GOOD! LAYUP by Hamilton, Mackenzie [PNT]	07:13	5-0	H 5	
BLOCK by Roach, Sydney	06:27			MISSED 3 PTR by Scantland, Hope
REBOUND (DEF) by Brown, Allie	06:25			
TURNOVR by Monroe, Mattie	06:16			
	06:06	5-2	H 3	GOOD! LAYUP by Apple, Brooklyn [PNT]
GOOD! 3 PTR by Monroe, Mattie	05:45	8-2	H 6	
ASSIST by Hamilton, Mackenzie	05:45			
	05:25	8-4	H 4	GOOD! JUMPER by Warden, Caroline [PNT]
MISSED 3 PTR by Roach, Sydney	05:06			REBOUND (DEF) by Apple, Brooklyn
	04:52	8-6	H 2	GOOD! JUMPER by Warden, Caroline
FOUL by Cooper, Casey (P1T1)	04:52	8-7	H 1	GOOD! FT SHOT by Warden, Caroline
GOOD! 3 PTR by Brown, Allie	04:12	11-7	H 4	
ASSIST by Hamilton, Mackenzie	04:12			
FOUL by Roach, Sydney (P1T2)	03:55			
	03:47			TURNOVR by Warden, Caroline
STEAL by Monroe, Mattie	03:46			
GOOD! LAYUP by Monroe, Mattie [FB/PNT]	03:43	13-7	H 6	
FOUL by Hamilton, Mackenzie (P1T3)	03:30			
BLOCK by Cooper, Casey	03:20			MISSED JUMPER by Coe, Jaycee
	03:19			REBOUND (OFF) by (TEAM)
REBOUND (DEF) by Roach, Sydney	03:12			MISSED 3 PTR by Apple, Brooklyn
GOOD! LAYUP by Hamilton, Mackenzie [PNT]	03:04	15-7	H 8	
ASSIST by Roach, Sydney	03:04			

	03:01			TIMEOUT 30sec
FOUL by Cooper, Casey (P2T4)	02:41	15-8	H 7	GOOD! FT SHOT by Coe, Jaycee
	02:41	15-9	H 6	GOOD! FT SHOT by Coe, Jaycee
MISSED 3 PTR by Monroe, Mattie	02:23			REBOUND (DEF) by Scantland, Hope
	02:14			MISSED 3 PTR by Coe, Jaycee
	02:14			REBOUND (OFF) by Hensley, Makenzie
	02:10			MISSED JUMPER by Hensley, Makenzie
	02:10			REBOUND (OFF) by Hensley, Makenzie
FOUL by Monroe, Mattie (P1T5)	02:10	15-10	H 5	GOOD! FT SHOT by Hensley, Makenzie
	02:10	15-11	H 4	GOOD! FT SHOT by Hensley, Makenzie
MISSED 3 PTR by Brown, Allie	01:40			REBOUND (DEF) by (TEAM)
	01:24			TURNOVR by Hensley, Makenzie
GOOD! FT SHOT by Cooper, Casey	01:09	16-11	H 5	FOUL by Coe, Jaycee (P1T1)
GOOD! FT SHOT by Cooper, Casey	01:09	17-11	H 6	
REBOUND (DEF) by Cooper, Casey	00:38			MISSED JUMPER by Hensley, Makenzie
GOOD! LAYUP by Brown, Allie [PNT]	00:35	19-11	H 8	
ASSIST by Roach, Sydney	00:35			
STEAL by Roach, Sydney	00:08			TURNOVR by Warden, Caroline
MISSED 3 PTR by Brown, Allie	00:01			
REBOUND (OFF) by Cooper, Casey	00:01			

Clay County 19, Jackson County 11

2nd PERIOD Play-by-Play (Page 1)

HOME TEAM: Clay County	TIME	SCORE	MAR	VISITORS: Jackson County
SUB IN : Ogletree, Hannah	08:00			
SUB OUT: Monroe, Mattie	08:00			
REBOUND (DEF) by Cooper, Casey	07:39			MISSED JUMPER by Warden, Caroline
MISSED LAYUP by Roach, Sydney	07:23			
REBOUND (OFF) by Brown, Allie	07:23			
TURNOVR by Brown, Allie	07:07			
FOUL by Ogletree, Hannah (P1T6)	06:52	19-12	H 7	GOOD! FT SHOT by Hensley, Makenzie
REBOUND (DEF) by Brown, Allie	06:52			MISSED FT SHOT by Hensley, Makenzie
MISSED 3 PTR by Cooper, Casey	06:33			

REBOUND (OFF) by (TEAM)	06:33			
MISSED JUMPER by Hamilton, Mackenzie	06:28			REBOUND (DEF) by Hensley, Makenzie
REBOUND (DEF) by Roach, Sydney	06:18			MISSED 3 PTR by Coe, Jaycee
TURNOVR by Ogletree, Hannah	06:04			
	06:02			STEAL by Warden, Caroline
REBOUND (DEF) by Hamilton, Mackenzie	06:00			MISSED LAYUP by Warden, Caroline
MISSED 3 PTR by Ogletree, Hannah	05:36			
REBOUND (OFF) by Cooper, Casey	05:36			
MISSED 3 PTR by Hamilton, Mackenzie	05:27			
REBOUND (OFF) by Cooper, Casey	05:27			
	05:24			FOUL by Apple, Brooklyn (P1T2)
TURNOVR by Roach, Sydney	05:17			
REBOUND (DEF) by Roach, Sydney	04:49			MISSED 3 PTR by Warden, Caroline
GOOD! LAYUP by Hamilton, Mackenzie [PNT]	04:42	21-12	H 9	
ASSIST by Roach, Sydney	04:42			
STEAL by Ogletree, Hannah	04:26			TURNOVR by Warden, Caroline
GOOD! LAYUP by Roach, Sydney [PNT]	04:21	23-12	H 11	
ASSIST by Hamilton, Mackenzie	04:21			
	04:20			TIMEOUT 30sec
	04:00			TURNOVR by Scantland, Hope
STEAL by Roach, Sydney	03:59			
MISSED JUMPER by Roach, Sydney	03:55			
REBOUND (OFF) by Roach, Sydney	03:55			
GOOD! FT SHOT by Roach, Sydney	03:54	24-12	H 12	FOUL by Scantland, Hope (P1T3)
GOOD! FT SHOT by Roach, Sydney	03:54	25-12	H 13	
	03:36	25-14	H 11	GOOD! JUMPER by Apple, Brooklyn [PNT]
	03:36			ASSIST by Hensley, Makenzie
MISSED FT SHOT by Cooper, Casey	03:11			FOUL by Apple, Brooklyn (P2T4)
REBOUND (OFF) by (DEADBALL)	03:11			
GOOD! FT SHOT by Cooper, Casey	03:11	26-14	H 12	
	02:57	26-16	H 10	GOOD! JUMPER by Apple, Brooklyn
MISSED LAYUP by Cooper, Casey	02:38			REBOUND (DEF) by Apple, Brooklyn
FOUL by Cooper, Casey (P3T7)	02:38	26-17	H 9	GOOD! FT SHOT by Apple, Brooklyn
	02:38	26-18	H 8	GOOD! FT SHOT by Apple, Brooklyn
SUB IN : Hatcher, Tess	02:38			
SUB OUT: Cooper, Casey	02:38			
TURNOVR by Ogletree, Hannah	01:12			

	01:11			STEAL by Warden, Caroline
	01:02	26-20	H 6	GOOD! JUMPER by Warden, Caroline
MISSED JUMPER by Roach, Sydney	00:14			REBOUND (DEF) by Warden, Caroline
	00:10			TURNOVR by Warden, Caroline

Clay County 26, Jackson County 20

3rd PERIOD Play-by-Play (Page 1)

HOME TEAM: Clay County	TIME	SCORE	MAR	VISITORS: Jackson County
GOOD! 3 PTR by Roach, Sydney	07:51	29-20	H 9	
	07:35	29-23	H 6	GOOD! 3 PTR by Coe, Jaycee
	07:35			ASSIST by Warden, Caroline
GOOD! JUMPER by Cooper, Casey [PNT]	07:09	31-23	H 8	
	06:47	31-25	H 6	GOOD! JUMPER by Apple, Brooklyn
	06:47			ASSIST by Scantland, Hope
MISSED JUMPER by Roach, Sydney	06:26			
REBOUND (OFF) by Roach, Sydney	06:26			
MISSED 3 PTR by Monroe, Mattie	06:23			REBOUND (DEF) by Scantland, Hope
	06:11			TURNOVR by Warden, Caroline
STEAL by Monroe, Mattie	06:09			
	05:56			FOUL by Hensley, Makenzie (P1T1)
MISSED 3 PTR by Hamilton, Mackenzie	05:50			REBOUND (DEF) by Hensley, Makenzie
REBOUND (DEF) by Cooper, Casey	05:28			MISSED LAYUP by Warden, Caroline
GOOD! LAYUP by Hamilton, Mackenzie [FB/PNT]	05:21	33-25	H 8	
ASSIST by Cooper, Casey	05:21			
	05:04			TURNOVR by Warden, Caroline
STEAL by Cooper, Casey	05:03			
MISSED JUMPER by Roach, Sydney	04:59			
REBOUND (OFF) by Brown, Allie	04:59			
MISSED JUMPER by Hamilton, Mackenzie	04:55			REBOUND (DEF) by Hensley, Makenzie
FOUL by Brown, Allie (P1T1)	04:31			MISSED FT SHOT by Warden, Caroline
	04:31			REBOUND (OFF) by (DEADBALL)
REBOUND (DEF) by Brown, Allie	04:31			MISSED FT SHOT by Warden, Caroline
MISSED 3 PTR by Monroe, Mattie	04:23			BLOCK by Coe, Jaycee
REBOUND (OFF) by (TEAM)	04:23			

TURNOVR by Monroe, Mattie	04:22			
	04:21			STEAL by Apple, Brooklyn
	04:13	33-27	H 6	GOOD! LAYUP by Warden, Caroline [PNT]
MISSED 3 PTR by Cooper, Casey	03:52			REBOUND (DEF) by Apple, Brooklyn
REBOUND (DEF) by Monroe, Mattie	03:29			MISSED JUMPER by Apple, Brooklyn
MISSED JUMPER by Monroe, Mattie	03:03			REBOUND (DEF) by Hensley, Makenzie
	02:51			MISSED 3 PTR by Coe, Jaycee
	02:51			REBOUND (OFF) by Warden, Caroline
FOUL by Hamilton, Mackenzie (P2T2)	02:50			
	02:42	33-29	H 4	GOOD! JUMPER by Coe, Jaycee
	02:42			ASSIST by Apple, Brooklyn
MISSED 3 PTR by Roach, Sydney	02:04			REBOUND (DEF) by Coe, Jaycee
FOUL by Roach, Sydney (P2T3)	01:56	33-30	H 3	GOOD! FT SHOT by Apple, Brooklyn
	01:56	33-31	H 2	GOOD! FT SHOT by Apple, Brooklyn
TURNOVR by Cooper, Casey	01:28			
	01:26			STEAL by Coe, Jaycee
REBOUND (DEF) by Monroe, Mattie	01:16			MISSED 3 PTR by Scantland, Hope
	01:13			FOUL by Hensley, Makenzie (P2T2)
GOOD! LAYUP by Hamilton, Mackenzie [PNT]	00:48	35-31	H 4	
	00:02			TURNOVR by Warden, Caroline
GOOD! 3 PTR by Roach, Sydney	00:01	38-31	H 7	

Clay County 38, Jackson County 31

4th PERIOD Play-by-Play (Page 1)

HOME TEAM: Clay County	TIME	SCORE	MAR	VISITORS: Jackson County
	07:49	38-33	H 5	GOOD! JUMPER by Apple, Brooklyn
	07:49			ASSIST by Warden, Caroline
GOOD! JUMPER by Cooper, Casey	07:33	40-33	H 7	
REBOUND (DEF) by Cooper, Casey	07:19			MISSED LAYUP by Warden, Caroline
MISSED 3 PTR by Hamilton, Mackenzie	06:41			
REBOUND (OFF) by Brown, Allie	06:41			
	06:39			FOUL by Coe, Jaycee (P2T3)
GOOD! JUMPER by Cooper, Casey [PNT]	06:35	42-33	H 9	
GOOD! FT SHOT by Cooper, Casey	06:35	43-33	H 10	FOUL by Coe, Jaycee (P3T4)

	06:22			TIMEOUT TEAM
	06:02			TURNOVR by Hensley, Makenzie
STEAL by Roach, Sydney	06:01			
GOOD! LAYUP by Hamilton, Mackenzie [FB/PNT]	05:58	45-33	H 12	
ASSIST by Roach, Sydney	05:58			
	05:45			TURNOVR by Warden, Caroline
GOOD! 3 PTR by Monroe, Mattie	05:29	48-33	H 15	
ASSIST by Cooper, Casey	05:29			
REBOUND (DEF) by Monroe, Mattie	05:15			MISSED 3 PTR by Coe, Jaycee
GOOD! LAYUP by Hamilton, Mackenzie [PNT]	05:07	50-33	H 17	
ASSIST by Roach, Sydney	05:07			
	04:53			MISSED LAYUP by Warden, Caroline
	04:53			REBOUND (OFF) by Hensley, Makenzie
	04:51			MISSED LAYUP by Hensley, Makenzie
	04:51			REBOUND (OFF) by Hensley, Makenzie
	04:48	50-35	H 15	GOOD! LAYUP by Hensley, Makenzie [PNT]
	03:57			FOUL by Scantland, Hope (P2T5)
	03:57			SUB IN : Pruett, Tiona
	03:57			SUB IN : Hall, Katie
	03:57			SUB OUT: Scantland, Hope
	03:57			SUB OUT: Warden, Caroline
	03:54			FOUL by Hall, Katie (P1T6)
MISSED FT SHOT by Roach, Sydney	03:49			FOUL by Hall, Katie (P2T7)
	03:49			REBOUND (DEF) by Coe, Jaycee
	03:49			SUB IN : Warden, Caroline
	03:49			SUB IN : Scantland, Hope
	03:49			SUB OUT: Pruett, Tiona
	03:49			SUB OUT: Hall, Katie
FOUL by Brown, Allie (P2T4)	03:34			
	03:33	50-36	H 14	GOOD! FT SHOT by Apple, Brooklyn
	03:33	50-37	H 13	GOOD! FT SHOT by Apple, Brooklyn
	03:33			SUB IN : Hall, Katie
	03:33			SUB IN : Norris, Chelsea
	03:33			SUB IN : Pruett, Tiona
	03:33			SUB OUT: Coe, Jaycee
	03:33			SUB OUT: Warden, Caroline

	03:33			SUB OUT: Scantland, Hope
GOOD! FT SHOT by Hamilton, Mackenzie	03:28	51-37	H 14	FOUL by Pruett, Tiona (P1T8)
GOOD! FT SHOT by Hamilton, Mackenzie	03:28	52-37	H 15	
	03:28			SUB IN : Scantland, Hope
	03:28			SUB IN : Warden, Caroline
	03:28			SUB IN : Coe, Jaycee
	03:28			SUB OUT: Hall, Katie
	03:28			SUB OUT: Norris, Chelsea
	03:28			SUB OUT: Pruett, Tiona
REBOUND (DEF) by Brown, Allie	03:20			MISSED JUMPER by Warden, Caroline
GOOD! FT SHOT by Brown, Allie	03:19	53-37	H 16	FOUL by Apple, Brooklyn (P3T9)
GOOD! FT SHOT by Brown, Allie	03:19	54-37	H 17	
REBOUND (DEF) by Monroe, Mattie	03:06			MISSED 3 PTR by Coe, Jaycee
MISSED FT SHOT by Hamilton, Mackenzie	03:00			FOUL by Coe, Jaycee (P4T10)
REBOUND (OFF) by (DEADBALL)	03:00			
GOOD! FT SHOT by Hamilton, Mackenzie	02:57	55-37	H 18	
REBOUND (DEF) by Cooper, Casey	02:51			MISSED 3 PTR by Coe, Jaycee
GOOD! FT SHOT by Cooper, Casey	02:48	56-37	H 19	FOUL by Scantland, Hope (P3T11)
MISSED FT SHOT by Cooper, Casey	02:48			REBOUND (DEF) by Coe, Jaycee
REBOUND (DEF) by Roach, Sydney	02:41			MISSED 3 PTR by Warden, Caroline
GOOD! FT SHOT by Monroe, Mattie	02:35	57-37	H 20	FOUL by Apple, Brooklyn (P4T12)
MISSED FT SHOT by Monroe, Mattie	02:35			REBOUND (DEF) by Ragland, Hannah
	02:29			MISSED 3 PTR by Warden, Caroline
	02:29			REBOUND (OFF) by Coe, Jaycee
	02:26	57-39	H 18	GOOD! JUMPER by Coe, Jaycee [PNT]
GOOD! FT SHOT by Hamilton, Mackenzie	02:04	58-39	H 19	FOUL by Warden, Caroline (P1T13)
GOOD! FT SHOT by Hamilton, Mackenzie	02:04	59-39	H 20	
REBOUND (DEF) by Cooper, Casey	01:54			MISSED 3 PTR by Warden, Caroline
MISSED FT SHOT by Hamilton, Mackenzie	01:25			FOUL by Warden, Caroline (P2T14)
REBOUND (OFF) by (DEADBALL)	01:25			
GOOD! FT SHOT by Hamilton, Mackenzie	01:25	60-39	H 21	
SUB IN : Richards, Ruby	01:25			SUB IN : Pruett, Tiona
SUB IN : Copas, Alesha	01:25			SUB IN : Ragland, Hannah
SUB IN : Ogletree, Hannah	01:25			SUB IN : Hall, Katie
SUB IN : Hatcher, Tess	01:25			SUB IN : Ellis, Brittany
SUB IN : Owens, Ashley	01:25			SUB IN : Norris, Chelsea
SUB OUT: Cooper, Casey	01:25			SUB OUT: Scantland, Hope

SUB OUT: Brown, Allie	01:25	SUB OUT: Apple, Brooklyn
SUB OUT: Hamilton, Mackenzie	01:25	SUB OUT: Hensley, Makenzie
SUB OUT: Roach, Sydney	01:25	SUB OUT: Warden, Caroline
SUB OUT: Monroe, Mattie	01:25	SUB OUT: Coe, Jaycee
MISSED JUMPER by Grace, Alex	01:20	REBOUND (DEF) by (TEAM)
MISSED 3 PTR by Owens, Ashley	00:44	
REBOUND (OFF) by Richards, Ruby	00:44	
TURNOVR by Richards, Ruby	00:41	STEAL by Pruett, Tiona
	00:37	TURNOVR by Pruett, Tiona
STEAL by Ogletree, Hannah	00:36	
SUB IN : Smith, Kennedy	00:34	
SUB IN : Copass, Chelsea	00:34	
SUB IN : Grace, Alex	00:34	
SUB IN : Copeland, Olivia	00:34	
SUB IN : Meadows, Kalona	00:34	
SUB OUT: Richards, Ruby	00:34	
SUB OUT: Copas, Alesha	00:34	
SUB OUT: Ogletree, Hannah	00:34	
SUB OUT: Hatcher, Tess	00:34	
SUB OUT: Owens, Ashley	00:34	
REBOUND (DEF) by Copass, Chelsea	00:31	MISSED 3 PTR by Pruett, Tiona
TURNOVR by Copeland, Olivia	00:24	
FOUL by Owens, Ashley (P1T5)	00:40	

Clay County 60, Jackson County 39

Official Basketball Box Score -- 1st Half

Jackson County vs Clay County

03/10/12 6:00 p.m. at Murfreesboro, Tenn. (Murphy Center)

VISITORS: Jackson County 29-7

##	Player Name	TOT-FG FG-FGA	3-PT FG-FGA	FT-FTA	REBOUNDS OF	DE	TOT	PF	TP	A	TO	BLK	S	MIN
05	Scantland, Hope..... *	0-1	0-1	0-0	0	1	1	1	0	0	1	0	0	16
24	Coe, Jaycee..... *	0-3	0-2	2-2	0	0	0	1	2	0	0	0	0	16
32	Warden, Caroline.... *	3-7	0-1	1-1	0	1	1	0	7	0	4	0	2	16
33	Apple, Brooklyn..... *	3-4	0-1	2-2	0	2	2	2	8	0	0	0	0	16
40	Hensley, Makenzie... *	0-2	0-0	3-4	2	1	3	0	3	1	1	0	0	16
12	Pruett, Tiona.....	0-0	0-0	0-0	0	0	0	0	0	0	0	0	0	0
21	Norris, Chelsea.....	0-0	0-0	0-0	0	0	0	0	0	0	0	0	0	0
22	Ellis, Brittany.....	0-0	0-0	0-0	0	0	0	0	0	0	0	0	0	0
23	Hall, Katie.....	0-0	0-0	0-0	0	0	0	0	0	0	0	0	0	0
30	Ragland, Hannah.....	0-0	0-0	0-0	0	0	0	0	0	0	0	0	0	0
	TEAM.....				1	1	2							
	Totals.....	6-17	0-5	8-9	3	6	9	4	20	1	6	0	2	80

TOTAL FG% 1st Half: 6-17 35.3%

3-Pt. FG% 1st Half: 0-5 0.0%

F Throw % 1st Half: 8-9 88.9%

HOME TEAM: Clay County 27-9

##	Player Name	TOT-FG FG-FGA	3-PT FG-FGA	FT-FTA	REBOUNDS OF	DE	TOT	PF	TP	A	TO	BLK	S	MIN
11	Roach, Sydney..... *	1-5	0-1	2-2	1	3	4	1	4	3	1	2	2	16

15 Hamilton, Mackenzie. *	3-5	0-1	0-0	1	1	2	1	6	3	0	0	0	16
20 Cooper, Casey..... *	0-3	0-1	3-4	3	3	6	3	3	1	0	1	0	13
22 Brown, Allie..... *	3-5	2-4	0-0	1	2	3	0	8	0	1	0	0	16
31 Monroe, Mattie..... *	2-3	1-2	0-0	0	0	0	1	5	0	1	0	1	8
10 Richards, Ruby.....	0-0	0-0	0-0	0	0	0	0	0	0	0	0	0	0
12 Smith, Kennedy.....	0-0	0-0	0-0	0	0	0	0	0	0	0	0	0	0
14 Copas, Alesha.....	0-0	0-0	0-0	0	0	0	0	0	0	0	0	0	0
21 Copass, Chelsea.....	0-0	0-0	0-0	0	0	0	0	0	0	0	0	0	0
23 Grace, Alex.....	0-0	0-0	0-0	0	0	0	0	0	0	0	0	0	0
24 Ogletree, Hannah....	0-1	0-1	0-0	0	0	0	1	0	0	2	0	1	8
30 Copeland, Olivia....	0-0	0-0	0-0	0	0	0	0	0	0	0	0	0	0
32 Owens, Ashley.....	0-0	0-0	0-0	0	0	0	0	0	0	0	0	0	0
35 Meadows, Kalona.....	0-0	0-0	0-0	0	0	0	0	0	0	0	0	0	0
55 Hatcher, Tess.....	0-0	0-0	0-0	0	0	0	0	0	0	0	0	0	3
TEAM.....				1		1							
Totals.....	9-22	3-10	5-6	7	9	16	7	26	7	5	3	4	80

TOTAL FG% 1st Half: 9-22 40.9%

3-Pt. FG% 1st Half: 3-10 30.0%

F Throw % 1st Half: 5-6 83.3%

Officials: Will Noe, Shanta Burton, Chuck Arnold

Technical fouls: Jackson County-None. Clay County-None.

Attendance:

Score by Periods	1st	2nd
Jackson County.....	11	9
Clay County.....	19	7

Claire Franklin-Summertown, Megan Kilburn-Summertown, Amber Fair-Union City Casey Cooper-Clay Co, Caroline Warden-Jackson Co., ***Sydney Roach-Clay Co (MVP), Mackenzie Hensley-Jackson Co, Jaycee Coe-Jackson Co, Allie Brown-Clay Co

Official Basketball Box Score -- 2nd Half

Jackson County vs Clay County

03/10/12 6:00 p.m. at Murfreesboro, Tenn. (Murphy Center)

VISITORS: Jackson County 29-7

##	Player Name	TOT-FG FG-FGA	3-PT FG-FGA	FT-FTA	REBOUNDS OF	DE	TOT	PF	TP	A	TO	BLK	S	MIN
05	Scantland, Hope..... *	0-1	0-1	0-0	0	1	1	2	0	1	0	0	0	14
24	Coe, Jaycee..... *	3-7	1-5	0-0	1	3	4	3	7	0	0	1	1	15
32	Warden, Caroline.... *	1-8	0-3	0-2	1	0	1	2	2	2	4	0	0	14
33	Apple, Brooklyn..... *	2-3	0-0	4-4	0	1	1	2	8	1	0	0	1	15
40	Hensley, Makenzie... *	1-2	0-0	0-0	2	3	5	2	2	0	1	0	0	15
12	Pruett, Tiona.....	0-1	0-1	0-0	0	0	0	1	0	0	1	0	1	1
21	Norris, Chelsea.....	0-0	0-0	0-0	0	0	0	0	0	0	0	0	0	2
22	Ellis, Brittany.....	0-0	0-0	0-0	0	0	0	0	0	0	0	0	0	1
23	Hall, Katie.....	0-0	0-0	0-0	0	0	0	2	0	0	0	0	0	2
30	Ragland, Hannah.....	0-0	0-0	0-0	0	1	1	0	0	0	0	0	0	1
	TEAM.....					1	1							
	Totals.....	7-22	1-10	4-6	4	10	14	14	19	4	6	1	3	80

TOTAL FG% 1st Half: 6-17 35.3% 2nd Half: 7-22 31.8% Game: 33.3%

3-Pt. FG% 1st Half: 0-5 0.0% 2nd Half: 1-10 10.0% Game: 6.7%

F Throw % 1st Half: 8-9 88.9% 2nd Half: 4-6 66.7% Game: 80.0%

HOME TEAM: Clay County 27-9

##	Player Name	TOT-FG FG-FGA	3-PT FG-FGA	FT-FTA	REBOUNDS OF	DE	TOT	PF	TP	A	TO	BLK	S	MIN
11	Roach, Sydney..... *	2-5	2-3	0-1	1	1	2	1	6	2	0	0	1	14

15 Hamilton, Mackenzie. *	4-7	0-2	6-8	0	0	0	1	14	0	0	0	0	14
20 Cooper, Casey..... *	3-4	0-1	2-3	0	4	4	0	8	2	1	0	1	14
22 Brown, Allie..... *	0-0	0-0	2-2	2	2	4	2	2	0	0	0	0	14
31 Monroe, Mattie..... *	1-4	1-3	1-2	0	4	4	0	4	0	1	0	1	15
10 Richards, Ruby.....	0-0	0-0	0-0	1	0	1	0	0	0	1	0	0	1
12 Smith, Kennedy.....	0-0	0-0	0-0	0	0	0	0	0	0	0	0	0	1
14 Copas, Alesha.....	0-0	0-0	0-0	0	0	0	0	0	0	0	0	0	1
21 Copass, Chelsea.....	0-0	0-0	0-0	0	1	1	0	0	0	0	0	0	1
23 Grace, Alex.....	0-1	0-0	0-0	0	0	0	0	0	0	0	0	0	1
24 Ogletree, Hannah....	0-0	0-0	0-0	0	0	0	0	0	0	0	0	1	1
30 Copeland, Olivia....	0-0	0-0	0-0	0	0	0	0	0	0	1	0	0	1
32 Owens, Ashley.....	0-1	0-1	0-0	0	0	0	1	0	0	0	0	0	1
35 Meadows, Kalona.....	0-0	0-0	0-0	0	0	0	0	0	0	0	0	0	1
55 Hatcher, Tess.....	0-0	0-0	0-0	0	0	0	0	0	0	0	0	0	1
TEAM.....				1		1							
Totals.....	10-22	3-10	11-16	5	12	17	5	34	4	4	0	4	81

TOTAL FG% 1st Half: 9-22 40.9% 2nd Half: 10-22 45.5% Game: 43.2%

3-Pt. FG% 1st Half: 3-10 30.0% 2nd Half: 3-10 30.0% Game: 30.0%

F Throw % 1st Half: 5-6 83.3% 2nd Half: 11-16 68.8% Game: 72.7%

Officials: Will Noe, Shanta Burton, Chuck Arnold

Technical fouls: Jackson County-None. Clay County-None.

Attendance:

Score by Periods	1st	2nd	3rd	4th
Jackson County.....	11	9	11	8
Clay County.....	19	7	12	22

Claire Franklin-Summertown, Megan Kilburn-Summertown, Amber Fair-Union City Casey Cooper-Clay Co, Caroline Warden-Jackson Co., ***Sydney Roach-Clay Co (MVP), Mackenzie Hensley-Jackson Co, Jaycee Coe-Jackson Co, Allie Brown-Clay Co

2004 Class A State Girls' Basketball Tournament

March 10 - March 13, 2004 · Middle Tennessee State University - Murfreesboro

Game 1
Wed. Mar. 10 11:00 AM

Clay Co. (26-9)	58
Perry Co. (28-5)	62

Game 2
Wed. Mar. 10 12:30 PM

Cosby (20-11)	43
Peabody (29-4)	68

Game 3
Wed. Mar. 10 2:00 PM

Unaka (25-6)	34
Clarkrange (26-8)	62

Game 4
Wed. Mar. 10 5:30 PM

Huntingdon (29-1)	56
Summertown (26-8)	40

Game 5
Fri. Mar. 12 11:00 AM

Perry Co.	51
Peabody	64

Game 6
Fri. Mar. 12 12:30 PM

Clarkrange	34
Huntingdon	31

Game 7
Sat. Mar. 13 3:00 PM

Peabody	37
Clarkrange	49

Clarkrange
STATE CHAMPION

Official Basketball Box Score -- GAME TOTALS -- FINAL STATISTICS
Perry County Vikings vs Clay County Lady Bulldogs
3/10/04 11:00 AM at Murfreesboro, TN

VISITORS: Perry County Vikings 29-5

##	Player Name		TOT-FG FG-FGA	3-PT FG-FGA	FT-FTA	REBOUNDS OF	DE	TOT	PF	TP	A	TO	BLK	S	MIN
20	Rhodes, Paige.....	*	0-2	0-0	2-4	0	2	2	4	2	1	5	0	2	28
21	Edney, Kristal.....	*	8-20	3-8	7-9	7	2	9	3	26	4	0	1	1	32
30	Gladden, Rachel.....	*	6-13	0-0	5-9	5	1	6	3	17	2	1	0	0	31
34	Weatherly, Alecia...	*	6-19	0-0	5-8	5	4	9	2	17	2	1	0	2	32
45	Dabbs, Autumn.....	*	0-0	0-0	0-0	0	1	1	1	0	0	3	0	0	15
10	Elkins, Brianna.....		0-0	0-0	0-0	0	1	1	0	0	1	0	0	0	7
24	Robbins, Allie.....		0-1	0-0	0-1	2	1	3	1	0	0	0	0	0	15
	TEAM.....					3	3	6							
	Totals.....		20-55	3-8	19-31	22	15	37	14	62	10	10	1	5	160

TOTAL FG% 1st Half: 13-27 48.1% 2nd Half: 7-28 25.0% Game: 36.4% DEADB
3-Pt. FG% 1st Half: 2-5 40.0% 2nd Half: 1-3 33.3% Game: 37.5% REBS
F Throw % 1st Half: 6-11 54.5% 2nd Half: 13-20 65.0% Game: 61.3% 5

HOME TEAM: Clay County Lady Bulldogs 26-10

##	Player Name		TOT-FG FG-FGA	3-PT FG-FGA	FT-FTA	REBOUNDS OF	DE	TOT	PF	TP	A	TO	BLK	S	MIN
12	Strong, Amber.....	*	2-7	1-2	2-3	0	5	5	2	7	2	3	3	1	32
22	Smith, Brooke.....	*	4-12	4-11	1-2	1	1	2	3	13	1	3	0	0	32
24	Watson, Megan.....	*	4-9	1-3	0-0	3	3	6	5	9	4	3	1	1	27
32	Rich, Stephanie.....	*	6-7	0-0	0-0	6	2	8	5	12	0	2	3	2	26
51	Herrmann, Pauli.....	*	6-12	0-1	4-5	1	6	7	4	16	1	4	0	0	32
10	Turner, Ashley.....		0-0	0-0	1-2	1	0	1	0	1	1	0	0	1	5
21	Williams, Tiarah....		0-0	0-0	0-0	0	1	1	2	0	0	0	0	0	6
23	Killmon, Sierra.....		0-0	0-0	0-0	0	0	0	0	0	0	1	0	0	0+
	TEAM.....					1	2	3				2			
	Totals.....		22-47	6-17	8-12	13	20	33	21	58	9	18	7	5	160

TOTAL FG% 1st Half: 14-27 51.9% 2nd Half: 8-20 40.0% Game: 46.8% DEADB
3-Pt. FG% 1st Half: 3-8 37.5% 2nd Half: 3-9 33.3% Game: 35.3% REBS
F Throw % 1st Half: 2-3 66.7% 2nd Half: 6-9 66.7% Game: 66.7% 1

Officials:
Technical fouls: Perry County Vikings-None. Clay County Lady Bulldogs-None.
Attendance:

Score by Periods	1st	2nd	3rd	4th		Total
Perry County Vikings.....	15	19	8	20	-	62
Clay County Lady Bulldogs.....	17	16	14	11	-	58

Play-By-Play
Perry County Vikings vs Clay County Lady Bulldogs
3/10/04 11:00 AM at Murfreesboro, TN
1st PERIOD Play-by-Play (Page 1)

HOME TEAM: Clay County Lady Bul	TIME	SCORE	MAR	VISITORS: Perry County Vikings
MISSED 3 PTR by Strong, Amber	07:44			
	07:44			REBOUND (DEF) by Weatherly, Alecia
	07:33			TURNOVR by Rhodes, Paige
	07:24			FOUL by Gladden, Rachel
MISSED 3 PTR by Smith, Brooke	07:20			
REBOUND (OFF) by Rich, Stephanie	07:20			
GOOD! LAYUP by Rich, Stephanie [PNT]	07:14	2-0	H 2	
	07:06			MISSED JUMPER by Edney, Kristal
	07:06			REBOUND (OFF) by Edney, Kristal
	07:03	2-2	T 1	GOOD! JUMPER by Edney, Kristal [PNT]
GOOD! 3 PTR by Watson, Megan	06:44	5-2	H 3	
ASSIST by Strong, Amber	06:44			
	06:31			TURNOVR by Rhodes, Paige
MISSED JUMPER by Strong, Amber	06:19			
	06:19			REBOUND (DEF) by Rhodes, Paige
	06:10			TURNOVR by Rhodes, Paige
STEAL by Strong, Amber	05:51			
TURNOVR by Strong, Amber	05:50			
	05:50			STEAL by Rhodes, Paige
FOUL by Strong, Amber	05:50			
	05:50			TURNOVR by Dabbs, Autumn
STEAL by Rich, Stephanie	05:36			
GOOD! 3 PTR by Smith, Brooke	05:30	8-2	H 6	
ASSIST by Watson, Megan	05:30			
FOUL by Rich, Stephanie	05:30			
	05:30	8-3	H 5	GOOD! FT SHOT by Weatherly, Alecia

	05:30	8-4	H 4	GOOD! FT SHOT by Weatherly, Alecia
MISSED 3 PTR by Watson, Megan	05:30			
REBOUND (OFF) by Rich, Stephanie	05:30			
GOOD! JUMPER by Rich, Stephanie [PNT]	05:26	10-4	H 6	
	05:10			MISSED JUMPER by Gladden, Rachel
REBOUND (DEF) by Strong, Amber	05:10			
MISSED JUMPER by Herrmann, Pauli	04:18			
	04:18			REBOUND (DEF) by Rhodes, Paige
FOUL by Herrmann, Pauli	04:01			
	03:54			TURNOVR by Dabbs, Autumn
STEAL by Rich, Stephanie	03:50			
MISSED JUMPER by Rich, Stephanie	03:35			
	03:35			REBOUND (DEF) by Weatherly, Alecia
	03:13			MISSED JUMPER by Rhodes, Paige
	03:13			REBOUND (OFF) by Weatherly, Alecia
	03:09	10-6	H 4	GOOD! LAYUP by Weatherly, Alecia [PNT]
GOOD! JUMPER by Watson, Megan	02:52	12-6	H 6	
ASSIST by Herrmann, Pauli	02:52			
	02:37			MISSED JUMPER by Weatherly, Alecia
BLOCK by Rich, Stephanie	02:37			
REBOUND (DEF) by Herrmann, Pauli	02:27			
	02:07			FOUL by Rhodes, Paige
MISSED FT SHOT by Smith, Brooke	02:07			
REBOUND (OFF) by (DEADBALL)	02:07			
GOOD! FT SHOT by Smith, Brooke	02:07	13-6	H 7	
	02:03			MISSED 3 PTR by Edney, Kristal
REBOUND (DEF) by Strong, Amber	02:03			
MISSED 3 PTR by Smith, Brooke	01:52			
REBOUND (OFF) by Rich, Stephanie	01:52			

1st PERIOD Play-by-Play (Page 2)

HOME TEAM: Clay County Lady Bul	TIME	SCORE	MAR	VISITORS: Perry County Vikings
GOOD! LAYUP by Rich, Stephanie [PNT]	01:46	15-6	H 9	
	01:39			MISSED JUMPER by Weatherly, Alecia
	01:39			REBOUND (OFF) by Gladden, Rachel
	01:38	15-8	H 7	GOOD! JUMPER by Weatherly, Alecia [PNT]
	01:38			ASSIST by Gladden, Rachel
MISSED JUMPER by Herrmann, Pauli	01:15			
	01:15			REBOUND (DEF) by Elkins, Brianna
FOUL by Watson, Megan	01:15			
	01:15			MISSED FT SHOT by Edney, Kristal
	01:15			REBOUND (OFF) by (DEADBALL)
	01:15			MISSED FT SHOT by Edney, Kristal
	01:15			REBOUND (OFF) by Gladden, Rachel
	01:12	15-10	H 5	GOOD! JUMPER by Gladden, Rachel [PNT]
FOUL by Watson, Megan	01:12			
	01:12	15-11	H 4	GOOD! FT SHOT by Gladden, Rachel
TURNOVR by (TEAM)	01:00			
	00:48			MISSED 3 PTR by Edney, Kristal
BLOCK by Watson, Megan	00:48			
	00:48			REBOUND (OFF) by (TEAM)
FOUL by Strong, Amber	00:45			
	00:45	15-12	H 3	GOOD! FT SHOT by Weatherly, Alecia
	00:45	15-13	H 2	GOOD! FT SHOT by Weatherly, Alecia
GOOD! LAYUP by Herrmann, Pauli [PNT]	00:30	17-13	H 4	
	00:17	17-15	H 2	GOOD! JUMPER by Gladden, Rachel [PNT]
	00:17			ASSIST by Weatherly, Alecia
MISSED LAYUP by Smith, Brooke	00:04			
	00:04			REBOUND (DEF) by (TEAM)
	00:00			MISSED 3 PTR by Edney, Kristal
REBOUND (DEF) by (TEAM)	00:00			

Clay County Lady Bulldogs 17, Perry County Vikings 15

2nd PERIOD Play-by-Play (Page 1)

HOME TEAM: Clay County Lady Bul	TIME	SCORE	MAR	VISITORS: Perry County Vikings
TURNOVR by Herrmann, Pauli	07:51			
	07:50			STEAL by Weatherly, Alecia
	07:45			MISSED JUMPER by Weatherly, Alecia
	07:45			REBOUND (OFF) by Gladden, Rachel
	07:41			MISSED JUMPER by Gladden, Rachel
	07:41			REBOUND (OFF) by Edney, Kristal
	07:36	17-17	T 2	GOOD! JUMPER by Edney, Kristal [PNT]
MISSED JUMPER by Watson, Megan	07:12			
REBOUND (OFF) by Rich, Stephanie	07:12			
GOOD! LAYUP by Rich, Stephanie [PNT]	07:09	19-17	H 2	
	06:48	19-19	T 3	GOOD! JUMPER by Gladden, Rachel [PNT]
	06:48			ASSIST by Edney, Kristal
MISSED 3 PTR by Smith, Brooke	06:32			
REBOUND (OFF) by Watson, Megan	06:32			
GOOD! LAYUP by Herrmann, Pauli [PNT]	06:25	21-19	H 2	
ASSIST by Watson, Megan	06:25			
	06:14	21-21	T 4	GOOD! JUMPER by Weatherly, Alecia [PNT]
GOOD! LAYUP by Rich, Stephanie [PNT]	05:40	23-21	H 2	

ASSIST by Watson, Megan	05:40			
	05:21	23-24	V 1	GOOD! 3 PTR by Edney, Kristal
	05:21			ASSIST by Rhodes, Paige
TURNOVR by Watson, Megan	05:11			
	05:09			STEAL by Rhodes, Paige
FOUL by Watson, Megan	05:08			
TIMEOUT 30sec	05:08			
	05:08	23-25	V 2	GOOD! FT SHOT by Rhodes, Paige
	05:08			MISSED FT SHOT by Rhodes, Paige
REBOUND (DEF) by Herrmann, Pauli	05:08			
MISSED JUMPER by Herrmann, Pauli	04:49			
	04:49			BLOCK by Edney, Kristal
REBOUND (OFF) by Herrmann, Pauli	04:47			
GOOD! LAYUP by Herrmann, Pauli [PNT]	04:44	25-25	T 5	
	04:42			FOUL by Gladden, Rachel
GOOD! FT SHOT by Herrmann, Pauli	04:42	26-25	H 1	
	04:18	26-27	V 1	GOOD! JUMPER by Edney, Kristal [PNT]
MISSED JUMPER by Strong, Amber	03:56			
REBOUND (OFF) by (TEAM)	03:56			
GOOD! JUMPER by Herrmann, Pauli	03:51	28-27	H 1	
ASSIST by Smith, Brooke	03:51			
	03:32			MISSED JUMPER by Weatherly, Alecia
BLOCK by Rich, Stephanie	03:32			
REBOUND (DEF) by Watson, Megan	03:31			
TURNOVR by Watson, Megan	03:19			
	02:43			MISSED JUMPER by Robbins, Allie
	02:43			REBOUND (OFF) by Edney, Kristal
	02:40	28-30	V 2	GOOD! 3 PTR by Edney, Kristal
TURNOVR by (TEAM)	02:23			
	02:08			MISSED JUMPER by Weatherly, Alecia
	02:08			REBOUND (OFF) by Weatherly, Alecia
FOUL by Herrmann, Pauli	02:04			
	02:04			MISSED FT SHOT by Weatherly, Alecia
	02:04			REBOUND (OFF) by (DEADBALL)
TIMEOUT 30sec	02:04			
	02:04			MISSED FT SHOT by Weatherly, Alecia
	02:04			REBOUND (OFF) by (TEAM)

2nd PERIOD Play-by-Play (Page 2)

HOME TEAM: Clay County Lady Bul	TIME	SCORE	MAR	VISITORS: Perry County Vikings
	01:31	28-32	V 4	GOOD! LAYUP by Weatherly, Alecia [PNT]
	01:31			ASSIST by Edney, Kristal
GOOD! LAYUP by Herrmann, Pauli [PNT]	01:15	30-32	V 2	
	01:04	30-34	V 4	GOOD! JUMPER by Edney, Kristal [PNT]
	00:54			FOUL by Weatherly, Alecia
	00:51			FOUL by Robbins, Allie
GOOD! 3 PTR by Smith, Brooke	00:27	33-34	V 1	
ASSIST by Strong, Amber	00:27			
	00:00			MISSED JUMPER by Edney, Kristal
REBOUND (DEF) by Watson, Megan	00:00			

Perry County Vikings 34, Clay County Lady Bulldogs 33

3rd PERIOD Play-by-Play (Page 1)

HOME TEAM: Clay County Lady Bul	TIME	SCORE	MAR	VISITORS: Perry County Vikings
	07:43	33-36	V 3	GOOD! LAYUP by Gladden, Rachel [PNT]
	07:43			ASSIST by Weatherly, Alecia
MISSED 3 PTR by Smith, Brooke	07:22			
REBOUND (OFF) by Watson, Megan	07:22			
GOOD! JUMPER by Watson, Megan	07:18	35-36	V 1	
	06:59	35-38	V 3	GOOD! LAYUP by Gladden, Rachel [PNT]
	06:59			ASSIST by Edney, Kristal
MISSED 3 PTR by Watson, Megan	06:32			
REBOUND (OFF) by Rich, Stephanie	06:32			
MISSED JUMPER by Watson, Megan	06:09			
	06:09			REBOUND (DEF) by Gladden, Rachel
	05:33			MISSED JUMPER by Weatherly, Alecia
	05:33			REBOUND (OFF) by Edney, Kristal
	05:28	35-40	V 5	GOOD! LAYUP by Gladden, Rachel [PNT]
	05:28			ASSIST by Edney, Kristal
GOOD! JUMPER by Herrmann, Pauli [PNT]	05:13	37-40	V 3	
TIMEOUT TEAM	05:08			
	04:54			TURNOVR by Dabbs, Autumn
STEAL by Watson, Megan	04:52			
	04:40			FOUL by Rhodes, Paige
GOOD! FT SHOT by Herrmann, Pauli	04:40	38-40	V 2	
MISSED FT SHOT by Herrmann, Pauli	04:40			
	04:40			REBOUND (DEF) by Edney, Kristal
	04:29			FOUL by Gladden, Rachel
	04:29			TURNOVR by Gladden, Rachel
TURNOVR by Herrmann, Pauli	04:25			
	04:22			MISSED JUMPER by Gladden, Rachel
REBOUND (DEF) by Strong, Amber	04:22			
GOOD! 3 PTR by Smith, Brooke	03:54	41-40	H 1	

ASSIST by Watson, Megan	03:54			
	03:40			MISSED JUMPER by Rhodes, Paige
REBOUND (DEF) by Herrmann, Pauli	03:40			
MISSED 3 PTR by Smith, Brooke	03:21			
	03:21			REBOUND (DEF) by Dabbs, Autumn
FOUL by Rich, Stephanie	03:06			
	02:56			TURNOVR by Rhodes, Paige
	02:50			FOUL by Dabbs, Autumn
GOOD! FT SHOT by Herrmann, Pauli	02:50	42-40	H 2	
GOOD! FT SHOT by Herrmann, Pauli	02:50	43-40	H 3	
	02:34			MISSED JUMPER by Edney, Kristal
	02:34			REBOUND (OFF) by Edney, Kristal
	02:29			MISSED JUMPER by Edney, Kristal
	02:29			REBOUND (OFF) by (TEAM)
	02:11			MISSED JUMPER by Weatherly, Alecia
BLOCK by Rich, Stephanie	02:11			
REBOUND (DEF) by Rich, Stephanie	02:10			
MISSED JUMPER by Watson, Megan	01:44			
REBOUND (OFF) by Watson, Megan	01:44			
GOOD! JUMPER by Watson, Megan [PNT]	01:42	45-40	H 5	
	01:25			MISSED JUMPER by Gladden, Rachel
REBOUND (DEF) by Strong, Amber	01:25			
MISSED JUMPER by Herrmann, Pauli	01:15			
	01:15			REBOUND (DEF) by (TEAM)
	00:59			MISSED JUMPER by Weatherly, Alecia
REBOUND (DEF) by Herrmann, Pauli	00:59			

3rd PERIOD Play-by-Play (Page 2)

HOME TEAM: Clay County Lady Bul	TIME	SCORE	MAR	VISITORS: Perry County Vikings
	00:52			FOUL by Weatherly, Alecia
TURNOVR by Strong, Amber	00:44			
FOUL by Rich, Stephanie	00:40			
	00:40	45-41	H 4	GOOD! FT SHOT by Gladden, Rachel
	00:40	45-42	H 3	GOOD! FT SHOT by Gladden, Rachel
TURNOVR by Killmon, Sierra	00:39			
	00:33			MISSED 3 PTR by Edney, Kristal
REBOUND (DEF) by Smith, Brooke	00:33			
	00:28			FOUL by Edney, Kristal
	00:28			FOUL by Rhodes, Paige
MISSED JUMPER by Herrmann, Pauli	00:16			
REBOUND (OFF) by Rich, Stephanie	00:16			
GOOD! LAYUP by Rich, Stephanie [PNT]	00:10	47-42	H 5	
	00:00			MISSED 3 PTR by Edney, Kristal
REBOUND (DEF) by (TEAM)	00:00			

Clay County Lady Bulldogs 47, Perry County Vikings 42

4th PERIOD Play-by-Play (Page 1)

HOME TEAM: Clay County Lady Bul	TIME	SCORE	MAR	VISITORS: Perry County Vikings
FOUL by Rich, Stephanie	07:46			
TURNOVR by Rich, Stephanie	07:46			
	07:33			MISSED JUMPER by Weatherly, Alecia
REBOUND (DEF) by Watson, Megan	07:33			
	07:23			FOUL by Rhodes, Paige
GOOD! FT SHOT by Strong, Amber	07:23	48-42	H 6	
GOOD! FT SHOT by Strong, Amber	07:23	49-42	H 7	
	07:16	49-44	H 5	GOOD! JUMPER by Edney, Kristal [PNT]
FOUL by Smith, Brooke	07:16			
	07:16	49-45	H 4	GOOD! FT SHOT by Edney, Kristal
TURNOVR by Watson, Megan	07:08			
FOUL by Watson, Megan	06:51			
	06:51			MISSED FT SHOT by Gladden, Rachel
	06:51			REBOUND (OFF) by (DEADBALL)
	06:51	49-46	H 3	GOOD! FT SHOT by Gladden, Rachel
MISSED JUMPER by Strong, Amber	06:45			
	06:45			REBOUND (DEF) by Robbins, Allie
	06:33			MISSED JUMPER by Edney, Kristal
	06:33			REBOUND (OFF) by Weatherly, Alecia
	06:27	49-48	H 1	GOOD! LAYUP by Weatherly, Alecia [PNT]
TURNOVR by Strong, Amber	06:17			
	06:15			STEAL by Weatherly, Alecia
	06:05	49-50	V 1	GOOD! JUMPER by Weatherly, Alecia [PNT]
	06:05			ASSIST by Elkins, Brianna
GOOD! 3 PTR by Smith, Brooke	05:51	52-50	H 2	
TIMEOUT TEAM	05:49			
	05:36			MISSED JUMPER by Weatherly, Alecia
	05:36			REBOUND (OFF) by Gladden, Rachel
	05:33			MISSED JUMPER by Gladden, Rachel
BLOCK by Strong, Amber	05:33			
	05:31			REBOUND (OFF) by Robbins, Allie
	05:21			MISSED JUMPER by Edney, Kristal
	05:21			REBOUND (OFF) by Weatherly, Alecia
	05:21			MISSED JUMPER by Weatherly, Alecia
REBOUND (DEF) by Rich, Stephanie	05:21			

TURNOVR by Rich, Stephanie	05:20			
FOUL by Rich, Stephanie	05:08			
	04:57	52-51	H 1	GOOD! FT SHOT by Weatherly, Alecia
	04:57			MISSED FT SHOT by Weatherly, Alecia
	04:57			REBOUND (OFF) by Gladden, Rachel
	04:57			MISSED JUMPER by Gladden, Rachel
	04:57			REBOUND (OFF) by Robbins, Allie
FOUL by Watson, Megan	04:55			
	04:43			MISSED FT SHOT by Gladden, Rachel
	04:43			REBOUND (OFF) by (DEADBALL)
	04:43			MISSED FT SHOT by Gladden, Rachel
REBOUND (DEF) by Herrmann, Pauli	04:43			
TURNOVR by Herrmann, Pauli	04:38			
	04:30			MISSED JUMPER by Weatherly, Alecia
BLOCK by Strong, Amber	04:30			
REBOUND (DEF) by Williams, Tiarah	04:22			
	04:21			FOUL by Edney, Kristal
GOOD! FT SHOT by Turner, Ashley	04:21	53-51	H 2	
MISSED FT SHOT by Turner, Ashley	04:21			
	04:21			REBOUND (DEF) by Weatherly, Alecia

4th PERIOD Play-by-Play (Page 2)

HOME TEAM: Clay County Lady Bul	TIME	SCORE	MAR	VISITORS: Perry County Vikings
	04:14			MISSED JUMPER by Edney, Kristal
BLOCK by Strong, Amber	04:14			
	04:09			REBOUND (OFF) by Edney, Kristal
	04:09			MISSED JUMPER by Gladden, Rachel
	04:09			REBOUND (OFF) by Weatherly, Alecia
	03:57			MISSED JUMPER by Weatherly, Alecia
	03:57			REBOUND (OFF) by Edney, Kristal
	03:57			TURNOVR by Weatherly, Alecia
STEAL by Turner, Ashley	03:57			
TURNOVR by Smith, Brooke	03:05			
TIMEOUT TEAM	02:57			
FOUL by Williams, Tiarah	02:50			
	02:50	53-52	H 1	GOOD! FT SHOT by Edney, Kristal
	02:50	53-53	T 6	GOOD! FT SHOT by Edney, Kristal
GOOD! JUMPER by Strong, Amber	02:21	55-53	H 2	
	02:06			TURNOVR by Rhodes, Paige
	02:05			FOUL by Edney, Kristal
MISSED FT SHOT by Strong, Amber	02:05			
	02:05			REBOUND (DEF) by Weatherly, Alecia
	01:57	55-56	V 1	GOOD! 3 PTR by Edney, Kristal
	01:57			ASSIST by Gladden, Rachel
MISSED 3 PTR by Smith, Brooke	01:39			
REBOUND (OFF) by Smith, Brooke	01:28			
FOUL by Herrmann, Pauli	01:20			
TURNOVR by Herrmann, Pauli	01:20			
	01:18			MISSED FT SHOT by Robbins, Allie
REBOUND (DEF) by Strong, Amber	01:18			
TURNOVR by Smith, Brooke	00:59			
FOUL by Herrmann, Pauli	00:48			
	00:48			MISSED FT SHOT by Rhodes, Paige
	00:48			REBOUND (OFF) by (DEADBALL)
	00:48	55-57	V 2	GOOD! FT SHOT by Rhodes, Paige
TURNOVR by Smith, Brooke	00:42			
	00:37			STEAL by Edney, Kristal
FOUL by Smith, Brooke	00:36			
	00:36	55-58	V 3	GOOD! FT SHOT by Edney, Kristal
	00:36	55-59	V 4	GOOD! FT SHOT by Edney, Kristal
MISSED JUMPER by Strong, Amber	00:30			
	00:30			REBOUND (DEF) by Edney, Kristal
FOUL by Smith, Brooke	00:22			
	00:22	55-60	V 5	GOOD! FT SHOT by Edney, Kristal
	00:22	55-61	V 6	GOOD! FT SHOT by Edney, Kristal
MISSED 3 PTR by Smith, Brooke	00:19			
REBOUND (OFF) by Turner, Ashley	00:19			
GOOD! 3 PTR by Strong, Amber	00:10	58-61	V 3	
ASSIST by Turner, Ashley	00:10			
TIMEOUT TEAM	00:08			
FOUL by Williams, Tiarah	00:04			
	00:04	58-62	V 4	GOOD! FT SHOT by Gladden, Rachel
	00:04			TIMEOUT 30sec
	00:04			MISSED FT SHOT by Gladden, Rachel
REBOUND (DEF) by Herrmann, Pauli	00:04			
MISSED 3 PTR by Herrmann, Pauli	00:00			
	00:00			REBOUND (DEF) by (TEAM)

Perry County Vikings 62, Clay County Lady Bulldogs 58

2002 Class A State Girls' Basketball Tournament

March 6 - March 9, 2002 · Middle Tennessee State University - Murfreesboro

Game 1
Wed. Mar. 6 10:00 AM

Ezell-Harding (26-3)	59
Friendship Christian (31-2)	36

Game 2
Wed. Mar. 6 11:30 AM

Cloudland (26-7)	43
USJ (29-4)	56

Game 3
Wed. Mar. 6 1:00 PM

Celina (28-4)	47
FRA (29-5)	45

Game 4
Wed. Mar. 6 2:30 PM

Oneida (21-13)	38
Peabody (27-4)	45

Game 5
Fri. Mar. 8 11:30 AM

Ezell-Harding	67
USJ	32

Game 6
Fri. Mar. 8 1:00 PM

Celina	53
Peabody	38

Game 7
Sat. Mar. 9 3:00 PM

Ezell-Harding	53
Celina	38

Ezell-Harding
STATE CHAMPION

Official Basketball Box Score -- GAME TOTALS -- FINAL STATISTICS
Franklin Road Panthers vs Celina Buldogs
03-06-02 1:00 PM at MURFREESBORO, TN

VISITORS: Franklin Road Panthers 29-6

##	Player Name		TOT-FG FG-FGA	3-PT FG-FGA	FT-FTA	REBOUNDS OF	DE	TOT	PF	TP	A	TO	BLK	S	MIN
14	STREET, Michelle....	*	2-5	0-1	2-3	2	4	6	1	6	1	7	0	2	32
22	PIKE, Veronica.....	*	9-14	0-0	6-12	7	12	19	4	24	0	3	1	1	32
24	COTHROM, Rachel.....	*	0-9	0-6	0-0	0	0	0	0	0	2	4	0	1	13
32	STEDMAN, Tobin.....	*	3-9	0-3	2-2	4	5	9	2	8	0	3	2	2	32
50	PEARSON, Lauren.....	*	2-5	0-0	3-4	5	1	6	5	7	0	0	3	0	29
30	CHENGER, Jacquelyn..		0-0	0-0	0-0	0	0	0	0	0	0	1	0	0	0
34	BLACK, Anna.....		0-8	0-4	0-0	2	1	3	1	0	3	0	1	1	22
44	Keene, Alison.....		0-0	0-0	0-0	0	1	1	0	0	0	0	0	0	0+
	TEAM.....						3	3							
	Totals.....		16-50	0-14	13-21	20	27	47	13	45	6	18	7	7	160

TOTAL FG% 1st Half: 5-27 18.5% 2nd Half: 11-23 47.8% Game: 32.0% DEADB
3-Pt. FG% 1st Half: 0-10 0.0% 2nd Half: 0-4 0.0% Game: 0.0% REBS
F Throw % 1st Half: 7-11 63.6% 2nd Half: 6-10 60.0% Game: 61.9% 3

HOME TEAM: Celina Buldogs 29-4

##	Player Name		TOT-FG FG-FGA	3-PT FG-FGA	FT-FTA	REBOUNDS OF	DE	TOT	PF	TP	A	TO	BLK	S	MIN
15	WALKER, Mallory.....	*	0-2	0-2	0-0	0	1	1	3	0	1	1	0	1	18
30	WALKER, Britany.....	*	3-13	0-0	2-2	4	7	11	1	8	1	5	0	1	29
31	WRIGHT, Holly.....	*	6-17	0-0	2-2	3	1	4	4	14	2	1	0	1	27
44	PLUMLEE, Melanie....	*	0-3	0-1	1-2	0	1	1	3	1	1	3	0	4	23
55	DONALDSON, Deanna...	*	4-8	1-4	6-7	0	3	3	2	15	3	1	0	2	30
11	HAMILTON, Megan.....		1-5	1-2	0-0	1	1	2	4	3	1	0	0	0	13
12	STRONG, Amber.....		1-3	0-0	2-2	1	3	4	1	4	1	1	1	3	13
22	SMITH, Brooke.....		0-0	0-0	0-0	0	0	0	0	0	0	0	0	1	0
51	PONDEXTER, Keshia...		1-2	0-0	0-0	0	0	0	0	2	0	0	0	0	8
	TEAM.....					3	2	5							
	Totals.....		16-53	2-9	13-15	12	19	31	18	47	10	12	1	13	161

TOTAL FG% 1st Half: 8-29 27.6% 2nd Half: 8-24 33.3% Game: 30.2% DEADB
3-Pt. FG% 1st Half: 1-6 16.7% 2nd Half: 1-3 33.3% Game: 22.2% REBS
F Throw % 1st Half: 1-1 100 % 2nd Half: 12-14 85.7% Game: 86.7% 0

Officials:
Technical fouls: Franklin Road Panthers-None. Celina Buldogs-None.
Attendance:

Score by Periods	1st	2nd	3rd	4th		Total
Franklin Road Panthers.....	12	5	16	12	-	45
Celina Buldogs.....	7	11	13	16	-	47

Play-By-Play
Franklin Road Panthers vs Celina Buldogs
03-06-02 1:00 PM at MURFREESBORO, TN

1st PERIOD Play-by-Play (Page 1)

HOME TEAM: Celina Buldogs	TIME	SCORE	MAR	VISITORS: Franklin Road Panthe
	07:49			MISSED JUMPER by PIKE, Veronica
REBOUND (DEF) by (TEAM)	07:49			
MISSED JUMPER by WRIGHT, Holly	07:33			
	07:33			REBOUND (DEF) by Keene, Alison
	06:49			TURNOVR by CHENGER, Jacquelyn
STEAL by SMITH, Brooke	06:47			
	06:24			MISSED 3 PTR by COTHROM, Rachel
	06:24			REBOUND (OFF) by STEDMAN, Tobin
	06:18			MISSED JUMPER by STEDMAN, Tobin
	06:18			REBOUND (OFF) by PIKE, Veronica
	06:14	0-2	V 2	GOOD! JUMPER by PIKE, Veronica
MISSED JUMPER by WRIGHT, Holly	06:04			
REBOUND (OFF) by WRIGHT, Holly	06:04			
GOOD! JUMPER by WRIGHT, Holly	06:00	2-2	T 1	
FOUL by WALKER, Mallory	05:46			
	05:46	2-3	V 1	GOOD! FT SHOT by STREET, Michelle
	05:46	2-4	V 2	GOOD! FT SHOT by STREET, Michelle
MISSED 3 PTR by DONALDSON, Deanna	05:25			
	05:25			REBOUND (DEF) by STEDMAN, Tobin
FOUL by PLUMLEE, Melanie	05:08			
	05:08	2-5	V 3	GOOD! FT SHOT by STEDMAN, Tobin
	05:08	2-6	V 4	GOOD! FT SHOT by STEDMAN, Tobin
MISSED JUMPER by WALKER, Britany	05:00			
	05:00			BLOCK by PEARSON, Lauren
	04:56			REBOUND (DEF) by PIKE, Veronica
	04:40			MISSED JUMPER by STEDMAN, Tobin
REBOUND (DEF) by WALKER, Mallory	04:40			
MISSED 3 PTR by WALKER, Mallory	04:25			
	04:25			REBOUND (DEF) by (TEAM)
	04:16			TURNOVR by COTHROM, Rachel
STEAL by WALKER, Mallory	04:15			
GOOD! JUMPER by DONALDSON, Deanna	04:15	4-6	V 2	
ASSIST by WALKER, Mallory	04:15			
	04:15			FOUL by STREET, Michelle
GOOD! FT SHOT by DONALDSON, Deanna	04:15	5-6	V 1	
	04:01			MISSED 3 PTR by COTHROM, Rachel
REBOUND (DEF) by PLUMLEE, Melanie	04:01			
MISSED JUMPER by WRIGHT, Holly	03:44			
	03:44			REBOUND (DEF) by STREET, Michelle
	03:27			MISSED 3 PTR by COTHROM, Rachel
	03:27			REBOUND (OFF) by PIKE, Veronica
	03:22	5-8	V 3	GOOD! JUMPER by PIKE, Veronica
GOOD! JUMPER by WRIGHT, Holly	03:06	7-8	V 1	
ASSIST by PLUMLEE, Melanie	03:06			
	02:51	7-10	V 3	GOOD! JUMPER by PIKE, Veronica
	02:51			ASSIST by COTHROM, Rachel
TURNOVR by DONALDSON, Deanna	02:34			
	02:25			TURNOVR by STEDMAN, Tobin
STEAL by PLUMLEE, Melanie	02:24			
MISSED JUMPER by WRIGHT, Holly	02:13			
	02:13			REBOUND (DEF) by STEDMAN, Tobin
	01:59			MISSED JUMPER by PIKE, Veronica
REBOUND (DEF) by WALKER, Britany	01:59			
	01:57			FOUL by PIKE, Veronica
TURNOVR by WALKER, Britany	01:45			
FOUL by WRIGHT, Holly	01:34			

1st PERIOD Play-by-Play (Page 2)

HOME TEAM: Celina Buldogs	TIME	SCORE	MAR	VISITORS: Franklin Road Panthe
	01:26			TURNOVR by COTHROM, Rachel

STEAL by PLUMLEE, Melanie	01:26			
MISSED JUMPER by PLUMLEE, Melanie	01:04			
	01:04			REBOUND (DEF) by BLACK, Anna
	00:51			MISSED 3 PTR by BLACK, Anna
	00:51			REBOUND (OFF) by BLACK, Anna
	00:48			MISSED JUMPER by BLACK, Anna
	00:48			REBOUND (OFF) by STEDMAN, Tobin
	00:44	7-12	V 5	GOOD! JUMPER by STEDMAN, Tobin
TURNOVR by WALKER, Britany	00:30			
	00:24			STEAL by COTHROM, Rachel
	00:21			TURNOVR by COTHROM, Rachel
STEAL by DONALDSON, Deanna	00:19			
MISSED JUMPER by WRIGHT, Holly	00:18			
	00:18			BLOCK by STEDMAN, Tobin
	00:14			REBOUND (DEF) by STEDMAN, Tobin
	00:09			TURNOVR by STREET, Michelle
STEAL by DONALDSON, Deanna	00:07			
MISSED JUMPER by WRIGHT, Holly	00:01			
	00:01			REBOUND (DEF) by PIKE, Veronica

Franklin Road Panthers 12, Celina Buldogs 7

2nd PERIOD Play-by-Play (Page 1)

HOME TEAM: Celina Buldogs	TIME	SCORE	MAR	VISITORS: Franklin Road Panthe
	07:52			TURNOVR by STREET, Michelle
MISSED JUMPER by WALKER, Britany	07:42			
	07:42			REBOUND (DEF) by PIKE, Veronica
	07:33			MISSED JUMPER by COTHROM, Rachel
	07:33			REBOUND (OFF) by BLACK, Anna
	07:26			MISSED 3 PTR by COTHROM, Rachel
	07:26			REBOUND (OFF) by PIKE, Veronica
FOUL by WALKER, Mallory	07:22			
	07:22			MISSED FT SHOT by PIKE, Veronica
	07:22			REBOUND (OFF) by (DEADBALL)
	07:22			MISSED FT SHOT by PIKE, Veronica
REBOUND (DEF) by HAMILTON, Megan	07:22			
MISSED JUMPER by HAMILTON, Megan	07:21			
REBOUND (OFF) by HAMILTON, Megan	07:21			
MISSED JUMPER by STRONG, Amber	07:15			
	07:15			REBOUND (DEF) by PIKE, Veronica
	07:07			MISSED 3 PTR by BLACK, Anna
REBOUND (DEF) by STRONG, Amber	07:07			
GOOD! 3 PTR by HAMILTON, Megan	06:53	10-12	V 2	
ASSIST by DONALDSON, Deanna	06:53			
	06:34			MISSED 3 PTR by STEDMAN, Tobin
	06:34			REBOUND (OFF) by PEARSON, Lauren
	06:31			MISSED JUMPER by PEARSON, Lauren
	06:31			REBOUND (OFF) by PEARSON, Lauren
	06:27	10-14	V 4	GOOD! JUMPER by PEARSON, Lauren
MISSED 3 PTR by HAMILTON, Megan	06:18			
	06:18			BLOCK by BLACK, Anna
REBOUND (OFF) by (TEAM)	06:15			
GOOD! JUMPER by WRIGHT, Holly	06:01	12-14	V 2	
ASSIST by HAMILTON, Megan	06:01			
FOUL by HAMILTON, Megan	05:41			
	05:25			TURNOVR by STREET, Michelle
STEAL by STRONG, Amber	05:24			
MISSED 3 PTR by DONALDSON, Deanna	05:16			
REBOUND (OFF) by WRIGHT, Holly	05:16			
GOOD! JUMPER by PONDEXTER, Keshia	05:03	14-14	T 2	
ASSIST by DONALDSON, Deanna	05:03			
FOUL by DONALDSON, Deanna	04:46			
	04:31			TURNOVR by PIKE, Veronica
STEAL by STRONG, Amber	04:29			
MISSED JUMPER by PONDEXTER, Keshia	04:15			
	04:15			REBOUND (DEF) by PIKE, Veronica

	04:10			TIMEOUT TEAM
	03:52			MISSED 3 PTR by STREET, Michelle
	03:52			REBOUND (OFF) by PIKE, Veronica
	03:48			MISSED JUMPER by PIKE, Veronica
BLOCK by STRONG, Amber	03:48			
	03:45			REBOUND (OFF) by STREET, Michelle
	03:42			MISSED JUMPER by STREET, Michelle
	03:42			REBOUND (OFF) by PEARSON, Lauren
	03:39			MISSED JUMPER by PEARSON, Lauren
REBOUND (DEF) by STRONG, Amber	03:39			
MISSED JUMPER by WALKER, Britany	03:29			
	03:29			REBOUND (DEF) by STREET, Michelle
	03:14			MISSED 3 PTR by BLACK, Anna
	03:14			REBOUND (OFF) by STREET, Michelle

2nd PERIOD Play-by-Play (Page 2)

HOME TEAM: Celina Buldogs	TIME	SCORE	MAR	VISITORS: Franklin Road Panthe
FOUL by HAMILTON, Megan	03:12			
	03:12			MISSED FT SHOT by STREET, Michelle
REBOUND (DEF) by WALKER, Britany	03:12			
MISSED 3 PTR by PLUMLEE, Melanie	02:58			
REBOUND (OFF) by WALKER, Britany	02:58			
MISSED JUMPER by STRONG, Amber	02:49			
REBOUND (OFF) by STRONG, Amber	02:49			
GOOD! JUMPER by STRONG, Amber	02:45	16-14	H 2	
	02:38			MISSED JUMPER by COTHROM, Rachel
REBOUND (DEF) by WALKER, Britany	02:38			
MISSED JUMPER by DONALDSON, Deanna	02:24			
REBOUND (OFF) by WRIGHT, Holly	02:24			
GOOD! JUMPER by WALKER, Britany	02:09	18-14	H 4	
ASSIST by WRIGHT, Holly	02:09			
FOUL by WRIGHT, Holly	01:49			
	01:49	18-15	H 3	GOOD! FT SHOT by PEARSON, Lauren
	01:49	18-16	H 2	GOOD! FT SHOT by PEARSON, Lauren
MISSED JUMPER by WALKER, Britany	01:31			
	01:31			REBOUND (DEF) by STEDMAN, Tobin
	01:17			TURNOVR by PIKE, Veronica
STEAL by STRONG, Amber	01:17			
TURNOVR by STRONG, Amber	01:17			
	01:14			MISSED 3 PTR by STEDMAN, Tobin
REBOUND (DEF) by WALKER, Britany	01:14			
	01:13			FOUL by PEARSON, Lauren
TURNOVR by PLUMLEE, Melanie	00:51			
	00:45			MISSED JUMPER by PIKE, Veronica
REBOUND (DEF) by STRONG, Amber	00:45			
TURNOVR by PLUMLEE, Melanie	00:11			
	00:10			STEAL by STEDMAN, Tobin
FOUL by STRONG, Amber	00:00			
	00:00	18-17	H 1	GOOD! FT SHOT by PIKE, Veronica
	00:00			MISSED FT SHOT by PIKE, Veronica
REBOUND (DEF) by WALKER, Britany	00:00			

Celina Buldogs 18, Franklin Road Panthers 17

3rd PERIOD Play-by-Play (Page 1)

HOME TEAM: Celina Buldogs	TIME	SCORE	MAR	VISITORS: Franklin Road Panthe
	07:52	18-19	V 1	GOOD! JUMPER by PIKE, Veronica
	07:52			ASSIST by COTHROM, Rachel
MISSED JUMPER by WALKER, Britany	07:38			
	07:38			REBOUND (DEF) by PIKE, Veronica
	07:29			TURNOVR by STREET, Michelle
GOOD! JUMPER by WRIGHT, Holly	07:18	20-19	H 1	
FOUL by WALKER, Mallory	06:57			
	06:57	20-20	T 3	GOOD! FT SHOT by PIKE, Veronica
	06:57	20-21	V 1	GOOD! FT SHOT by PIKE, Veronica
	06:45			FOUL by PIKE, Veronica

GOOD! FT SHOT by WRIGHT, Holly	06:45	21-21	T 4	
GOOD! FT SHOT by WRIGHT, Holly	06:45	22-21	H 1	
	06:40			TURNOVR by STREET, Michelle
GOOD! JUMPER by DONALDSON, Deanna	06:20	24-21	H 3	
	06:02	24-23	H 1	GOOD! JUMPER by STREET, Michelle
TURNOVR by WALKER, Britany	05:48			
	05:46			STEAL by STEDMAN, Tobin
	05:42			TURNOVR by COTHROM, Rachel
TURNOVR by PLUMLEE, Melanie	05:33			
	05:31			STEAL by STREET, Michelle
	05:29	24-25	V 1	GOOD! JUMPER by STREET, Michelle
MISSED JUMPER by WRIGHT, Holly	05:09			
	05:09			REBOUND (DEF) by PEARSON, Lauren
	04:59			MISSED 3 PTR by COTHROM, Rachel
	04:59			REBOUND (OFF) by STEDMAN, Tobin
	04:54			MISSED 3 PTR by STEDMAN, Tobin
REBOUND (DEF) by (TEAM)	04:54			
GOOD! JUMPER by WRIGHT, Holly	04:39	26-25	H 1	
ASSIST by DONALDSON, Deanna	04:39			
	04:26			MISSED JUMPER by COTHROM, Rachel
REBOUND (DEF) by WALKER, Britany	04:26			
MISSED JUMPER by WRIGHT, Holly	04:10			
REBOUND (OFF) by WALKER, Britany	04:10			
MISSED JUMPER by WALKER, Britany	04:07			
	04:07			REBOUND (DEF) by STREET, Michelle
	03:59			MISSED 3 PTR by COTHROM, Rachel
	03:59			REBOUND (OFF) by PEARSON, Lauren
FOUL by PLUMLEE, Melanie	03:54			
	03:53	26-27	V 1	GOOD! JUMPER by PIKE, Veronica
	03:53			ASSIST by STREET, Michelle
MISSED JUMPER by WALKER, Britany	03:38			
	03:38			BLOCK by PIKE, Veronica
REBOUND (OFF) by (TEAM)	03:37			
	03:37			FOUL by PEARSON, Lauren
GOOD! FT SHOT by WALKER, Britany	03:37	27-27	T 5	
GOOD! FT SHOT by WALKER, Britany	03:37	28-27	H 1	
	03:26			MISSED JUMPER by PEARSON, Lauren
	03:26			REBOUND (OFF) by PIKE, Veronica
	03:23	28-29	V 1	GOOD! JUMPER by PIKE, Veronica
	03:21			TIMEOUT 30sec
MISSED JUMPER by WRIGHT, Holly	02:51			
	02:51			BLOCK by PEARSON, Lauren
	02:49			REBOUND (DEF) by STEDMAN, Tobin
	02:43			MISSED JUMPER by BLACK, Anna
	02:43			REBOUND (OFF) by PEARSON, Lauren
FOUL by WRIGHT, Holly	02:39			

3rd PERIOD Play-by-Play (Page 2)

HOME TEAM: Celina Buldogs	TIME	SCORE	MAR	VISITORS: Franklin Road Panthe
	02:39			MISSED FT SHOT by PEARSON, Lauren
	02:39			REBOUND (OFF) by (DEADBALL)
	02:39	28-30	V 2	GOOD! FT SHOT by PEARSON, Lauren
	02:17			FOUL by PEARSON, Lauren
MISSED JUMPER by WRIGHT, Holly	02:16			
	02:16			REBOUND (DEF) by PIKE, Veronica
FOUL by HAMILTON, Megan	02:05			
	01:59			FOUL by PIKE, Veronica
	01:59			TURNOVR by PIKE, Veronica
MISSED JUMPER by WRIGHT, Holly	01:47			
	01:47			REBOUND (DEF) by (TEAM)
	01:38			TURNOVR by STEDMAN, Tobin
STEAL by WRIGHT, Holly	01:36			
GOOD! 3 PTR by DONALDSON, Deanna	01:28	31-30	H 1	
ASSIST by STRONG, Amber	01:28			
	01:07			MISSED JUMPER by STEDMAN, Tobin
	01:07			REBOUND (OFF) by PIKE, Veronica
	01:04	31-32	V 1	GOOD! JUMPER by PIKE, Veronica

TURNOVR by WRIGHT, Holly	00:47			
	00:46			STEAL by STREET, Michelle
	00:32			MISSED JUMPER by PIKE, Veronica
	00:32			REBOUND (OFF) by PIKE, Veronica
FOUL by WRIGHT, Holly	00:30			
	00:30			MISSED FT SHOT by PIKE, Veronica
	00:30			REBOUND (OFF) by (DEADBALL)
	00:30	31-33	V 2	GOOD! FT SHOT by PIKE, Veronica
TURNOVR by WALKER, Mallory	00:06			
MISSED JUMPER by WALKER, Britany	00:00			
	00:00			BLOCK by PEARSON, Lauren
REBOUND (OFF) by WALKER, Britany	00:00			
MISSED JUMPER by WALKER, Britany	00:00			
	00:00			REBOUND (DEF) by STREET, Michelle

Franklin Road Panthers 33, Celina Buldogs 31

4th PERIOD Play-by-Play (Page 1)

HOME TEAM: Celina Buldogs	TIME	SCORE	MAR	VISITORS: Franklin Road Panthe
MISSED 3 PTR by WALKER, Mallory	07:56			
	07:56			REBOUND (DEF) by PIKE, Veronica
FOUL by DONALDSON, Deanna	07:49			
	07:39			TURNOVR by STREET, Michelle
STEAL by WALKER, Britany	07:38			
GOOD! JUMPER by DONALDSON, Deanna	07:35	33-33	T 6	
ASSIST by WALKER, Britany	07:35			
	07:08	33-35	V 2	GOOD! JUMPER by PIKE, Veronica
	07:08			ASSIST by BLACK, Anna
MISSED 3 PTR by DONALDSON, Deanna	06:48			
	06:48			REBOUND (DEF) by PIKE, Veronica
	06:25	33-37	V 4	GOOD! JUMPER by STEDMAN, Tobin
TIMEOUT TEAM	06:14			
MISSED JUMPER by HAMILTON, Megan	06:07			
	06:07			BLOCK by STEDMAN, Tobin
REBOUND (OFF) by WALKER, Britany	06:05			
GOOD! JUMPER by WALKER, Britany	06:03	35-37	V 2	
FOUL by HAMILTON, Megan	05:52			
	05:52			MISSED FT SHOT by PIKE, Veronica
REBOUND (DEF) by WALKER, Britany	05:52			
TURNOVR by WALKER, Britany	05:48			
	05:47			STEAL by BLACK, Anna
	05:21			TURNOVR by STEDMAN, Tobin
STEAL by PLUMLEE, Melanie	05:20			
	05:17			FOUL by STEDMAN, Tobin
GOOD! FT SHOT by PLUMLEE, Melanie	05:17	36-37	V 1	
MISSED FT SHOT by PLUMLEE, Melanie	05:17			
	05:17			REBOUND (DEF) by PIKE, Veronica
	05:17	36-39	V 3	GOOD! JUMPER by PIKE, Veronica
	05:17			ASSIST by BLACK, Anna
	05:09			FOUL by PIKE, Veronica
	05:04			FOUL by STEDMAN, Tobin
GOOD! FT SHOT by DONALDSON, Deanna	05:04	37-39	V 2	
MISSED FT SHOT by DONALDSON, Deanna	04:53			
	04:53			REBOUND (DEF) by PIKE, Veronica
	04:33			MISSED JUMPER by BLACK, Anna
	04:33			REBOUND (OFF) by STEDMAN, Tobin
	04:30	37-41	V 4	GOOD! JUMPER by STEDMAN, Tobin
MISSED JUMPER by WALKER, Britany	04:06			
	04:06			REBOUND (DEF) by PIKE, Veronica
FOUL by PLUMLEE, Melanie	04:01			
	03:57			TIMEOUT 30sec
	03:57			MISSED FT SHOT by PIKE, Veronica
REBOUND (DEF) by DONALDSON, Deanna	03:57			
	03:56			FOUL by PEARSON, Lauren
GOOD! FT SHOT by STRONG, Amber	03:44	38-41	V 3	
GOOD! FT SHOT by STRONG, Amber	03:37	39-41	V 2	

	03:06			MISSED JUMPER by STREET, Michelle
REBOUND (DEF) by DONALDSON, Deanna	03:06			
MISSED JUMPER by HAMILTON, Megan	02:58			
REBOUND (OFF) by (TEAM)	02:58			
TIMEOUT 30sec	02:56			
TURNOVR by WALKER, Britany	02:46			
	02:44			STEAL by PIKE, Veronica
	02:25			MISSED JUMPER by BLACK, Anna
REBOUND (DEF) by DONALDSON, Deanna	02:25			

4th PERIOD Play-by-Play (Page 2)

HOME TEAM: Celina Buldogs	TIME	SCORE	MAR	VISITORS: Franklin Road Panthe
	02:22			FOUL by BLACK, Anna
GOOD! FT SHOT by DONALDSON, Deanna	02:22	40-41	V 1	
GOOD! FT SHOT by DONALDSON, Deanna	02:22	41-41	T 7	
	02:06			TIMEOUT TEAM
	02:01			MISSED 3 PTR by BLACK, Anna
REBOUND (DEF) by WRIGHT, Holly	02:01			
GOOD! JUMPER by WALKER, Britany	01:40	43-41	H 2	
ASSIST by WRIGHT, Holly	01:40			
	01:27	43-43	T 8	GOOD! JUMPER by PEARSON, Lauren
	01:27			ASSIST by BLACK, Anna
GOOD! JUMPER by WRIGHT, Holly	01:07	45-43	H 2	
FOUL by WALKER, Britany	00:53			
	00:53	45-44	H 1	GOOD! FT SHOT by PIKE, Veronica
	00:53	45-45	T 9	GOOD! FT SHOT by PIKE, Veronica
TIMEOUT TEAM	00:15			
TIMEOUT TEAM	00:04			
	00:04			FOUL by PEARSON, Lauren
GOOD! FT SHOT by DONALDSON, Deanna	00:04	46-45	H 1	
GOOD! FT SHOT by DONALDSON, Deanna	00:04	47-45	H 2	
	00:04			TIMEOUT TEAM
	00:02			TURNOVR by STREET, Michelle
STEAL by PLUMLEE, Melanie	00:01			
MISSED JUMPER by PLUMLEE, Melanie	00:00			
	00:00			REBOUND (DEF) by (TEAM)

Celina Buldogs 47, Franklin Road Panthers 45

Official Basketball Box Score -- GAME TOTALS -- FINAL STATISTICS
Peabody Lady Tide vs Celina Buldogs
03-08-02 1:00 PM at MURFREESBORO, TN

VISITORS: Peabody Lady Tide 28-5

##	Player Name		TOT-FG FG-FGA	3-PT FG-FGA	FT-FTA	REBOUNDS OF	DE	TOT	PF	TP	A	TO	BLK	S	MIN
00	WELLS, Jessica.....	*	2-4	0-0	0-0	0	1	1	0	4	0	2	0	1	13
13	HOWELL, Erka.....	*	0-5	0-5	1-2	2	2	4	2	1	0	1	0	2	24
25	JORDAN, Latoya.....	*	4-8	0-1	0-0	0	2	2	2	8	0	1	0	1	23
30	HOWARD, Dani.....	*	5-15	0-0	2-3	2	5	7	3	12	1	1	1	1	24
41	INGRAM, Jana.....	*	0-2	0-0	0-0	0	0	0	0	0	1	2	0	0	7
05	BOBBITT, Jessica....		0-0	0-0	2-2	0	2	2	1	2	1	0	0	0	5
10	WALLSMITH, PAIGE....		0-0	0-0	0-0	0	0	0	0	0	0	0	1	0	1
11	STURDIVANT, Brandy..		1-4	0-0	2-2	2	1	3	0	4	0	4	0	1	16
14	ANDERSON, Felicia...		0-0	0-0	0-0	0	0	0	1	0	0	0	0	0	2
15	JONES, Jeri.....		0-1	0-1	0-0	0	0	0	2	0	0	0	0	0	9
22	BARNETT, Danielle...		0-6	0-2	2-3	0	1	1	1	2	1	1	0	2	18
34	SIMPSON, Jennifer...		0-3	0-1	1-2	1	1	2	0	1	0	0	0	2	4
44	LONG, Tanika.....		0-1	0-1	0-0	1	1	2	2	0	0	1	0	0	2
45	FORD, Jessica.....		2-5	0-1	0-0	1	0	1	2	4	0	0	0	0	12
	TEAM.....					1		1				1			
	Totals.....		14-54	0-12	10-14	10	16	26	16	38	4	14	2	10	160

TOTAL FG% 1st Half: 7-21 33.3% 2nd Half: 7-33 21.2% Game: 25.9% DEADB
3-Pt. FG% 1st Half: 0-1 0.0% 2nd Half: 0-11 0.0% Game: 0.0% REBS
F Throw % 1st Half: 4-6 66.7% 2nd Half: 6-8 75.0% Game: 71.4% 2

HOME TEAM: Celina Buldogs 30-4

##	Player Name		TOT-FG FG-FGA	3-PT FG-FGA	FT-FTA	REBOUNDS OF	DE	TOT	PF	TP	A	TO	BLK	S	MIN
11	HAMILTON, Megan.....	*	2-6	1-4	0-0	1	2	3	1	5	1	2	0	1	22
30	WALKER, Britany.....	*	3-6	0-0	2-4	3	6	9	1	8	2	3	2	2	28
31	WRIGHT, Holly.....	*	9-12	0-0	1-2	0	6	6	1	19	1	3	1	1	26
44	PLUMLEE, Melanie....	*	0-1	0-0	2-4	0	1	1	4	2	4	4	0	2	20
55	DONALDSON, Deanna...	*	2-5	0-1	8-11	0	5	5	2	12	3	1	0	3	27
10	KIFFE, Muriel.....		0-0	0-0	0-0	0	1	1	0	0	0	0	0	0	1
12	STRONG, Amber.....		0-0	0-0	0-0	0	1	1	0	0	1	1	0	0	5
15	WALKER, Mallory.....		1-2	1-2	1-1	0	5	5	2	4	3	2	0	0	18
20	MCLERRAN, Casey.....		0-0	0-0	0-0	0	0	0	0	0	0	1	0	1	0+
21	POINDEXTER, Kela....		0-0	0-0	0-0	0	0	0	0	0	0	1	0	0	1
22	SMITH, Brooke.....		0-0	0-0	0-0	0	0	0	0	0	0	0	0	0	1
33	EADS, Ashley.....		0-0	0-0	0-0	0	0	0	0	0	0	0	0	0	1
41	ROBERTS, AMEILA.....		0-0	0-0	0-0	0	0	0	0	0	0	0	0	0	1
51	PONDEXTER, Keshia...		1-2	0-0	1-2	1	3	4	0	3	0	0	0	1	8
52	HERRMANN, Pauli.....		0-2	0-0	0-0	0	0	0	1	0	0	0	0	0	1
	TEAM.....					1	1	2				3			
	Totals.....		18-36	2-7	15-24	6	31	37	12	53	15	21	3	11	160

TOTAL FG% 1st Half: 9-18 50.0% 2nd Half: 9-18 50.0% Game: 50.0% DEADB
3-Pt. FG% 1st Half: 1-4 25.0% 2nd Half: 1-3 33.3% Game: 28.6% REBS
F Throw % 1st Half: 8-13 61.5% 2nd Half: 7-11 63.6% Game: 62.5% 6

Officials:
Technical fouls: Peabody Lady Tide-None. Celina Buldogs-None.
Attendance:

Score by Periods	1st	2nd	3rd	4th		Total
Peabody Lady Tide.....	9	9	14	6	-	38
Celina Buldogs.....	14	13	15	11	-	53

Play-By-Play
Peabody Lady Tide vs Celina Buldogs
03-08-02 1:00 PM at MURFREESBORO, TN

1st PERIOD Play-by-Play (Page 1)

HOME TEAM: Celina Buldogs	TIME	SCORE	MAR	VISITORS: Peabody Lady Tide
	07:49	0-2	V 2	GOOD! JUMPER by JORDAN, Latoya
	07:49			ASSIST by INGRAM, Jana
TURNOVR by WRIGHT, Holly	07:32			
	07:31			STEAL by WELLS, Jessica
	07:23			TURNOVR by WELLS, Jessica
STEAL by HAMILTON, Megan	07:23			
GOOD! JUMPER by WRIGHT, Holly	07:09	2-2	T 1	
ASSIST by DONALDSON, Deanna	07:09			
FOUL by HAMILTON, Megan	07:01			
	06:47			MISSED JUMPER by INGRAM, Jana
REBOUND (DEF) by WRIGHT, Holly	06:47			
MISSED JUMPER by PLUMLEE, Melanie	06:38			
	06:38			REBOUND (DEF) by HOWARD, Dani
	06:25	2-4	V 2	GOOD! JUMPER by HOWARD, Dani
GOOD! JUMPER by WALKER, Britany	06:13	4-4	T 2	
ASSIST by DONALDSON, Deanna	06:13			
	05:57			TURNOVR by INGRAM, Jana
STEAL by DONALDSON, Deanna	05:55			
GOOD! JUMPER by WRIGHT, Holly	05:43	6-4	H 2	
ASSIST by PLUMLEE, Melanie	05:43			
	05:29			MISSED JUMPER by INGRAM, Jana
REBOUND (DEF) by DONALDSON, Deanna	05:29			
GOOD! JUMPER by WRIGHT, Holly	05:20	8-4	H 4	
ASSIST by WALKER, Britany	05:20			
	05:07			TURNOVR by WELLS, Jessica
	04:52			FOUL by JONES, Jeri
MISSED FT SHOT by DONALDSON, Deanna	04:48			
REBOUND (OFF) by (DEADBALL)	04:48			
GOOD! FT SHOT by DONALDSON, Deanna	04:48	9-4	H 5	
FOUL by WALKER, Britany	04:34			
	04:34			MISSED FT SHOT by SIMPSON, Jennifer
	04:34			REBOUND (OFF) by (DEADBALL)
	04:34	9-5	H 4	GOOD! FT SHOT by SIMPSON, Jennifer
MISSED JUMPER by HAMILTON, Megan	04:24			
	04:24			REBOUND (DEF) by BOBBITT, Jessica
	03:52	9-7	H 2	GOOD! JUMPER by FORD, Jessica
	03:52			ASSIST by BARNETT, Danielle
	03:24			FOUL by BOBBITT, Jessica
MISSED FT SHOT by DONALDSON, Deanna	03:24			
REBOUND (OFF) by (DEADBALL)	03:24			
GOOD! FT SHOT by DONALDSON, Deanna	03:24	10-7	H 3	
	03:09			MISSED JUMPER by HOWARD, Dani
REBOUND (DEF) by DONALDSON, Deanna	03:09			
MISSED 3 PTR by HAMILTON, Megan	02:58			
	02:58			REBOUND (DEF) by STURDIVANT, Brandy
	02:50			TURNOVR by BARNETT, Danielle
	02:34			FOUL by HOWELL, Erka
MISSED FT SHOT by PLUMLEE, Melanie	02:34			
REBOUND (OFF) by (DEADBALL)	02:34			
GOOD! FT SHOT by PLUMLEE, Melanie	02:34	11-7	H 4	
	02:18			TURNOVR by JORDAN, Latoya
STEAL by WALKER, Britany	02:17			
GOOD! 3 PTR by WALKER, Mallory	01:59	14-7	H 7	
ASSIST by WALKER, Britany	01:59			
	01:29			MISSED 3 PTR by HOWELL, Erka
	01:29			REBOUND (OFF) by HOWARD, Dani

1st PERIOD Play-by-Play (Page 2)

HOME TEAM: Celina Buldogs	TIME	SCORE	MAR	VISITORS: Peabody Lady Tide
	01:15			MISSED JUMPER by HOWARD, Dani

REBOUND (DEF) by DONALDSON, Deanna	01:15			
TURNOVR by PLUMLEE, Melanie	00:59			
	00:47			TIMEOUT TEAM
	00:47	14-9	H 5	GOOD! JUMPER by HOWARD, Dani
TURNOVR by WRIGHT, Holly	00:23			
	00:09			MISSED JUMPER by HOWARD, Dani
	00:09			REBOUND (OFF) by STURDIVANT, Brandy
	00:00			TURNOVR by STURDIVANT, Brandy
STEAL by PLUMLEE, Melanie	00:00			

Celina Buldogs 14, Peabody Lady Tide 9

2nd PERIOD Play-by-Play (Page 1)

HOME TEAM: Celina Buldogs	TIME	SCORE	MAR	VISITORS: Peabody Lady Tide
FOUL by WALKER, Mallory	07:45			
	07:37	14-10	H 4	GOOD! FT SHOT by HOWARD, Dani
	07:28	14-11	H 3	GOOD! FT SHOT by HOWARD, Dani
MISSED JUMPER by WALKER, Britany	07:21			
	07:21			REBOUND (DEF) by HOWARD, Dani
	07:06	14-13	H 1	GOOD! JUMPER by FORD, Jessica
MISSED JUMPER by WRIGHT, Holly	06:47			
	06:47			REBOUND (DEF) by JORDAN, Latoya
	06:31			MISSED JUMPER by BARNETT, Danielle
REBOUND (DEF) by STRONG, Amber	06:31			
MISSED JUMPER by WRIGHT, Holly	06:16			
REBOUND (OFF) by WALKER, Britany	06:16			
	06:13			FOUL by BARNETT, Danielle
MISSED FT SHOT by WALKER, Britany	06:13			
REBOUND (OFF) by (DEADBALL)	06:13			
GOOD! FT SHOT by WALKER, Britany	06:13	15-13	H 2	
	06:08			TURNOVR by HOWARD, Dani
STEAL by WALKER, Britany	06:07			
TURNOVR by WALKER, Britany	06:03			
	05:57			TURNOVR by INGRAM, Jana
STEAL by DONALDSON, Deanna	05:57			
GOOD! JUMPER by DONALDSON, Deanna	05:57	17-13	H 4	
	05:46			MISSED JUMPER by HOWARD, Dani
REBOUND (DEF) by DONALDSON, Deanna	05:46			
MISSED 3 PTR by WALKER, Mallory	05:29			
	05:29			REBOUND (DEF) by HOWARD, Dani
	05:05			MISSED JUMPER by HOWARD, Dani
REBOUND (DEF) by PONDEXTER, Keshia	05:05			
	04:51			FOUL by HOWARD, Dani
GOOD! FT SHOT by WALKER, Mallory	04:38	18-13	H 5	
	04:25			TURNOVR by HOWELL, Erka
STEAL by PONDEXTER, Keshia	04:24			
GOOD! JUMPER by WALKER, Britany	04:15	20-13	H 7	
ASSIST by WALKER, Mallory	04:15			
TURNOVR by (TEAM)	04:07			
	03:55			MISSED JUMPER by SIMPSON, Jennifer
BLOCK by WALKER, Britany	03:55			
REBOUND (DEF) by PONDEXTER, Keshia	03:53			
MISSED 3 PTR by HAMILTON, Megan	03:27			
REBOUND (OFF) by WALKER, Britany	03:27			
MISSED JUMPER by WALKER, Britany	03:17			
	03:17			REBOUND (DEF) by HOWELL, Erka
	02:47			MISSED JUMPER by WELLS, Jessica
REBOUND (DEF) by PONDEXTER, Keshia	02:47			
	02:45			FOUL by HOWARD, Dani
TIMEOUT TEAM	02:45			
TURNOVR by PLUMLEE, Melanie	02:28			
	02:27			STEAL by HOWELL, Erka
FOUL by PLUMLEE, Melanie	02:26			
	02:26			MISSED FT SHOT by HOWELL, Erka
	02:26			REBOUND (OFF) by (DEADBALL)
	02:26	20-14	H 6	GOOD! FT SHOT by HOWELL, Erka

GOOD! JUMPER by PONDEXTER, Keshia	02:13	22-14	H 8	
ASSIST by WRIGHT, Holly	02:13			
	01:54			MISSED JUMPER by STURDIVANT, Brandy
REBOUND (DEF) by HAMILTON, Megan	01:54			

2nd PERIOD Play-by-Play (Page 2)

HOME TEAM: Celina Buldogs	TIME	SCORE	MAR	VISITORS: Peabody Lady Tide
TURNOVR by HAMILTON, Megan	01:46			
	01:45			STEAL by JORDAN, Latoya
	01:39	22-16	H 6	GOOD! JUMPER by JORDAN, Latoya
TURNOVR by (TEAM)	01:25			
	01:25			MISSED JUMPER by BARNETT, Danielle
REBOUND (DEF) by PLUMLEE, Melanie	01:25			
	01:20			FOUL by FORD, Jessica
GOOD! FT SHOT by PLUMLEE, Melanie	01:07	23-16	H 7	
MISSED FT SHOT by PLUMLEE, Melanie	01:04			
	01:04			REBOUND (DEF) by JORDAN, Latoya
	00:49			MISSED JUMPER by BARNETT, Danielle
REBOUND (DEF) by WRIGHT, Holly	00:49			
	00:36			FOUL by FORD, Jessica
GOOD! FT SHOT by DONALDSON, Deanna	00:36	24-16	H 8	
GOOD! FT SHOT by DONALDSON, Deanna	00:36	25-16	H 9	
	00:23	25-18	H 7	GOOD! JUMPER by JORDAN, Latoya
	00:23			ASSIST by BOBBITT, Jessica
GOOD! JUMPER by WRIGHT, Holly	00:04	27-18	H 9	
ASSIST by PLUMLEE, Melanie	00:04			

Celina Buldogs 27, Peabody Lady Tide 18

3rd PERIOD Play-by-Play (Page 1)

HOME TEAM: Celina Buldogs	TIME	SCORE	MAR	VISITORS: Peabody Lady Tide
MISSED JUMPER by WALKER, Britany	07:43			
	07:43			BLOCK by HOWARD, Dani
REBOUND (OFF) by WALKER, Britany	07:41			
MISSED JUMPER by DONALDSON, Deanna	07:37			
	07:37			REBOUND (DEF) by WELLS, Jessica
	07:26	27-20	H 7	GOOD! JUMPER by WELLS, Jessica
	07:12			FOUL by JORDAN, Latoya
GOOD! FT SHOT by DONALDSON, Deanna	07:12	28-20	H 8	
GOOD! FT SHOT by DONALDSON, Deanna	07:12	29-20	H 9	
	07:02			MISSED JUMPER by HOWARD, Dani
	07:02			REBOUND (OFF) by HOWELL, Erka
	06:54			MISSED 3 PTR by HOWELL, Erka
REBOUND (DEF) by DONALDSON, Deanna	06:54			
GOOD! JUMPER by HAMILTON, Megan	06:42	31-20	H 11	
	06:25			MISSED 3 PTR by JONES, Jeri
REBOUND (DEF) by WALKER, Britany	06:25			
	06:22			FOUL by HOWARD, Dani
GOOD! JUMPER by WRIGHT, Holly	06:01	33-20	H 13	
ASSIST by PLUMLEE, Melanie	06:01			
	05:54			TIMEOUT 30sec
	05:45	33-22	H 11	GOOD! JUMPER by HOWARD, Dani
FOUL by PLUMLEE, Melanie	05:44			
	05:44			MISSED FT SHOT by HOWARD, Dani
REBOUND (DEF) by WRIGHT, Holly	05:44			
GOOD! JUMPER by WALKER, Britany	05:33	35-22	H 13	
ASSIST by PLUMLEE, Melanie	05:33			
FOUL by PLUMLEE, Melanie	05:08			
	05:08	35-23	H 12	GOOD! FT SHOT by BARNETT, Danielle
	05:08	35-24	H 11	GOOD! FT SHOT by BARNETT, Danielle
TURNOVR by DONALDSON, Deanna	05:06			
	05:04			STEAL by BARNETT, Danielle
	05:03			MISSED JUMPER by BARNETT, Danielle
REBOUND (DEF) by WALKER, Britany	05:03			
FOUL by WALKER, Mallory	04:53			
TURNOVR by WALKER, Mallory	04:53			

	04:49			MISSED JUMPER by JORDAN, Latoya
REBOUND (DEF) by HAMILTON, Megan	04:49			
MISSED JUMPER by DONALDSON, Deanna	04:27			
REBOUND (OFF) by HAMILTON, Megan	04:27			
TURNOVR by WALKER, Britany	04:19			
	04:17			STEAL by STURDIVANT, Brandy
	04:06			MISSED JUMPER by JORDAN, Latoya
REBOUND (DEF) by WRIGHT, Holly	04:06			
	03:45			FOUL by ANDERSON, Felicia
	03:43			FOUL by JORDAN, Latoya
MISSED FT SHOT by WRIGHT, Holly	03:43			
REBOUND (OFF) by (DEADBALL)	03:43			
GOOD! FT SHOT by WRIGHT, Holly	03:43	36-24	H 12	
FOUL by DONALDSON, Deanna	03:20			
	03:20	36-25	H 11	GOOD! FT SHOT by STURDIVANT, Brandy
	03:20	36-26	H 10	GOOD! FT SHOT by STURDIVANT, Brandy
GOOD! JUMPER by WRIGHT, Holly	03:03	38-26	H 12	
ASSIST by STRONG, Amber	03:03			
	02:52	38-28	H 10	GOOD! JUMPER by WELLS, Jessica
TURNOVR by (TEAM)	02:44			
	02:38			MISSED JUMPER by HOWARD, Dani

3rd PERIOD Play-by-Play (Page 2)

HOME TEAM: Celina Buldogs	TIME	SCORE	MAR	VISITORS: Peabody Lady Tide
REBOUND (DEF) by WALKER, Mallory	02:38			
TURNOVR by STRONG, Amber	02:28			
	02:27			STEAL by BARNETT, Danielle
FOUL by WRIGHT, Holly	02:27			
	02:05	38-30	H 8	GOOD! JUMPER by STURDIVANT, Brandy
MISSED 3 PTR by DONALDSON, Deanna	01:48			
	01:48			REBOUND (DEF) by BARNETT, Danielle
FOUL by DONALDSON, Deanna	01:19			
	01:14			TURNOVR by STURDIVANT, Brandy
STEAL by DONALDSON, Deanna	01:13			
GOOD! JUMPER by DONALDSON, Deanna	01:04	40-30	H 10	
	00:50			MISSED 3 PTR by HOWELL, Erka
REBOUND (DEF) by WALKER, Mallory	00:50			
GOOD! JUMPER by WRIGHT, Holly	00:42	42-30	H 12	
ASSIST by DONALDSON, Deanna	00:42			
	00:26			MISSED JUMPER by WELLS, Jessica
BLOCK by WRIGHT, Holly	00:26			
REBOUND (DEF) by WALKER, Britany	00:24			
TURNOVR by WALKER, Mallory	00:18			
	00:08	42-32	H 10	GOOD! JUMPER by HOWARD, Dani

Celina Buldogs 42, Peabody Lady Tide 32

4th PERIOD Play-by-Play (Page 1)

HOME TEAM: Celina Buldogs	TIME	SCORE	MAR	VISITORS: Peabody Lady Tide
	08:00			FOUL by HOWELL, Erka
GOOD! FT SHOT by WALKER, Britany	08:00	43-32	H 11	
MISSED FT SHOT by WALKER, Britany	07:52			
	07:52			REBOUND (DEF) by HOWARD, Dani
	07:28			MISSED JUMPER by HOWARD, Dani
REBOUND (DEF) by WRIGHT, Holly	07:28			
GOOD! JUMPER by WRIGHT, Holly	07:17	45-32	H 13	
ASSIST by HAMILTON, Megan	07:17			
	07:00			MISSED JUMPER by JORDAN, Latoya
	07:00			REBOUND (OFF) by (TEAM)
	06:48			MISSED JUMPER by FORD, Jessica
BLOCK by WALKER, Britany	06:48			
REBOUND (DEF) by WALKER, Mallory	06:44			
GOOD! 3 PTR by HAMILTON, Megan	06:38	48-32	H 16	
ASSIST by WALKER, Mallory	06:38			
	06:30			TIMEOUT 30sec

	06:21			MISSED 3 PTR by FORD, Jessica
REBOUND (DEF) by WALKER, Britany	06:21			
GOOD! JUMPER by WRIGHT, Holly	06:08	50-32	H 18	
ASSIST by WALKER, Mallory	06:08			
	05:42			MISSED 3 PTR by HOWELL, Erka
	05:42			REBOUND (OFF) by FORD, Jessica
	05:38			MISSED JUMPER by FORD, Jessica
	05:38			REBOUND (OFF) by HOWARD, Dani
	05:34	50-34	H 16	GOOD! JUMPER by HOWARD, Dani
MISSED JUMPER by WRIGHT, Holly	05:13			
	05:13			REBOUND (DEF) by HOWARD, Dani
	05:04			MISSED JUMPER by STURDIVANT, Brandy
	05:04			REBOUND (OFF) by HOWELL, Erka
	04:58			MISSED JUMPER by HOWARD, Dani
REBOUND (DEF) by WALKER, Britany	04:58			
TURNOVR by WALKER, Britany	04:53			
	04:52			STEAL by HOWARD, Dani
	04:36			MISSED JUMPER by STURDIVANT, Brandy
	04:36			REBOUND (OFF) by STURDIVANT, Brandy
	04:29			MISSED 3 PTR by JORDAN, Latoya
REBOUND (DEF) by (TEAM)	04:29			
TURNOVR by PLUMLEE, Melanie	04:24			
	04:23			STEAL by HOWELL, Erka
	04:22			MISSED 3 PTR by HOWELL, Erka
	04:22			REBOUND (DEF) by LONG, Tanika
	04:17			TURNOVR by STURDIVANT, Brandy
STEAL by WRIGHT, Holly	04:17			
TURNOVR by WRIGHT, Holly	04:16			
	04:00	50-36	H 14	GOOD! JUMPER by JORDAN, Latoya
	04:00			ASSIST by HOWARD, Dani
TURNOVR by HAMILTON, Megan	03:52			
	03:41			MISSED JUMPER by HOWARD, Dani
REBOUND (DEF) by WRIGHT, Holly	03:41			
MISSED 3 PTR by HAMILTON, Megan	03:09			
	03:09			REBOUND (DEF) by HOWELL, Erka
	03:01			TURNOVR by STURDIVANT, Brandy
STEAL by PLUMLEE, Melanie	02:59			
MISSED JUMPER by PONDEXTER, Keshia	02:56			
REBOUND (OFF) by PONDEXTER, Keshia	02:56			
	02:53			FOUL by JONES, Jeri

4th PERIOD Play-by-Play (Page 2)

HOME TEAM: Celina Buldogs	TIME	SCORE	MAR	VISITORS: Peabody Lady Tide
GOOD! FT SHOT by PONDEXTER, Keshia	02:53	51-36	H 15	
MISSED FT SHOT by PONDEXTER, Keshia	02:53			
REBOUND (OFF) by (DEADBALL)	02:53			
	02:47			MISSED 3 PTR by BARNETT, Danielle
REBOUND (DEF) by WALKER, Mallory	02:47			
	01:50			FOUL by LONG, Tanika
MISSED FT SHOT by DONALDSON, Deanna	01:50			
	01:50			REBOUND (DEF) by BOBBITT, Jessica
FOUL by PLUMLEE, Melanie	01:40			
	01:40			MISSED FT SHOT by BARNETT, Danielle
	01:40			REBOUND (OFF) by LONG, Tanika
	01:36			MISSED 3 PTR by BARNETT, Danielle
	01:36			REBOUND (OFF) by SIMPSON, Jennifer
	01:30			MISSED 3 PTR by SIMPSON, Jennifer
REBOUND (DEF) by WALKER, Mallory	01:30			
	01:21			FOUL by LONG, Tanika
GOOD! FT SHOT by DONALDSON, Deanna	01:19	52-36	H 16	
GOOD! FT SHOT by DONALDSON, Deanna	01:19	53-36	H 17	
	00:57			MISSED 3 PTR by LONG, Tanika
REBOUND (DEF) by WALKER, Britany	00:57			
TURNOVR by PLUMLEE, Melanie	00:50			
TIMEOUT TEAM	00:50			
	00:45			TURNOVR by LONG, Tanika
STEAL by MCLERRAN, Casey	00:44			

TURNOVR by MCLERRAN, Casey	00:36			
	00:36			STEAL by SIMPSON, Jennifer
	00:36			TURNOVR by (TEAM)
MISSED JUMPER by HERRMANN, Pauli	00:36			
	00:36			BLOCK by WALLSMITH, PAIGE
	00:36			REBOUND (DEF) by SIMPSON, Jennifer
FOUL by HERRMANN, Pauli	00:36			
	00:36	53-37	H 16	GOOD! FT SHOT by BOBBITT, Jessica
	00:36	53-38	H 15	GOOD! FT SHOT by BOBBITT, Jessica
TURNOVR by POINDEXTER, Kela	00:08			
	00:08			STEAL by SIMPSON, Jennifer
	00:05			MISSED JUMPER by SIMPSON, Jennifer
REBOUND (DEF) by KIFFE, Muriel	00:05			
MISSED JUMPER by HERRMANN, Pauli	00:01			
REBOUND (OFF) by (TEAM)	00:01			

Celina Buldogs 53, Peabody Lady Tide 38

Official Basketball Box Score -- GAME TOTALS -- FINAL STATISTICS
Celina Buldogs vs Ezell-Harding Lady Eagles
03/09/02 3:00 p.m. at Murfreesboro, Tennessee

VISITORS: Celina Buldogs 30-5

##	Player Name		TOT-FG FG-FGA	3-PT FG-FGA	FT-FTA	REBOUNDS OF	DE	TOT	PF	TP	A	TO	BLK	S	MIN
15	WALKER, Mallory.....	*	1-4	1-2	0-1	0	2	2	4	3	3	1	0	0	19
30	WALKER, Britany.....	*	5-8	0-0	0-0	2	4	6	1	10	0	1	0	0	31
31	WRIGHT, Holly.....	*	2-8	0-0	0-2	1	3	4	1	4	1	3	1	0	27
44	PLUMLEE, Melanie....	*	2-4	0-0	1-2	1	4	5	4	5	5	0	0	2	24
55	DONALDSON, Deanna...	*	4-7	1-1	1-1	1	4	5	2	10	1	2	0	0	30
11	HAMILTON, Megan.....		2-5	1-1	1-1	1	1	2	3	6	1	3	0	0	21
12	STRONG, Amber.....		0-1	0-1	0-0	0	0	0	0	0	0	0	0	0	0
20	MCLERRAN, Casey.....		0-0	0-0	0-1	0	0	0	0	0	0	0	0	0	0+
41	ROBERTS, AMEILA.....		0-0	0-0	0-0	0	0	0	0	0	0	0	0	0	2
51	PONDEXTER, Keshia...		0-0	0-0	0-0	0	1	1	1	0	0	3	0	0	6
52	HERRMANN, Pauli.....		0-1	0-0	0-0	0	0	0	0	0	0	0	0	0	0
	TEAM.....														
	Totals.....		16-38	3-5	3-8	6	19	25	16	38	11	13	1	2	160

TOTAL FG% 1st Half: 9-20 45.0% 2nd Half: 7-18 38.9% Game: 42.1% DEADB
3-Pt. FG% 1st Half: 1-1 100 % 2nd Half: 2-4 50.0% Game: 60.0% REBS
F Throw % 1st Half: 0-2 0.0% 2nd Half: 3-6 50.0% Game: 37.5% 1

HOME TEAM: Ezell-Harding Lady Eagles 30-3

##	Player Name		TOT-FG FG-FGA	3-PT FG-FGA	FT-FTA	REBOUNDS OF	DE	TOT	PF	TP	A	TO	BLK	S	MIN
10	HAYES, Julie.....	*	8-15	0-1	3-3	2	4	6	2	19	4	0	0	1	32
12	COMBS, Jenny.....	*	4-12	2-9	3-5	0	4	4	1	13	1	0	0	3	32
20	BISHOP, Kari.....	*	5-11	0-2	2-4	1	7	8	1	12	1	1	0	1	32
23	REED, Mariska.....	*	1-2	0-1	3-4	0	0	0	4	5	0	1	0	1	15
30	MCCOOL, Ashley.....	*	0-1	0-0	0-0	4	3	7	2	0	1	2	0	0	27
32	HENDERSON, Heather..		1-2	0-0	2-2	1	2	3	3	4	0	0	0	1	22
	TEAM.....														
	Totals.....		19-43	2-13	13-18	8	20	28	13	53	7	4	0	7	160

TOTAL FG% 1st Half: 8-24 33.3% 2nd Half: 11-19 57.9% Game: 44.2% DEADB
3-Pt. FG% 1st Half: 2-10 20.0% 2nd Half: 0-3 0.0% Game: 15.4% REBS
F Throw % 1st Half: 3-4 75.0% 2nd Half: 10-14 71.4% Game: 72.2% 2

Officials:
Technical fouls: Celina Buldogs-None. Ezell-Harding Lady Eagles-None.
Attendance:

Score by Periods	1st	2nd	3rd	4th		Total
Celina Buldogs.....	9	10	11	8	-	38
Ezell-Harding Lady Eagles.....	12	9	17	15	-	53

Class A All-Tour Team: Dani Howard-Peab,Rachel Cole-USJ,Veronica Pike-FRA, Mariska Reed-EH,Holly Wright-Cel,Jenny CombsMVP-EH,Deanna Donaldson-Cel,Kari Bishop-EH,Britany Walker-Cel,Julie Hayes-EH; New Tour Recs:Most 3ptFGM:Jenny Combs-EH(15), Most3ptFGA:Jenny Combs-EH(34),Most3ptFGM-EzellH(21),Most3ptFGA-EH(61)

Play-By-Play
Celina Buldogs vs Ezell-Harding Lady Eagles
03/09/02 3:00 p.m. at Murfreesboro, Tennessee

1st PERIOD Play-by-Play (Page 1)

HOME TEAM: Ezell-Harding Lady E	TIME	SCORE	MAR	VISITORS: Celina Buldogs
MISSED 3 PTR by COMBS, Jenny	07:40			
REBOUND (OFF) by HAYES, Julie	07:40			
MISSED 3 PTR by HAYES, Julie	07:34			
	07:34			REBOUND (DEF) by WALKER, Britany
FOUL by REED, Mariska	07:24			
	07:13			MISSED JUMPER by WALKER, Britany
REBOUND (DEF) by COMBS, Jenny	07:13			
MISSED 3 PTR by BISHOP, Kari	06:56			
	06:56			REBOUND (DEF) by WRIGHT, Holly
	06:35			MISSED JUMPER by WALKER, Britany
	06:35			REBOUND (OFF) by WALKER, Britany
	06:25			MISSED JUMPER by DONALDSON, Deanna
REBOUND (DEF) by COMBS, Jenny	06:25			
MISSED 3 PTR by COMBS, Jenny	06:10			
	06:10			REBOUND (DEF) by WALKER, Britany
	05:49			MISSED JUMPER by WRIGHT, Holly
REBOUND (DEF) by HAYES, Julie	05:49			
GOOD! JUMPER by HAYES, Julie	05:35	2-0	H 2	
ASSIST by BISHOP, Kari	05:35			
	05:20	2-2	T 1	GOOD! JUMPER by WRIGHT, Holly
	05:20			ASSIST by PLUMLEE, Melanie
MISSED JUMPER by BISHOP, Kari	05:03			
	05:03			BLOCK by WRIGHT, Holly
	05:01			REBOUND (DEF) by WRIGHT, Holly
	04:47			MISSED JUMPER by WALKER, Britany
REBOUND (DEF) by MCCOOL, Ashley	04:47			
FOUL by REED, Mariska	04:32			
TURNOVR by REED, Mariska	04:32			
	04:17			MISSED JUMPER by HAMILTON, Megan
	04:17			REBOUND (OFF) by HAMILTON, Megan
	03:53			MISSED JUMPER by WRIGHT, Holly
	03:53			REBOUND (OFF) by WRIGHT, Holly
FOUL by BISHOP, Kari	03:51			
	03:51			MISSED FT SHOT by WRIGHT, Holly
	03:51			REBOUND (OFF) by (DEADBALL)
	03:51			MISSED FT SHOT by WRIGHT, Holly
REBOUND (DEF) by HAYES, Julie	03:51			
MISSED 3 PTR by COMBS, Jenny	03:43			
	03:43			REBOUND (DEF) by PLUMLEE, Melanie
	03:28	2-4	V 2	GOOD! JUMPER by WALKER, Britany
	03:28			ASSIST by PLUMLEE, Melanie
MISSED JUMPER by HENDERSON, Heather	03:15			
REBOUND (OFF) by MCCOOL, Ashley	03:15			
MISSED JUMPER by HAYES, Julie	03:09			
	03:09			REBOUND (DEF) by DONALDSON, Deanna
	03:00			TURNOVR by HAMILTON, Megan
STEAL by COMBS, Jenny	02:59			
GOOD! JUMPER by BISHOP, Kari	02:48	4-4	T 2	
	02:27	4-7	V 3	GOOD! 3 PTR by HAMILTON, Megan
	02:09			FOUL by DONALDSON, Deanna
GOOD! FT SHOT by HAYES, Julie	02:09	5-7	V 2	
GOOD! FT SHOT by HAYES, Julie	02:09	6-7	V 1	
	02:04			TURNOVR by DONALDSON, Deanna
GOOD! 3 PTR by COMBS, Jenny	01:58	9-7	H 2	
	01:44	9-9	T 3	GOOD! JUMPER by WALKER, Britany
	01:44			ASSIST by PLUMLEE, Melanie

1st PERIOD Play-by-Play (Page 2)

HOME TEAM: Ezell-Harding Lady E	TIME	SCORE	MAR	VISITORS: Celina Buldogs
MISSED JUMPER by HAYES, Julie	01:26			

	01:26			REBOUND (DEF) by WALKER, Britany
FOUL by HAYES, Julie	01:23			
	01:12			TURNOVR by WALKER, Britany
	01:04			FOUL by WRIGHT, Holly
MISSED 3 PTR by COMBS, Jenny	00:59			
REBOUND (OFF) by MCCOOL, Ashley	00:59			
GOOD! 3 PTR by COMBS, Jenny	00:53	12-9	H 3	
ASSIST by MCCOOL, Ashley	00:53			
	00:06			MISSED JUMPER by DONALDSON, Deanna
REBOUND (DEF) by BISHOP, Kari	00:06			

Ezell-Harding Lady Eagles 12, Celina Buldogs 9

2nd PERIOD Play-by-Play (Page 1)

HOME TEAM: Ezell-Harding Lady E	TIME	SCORE	MAR	VISITORS: Celina Buldogs
	07:46			TURNOVR by WRIGHT, Holly
STEAL by HAYES, Julie	07:45			
GOOD! JUMPER by BISHOP, Kari	07:41	14-9	H 5	
ASSIST by HAYES, Julie	07:41			
	07:07	14-11	H 3	GOOD! JUMPER by WALKER, Britany
	07:07			ASSIST by WALKER, Mallory
TURNOVR by MCCOOL, Ashley	06:52			
	06:44			MISSED JUMPER by WALKER, Mallory
REBOUND (DEF) by MCCOOL, Ashley	06:44			
GOOD! JUMPER by BISHOP, Kari	06:30	16-11	H 5	
ASSIST by HAYES, Julie	06:30			
	06:11			MISSED JUMPER by WALKER, Mallory
REBOUND (DEF) by COMBS, Jenny	06:11			
MISSED 3 PTR by BISHOP, Kari	05:51			
	05:51			REBOUND (DEF) by WALKER, Britany
	05:44			TURNOVR by HAMILTON, Megan
GOOD! JUMPER by COMBS, Jenny	05:24	18-11	H 7	
	05:16			TURNOVR by HAMILTON, Megan
STEAL by COMBS, Jenny	05:15			
MISSED JUMPER by COMBS, Jenny	05:13			
	05:13			REBOUND (DEF) by DONALDSON, Deanna
FOUL by HENDERSON, Heather	05:11			
	05:11			TIMEOUT TEAM
	04:50			TURNOVR by WRIGHT, Holly
STEAL by COMBS, Jenny	04:49			
MISSED JUMPER by BISHOP, Kari	04:30			
	04:30			REBOUND (DEF) by DONALDSON, Deanna
	04:16			MISSED JUMPER by WRIGHT, Holly
REBOUND (DEF) by HAYES, Julie	04:16			
	04:00			FOUL by WALKER, Mallory
GOOD! FT SHOT by BISHOP, Kari	04:00	19-11	H 8	
MISSED FT SHOT by BISHOP, Kari	04:00			
	04:00			REBOUND (DEF) by WALKER, Mallory
	03:33	19-13	H 6	GOOD! JUMPER by PLUMLEE, Melanie
MISSED 3 PTR by COMBS, Jenny	03:13			
	03:13			REBOUND (DEF) by DONALDSON, Deanna
	02:42	19-15	H 4	GOOD! JUMPER by DONALDSON, Deanna
	02:42			ASSIST by PLUMLEE, Melanie
MISSED JUMPER by HAYES, Julie	02:15			
	02:15			REBOUND (DEF) by PONDEXTER, Keshia
	02:10			TURNOVR by PONDEXTER, Keshia
STEAL by HENDERSON, Heather	02:10			
GOOD! JUMPER by HAYES, Julie	02:08	21-15	H 6	
ASSIST by COMBS, Jenny	02:08			
	01:38	21-17	H 4	GOOD! JUMPER by WALKER, Britany
	01:38			ASSIST by WALKER, Mallory
MISSED JUMPER by HAYES, Julie	00:12			
	00:12			REBOUND (DEF) by PLUMLEE, Melanie
	00:02	21-19	H 2	GOOD! JUMPER by DONALDSON, Deanna

Ezell-Harding Lady Eagles 21, Celina Buldogs 19

3rd PERIOD Play-by-Play (Page 1)

HOME TEAM: Ezell-Harding Lady E	TIME	SCORE	MAR	VISITORS: Celina Buldogs
	07:47	21-21	T 4	GOOD! JUMPER by PLUMLEE, Melanie
	07:47			ASSIST by WALKER, Mallory
MISSED JUMPER by HAYES, Julie	07:33			
REBOUND (OFF) by MCCOOL, Ashley	07:33			
TURNOVR by MCCOOL, Ashley	07:20			
	07:19			STEAL by PLUMLEE, Melanie
	07:08	21-23	V 2	GOOD! JUMPER by WRIGHT, Holly
	07:08			ASSIST by DONALDSON, Deanna
GOOD! JUMPER by BISHOP, Kari	06:51	23-23	T 5	
ASSIST by HAYES, Julie	06:51			
FOUL by HAYES, Julie	06:22			
	06:19			MISSED JUMPER by WRIGHT, Holly
	06:19			REBOUND (OFF) by PLUMLEE, Melanie
FOUL by REED, Mariska	06:17			
	06:17	23-24	V 1	GOOD! FT SHOT by PLUMLEE, Melanie
	06:17			MISSED FT SHOT by PLUMLEE, Melanie
REBOUND (DEF) by BISHOP, Kari	06:17			
TURNOVR by BISHOP, Kari	06:14			
	06:13			STEAL by PLUMLEE, Melanie
	06:08			TURNOVR by WALKER, Mallory
GOOD! JUMPER by HAYES, Julie	05:59	25-24	H 1	
	05:36			MISSED JUMPER by PLUMLEE, Melanie
REBOUND (DEF) by BISHOP, Kari	05:36			
MISSED JUMPER by BISHOP, Kari	05:23			
REBOUND (OFF) by HAYES, Julie	05:23			
GOOD! JUMPER by HAYES, Julie	05:20	27-24	H 3	
	04:55	27-27	T 6	GOOD! 3 PTR by WALKER, Mallory
	04:55			ASSIST by WRIGHT, Holly
MISSED JUMPER by MCCOOL, Ashley	04:35			
REBOUND (OFF) by BISHOP, Kari	04:35			
MISSED 3 PTR by REED, Mariska	04:24			
REBOUND (OFF) by MCCOOL, Ashley	04:24			
GOOD! JUMPER by COMBS, Jenny	04:12	29-27	H 2	
	03:44			TURNOVR by DONALDSON, Deanna
STEAL by REED, Mariska	03:44			
GOOD! JUMPER by HAYES, Julie	03:28	31-27	H 4	
	02:50			TURNOVR by WRIGHT, Holly
STEAL by BISHOP, Kari	02:49			
GOOD! JUMPER by BISHOP, Kari	02:47	33-27	H 6	
	02:28			MISSED 3 PTR by WALKER, Mallory
	02:28			REBOUND (OFF) by WALKER, Britany
	02:21			MISSED JUMPER by DONALDSON, Deanna
	02:21			REBOUND (OFF) by DONALDSON, Deanna
	02:20	33-29	H 4	GOOD! JUMPER by DONALDSON, Deanna
FOUL by MCCOOL, Ashley	02:18			
	02:18	33-30	H 3	GOOD! FT SHOT by DONALDSON, Deanna
	02:18			TIMEOUT 30sec
MISSED JUMPER by BISHOP, Kari	02:00			
	02:00			REBOUND (DEF) by HAMILTON, Megan
	01:50			TURNOVR by PONDEXTER, Keshia
GOOD! JUMPER by REED, Mariska	01:46	35-30	H 5	
	01:46			FOUL by DONALDSON, Deanna
GOOD! FT SHOT by REED, Mariska	01:46	36-30	H 6	
	01:41			TURNOVR by PONDEXTER, Keshia
MISSED 3 PTR by COMBS, Jenny	01:36			
	01:36			REBOUND (DEF) by PLUMLEE, Melanie

3rd PERIOD Play-by-Play (Page 2)

HOME TEAM: Ezell-Harding Lady E	TIME	SCORE	MAR	VISITORS: Celina Buldogs
FOUL by REED, Mariska	01:32			
	01:11			MISSED JUMPER by HAMILTON, Megan
REBOUND (DEF) by COMBS, Jenny	01:11			
TIMEOUT 30sec	01:08			

	00:20			FOUL by HAMILTON, Megan
GOOD! JUMPER by HAYES, Julie	00:00	38-30	H 8	

Ezell-Harding Lady Eagles 38, Celina Buldogs 30

4th PERIOD Play-by-Play (Page 1)

HOME TEAM: Ezell-Harding Lady E	TIME	SCORE	MAR	VISITORS: Celina Buldogs
	07:43			MISSED JUMPER by WRIGHT, Holly
REBOUND (DEF) by HAYES, Julie	07:43			
MISSED JUMPER by HAYES, Julie	07:29			
	07:29			REBOUND (DEF) by WRIGHT, Holly
	07:16			MISSED JUMPER by PLUMLEE, Melanie
REBOUND (DEF) by HENDERSON, Heather	07:16			
GOOD! JUMPER by HAYES, Julie	06:54	40-30	H 10	
	06:54			FOUL by WALKER, Britany
GOOD! FT SHOT by HAYES, Julie	06:54	41-30	H 11	
FOUL by MCCOOL, Ashley	06:52			
	06:42			MISSED 3 PTR by STRONG, Amber
REBOUND (DEF) by BISHOP, Kari	06:42			
	05:59			FOUL by PLUMLEE, Melanie
	05:53			FOUL by WALKER, Mallory
GOOD! JUMPER by HAYES, Julie	05:53	43-30	H 13	
	05:29			MISSED JUMPER by WRIGHT, Holly
REBOUND (DEF) by HENDERSON, Heather	05:29			
MISSED 3 PTR by COMBS, Jenny	04:57			
	04:57			REBOUND (DEF) by WALKER, Mallory
FOUL by HENDERSON, Heather	04:54			
	04:54			MISSED FT SHOT by WALKER, Mallory
REBOUND (DEF) by MCCOOL, Ashley	04:54			
	04:53			FOUL by PLUMLEE, Melanie
	03:46			FOUL by PONDEXTER, Keshia
GOOD! FT SHOT by HENDERSON, Heather	03:46	44-30	H 14	
GOOD! FT SHOT by HENDERSON, Heather	03:46	45-30	H 15	
	03:32	45-33	H 12	GOOD! 3 PTR by DONALDSON, Deanna
	03:32			ASSIST by PLUMLEE, Melanie
	03:28			FOUL by PLUMLEE, Melanie
MISSED FT SHOT by REED, Mariska	03:23			
REBOUND (OFF) by HENDERSON, Heather	03:23			
TIMEOUT TEAM	03:17			
	03:09			FOUL by HAMILTON, Megan
MISSED FT SHOT by COMBS, Jenny	03:09			
	03:09			REBOUND (DEF) by PLUMLEE, Melanie
	02:56	45-35	H 10	GOOD! JUMPER by HAMILTON, Megan
FOUL by HENDERSON, Heather	02:56			
	02:56	45-36	H 9	GOOD! FT SHOT by HAMILTON, Megan
	02:50			FOUL by WALKER, Mallory
GOOD! FT SHOT by REED, Mariska	02:50	46-36	H 10	
TIMEOUT 30sec	02:50			
GOOD! FT SHOT by REED, Mariska	02:50	47-36	H 11	
FOUL by COMBS, Jenny	02:38			
	02:38			MISSED FT SHOT by MCLERRAN, Casey
REBOUND (DEF) by BISHOP, Kari	02:38			
	02:22			FOUL by WALKER, Mallory
GOOD! FT SHOT by COMBS, Jenny	02:22	48-36	H 12	
GOOD! FT SHOT by COMBS, Jenny	02:22	49-36	H 13	
	02:12			MISSED JUMPER by HERRMANN, Pauli
REBOUND (DEF) by BISHOP, Kari	02:12			
GOOD! JUMPER by HENDERSON, Heather	02:03	51-36	H 15	
ASSIST by HAYES, Julie	01:58			
	01:44			MISSED JUMPER by HAMILTON, Megan
REBOUND (DEF) by BISHOP, Kari	01:44			
	01:40			FOUL by HAMILTON, Megan
MISSED FT SHOT by BISHOP, Kari	01:40			

4th PERIOD Play-by-Play (Page 2)

HOME TEAM: Ezell-Harding Lady E	TIME	SCORE	MAR	VISITORS: Celina Buldogs

REBOUND (OFF) by (DEADBALL)	01:40			
GOOD! FT SHOT by BISHOP, Kari	01:40	52-36	H 16	
	01:29	52-38	H 14	GOOD! JUMPER by WALKER, Britany
	01:29			ASSIST by HAMILTON, Megan
	01:22			FOUL by PLUMLEE, Melanie
TIMEOUT TEAM	01:22			
MISSED FT SHOT by COMBS, Jenny	01:22			
REBOUND (OFF) by (DEADBALL)	01:22			
GOOD! FT SHOT by COMBS, Jenny	01:22	53-38	H 15	

Ezell-Harding Lady Eagles 53, Celina Buldogs 38

2001 Class A State Girls' Basketball Tournament

March 7 - March 10, 2001 · Middle Tennessee State University - Murfreesboro

Game 1
Wed. Mar. 7 10:00 AM

Hampton (31-2)	49
Wayne Co. (31-2)	64

Game 2
Wed. Mar. 7 11:30 AM

Bradford (31-1)	57
Ezell-Harding (28-3)	51

Game 3
Wed. Mar. 7 1:00 PM

Oneida (22-10)	34
Chattanooga Grace (28-5)	53

Game 4
Wed. Mar. 7 2:30 PM

Halls (14-16)	49
Celina (23-8)	62

Game 5
Fri. Mar. 9 11:30 AM

Wayne Co.	58
Bradford	55

Game 6
Fri. Mar. 9 1:00 PM

Chattanooga Grace	63
Celina	57

Game 7
Sat. Mar. 10 3:00 PM

Wayne Co.	62
Chattanooga Grace	48

Wayne Co.
STATE CHAMPION

Official Basketball Box Score -- GAME TOTALS -- FINAL STATISTICS
Celina Bulldogs vs Halls Lady Tigers
03/07/01 2:30 PM at Murphy Center

VISITORS: Celina Bulldogs 24-8

##	Player Name		TOT-FG FG-FGA	3-PT FG-FGA	FT-FTA	REBOUNDS OF	DE	TOT	PF	TP	A	TO	BLK	S	MIN
11	Hamilton, Megan.....	*	4-7	3-3	4-4	1	1	2	1	15	2	4	0	0	29
15	Walker, Mallory.....	*	0-1	0-1	0-0	1	11	12	3	0	3	2	0	1	26
30	Walker, Britany.....	*	6-13	0-0	3-3	4	6	10	3	15	0	2	0	2	31
31	Wright, Holly.....	*	9-16	0-1	3-3	3	9	12	1	21	4	4	1	1	31
55	Donaldson, Deanna...	*	4-7	0-0	3-4	1	0	1	1	11	3	4	0	0	28
10	Morris, Libby.....		0-0	0-0	0-0	0	0	0	0	0	0	0	0	0	1
12	Strong, Amber.....		0-0	0-0	0-0	0	1	1	0	0	0	0	0	0	1
14	Grace, Tiffany.....		0-1	0-1	0-0	0	0	0	0	0	0	0	0	0	1
21	Poindexter, Kela....		0-0	0-0	0-0	0	0	0	0	0	0	0	0	0	1
33	Eads, Ashley.....		0-0	0-0	0-0	0	0	0	0	0	0	0	0	0	1
51	Poindexter, Keshia..		0-0	0-0	0-0	0	1	1	0	0	0	0	0	0	10
	TEAM.....						2	2							
	Totals.....		23-45	3-6	13-14	10	31	41	9	62	12	16	1	4	160

TOTAL FG% 1st Half: 11-24 45.8% 2nd Half: 12-21 57.1% Game: 51.1% DEADB
3-Pt. FG% 1st Half: 1-2 50.0% 2nd Half: 2-4 50.0% Game: 50.0% REBS
F Throw % 1st Half: 11-12 91.7% 2nd Half: 2-2 100 % Game: 92.9% 0

HOME TEAM: Halls Lady Tigers 14-17

##	Player Name		TOT-FG FG-FGA	3-PT FG-FGA	FT-FTA	REBOUNDS OF	DE	TOT	PF	TP	A	TO	BLK	S	MIN
12	Newman, Amber.....	*	3-8	0-1	0-0	0	1	1	3	6	2	3	0	0	27
23	Patrick, Dominque...	*	10-20	3-7	3-5	2	2	4	1	26	0	1	0	2	31
32	Heator, Leah.....	*	2-6	0-0	0-0	1	4	5	3	4	2	1	0	0	26
44	Holloway, Marquita..	*	1-5	0-0	0-1	0	4	4	2	2	1	0	0	0	14
52	Moses, Casey.....	*	4-12	0-6	0-0	3	0	3	4	8	0	0	0	6	24
20	Stiles, Jessica.....		1-2	1-2	0-0	0	1	1	0	3	0	0	0	0	1
21	Sangster, Latrice...		0-0	0-0	0-0	0	0	0	0	0	0	0	0	0	1
22	Frazier, Laura.....		0-2	0-2	0-0	0	1	1	2	0	2	0	0	0	22
24	Callendar, Sarah....		0-0	0-0	0-0	0	0	0	0	0	0	0	0	0	1
33	Dixon, Lotoyia.....		0-1	0-0	0-0	0	0	0	0	0	0	0	0	0	1
45	Jennings, Allyson...		0-0	0-0	0-0	0	0	0	2	0	0	0	0	0	11
50	Britt, Amanda.....		0-0	0-0	0-0	0	0	0	0	0	0	0	0	0	1
	TEAM.....					1		1							
	Totals.....		21-56	4-18	3-6	7	13	20	17	49	7	5	0	8	160

TOTAL FG% 1st Half: 8-24 33.3% 2nd Half: 13-32 40.6% Game: 37.5% DEADB
3-Pt. FG% 1st Half: 3-9 33.3% 2nd Half: 1-9 11.1% Game: 22.2% REBS
F Throw % 1st Half: 2-4 50.0% 2nd Half: 1-2 50.0% Game: 50.0% 0

Officials:
Technical fouls: Celina Bulldogs-None. Halls Lady Tigers-None.
Attendance:

Score by Periods	1st	2nd	3rd	4th		Total
Celina Bulldogs.....	15	19	20	8	-	62
Halls Lady Tigers.....	12	9	15	13	-	49

1st PERIOD Play-by-Play (Page 1)

HOME TEAM: Halls Lady Tigers	TIME	SCORE	MAR	VISITORS: Celina Bulldogs
GOOD! JUMPER by Heator, Leah	07:42	2-0	H 2	
ASSIST by Holloway, Marquita	07:42			
	07:17			TURNOVR by Hamilton, Megan
STEAL by Moses, Casey	07:15			
MISSED JUMPER by Moses, Casey	07:07			
	07:07			REBOUND (DEF) by Walker, Mallory
FOUL by Moses, Casey	07:05			
	06:45	2-2	T 1	GOOD! JUMPER by Donaldson, Deanna
	06:45	2-3	V 1	GOOD! FT SHOT by Donaldson, Deanna
FOUL by Heator, Leah	06:45			
GOOD! 3 PTR by Patrick, Dominque	06:27	5-3	H 2	
ASSIST by Newman, Amber	06:27			
FOUL by Newman, Amber	06:06			
	06:06	5-4	H 1	GOOD! FT SHOT by Hamilton, Megan
	06:06	5-5	T 2	GOOD! FT SHOT by Hamilton, Megan
MISSED JUMPER by Heator, Leah	05:42			
	05:42			REBOUND (DEF) by Wright, Holly
	05:26			MISSED JUMPER by Hamilton, Megan
	05:17			REBOUND (OFF) by Walker, Britany
	05:15	5-7	V 2	GOOD! JUMPER by Walker, Britany
MISSED JUMPER by Patrick, Dominque	05:06			
	05:06			REBOUND (DEF) by Wright, Holly
	04:57			MISSED JUMPER by Walker, Britany
REBOUND (DEF) by Holloway, Marquita	04:57			
GOOD! JUMPER by Holloway, Marquita	04:33	7-7	T 3	
ASSIST by Heator, Leah	04:33			
	04:33			FOUL by Walker, Mallory
MISSED FT SHOT by Holloway, Marquita	04:33			
	04:33			REBOUND (DEF) by Walker, Britany
	04:21			TURNOVR by Wright, Holly
MISSED 3 PTR by Patrick, Dominque	03:58			
	03:58			REBOUND (DEF) by Wright, Holly
FOUL by Moses, Casey	03:57			
	03:45			TURNOVR by Donaldson, Deanna
GOOD! 3 PTR by Patrick, Dominque	03:32	10-7	H 3	
FOUL by Frazier, Laura	03:30			
	03:17			TURNOVR by Wright, Holly
MISSED JUMPER by Patrick, Dominque	02:47			
	02:47			REBOUND (DEF) by Walker, Mallory
	02:34			MISSED JUMPER by Hamilton, Megan
	02:34			REBOUND (OFF) by Walker, Britany
	02:30			MISSED 3 PTR by Walker, Mallory
	02:30			REBOUND (OFF) by Walker, Mallory
	02:20	10-9	H 1	GOOD! JUMPER by Wright, Holly
	02:20			ASSIST by Walker, Mallory
MISSED JUMPER by Heator, Leah	02:03			
	02:03			REBOUND (DEF) by (TEAM)
FOUL by Heator, Leah	01:43			
	01:38			MISSED JUMPER by Wright, Holly
	01:38			REBOUND (OFF) by Donaldson, Deanna
	01:31	10-11	V 1	GOOD! JUMPER by Donaldson, Deanna
TURNOVR by Newman, Amber	01:26			
	01:24			STEAL by Walker, Mallory
	01:20			TURNOVR by Walker, Britany
TURNOVR by Newman, Amber	01:19			
	01:18			STEAL by Walker, Britany

1st PERIOD Play-by-Play (Page 2)

HOME TEAM: Halls Lady Tigers	TIME	SCORE	MAR	VISITORS: Celina Bulldogs
	00:56	10-13	V 3	GOOD! JUMPER by Wright, Holly
GOOD! JUMPER by Heator, Leah	00:30	12-13	V 1	
ASSIST by Frazier, Laura	00:30			
	00:09	12-15	V 3	GOOD! LAYUP by Walker, Britany

	00:09			ASSIST by Wright, Holly

Celina Bulldogs 15, Halls Lady Tigers 12

2nd PERIOD Play-by-Play (Page 1)

HOME TEAM: Halls Lady Tigers	TIME	SCORE	MAR	VISITORS: Celina Bulldogs
	07:52			MISSED JUMPER by Wright, Holly
	07:52			REBOUND (OFF) by Walker, Britany
	07:49			MISSED JUMPER by Walker, Britany
REBOUND (DEF) by Heator, Leah	07:49			
MISSED 3 PTR by Frazier, Laura	07:27			
REBOUND (OFF) by Patrick, Dominque	07:27			
MISSED JUMPER by Patrick, Dominque	07:23			
	07:23			REBOUND (DEF) by Walker, Britany
FOUL by Patrick, Dominque	07:22			
	07:22	12-16	V 4	GOOD! FT SHOT by Walker, Britany
	07:22	12-17	V 5	GOOD! FT SHOT by Walker, Britany
TURNOVR by Newman, Amber	07:12			
	07:11			STEAL by Wright, Holly
	06:52			MISSED JUMPER by Wright, Holly
	06:52			REBOUND (OFF) by Walker, Britany
	06:49			MISSED JUMPER by Walker, Britany
REBOUND (DEF) by Patrick, Dominque	06:49			
GOOD! 3 PTR by Patrick, Dominque	06:37	15-17	V 2	
ASSIST by Newman, Amber	06:37			
	06:12			MISSED JUMPER by Walker, Britany
REBOUND (DEF) by Holloway, Marquita	06:12			
MISSED 3 PTR by Frazier, Laura	05:56			
	05:56			REBOUND (DEF) by Walker, Mallory
	05:37			MISSED JUMPER by Wright, Holly
REBOUND (DEF) by Holloway, Marquita	05:37			
MISSED 3 PTR by Patrick, Dominque	05:23			
	05:23			REBOUND (DEF) by Walker, Britany
	05:11			TIMEOUT 30sec
	04:59			MISSED JUMPER by Walker, Britany
REBOUND (DEF) by Heator, Leah	04:59			
MISSED JUMPER by Heator, Leah	04:45			
	04:45			REBOUND (DEF) by Walker, Mallory
	04:32			TURNOVR by Donaldson, Deanna
STEAL by Patrick, Dominque	04:30			
	04:27			FOUL by Donaldson, Deanna
GOOD! FT SHOT by Patrick, Dominque	04:27	16-17	V 1	
MISSED FT SHOT by Patrick, Dominque	04:27			
	04:27			REBOUND (DEF) by Walker, Britany
	04:11	16-19	V 3	GOOD! LAYUP by Wright, Holly
	04:11			ASSIST by Donaldson, Deanna
MISSED JUMPER by Holloway, Marquita	03:43			
REBOUND (OFF) by Moses, Casey	03:43			
GOOD! JUMPER by Patrick, Dominque	03:34	18-19	V 1	
	03:34			FOUL by Walker, Britany
GOOD! FT SHOT by Patrick, Dominque	03:34	19-19	T 4	
FOUL by Holloway, Marquita	03:16			
	03:16			MISSED FT SHOT by Donaldson, Deanna
REBOUND (DEF) by Holloway, Marquita	03:16			
MISSED 3 PTR by Moses, Casey	02:58			
	02:58			REBOUND (DEF) by Walker, Mallory
	02:49			TURNOVR by Walker, Mallory
STEAL by Patrick, Dominque	02:48			
GOOD! JUMPER by Patrick, Dominque	02:47	21-19	H 2	
	02:37			MISSED JUMPER by Wright, Holly
REBOUND (DEF) by Heator, Leah	02:37			
	02:21			FOUL by Walker, Britany

2nd PERIOD Play-by-Play (Page 2)

HOME TEAM: Halls Lady Tigers	TIME	SCORE	MAR	VISITORS: Celina Bulldogs

MISSED JUMPER by Patrick, Dominque	02:18			
	02:18			REBOUND (DEF) by Walker, Mallory
	02:08	21-21	T 5	GOOD! LAYUP by Wright, Holly
	02:08			ASSIST by Hamilton, Megan
FOUL by Holloway, Marquita	01:50			
	01:50	21-22	V 1	GOOD! FT SHOT by Donaldson, Deanna
	01:50	21-23	V 2	GOOD! FT SHOT by Donaldson, Deanna
TURNOVR by Patrick, Dominque	01:40			
	01:10	21-25	V 4	GOOD! JUMPER by Wright, Holly
FOUL by Jennings, Allyson	01:10			
	01:10	21-26	V 5	GOOD! FT SHOT by Wright, Holly
MISSED JUMPER by Patrick, Dominque	00:58			
	00:58			BLOCK by Wright, Holly
	00:56			REBOUND (DEF) by Wright, Holly
	00:52	21-28	V 7	GOOD! JUMPER by Walker, Britany
	00:52			ASSIST by Wright, Holly
FOUL by Jennings, Allyson	00:52			
	00:52	21-29	V 8	GOOD! FT SHOT by Walker, Britany
TURNOVR by Heator, Leah	00:44			
	00:43			STEAL by Walker, Britany
FOUL by Newman, Amber	00:25			
	00:25	21-30	V 9	GOOD! FT SHOT by Hamilton, Megan
	00:25	21-31	V 10	GOOD! FT SHOT by Hamilton, Megan
MISSED 3 PTR by Moses, Casey	00:12			
	00:12			REBOUND (DEF) by Walker, Mallory
	00:03	21-34	V 13	GOOD! 3 PTR by Hamilton, Megan
	00:03			ASSIST by Donaldson, Deanna

Celina Bulldogs 34, Halls Lady Tigers 21

4th PERIOD Play-by-Play (Page 1)

HOME TEAM: Halls Lady Tigers	TIME	SCORE	MAR	VISITORS: Celina Bulldogs
	07:33	36-54	V 18	MISSED 3 PTR by Wright, Holly
REBOUND (DEF) by Frazier, Laura	07:33			
	07:18			FOUL by Hamilton, Megan
MISSED JUMPER by Newman, Amber	07:00			
	07:00			REBOUND (DEF) by Wright, Holly
FOUL by Frazier, Laura	06:58			
	06:44			MISSED JUMPER by Walker, Britany
REBOUND (DEF) by Newman, Amber	06:44			
GOOD! JUMPER by Moses, Casey	06:29	38-54	V 16	
	06:01			TURNOVR by Hamilton, Megan
MISSED 3 PTR by Moses, Casey	05:44			
REBOUND (OFF) by Moses, Casey	05:44			
MISSED 3 PTR by Newman, Amber	05:33			
	05:33			REBOUND (DEF) by Wright, Holly
FOUL by Moses, Casey	05:30			
	05:17	38-56	V 18	GOOD! JUMPER by Donaldson, Deanna
MISSED 3 PTR by Moses, Casey	05:01			
	05:01			REBOUND (DEF) by Walker, Britany
	04:55			TURNOVR by Walker, Britany
STEAL by Moses, Casey	04:54			
MISSED JUMPER by Moses, Casey	04:53			
	04:53			REBOUND (DEF) by Hamilton, Megan
	04:45			MISSED JUMPER by Hamilton, Megan
	04:45			REBOUND (OFF) by Wright, Holly
	04:43			MISSED JUMPER by Wright, Holly
	04:43			REBOUND (OFF) by Hamilton, Megan
	04:40	38-58	V 20	GOOD! JUMPER by Hamilton, Megan
GOOD! JUMPER by Newman, Amber	04:27	40-58	V 18	
FOUL by Moses, Casey	04:23			
	04:20			TURNOVR by Wright, Holly
MISSED 3 PTR by Moses, Casey	04:17			
	04:17			REBOUND (DEF) by Wright, Holly
	03:51			MISSED JUMPER by Donaldson, Deanna
REBOUND (DEF) by Patrick, Dominque	03:51			

MISSED JUMPER by Newman, Amber	03:33			
	03:33			REBOUND (DEF) by Walker, Britany
	03:24			TIMEOUT 30sec
	02:59			TURNOVR by Hamilton, Megan
MISSED 3 PTR by Patrick, Dominque	02:48			
	02:48			REBOUND (DEF) by Walker, Mallory
	02:32			TURNOVR by Hamilton, Megan
STEAL by Moses, Casey	02:30			
GOOD! JUMPER by Moses, Casey	02:27	42-58	V 16	
	02:00			MISSED JUMPER by Walker, Britany
	02:00			REBOUND (OFF) by Wright, Holly
	01:58	42-60	V 18	GOOD! JUMPER by Wright, Holly
	01:47			FOUL by Walker, Mallory
GOOD! JUMPER by Newman, Amber	01:44	44-60	V 16	
GOOD! JUMPER by Patrick, Dominque	00:55	46-60	V 14	
	00:47			MISSED JUMPER by Donaldson, Deanna
	00:47			REBOUND (OFF) by Wright, Holly
FOUL by Heator, Leah	00:45			
	00:45	46-61	V 15	GOOD! FT SHOT by Wright, Holly
	00:45	46-62	V 16	GOOD! FT SHOT by Wright, Holly
GOOD! 3 PTR by Stiles, Jessica	00:27	49-62	V 13	
	00:16			MISSED 3 PTR by Grace, Tiffany

4th PERIOD Play-by-Play (Page 2)

HOME TEAM: Halls Lady Tigers	TIME	SCORE	MAR	VISITORS: Celina Bulldogs
REBOUND (DEF) by Stiles, Jessica	00:16			
MISSED JUMPER by Dixon, Lotoyia	00:07			
REBOUND (OFF) by (TEAM)	00:07			
MISSED 3 PTR by Stiles, Jessica	00:03			
	00:03			REBOUND (DEF) by Strong, Amber

Celina Bulldogs 62, Halls Lady Tigers 49

Official Basketball Box Score -- GAME TOTALS -- FINAL STATISTICS
Celina Bulldogs vs Grace Golden Eagles
03/08/01 1:00 at Murphy Center-Murfreesboro, TN

VISITORS: Celina Bulldogs 24-9

##	Player Name		TOT-FG FG-FGA	3-PT FG-FGA	FT-FTA	REBOUNDS OF	DE	TOT	PF	TP	A	TO	BLK	S	MIN
11	Hamilton, Megan.....	*	2-10	0-3	0-0	1	0	1	2	4	3	2	0	2	32
15	Walker, Mallory.....	*	2-3	1-2	0-0	0	4	4	4	5	8	3	0	3	32
30	Walker, Britany.....	*	7-11	0-0	7-8	2	5	7	2	21	1	1	0	0	32
31	Wright, Holly.....	*	7-9	0-0	4-4	0	8	8	1	18	0	2	2	0	32
55	Donaldson, Deanna...	*	4-7	0-1	1-2	2	2	4	4	9	0	7	0	0	26
51	Poindexter, Keshia..		0-2	0-0	0-0	0	0	0	2	0	0	0	0	0	6
	TEAM.....						2	2							
	Totals.....		22-42	1-6	12-14	5	21	26	15	57	12	15	2	5	160

TOTAL FG% 1st Half: 12-21 57.1% 2nd Half: 10-21 47.6% Game: 52.4% DEADB
3-Pt. FG% 1st Half: 1-3 33.3% 2nd Half: 0-3 0.0% Game: 16.7% REBS
F Throw % 1st Half: 2-3 66.7% 2nd Half: 10-11 90.9% Game: 85.7% 1

HOME TEAM: Grace Golden Eagles 29-4

##	Player Name		TOT-FG FG-FGA	3-PT FG-FGA	FT-FTA	REBOUNDS OF	DE	TOT	PF	TP	A	TO	BLK	S	MIN
05	Mowery, Katie.....	*	0-1	0-0	0-0	0	1	1	2	0	4	2	0	1	20
10	Patterson, Ashley...	*	2-5	0-0	0-0	5	7	12	2	4	2	0	0	6	29
23	Bass, Sarah.....	*	9-16	0-0	4-6	0	1	1	3	22	1	2	0	0	29
32	Bass, Liz.....	*	10-17	5-9	4-5	0	3	3	3	29	1	3	0	5	25
40	Carmody, Hannah.....	*	0-3	0-0	0-0	0	1	1	4	0	1	2	0	0	14
14	Tucker, Jinna Anne..		1-3	1-3	0-0	0	0	0	1	3	0	0	0	0	10
20	Robinson, Janna.....		0-0	0-0	0-0	0	0	0	1	0	0	0	0	0	3
22	Hayes, Jackie.....		1-4	1-4	0-0	1	0	1	1	3	0	0	0	0	16
42	Smith, Priscilla....		1-1	0-0	0-0	0	0	0	1	2	0	0	0	1	14
	TEAM.....						3	3							
	Totals.....		24-50	7-16	8-11	6	16	22	18	63	9	9	0	13	160

TOTAL FG% 1st Half: 12-30 40.0% 2nd Half: 12-20 60.0% Game: 48.0% DEADB
3-Pt. FG% 1st Half: 5-11 45.5% 2nd Half: 2-5 40.0% Game: 43.8% REBS
F Throw % 1st Half: 4-6 66.7% 2nd Half: 4-5 80.0% Game: 72.7% 2

Officials:
Technical fouls: Celina Bulldogs-None. Grace Golden Eagles-None.
Attendance:

Score by Periods	1st	2nd	3rd	4th		Total
Celina Bulldogs.....	12	15	19	11	-	57
Grace Golden Eagles.....	19	14	15	15	-	63

1st PERIOD Play-by-Play (Page 1)

HOME TEAM: Grace Golden Eagles	TIME	SCORE	MAR	VISITORS: Celina Bulldogs
MISSED JUMPER by Patterson, Ashley	07:50			
	07:50			REBOUND (DEF) by Wright, Holly
	07:37			TURNOVR by Walker, Mallory
MISSED JUMPER by Bass, Liz	07:09			
	07:09			REBOUND (DEF) by (TEAM)
FOUL by Carmody, Hannah	07:06			
	06:49	0-1	V 1	GOOD! FT SHOT by Wright, Holly
	06:45	0-2	V 2	GOOD! FT SHOT by Wright, Holly
MISSED JUMPER by Carmody, Hannah	06:46			
	06:46			REBOUND (DEF) by Wright, Holly
	06:42			TURNOVR by Wright, Holly
STEAL by Mowery, Katie	06:40			
GOOD! JUMPER by Patterson, Ashley	06:39	2-2	T 1	
ASSIST by Mowery, Katie	06:39			
	06:28	2-4	V 2	GOOD! JUMPER by Walker, Britany
	06:28			ASSIST by Walker, Mallory
	06:20			FOUL by Walker, Britany
MISSED FT SHOT by Bass, Sarah	06:20			
REBOUND (OFF) by (DEADBALL)	06:20			
GOOD! FT SHOT by Bass, Sarah	06:20	3-4	V 1	
	06:01			MISSED JUMPER by Walker, Britany
REBOUND (DEF) by Patterson, Ashley	06:01			
MISSED JUMPER by Bass, Sarah	05:50			
	05:50			REBOUND (DEF) by Walker, Britany
FOUL by Mowery, Katie	05:38			
	05:28			TURNOVR by Donaldson, Deanna
STEAL by Bass, Liz	05:26			
GOOD! JUMPER by Bass, Liz	05:22	5-4	H 1	
	05:11			TURNOVR by Donaldson, Deanna
STEAL by Smith, Priscilla	05:09			
GOOD! JUMPER by Smith, Priscilla	05:07	7-4	H 3	
	05:04			TIMEOUT 30sec
	04:49			TURNOVR by Donaldson, Deanna
STEAL by Patterson, Ashley	04:47			
MISSED JUMPER by Bass, Sarah	04:42			
	04:42			REBOUND (DEF) by Walker, Britany
	04:27			TURNOVR by Walker, Britany
STEAL by Bass, Liz	04:26			
GOOD! JUMPER by Bass, Liz	04:24	9-4	H 5	
FOUL by Bass, Liz	04:17			
	03:57	9-6	H 3	GOOD! LAYUP by Wright, Holly
	03:57			ASSIST by Walker, Mallory
MISSED JUMPER by Bass, Sarah	03:37			
	03:37			REBOUND (DEF) by Wright, Holly
	03:20	9-8	H 1	GOOD! JUMPER by Wright, Holly
	03:20			ASSIST by Walker, Mallory
MISSED 3 PTR by Tucker, Jinna Anne	02:51			
REBOUND (OFF) by Hayes, Jackie	02:51			
	02:49			FOUL by Donaldson, Deanna
GOOD! JUMPER by Bass, Liz	02:43	11-8	H 3	
	02:24	11-10	H 1	GOOD! JUMPER by Walker, Britany
	02:24			ASSIST by Walker, Mallory
GOOD! JUMPER by Bass, Sarah	02:08	13-10	H 3	
FOUL by Patterson, Ashley	01:48			
	01:44			MISSED 3 PTR by Hamilton, Megan
REBOUND (DEF) by Bass, Sarah	01:44			

1st PERIOD Play-by-Play (Page 2)

HOME TEAM: Grace Golden Eagles	TIME	SCORE	MAR	VISITORS: Celina Bulldogs
MISSED JUMPER by Bass, Sarah	01:27			
	01:27			REBOUND (DEF) by Walker, Mallory
	01:06	13-12	H 1	GOOD! LAYUP by Wright, Holly
	01:06			ASSIST by Hamilton, Megan

GOOD! 3 PTR by Bass, Liz	00:47	16-12	H 4	
ASSIST by Bass, Sarah	00:47			
FOUL by Smith, Priscilla	00:26			
	00:26			MISSED JUMPER by Hamilton, Megan
REBOUND (DEF) by Bass, Liz	00:26			
GOOD! 3 PTR by Bass, Liz	00:14	19-12	H 7	
ASSIST by Carmody, Hannah	00:14			
	00:00			MISSED 3 PTR by Donaldson, Deanna
REBOUND (DEF) by (TEAM)	00:00			

Grace Golden Eagles 19, Celina Bulldogs 12

2nd PERIOD Play-by-Play (Page 1)

HOME TEAM: Grace Golden Eagles	TIME	SCORE	MAR	VISITORS: Celina Bulldogs
	07:49			MISSED JUMPER by Walker, Britany
REBOUND (DEF) by Bass, Liz	07:44			
MISSED JUMPER by Bass, Liz	07:38			
REBOUND (OFF) by Patterson, Ashley	07:38			
MISSED JUMPER by Patterson, Ashley	07:35			
	07:35			REBOUND (DEF) by Donaldson, Deanna
	07:32			TURNOVR by Donaldson, Deanna
STEAL by Patterson, Ashley	07:30			
GOOD! 3 PTR by Hayes, Jackie	07:28	22-12	H 10	
ASSIST by Patterson, Ashley	07:28			
	07:05			MISSED JUMPER by Donaldson, Deanna
REBOUND (DEF) by Patterson, Ashley	07:05			
MISSED 3 PTR by Hayes, Jackie	06:36			
	06:36			REBOUND (DEF) by Walker, Mallory
	06:23	22-14	H 8	GOOD! LAYUP by Wright, Holly
	06:23			ASSIST by Walker, Mallory
MISSED JUMPER by Bass, Liz	05:49			
	05:49			REBOUND (DEF) by Wright, Holly
	05:41	22-16	H 6	GOOD! JUMPER by Hamilton, Megan
	05:41			ASSIST by Walker, Mallory
	05:06			FOUL by Wright, Holly
MISSED FT SHOT by Bass, Sarah	05:06			
REBOUND (OFF) by (DEADBALL)	05:06			
GOOD! FT SHOT by Bass, Sarah	05:06	23-16	H 7	
	04:50	23-18	H 5	GOOD! JUMPER by Wright, Holly
	04:50			ASSIST by Walker, Britany
MISSED JUMPER by Carmody, Hannah	04:13			
REBOUND (OFF) by Patterson, Ashley	04:13			
GOOD! JUMPER by Patterson, Ashley	04:07	25-18	H 7	
FOUL by Tucker, Jinna Anne	03:55			
	03:47	25-20	H 5	GOOD! LAYUP by Wright, Holly
	03:47			ASSIST by Walker, Mallory
	03:41			FOUL by Hamilton, Megan
MISSED 3 PTR by Bass, Liz	03:36			
REBOUND (OFF) by Patterson, Ashley	03:36			
	03:35			FOUL by Poindexter, Keshia
MISSED 3 PTR by Bass, Liz	03:32			
	03:32			REBOUND (DEF) by Walker, Mallory
	03:15	25-22	H 3	GOOD! JUMPER by Walker, Britany
	03:15			ASSIST by Hamilton, Megan
GOOD! 3 PTR by Bass, Liz	02:58	28-22	H 6	
ASSIST by Patterson, Ashley	02:58			
	02:38	28-25	H 3	GOOD! 3 PTR by Walker, Mallory
	02:38			ASSIST by Hamilton, Megan
MISSED 3 PTR by Bass, Liz	02:22			
	02:22			REBOUND (DEF) by Walker, Mallory
	02:00			MISSED JUMPER by Walker, Britany
REBOUND (DEF) by Patterson, Ashley	02:00			
MISSED JUMPER by Bass, Sarah	01:45			
	01:45			BLOCK by Wright, Holly
REBOUND (OFF) by Patterson, Ashley	01:44			
GOOD! 3 PTR by Bass, Liz	01:42	31-25	H 6	

ASSIST by Mowery, Katie	01:42			
	01:15			MISSED JUMPER by Hamilton, Megan
REBOUND (DEF) by (TEAM)	01:15			
TURNOVR by Mowery, Katie	00:48			

2nd PERIOD Play-by-Play (Page 2)

HOME TEAM: Grace Golden Eagles	TIME	SCORE	MAR	VISITORS: Celina Bulldogs
	00:47			STEAL by Walker, Mallory
	00:30			TURNOVR by Wright, Holly
STEAL by Bass, Liz	00:29			
	00:26			FOUL by Donaldson, Deanna
GOOD! FT SHOT by Bass, Liz	00:26	32-25	H 7	
GOOD! FT SHOT by Bass, Liz	00:26	33-25	H 8	
	00:16			MISSED JUMPER by Donaldson, Deanna
	00:16			REBOUND (OFF) by Donaldson, Deanna
	00:12	33-27	H 6	GOOD! JUMPER by Donaldson, Deanna
FOUL by Bass, Sarah	00:05			
TURNOVR by Bass, Sarah	00:05			
FOUL by Robinson, Janna	00:04			
	00:04			MISSED FT SHOT by Walker, Britany
REBOUND (DEF) by Bass, Liz	00:04			
MISSED 3 PTR by Bass, Liz	00:00			
	00:00			REBOUND (DEF) by (TEAM)

Grace Golden Eagles 33, Celina Bulldogs 27

3rd PERIOD Play-by-Play (Page 1)

HOME TEAM: Grace Golden Eagles	TIME	SCORE	MAR	VISITORS: Celina Bulldogs
FOUL by Carmody, Hannah	07:43	33-27	H 6	
	07:43	33-28	H 5	GOOD! FT SHOT by Walker, Britany
	07:43	33-29	H 4	GOOD! FT SHOT by Walker, Britany
TURNOVR by Carmody, Hannah	07:27			
	07:26			STEAL by Hamilton, Megan
	07:21			MISSED JUMPER by Hamilton, Megan
	07:21			REBOUND (OFF) by Donaldson, Deanna
	07:18	33-31	H 2	GOOD! JUMPER by Donaldson, Deanna
GOOD! JUMPER by Bass, Sarah	07:10	35-31	H 4	
	06:57	35-33	H 2	GOOD! LAYUP by Walker, Britany
	06:57			ASSIST by Walker, Mallory
GOOD! JUMPER by Bass, Sarah	06:50	37-33	H 4	
	06:30	37-35	H 2	GOOD! JUMPER by Donaldson, Deanna
MISSED JUMPER by Carmody, Hannah	06:13			
	06:13			REBOUND (DEF) by Donaldson, Deanna
	06:09			TIMEOUT 30sec
	06:07			TURNOVR by Walker, Mallory
STEAL by Patterson, Ashley	06:02			
GOOD! JUMPER by Bass, Sarah	06:01	39-35	H 4	
	05:38			MISSED JUMPER by Wright, Holly
REBOUND (DEF) by Patterson, Ashley	05:38			
	05:35			FOUL by Walker, Mallory
MISSED 3 PTR by Hayes, Jackie	05:15			
	05:15			BLOCK by Wright, Holly
	05:13			REBOUND (DEF) by Wright, Holly
	04:52	39-37	H 2	GOOD! JUMPER by Walker, Britany
FOUL by Bass, Liz	04:50			
GOOD! JUMPER by Bass, Sarah	04:35	41-37	H 4	
FOUL by Bass, Liz	04:20			
	04:07	41-39	H 2	GOOD! JUMPER by Hamilton, Megan
MISSED JUMPER by Bass, Sarah	03:35			
	03:35			REBOUND (DEF) by Wright, Holly
FOUL by Patterson, Ashley	03:32			
	03:16	41-41	T 1	GOOD! JUMPER by Walker, Mallory
FOUL by Mowery, Katie	02:56			
	02:56			MISSED FT SHOT by Donaldson, Deanna
	02:56			REBOUND (OFF) by (DEADBALL)
	02:56	41-42	V 1	GOOD! FT SHOT by Donaldson, Deanna

GOOD! 3 PTR by Tucker, Jinna Anne	02:49	44-42	H 2	
ASSIST by Mowery, Katie	02:49			
GOOD! JUMPER by Bass, Sarah	02:42	46-42	H 4	
	02:14			MISSED JUMPER by Walker, Britany
REBOUND (DEF) by Patterson, Ashley	02:14			
MISSED 3 PTR by Hayes, Jackie	02:00			
	02:00			REBOUND (DEF) by Walker, Britany
FOUL by Hayes, Jackie	01:45			
FOUL by Bass, Sarah	01:45			
	01:45	46-43	H 3	GOOD! FT SHOT by Wright, Holly
	01:45	46-44	H 2	GOOD! FT SHOT by Wright, Holly
TURNOVR by Carmody, Hannah	01:31			
	01:30			STEAL by Hamilton, Megan
	01:27			FOUL by Donaldson, Deanna
	01:27			TURNOVR by Donaldson, Deanna
MISSED 3 PTR by Tucker, Jinna Anne	01:14			
REBOUND (OFF) by Patterson, Ashley	01:14			
MISSED JUMPER by Patterson, Ashley	01:12			

3rd PERIOD Play-by-Play (Page 2)

HOME TEAM: Grace Golden Eagles	TIME	SCORE	MAR	VISITORS: Celina Bulldogs
	01:12			REBOUND (DEF) by Wright, Holly
	01:06			MISSED JUMPER by Poindexter, Keshia
REBOUND (DEF) by Patterson, Ashley	01:06			
	00:59			FOUL by Poindexter, Keshia
TURNOVR by Mowery, Katie	00:36			
	00:34			STEAL by Walker, Mallory
	00:30			MISSED JUMPER by Poindexter, Keshia
REBOUND (DEF) by Patterson, Ashley	00:30			
MISSED JUMPER by Bass, Sarah	00:21			
	00:21			REBOUND (DEF) by Walker, Britany
FOUL by Bass, Sarah	00:19			
	00:19	46-45	H 1	GOOD! FT SHOT by Walker, Britany
	00:19	46-46	T 2	GOOD! FT SHOT by Walker, Britany
	00:15			FOUL by Walker, Mallory
GOOD! JUMPER by Bass, Sarah	00:09	48-46	H 2	

Grace Golden Eagles 48, Celina Bulldogs 46

4th PERIOD Play-by-Play (Page 1)

HOME TEAM: Grace Golden Eagles	TIME	SCORE	MAR	VISITORS: Celina Bulldogs
TURNOVR by Bass, Liz	07:27	48-46	H 2	
	07:03			MISSED 3 PTR by Hamilton, Megan
REBOUND (DEF) by Carmody, Hannah	07:03			
GOOD! 3 PTR by Bass, Liz	06:41	51-46	H 5	
ASSIST by Mowery, Katie	06:41			
FOUL by Carmody, Hannah	06:21			
	06:21	51-47	H 4	GOOD! FT SHOT by Walker, Britany
	06:21	51-48	H 3	GOOD! FT SHOT by Walker, Britany
GOOD! JUMPER by Bass, Liz	06:03	53-48	H 5	
	05:42			MISSED JUMPER by Hamilton, Megan
	05:42			REBOUND (OFF) by Hamilton, Megan
	05:30			MISSED JUMPER by Hamilton, Megan
	05:30			REBOUND (OFF) by Walker, Britany
	05:27	53-50	H 3	GOOD! JUMPER by Walker, Britany
	05:21			FOUL by Hamilton, Megan
	04:43			FOUL by Walker, Mallory
TURNOVR by Bass, Sarah	04:41			
	04:30			TURNOVR by Hamilton, Megan
STEAL by Patterson, Ashley	04:26			
TURNOVR by Bass, Liz	04:16			
	03:57			MISSED 3 PTR by Walker, Mallory
REBOUND (DEF) by Mowery, Katie	03:57			
GOOD! JUMPER by Bass, Sarah	03:51	55-50	H 5	
	03:38			TURNOVR by Donaldson, Deanna
STEAL by Bass, Liz	03:38			

GOOD! JUMPER by Bass, Sarah	03:38	57-50	H 7	
ASSIST by Bass, Liz	03:38			
	03:38			TIMEOUT TEAM
	03:19			MISSED JUMPER by Wright, Holly
	03:19			REBOUND (OFF) by Walker, Britany
	03:18	57-52	H 5	GOOD! JUMPER by Walker, Britany
FOUL by Carmody, Hannah	03:18			
	03:18	57-53	H 4	GOOD! FT SHOT by Walker, Britany
MISSED JUMPER by Mowery, Katie	02:43			
	02:43			REBOUND (DEF) by Wright, Holly
	02:29			TURNOVR by Walker, Mallory
STEAL by Patterson, Ashley	02:27			
	02:16			FOUL by Walker, Mallory
MISSED FT SHOT by Bass, Liz	02:16			
	02:16			REBOUND (DEF) by Walker, Britany
	02:08	57-55	H 2	GOOD! JUMPER by Wright, Holly
TIMEOUT 30sec	01:32			
TURNOVR by Bass, Liz	01:10			
	01:08			STEAL by Walker, Mallory
	01:02	57-57	T 1	GOOD! JUMPER by Donaldson, Deanna
GOOD! JUMPER by Bass, Liz	00:35	59-57	H 2	
	00:16			TURNOVR by Hamilton, Megan
STEAL by Patterson, Ashley	00:14			
	00:11			FOUL by Donaldson, Deanna
	00:11			TIMEOUT 30sec
GOOD! FT SHOT by Bass, Sarah	00:11	60-57	H 3	
GOOD! FT SHOT by Bass, Sarah	00:11	61-57	H 4	
TIMEOUT TEAM	00:11			
	00:04			TURNOVR by Donaldson, Deanna
STEAL by Bass, Liz	00:04			
	00:04			FOUL by Walker, Britany

4th PERIOD Play-by-Play (Page 2)

HOME TEAM: Grace Golden Eagles	TIME	SCORE	MAR	VISITORS: Celina Bulldogs
GOOD! FT SHOT by Bass, Liz	00:04	62-57	H 5	
GOOD! FT SHOT by Bass, Liz	00:04	63-57	H 6	
TIMEOUT TEAM	00:04			
	00:00			MISSED 3 PTR by Hamilton, Megan
REBOUND (DEF) by (TEAM)	00:00			

Grace Golden Eagles 63, Celina Bulldogs 57

1998 Class A State Girls' Basketball Tournament

March 11 - March 14, 1998 · Middle Tennessee State University - Murfreesboro

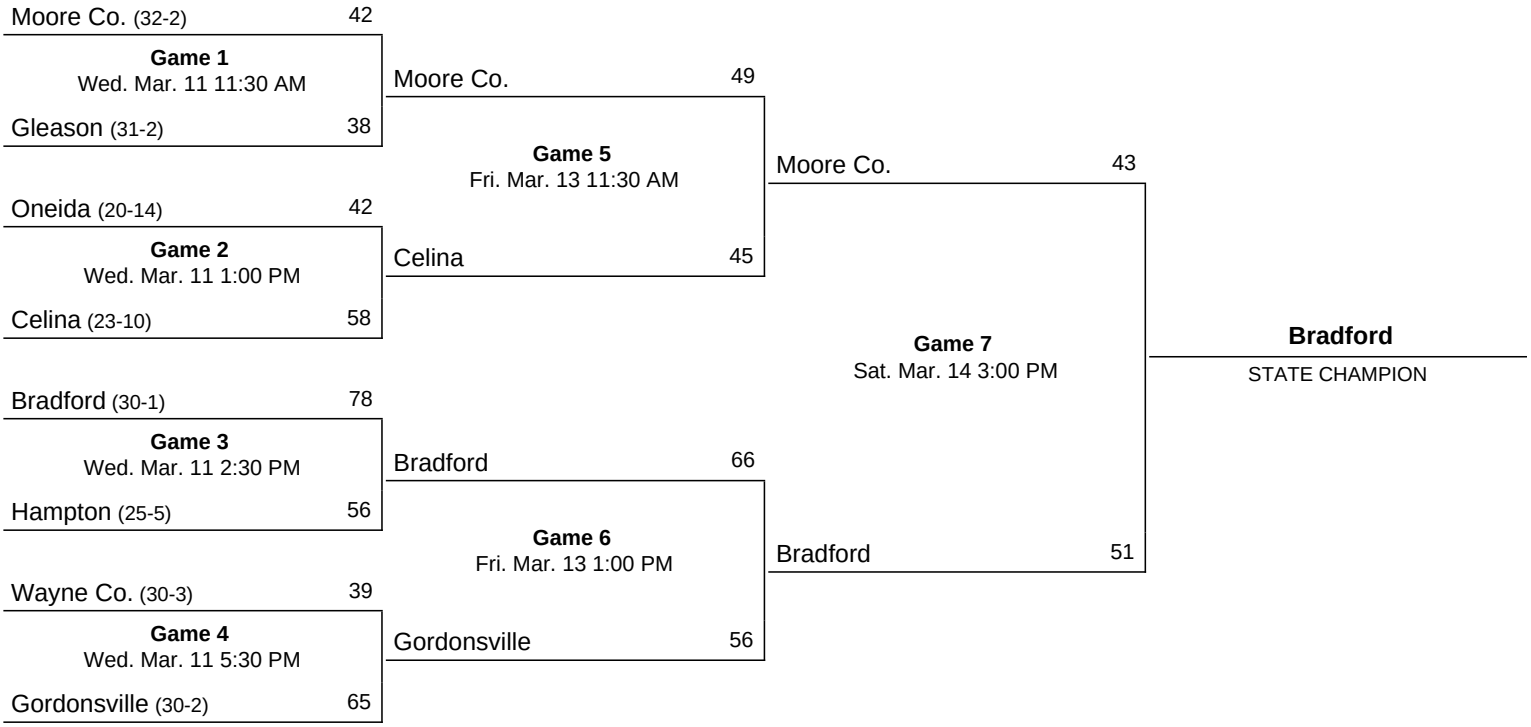

OFFICIAL NCAA BASKETBALL BOX SCORE

Site: Murfreesboro, Tenn.
Date: March 11, 1998

Celina High School (24-10)

Cel (VISITORS)			Total FG	Total AT	3-Pts FG	3-Pts AT	FT	AT	Rebounds OF	DF	To	PF	TP	A	TO	BK	ST	MN
41	Ashlock, Tara	f	12	17	0	0	4	8	6	8	14	1	28	0	1	0	1	31
44	Price, Crystal	f	2	7	1	3	0	0	3	7	10	2	5	2	5	0	0	31
24	Weddle, Trinity	c	0	5	0	0	0	0	1	4	5	0	0	0	0	6	0	25
11	Kendall, Amanda	g	4	14	1	3	2	2	6	3	9	0	11	4	2	1	4	31
35	Chambers, Michelle	g	3	15	3	10	0	1	2	4	6	1	9	2	1	0	3	31
12	Thompson, Amanda		1	3	0	1	0	0	1	2	3	3	2	0	0	0	1	6
10	Bailey, Claudia		0	0	0	0	0	0	0	0	0	0	0	0	0	0	0	1
14	Cross, Courtney		0	0	0	0	1	2	0	2	2	0	1	0	1	0	0	1
15	Key, Dana		0	1	0	0	2	2	0	1	1	0	2	0	1	0	0	1
21	Burnette, Cera		0	0	0	0	0	0	0	0	0	0	0	0	0	0	0	1
23	Melton, Erica		0	0	0	0	0	0	0	0	0	0	0	0	0	0	0	1
22	Price, Jessica		0	0	0	0	0	0	0	0	0	0	0	0	0	0	0	0+
32	Wright, Natasha		0	0	0	0	0	0	0	0	0	0	0	0	0	0	0	0+
30	Isenberg, Amber		--	--	--	--	--	--	--	--	--	--	--	--	--	--	--	DNP
	Team Totals								0	0	0				0			
	TOTALS		22	62	5	17	9	15	19	31	50	7	58	8	11	7	9	160

Deadball Rebounds: 3, 0: 3

Tot FG %:	1st Half:	10-34	.294	2nd Half: 12-28	.429	Game: .355
3-Pt FG %:	1st Half:	3- 8	.375	2nd Half: 2- 9	.222	Game: .294
FT % :	1st Half:	2- 4	.500	2nd Half: 7-11	.636	Game: .600

Oneida High School (20-15)

OHS (HOME)			Total FG	Total AT	3-Pts FG	3-Pts AT	FT	AT	Rebounds OF	DF	To	PF	TP	A	TO	BK	ST	MN
12	Wright, Jodie	f	2	7	0	1	0	0	1	0	1	1	4	1	0	0	0	25
13	Marcum, Hillary	f	3	7	0	0	0	2	1	6	7	2	6	1	2	0	0	23
20	Potter, Jodi	c	5	15	4	13	0	0	0	4	4	5	14	2	2	0	1	32-
4	Marcum, Jera	g	1	10	0	5	0	0	2	3	5	3	2	3	3	1	1	32
11	Pike, Rebekah	g	3	12	2	7	0	0	3	5	8	2	8	3	2	1	2	31
10	Strunk, Tina		0	1	0	0	0	0	0	1	1	0	0	0	0	0	0	1
22	Goad, Amanda		2	3	1	2	0	0	0	3	3	1	5	0	1	0	0	8
44	Boyatt, Tiffany		1	2	0	0	1	1	1	1	2	0	3	0	3	0	0	17
40	Walker, Sarah		0	1	0	1	0	0	0	0	0	0	0	0	0	0	0	1
25	Terry, Crystal		0	0	0	0	0	0	0	0	0	0	0	0	0	0	0	0+
21	Boyatt, Angie		--	--	--	--	--	--	--	--	--	--	--	--	--	--	--	DNP
33	Brown, Amber		--	--	--	--	--	--	--	--	--	--	--	--	--	--	--	DNP
41	Armstrong, Amanda		--	--	--	--	--	--	--	--	--	--	--	--	--	--	--	DNP
42	Baldwin, Kasey		--	--	--	--	--	--	--	--	--	--	--	--	--	--	--	DNP
50	Walker, Lakeisha		--	--	--	--	--	--	--	--	--	--	--	--	--	--	--	DNP
	Team Totals								3	1	4				0			
	TOTALS		17	58	7	29	1	3	11	24	35	14	42	10	13	2	4	160

Deadball Rebounds: 1, 0: 1

Tot FG %:	1st Half:	8-31	.258	2nd Half: 9-27	.333	Game: .293
3-Pt FG %:	1st Half:	4-14	.286	2nd Half: 3-15	.200	Game: .241
FT % :	1st Half:	1- 3	.333	2nd Half: 0- 0	.000	Game: .333

	1st	2nd	OT	OT	Tot
Cel	25	33			58
OHS	21	21			42

OFFICIALS: Larry Crumm, Sharon Wilson, Todd Buttrey
Technical Fouls: none
Attendance: TBA
Comments: TSSAA Girls State Tournament -- Quarterfinals

CEL 12 - 13 - 16 - 17 = 58
ONE. 10 - 11 - 11 - 10 = 42

OFFICIAL NCAA BASKETBALL BOX SCORE - FIRST HALF

Celina High School

Date: March 11, 1998

Cel (VISITORS)			Total FG	Total AT	3-Pts FG	3-Pts AT	FT	AT	Rebounds OF	Rebounds DF	Rebounds To	PF	TP	A	TO	BK	ST	MN
41	Ashlock, Tara	f	5	9	0	0	2	4	3	4	7	1	12	0	0	0	1	16
44	Price, Crystal	f	1	4	0	1	0	0	3	2	5	2	2	1	4	0	0	16
24	Weddle, Trinity	c	0	3	0	0	0	0	0	2	2	0	0	0	0	4	0	13
11	Kendall, Amanda	g	0	7	0	0	0	0	3	3	6	0	0	3	0	1	1	16
35	Chambers, Michelle	g	3	9	3	7	0	0	2	2	4	0	9	1	1	0	1	16
12	Thompson, Amanda		1	2	0	0	0	0	1	2	3	3	2	0	0	0	0	3
10	Bailey, Claudia		0	0	0	0	0	0	0	0	0	0	0	0	0	0	0	--
14	Cross, Courtney		0	0	0	0	0	0	0	0	0	0	0	0	0	0	0	--
15	Key, Dana		0	0	0	0	0	0	0	0	0	0	0	0	0	0	0	--
21	Burnette, Cera		0	0	0	0	0	0	0	0	0	0	0	0	0	0	0	--
22	Price, Jessica		0	0	0	0	0	0	0	0	0	0	0	0	0	0	0	--
23	Melton, Erica		0	0	0	0	0	0	0	0	0	0	0	0	0	0	0	--
30	Isenberg, Amber		0	0	0	0	0	0	0	0	0	0	0	0	0	0	0	--
32	Wright, Natasha		0	0	0	0	0	0	0	0	0	0	0	0	0	0	0	--
	Team Totals								0	0	0				0			
	TOTALS		10	34	3	8	2	4	12	15	27	6	25	5	5	5	3	80

Deadball Rebounds: 2, 0: 2

Tot FG %: 1st Half: 10-34 .294
3-Pt FG %: 1st Half: 3- 8 .375
FT % : 1st Half: 2- 4 .500

Oneida High School

OHS (HOME)			Total FG	Total AT	3-Pts FG	3-Pts AT	FT	AT	Rebounds OF	Rebounds DF	Rebounds To	PF	TP	A	TO	BK	ST	MN
12	Wright, Jodie	f	0	3	0	1	0	0	1	0	1	0	0	1	0	0	0	13
13	Marcum, Hillary	f	2	6	0	0	0	2	1	5	6	2	4	1	1	0	0	14
20	Potter, Jodi	c	3	8	3	7	0	0	0	3	3	2	9	0	2	0	0	16
4	Marcum, Jera	g	0	3	0	1	0	0	2	0	2	1	0	1	2	1	0	16
11	Pike, Rebekah	g	2	8	1	4	0	0	2	4	6	0	5	3	0	1	1	16
10	Strunk, Tina		0	1	0	0	0	0	0	0	0	0	0	0	0	0	0	1
22	Goad, Amanda		0	1	0	1	0	0	0	0	0	0	0	0	0	0	0	3
44	Boyatt, Tiffany		1	1	0	0	1	1	0	0	0	0	3	0	0	0	0	1
21	Boyatt, Angie		0	0	0	0	0	0	0	0	0	0	0	0	0	0	0	--
25	Terry, Crystal		0	0	0	0	0	0	0	0	0	0	0	0	0	0	0	--
33	Brown, Amber		0	0	0	0	0	0	0	0	0	0	0	0	0	0	0	--
40	Walker, Sarah		0	0	0	0	0	0	0	0	0	0	0	0	0	0	0	--
41	Armstrong, Amanda		0	0	0	0	0	0	0	0	0	0	0	0	0	0	0	--
42	Baldwin, Kasey		0	0	0	0	0	0	0	0	0	0	0	0	0	0	0	--
50	Walker, Lakeisha		0	0	0	0	0	0	0	0	0	0	0	0	0	0	0	--
	Team Totals								3	0	3				0			
	TOTALS		8	31	4	14	1	3	9	12	21	5	21	6	5	2	1	80

Deadball Rebounds: 1, 0: 1

Tot FG %: 1st Half: 8-31 .258
3-Pt FG %: 1st Half: 4-14 .286
FT % : 1st Half: 1- 3 .333

	1st	2nd	OT	OT	Tot
Cel	25				25
OHS	21				21

OFFICIALS: Larry Crumm, Sharon Wilson, Todd Buttrey
Technical Fouls: CEL. 12-13
Attendance: ONE 10-11
Comments: TSSAA Girls State Tournament -- Quarterfinals

OFFICIAL NCAA BASKETBALL BOX SCORE
Celina High School (24-11)

Site: Murfreesboro, Tenn.
Date: March 13, 1998

	CHS (VISITORS)		Total FG	Total AT	3-Pts FG	3-Pts AT	FT	FT AT	Rebounds OF	Rebounds DF	Rebounds To	PF	TP	A	TO	BK	ST	MN
41	Ashlock, Tara	f	2	7	0	0	3	4	0	8	8	1	7	2	1	1	0	32
44	Price, Crystal	f	2	6	2	6	0	2	1	2	3	4	6	1	3	0	0	32
24	Weddle, Trinity	c	2	5	0	0	0	0	2	0	2	5	4	0	2	0	0	24
11	Kendall, Amanda	g	3	5	1	2	3	5	0	5	5	3	10	4	3	2	3	32
35	Chambers, Michelle	g	6	16	4	12	2	3	1	1	2	2	18	2	1	0	2	32
12	Thompson, Amanda		0	0	0	0	0	0	0	3	3	2	0	1	0	0	0	8
10	Bailey, Claudia		--	--	--	--	--	--	--	--	--	--	--	--	--	--	--	DNP
14	Cross, Courtney		--	--	--	--	--	--	--	--	--	--	--	--	--	--	--	DNP
15	Key, Dana		--	--	--	--	--	--	--	--	--	--	--	--	--	--	--	DNP
21	Burnette, Cera		--	--	--	--	--	--	--	--	--	--	--	--	--	--	--	DNP
22	Price, Jessica		--	--	--	--	--	--	--	--	--	--	--	--	--	--	--	DNP
23	Melton, Erica		--	--	--	--	--	--	--	--	--	--	--	--	--	--	--	DNP
30	Isenberg, Amber		--	--	--	--	--	--	--	--	--	--	--	--	--	--	--	DNP
32	Wright, Natasha		--	--	--	--	--	--	--	--	--	--	--	--	--	--	--	DNP
	Team Totals								0	1	1				0			
	TOTALS		15	39	7	20	8	14	4	20	24	17	45	10	10	3	5	160

Deadball Rebounds: 2, 1: 3

Tot FG %:	1st Half:	9-23	.391	2nd Half:	6-16	.375	Game: .385
3-Pt FG %:	1st Half:	3-10	.300	2nd Half:	4-10	.400	Game: .350
FT % :	1st Half:	1- 2	.500	2nd Half:	7-12	.583	Game: .571

Moore County High School (34-2)

	MCHS (HOME)		Total FG	Total AT	3-Pts FG	3-Pts AT	FT	FT AT	Rebounds OF	Rebounds DF	Rebounds To	PF	TP	A	TO	BK	ST	MN
30	Martin, Megan	f	1	4	0	2	1	2	2	3	5	4	3	0	3	0	2	16
42	Thomas, Sandy	f	2	5	1	4	3	5	0	2	2	1	8	2	1	0	0	25
50	Holt, Janet	c	7	12	0	0	4	4	4	12	16	2	18	0	4	1	0	32
12	Logan, Renee	g	4	9	4	7	0	0	3	2	5	1	12	0	0	0	1	23
25	Holt, Amanda	g	0	3	0	3	0	2	2	1	3	2	0	1	1	0	0	30
10	Harris, Mandy		0	2	0	2	0	0	0	0	0	3	0	1	1	0	1	13
22	Watson, Amy		2	7	0	1	0	0	0	1	1	2	4	0	1	0	1	15
14	Sons, Jayna		1	2	1	2	1	3	0	2	2	0	4	2	0	0	1	10
44	Blackburn, Brooke		0	0	0	0	0	0	0	0	0	0	0	0	0	0	0	0+
15	Millsaps, Jessica		--	--	--	--	--	--	--	--	--	--	--	--	--	--	--	DNP
20	Logan, Laurie		--	--	--	--	--	--	--	--	--	--	--	--	--	--	--	DNP
	Team Totals								0	1	1				0			
	TOTALS		17	44	6	21	9	16	11	24	35	15	49	6	11	1	6	164

Deadball Rebounds: 2, 0: 2

Tot FG %:	1st Half:	7-21	.333	2nd Half:	10-23	.435	Game: .386
3-Pt FG %:	1st Half:	2- 8	.250	2nd Half:	4-13	.308	Game: .286
FT % :	1st Half:	2- 7	.286	2nd Half:	7- 9	.778	Game: .563

	1st	2nd	OT	OT	Tot
CHS	22	23			45
MCHS	18	31			49

	1st	2nd	3rd	4th
CHS	10	22	37	45
MCHS	11	18	26	49

OFFICIALS: Todd Buttrey, Felicia Grinter, Larry Crum
Technical Fouls: none
Attendance: TBA
Comments: TSSAA Class A Girls State Tournament -- Semifinals

OFFICIAL NCAA BASKETBALL BOX SCORE - FIRST HALF

Celina High School

Date: March 13, 1998

CHS (VISITORS)			Total FG	Total AT	3-Pts FG	3-Pts AT	FT	AT	Rebounds OF	DF	To	PF	TP	A	TO	BK	ST	MN
41	Ashlock, Tara	f	2	4	0	0	1	2	0	7	7	1	5	2	1	1	0	16
44	Price, Crystal	f	0	1	0	1	0	0	0	1	1	2	0	0	1	0	0	16
24	Weddle, Trinity	c	2	5	0	0	0	0	2	0	2	2	4	0	2	0	0	16
11	Kendall, Amanda	g	1	3	0	1	0	0	0	2	2	2	2	3	2	1	1	16
35	Chambers, Michelle	g	4	10	3	8	0	0	1	0	1	1	11	1	0	0	1	16
10	Bailey, Claudia		0	0	0	0	0	0	0	0	0	0	0	0	0	0	0	--
12	Thompson, Amanda		0	0	0	0	0	0	0	0	0	0	0	0	0	0	0	--
14	Cross, Courtney		0	0	0	0	0	0	0	0	0	0	0	0	0	0	0	--
15	Key, Dana		0	0	0	0	0	0	0	0	0	0	0	0	0	0	0	--
21	Burnette, Cera		0	0	0	0	0	0	0	0	0	0	0	0	0	0	0	--
22	Price, Jessica		0	0	0	0	0	0	0	0	0	0	0	0	0	0	0	--
23	Melton, Erica		0	0	0	0	0	0	0	0	0	0	0	0	0	0	0	--
30	Isenberg, Amber		0	0	0	0	0	0	0	0	0	0	0	0	0	0	0	--
32	Wright, Natasha		0	0	0	0	0	0	0	0	0	0	0	0	0	0	0	--
	Team Totals								0	1	1				0			
	TOTALS		9	23	3	10	1	2	3	11	14	8	22	6	6	2	2	80

Deadball Rebounds: 0, 1: 1

Tot FG %: 1st Half: 9-23 .391
3-Pt FG %: 1st Half: 3-10 .300
FT % : 1st Half: 1- 2 .500

Moore County High School

MCHS (HOME)			Total FG	Total AT	3-Pts FG	3-Pts AT	FT	AT	Rebounds OF	DF	To	PF	TP	A	TO	BK	ST	MN
30	Martin, Megan	f	1	2	0	0	1	2	2	1	3	0	3	0	2	0	1	7
42	Thomas, Sandy	f	0	2	0	2	1	3	0	2	2	0	1	2	0	0	0	16
50	Holt, Janet	c	2	5	0	0	0	0	1	5	6	1	4	0	2	0	0	16
12	Logan, Renee	g	2	5	2	3	0	0	1	2	3	0	6	0	0	0	1	15
25	Holt, Amanda	g	0	2	0	2	0	2	1	1	2	0	0	0	1	0	0	16
10	Harris, Mandy		0	0	0	0	0	0	0	0	0	1	0	0	1	0	1	5
22	Watson, Amy		2	5	0	1	0	0	0	0	0	1	4	0	1	0	1	9
14	Sons, Jayna		0	0	0	0	0	0	0	0	0	0	0	0	0	0	0	--
15	Millsaps, Jessica		0	0	0	0	0	0	0	0	0	0	0	0	0	0	0	--
20	Logan, Laurie		0	0	0	0	0	0	0	0	0	0	0	0	0	0	0	--
44	Blackburn, Brooke		0	0	0	0	0	0	0	0	0	0	0	0	0	0	0	--
	Team Totals								0	1	1				0			
	TOTALS		7	21	2	8	2	7	5	12	17	3	18	2	7	0	4	84

Deadball Rebounds: 2, 0: 2

Tot FG %: 1st Half: 7-21 .333
3-Pt FG %: 1st Half: 2- 8 .250
FT % : 1st Half: 2- 7 .286

	1st	2nd
CHS	10	22
MCHS	11	18

	1st	2nd	OT	OT	Tot
CHS	22				22
MCHS	18				18

OFFICIALS: Todd Buttrey, Felicia Grinter, Larry Crum
Technical Fouls:
Attendance:
Comments: TSSAA Class A Girls State Tournament -- Semifinals

1997 Class A State Girls' Basketball Tournament

March 5 - March 8, 1997 · Middle Tennessee State University - Murfreesboro

Game 1
Wed. Mar. 5 11:30 AM

Celina (28-4)	68
Hancock Co. (23-8)	48

Game 2
Wed. Mar. 5 1:00 PM

Chattanooga Grace (27-4)	49
Collinwood (14-16)	55

Game 3
Wed. Mar. 5 2:30 PM

Gordonsville (25-8)	84
USJ (22-9)	62

Game 4
Wed. Mar. 5 5:30 PM

Moore Co. (30-1)	49
Bradford (30-2)	69

Game 5
Fri. Mar. 7 11:30 AM

Celina	64
Collinwood	43

OT
Game 6
Fri. Mar. 7 1:00 PM

Gordonsville	54
Bradford	60

Game 7
Sat. Mar. 8 3:00 PM

Celina	47
Bradford	64

Bradford
STATE CHAMPION

OFFICIAL NCAA BASKETBALL BOX SCORE A Final Site: Murfreesboro, Tenn.

Hancock County High School (23-9) Date: March 5, 1997

HC (VISITORS)			Total FG	Total AT	3-Pts FG	3-Pts AT	FT	FT AT	Rebounds OF	Rebounds DF	Rebounds To	PF	TP	A	TO	BK	ST	MN
5	Caldwell, Kara	f	6	6	0	0	0	2	5	2	7	4	12	0	1	1	2	31
11	Jones, Miranda	f	1	7	0	0	1	2	3	3	6	3	3	4	5	0	0	22
51	Harrison, Marsha	c	3	5	0	0	2	3	4	6	10	3	8	0	1	1	0	21
20	Sexton, Heather	g	7	18	0	0	0	0	1	1	2	1	14	2	2	0	1	30
52	Seal, LeAnne	g	4	14	3	10	0	0	1	3	4	1	11	1	6	0	3	30
41	Reed, Paula		0	4	0	0	0	0	2	2	4	4	0	0	1	0	0	20
42	Collins, Kasey		0	4	0	0	0	0	1	0	1	0	0	2	3	0	0	10
14	Perry, Angel		0	2	0	0	0	0	0	1	1	2	0	1	1	0	0	7
32	Clonce, Leslie		0	2	0	0	0	0	3	0	3	0	0	0	0	0	0	3
10	Godsey, Jeri		0	0	0	0	0	0	0	0	0	0	0	0	1	0	0	2
	Team Totals								1	2	3				0			
	TOTALS		21	62	3	10	3	7	21	20	41	18	48	10	21	2	6	160

Deadball Rebounds: 4, 0: 4

Tot FG %:	1st Half: 10-24	.417	2nd Half: 11-38	.289	Game: .339
3-Pt FG %:	1st Half: 3- 6	.500	2nd Half: 0- 4	.000	Game: .300
FT % :	1st Half: 0- 2	.000	2nd Half: 3- 5	.600	Game: .429

Celina High School (29-4)

CH (HOME)			Total FG	Total AT	3-Pts FG	3-Pts AT	FT	FT AT	Rebounds OF	Rebounds DF	Rebounds To	PF	TP	A	TO	BK	ST	MN
20	Davenport, Jennifer	f	1	4	1	2	1	2	0	2	2	2	4	1	2	0	1	27
41	Ashlock, Tara	f	7	12	0	0	9	12	2	2	4	4	23	3	1	0	2	24
52	Davis, Nicole	c	6	11	0	0	3	9	5	5	10	3	15	1	2	0	1	32-
11	Kendall, Amanda	g	1	8	0	3	2	2	0	6	6	1	4	5	4	1	5	31
35	Chambers, Michelle	g	6	11	5	10	2	2	2	2	4	2	19	4	1	0	1	31
32	Walker, Kaylan		0	0	0	0	1	2	1	2	3	0	1	0	0	0	0	9
44	Price, Crystal		1	1	0	0	0	1	1	0	1	0	2	0	1	0	0	5
30	Isenberg, Amber		0	0	0	0	0	0	0	1	1	0	0	0	0	0	0	1
12	Thompson, Amanda		--	--	--	--	--	--	--	--	--	--	--	--	--	--	--	DNP
14	Cross, Courtney		--	--	--	--	--	--	--	--	--	--	--	--	--	--	--	DNP
15	Key, Dana		--	--	--	--	--	--	--	--	--	--	--	--	--	--	--	DNP
21	Burnette, Cera		--	--	--	--	--	--	--	--	--	--	--	--	--	--	--	DNP
23	Melton, Erica		--	--	--	--	--	--	--	--	--	--	--	--	--	--	--	DNP
24	Weddle, Trinity		--	--	--	--	--	--	--	--	--	--	--	--	--	--	--	DNP
51	McLerran, Andrea		--	--	--	--	--	--	--	--	--	--	--	--	--	--	--	DNP
	Team Totals								0	0	0				0			
	TOTALS		22	47	6	15	18	30	11	20	31	12	68	14	11	1	10	160

Deadball Rebounds: 6, 0: 6

Tot FG %:	1st Half: 10-24	.417	2nd Half: 12-23	.522	Game: .468
3-Pt FG %:	1st Half: 3- 7	.429	2nd Half: 3- 8	.375	Game: .400
FT % :	1st Half: 11-15	.733	2nd Half: 7-15	.467	Game: .600

	1st	2nd	OT	OT	Tot
HC	23	25			48
CH	34	34			68

OFFICIALS: Frank Hammons, Marvin Leach, Joe Scruggs
Technical Fouls: none
Attendance: tba
Comments: TSSAA Girls State Tournament -- Class A Quarterfinals

HC 16 7 ~~20~~ 12 13
CH 12 22 ~~10~~ 15 19

OFFICIAL NCAA BASKETBALL BOX SCORE - FIRST HALF A ½ Time

Hancock County High School — Date: March 5, 1997

	HC (VISITORS)		Total FG	Total AT	3-Pts FG	3-Pts AT	FT	FT AT	Rebounds OF	Rebounds DF	Rebounds To	PF	TP	A	TO	BK	ST	MN
5	Caldwell, Kara	f	2	2	0	0	0	2	2	2	4	3	4	0	0	0	0	11
11	Jones, Miranda	f	1	3	0	0	0	0	2	3	5	0	2	4	3	0	0	16
51	Harrison, Marsha	c	1	1	0	0	0	0	0	0	0	2	2	0	0	0	0	6
20	Sexton, Heather	g	2	7	0	0	0	0	0	1	1	0	4	1	0	0	0	16
52	Seal, LeAnne	g	4	9	3	6	0	0	1	1	2	0	11	0	4	0	1	16
41	Reed, Paula		0	1	0	0	0	0	0	2	2	4	0	0	1	0	0	9
42	Collins, Kasey		0	0	0	0	0	0	0	0	0	0	0	0	2	0	0	3
14	Perry, Angel		0	1	0	0	0	0	0	1	1	0	0	0	0	0	0	2
32	Clonce, Leslie		0	0	0	0	0	0	0	0	0	0	0	0	0	0	0	1
10	Godsey, Jeri		0	0	0	0	0	0	0	0	0	0	0	0	0	0	0	--
	Team Totals								0	0	0				0			
	TOTALS		10	24	3	6	0	2	5	10	15	9	23	5	10	0	1	80

Deadball Rebounds: 1, 0: 1

Tot FG %: 1st Half: 10-24 .417
3-Pt FG %: 1st Half: 3- 6 .500
FT % : 1st Half: 0- 2 .000

Celina High School

	CH (HOME)		Total FG	Total AT	3-Pts FG	3-Pts AT	FT	FT AT	Rebounds OF	Rebounds DF	Rebounds To	PF	TP	A	TO	BK	ST	MN
20	Davenport, Jennifer	f	0	1	0	1	0	0	0	1	1	2	0	0	1	0	1	15
41	Ashlock, Tara	f	3	7	0	0	8	10	2	1	3	1	14	1	1	0	1	16
52	Davis, Nicole	c	3	6	0	0	3	5	2	3	5	2	9	1	1	0	1	16
11	Kendall, Amanda	g	1	4	0	0	0	0	0	3	3	1	2	4	1	0	2	16
35	Chambers, Michelle	g	3	6	3	6	0	0	1	2	3	0	9	0	0	0	0	16
32	Walker, Kaylan		0	0	0	0	0	0	0	0	0	0	0	0	0	0	0	1
12	Thompson, Amanda		0	0	0	0	0	0	0	0	0	0	0	0	0	0	0	--
14	Cross, Courtney		0	0	0	0	0	0	0	0	0	0	0	0	0	0	0	--
15	Key, Dana		0	0	0	0	0	0	0	0	0	0	0	0	0	0	0	--
21	Burnette, Cera		0	0	0	0	0	0	0	0	0	0	0	0	0	0	0	--
23	Melton, Erica		0	0	0	0	0	0	0	0	0	0	0	0	0	0	0	--
24	Weddle, Trinity		0	0	0	0	0	0	0	0	0	0	0	0	0	0	0	--
30	Isenberg, Amber		0	0	0	0	0	0	0	0	0	0	0	0	0	0	0	--
44	Price, Crystal		0	0	0	0	0	0	0	0	0	0	0	0	0	0	0	--
51	McLerran, Andrea		0	0	0	0	0	0	0	0	0	0	0	0	0 ~~2~~	0	0	--
	Team Totals								0	0	0				0			
	TOTALS		10	24	3	7	11	15	5	10	15	6	34	6	4 ~~6~~	0	5	80

Deadball Rebounds: 3, 0: 3

Tot FG %: 1st Half: 10-24 .417
3-Pt FG %: 1st Half: 3- 7 .429
FT % : 1st Half: 11-15 .733

HC 16 7
Cel 12 22

	1st	2nd	OT	OT	Tot
HC	~~23~~				23
CH	~~34~~				34

OFFICIALS: Frank Hammons, Marvin Leach, Joe Scruggs
Technical Fouls:
Attendance:
Comments: TSSAA Girls State Tournament -- Class A Quarterfinals

OFFICIAL NCAA BASKETBALL BOX SCORE — Site: Murfreesboro, Tenn.

Collinwood High School (15-17) — Date: March 7, 1997

	CHS (VISITORS)		Total FG	Total AT	3-Pts FG	3-Pts AT	FT	FT AT	Rebounds OF	Rebounds DF	Rebounds To	PF	TP	A	TO	BK	ST	MN
20	Nelson, Kodi	f	6	13	0	1	4	6	1	5	6	3	16	0	5	0	2	28
22	Overstreet, Angie	f	0	6	0	3	2	2	2	4	6	1	2	2	1	0	1	25
31	Melson, Terrah	c	3	9	0	0	2	3	2	4	6	1	8	0	0	0	3	26
12	Daniel, Jocelyn	g	1	4	0	1	1	3	1	3	4	4	3	2	5	0	3	20
14	Thompson, Shelaine	g	1	9	0	7	4	4	0	1	1	3	6	2	2	0	0	26
23	Thompson, Ashley		1	1	0	0	0	1	1	1	2	0	2	0	0	0	0	8
21	Sanderson, Heather		2	6	0	0	0	0	1	3	4	0	4	2	1	0	0	15
24	Jones, Keysha		1	2	0	1	0	0	1	1	2	3	2	0	0	0	1	9
32	Stricklin, Amy		0	0	0	0	0	0	0	0	0	1	0	0	0	0	0	2
13	Hensley, Angela		0	0	0	0	0	0	0	0	0	0	0	0	0	0	0	1
	Team Totals								0	0	0				0			
	TOTALS		15	50	0	13	13	19	9	22	31	16	43	8	14	0	10	160

Deadball Rebounds: 0, 0: 0

Tot FG %:	1st Half:	5-22	.227	2nd Half:	10-28	.357	Game: .300
3-Pt FG %:	1st Half:	0- 6	.000	2nd Half:	0- 7	.000	Game: .000
FT % :	1st Half:	8-11	.727	2nd Half:	5- 8	.625	Game: .684

Celina High School (30-4)

	CH (HOME)		Total FG	Total AT	3-Pts FG	3-Pts AT	FT	FT AT	Rebounds OF	Rebounds DF	Rebounds To	PF	TP	A	TO	BK	ST	MN
35	Chambers, Michelle	f	4	8	3	6	0	0	0	5	5	3	11	2	2	0	1	22
41	Ashlock, Tara	f	3	9	0	0	3	5	1	8	9	2	9	0	3	0	1	24
52	Davis, Nicole	c	8	11	0	0	3	5	3	5	8	3	19	2	2	1	1	~~32~~ 31
11	Kendall, Amanda	g	4	11	2	6	2	2	1	1	2	1	12	4	2	0	4	~~28~~ 27
20	Davenport, Jennifer	g	2	5	0	3	0	0	0	4	4	2	4	6	3	0	3	~~26~~ 25
32	Walker, Kaylan		2	3	2	3	0	0	0	2	2	2	6	3	2	0	0	14
44	Price, Crystal		0	0	0	0	0	0	1	3	4	2	0	1	0	0	0	12
30	Isenberg, Amber		0	0	0	0	0	0	0	1	1	2	0	0	2	0	0	2
14	Cross, Courtney		0	0	0	0	0	0	0	0	0	0	0	0	0	0	0	1
23	Melton, Erica		0	0	0	0	1	2	0	1	1	1	1	0	0	0	0	1
24	Weddle, Trinity		0	0	0	0	0	0	0	0	0	1	0	0	0	0	0	1
51	McLerran, Andrea		0	0	0	0	2	2	0	1	1	0	2	0	0	0	0	1
10	Bailey, Claudia		0	0	0	0	0	0	0	0	0	0	0	0	0	0	0	1
12	Thompson, Amanda		0	0	0	0	0	0	0	0	0	0	0	0	0	0	0	0+
55	Barlow, Janet		0	0	0	0	0	0	0	0	0	0	0	0	0	0	0	0+
21	Burnette, Cera		--	--	--	--	--	--	--	--	--	--	--	--	--	--	--	DNP
	Team Totals								0	1	1				0			160
	TOTALS		23	47	7	18	11	16	6	32	38	19	64	18	16	1	10	~~164~~

Deadball Rebounds: 1, 0: 1

Tot FG %:	1st Half:	15-32	.469	2nd Half:	8-15	.533	Game: .489
3-Pt FG %:	1st Half:	2- 8	.250	2nd Half:	5-10	.500	Game: .389
FT % :	1st Half:	4- 6	.667	2nd Half:	7-10	.700	Game: .688

	1st	2nd	OT	OT	Tot
CHS	18	25			43
CH	36	28			64

OFFICIALS: Joe Scruggs, Karen Crook, Rosalind Gooden

Technical Fouls: none

Attendance: TBA

Comments: 1997 TSSAA Girls State Tournament -- Class A Semifinal

CHS	3	15	14	11
CH	21	15	15	13

~~CHS~~	3	15	14	11

OFFICIAL NCAA BASKETBALL BOX SCORE - FIRST HALF

Collinwood High School — Date: March 7, 1997

	CHS (VISITORS)		Total FG	Total AT	3-Pts FG	3-Pts AT	FT	FT AT	Rebounds OF	Rebounds DF	Rebounds To	PF	TP	A	TO	BK	ST	MN
20	Nelson, Kodi	f	2	6	0	0	4	6	0	3	3	0	8	0	3	0	1	14
22	Overstreet, Angie	f	0	3	0	2	2	2	2	1	3	0	2	1	0	0	0	15
31	Melson, Terrah	c	0	3	0	0	0	0	0	3	3	0	0	0	0	0	1	12
12	Daniel, Jocelyn	g	0	3	0	1	0	0	0	1	1	4	0	1	4	0	2	12
14	Thompson, Shelaine	g	1	4	0	3	2	2	0	1	1	2	4	1	1	0	0	14
23	Thompson, Ashley		1	1	0	0	0	1	1	1	2	0	2	0	0	0	0	6
21	Sanderson, Heather		1	2	0	0	0	0	0	3	3	0	2	0	1	0	0	7
13	Hensley, Angela		0	0	0	0	0	0	0	0	0	0	0	0	0	0	0	--
24	Jones, Keysha		0	0	0	0	0	0	0	0	0	0	0	0	0	0	0	--
32	Stricklin, Amy		0	0	0	0	0	0	0	0	0	0	0	0	0	0	0	--
	Team Totals								0	0	0				0			
	TOTALS		5	22	0	6	8	11	3	13	16	6	18	3	9	0	4	80

Deadball Rebounds: 0, 0: 0

Tot FG %: 1st Half: 5-22 .227
3-Pt FG %: 1st Half: 0- 6 .000
FT % : 1st Half: 8-11 .727

Celina High School

	CH (HOME)		Total FG	Total AT	3-Pts FG	3-Pts AT	FT	FT AT	Rebounds OF	Rebounds DF	Rebounds To	PF	TP	A	TO	BK	ST	MN
35	Chambers, Michelle	f	0	2	0	1	0	0	0	5	5	2	0	2	1	0	1	11
41	Ashlock, Tara	f	2	7	0	0	1	2	1	3	4	2	5	0	1	0	0	11
52	Davis, Nicole	c	7	9	0	0	3	4	2	4	6	1	17	0	1	1	1	20
11	Kendall, Amanda	g	3	9	1	4	0	0	1	1	2	1	7	2	1	0	3	16
20	Davenport, Jennifer	g	2	4	0	2	0	0	0	2	2	2	4	5	1	0	2	15
32	Walker, Kaylan		1	1	1	1	0	0	0	0	0	1	3	2	2	0	0	6
44	Price, Crystal		0	0	0	0	0	0	1	2	3	2	0	1	0	0	0	5
12	Thompson, Amanda		0	0	0	0	0	0	0	0	0	0	0	0	0	0	0	--
14	Cross, Courtney		0	0	0	0	0	0	0	0	0	0	0	0	0	0	0	--
15	Key, Dana		0	0	0	0	0	0	0	0	0	0	0	0	0	0	0	--
21	Burnette, Cera		0	0	0	0	0	0	0	0	0	0	0	0	0	0	0	--
23	Melton, Erica		0	0	0	0	0	0	0	0	0	0	0	0	0	0	0	--
24	Weddle, Trinity		0	0	0	0	0	0	0	0	0	0	0	0	0	0	0	--
30	Isenberg, Amber		0	0	0	0	0	0	0	0	0	0	0	0	0	0	0	--
51	McLerran, Andrea		0	0	0	0	0	0	0	0	0	0	0	0	0	0	0	--
	Team Totals								0	0	0				0			
	TOTALS		15	32	2	8	4	6	5	17	22	11	36	12	7	1	7	84

Deadball Rebounds: 1, 0: 1

Tot FG %: 1st Half: 15-32 .469
3-Pt FG %: 1st Half: 2- 8 .250
FT % : 1st Half: 4- 6 .667

CHS	3	15
CH	21	15

	1st	2nd	OT	OT	Tot
CHS	18				18
CH	36				36

OFFICIALS: Joe Scruggs, Karen Crook, Rosalind Gooden
Technical Fouls:
Attendance:
Comments: 1997 TSSAA Girls State Tournament -- Class A Semifinal

OFFICIAL NCAA BASKETBALL BOX SCORE — Site: Murfreesboro, Tenn.

Bradford High School (33-2) — Date: March 8, 1997

BHS (VISITORS)			Total FG	Total AT	3-Pts FG	3-Pts AT	FT	AT	Rebounds OF	DF	To	PF	TP	A	TO	BK	ST	MN
22	Loynes, Jodi	f	4	10	4	10	7	8	3	1	4	2	19	4	1	0	1	32
32	Tuggles, Tonya	f	6	10	0	0	5	6	4	6	10	2	17	3	0	0	1	47
54	Brown, Tesheka	c	3	6	0	0	4	6	5	7	12	2	10	1	2	2	1	30
10	Sellers, Mindy	g	2	8	1	6	0	0	0	1	1	2	5	4	1	0	2	30
11	Henson, Jessica	g	4	12	3	7	0	0	2	1	3	2	11	1	3	0	1	31
30	Bennett, Karla		1	1	0	0	0	0	1	1	2	0	2	0	0	0	0	4
21	Foren, Damaris		0	0	0	0	0	0	0	0	0	0	0	0	0	0	0	1
23	White, Casey		0	0	0	0	0	0	0	0	0	0	0	0	0	0	0	1
44	Campbell, Brittney		0	0	0	0	0	0	0	0	0	0	0	0	0	0	0	1
14	McCartney, Lara		--	--	--	--	--	--	--	--	--	--	--	--	--	--	--	DNP
20	Thomas, Kenya		--	--	--	--	--	--	--	--	--	--	--	--	--	--	--	DNP
25	Lannom, Paige		--	--	--	--	--	--	--	--	--	--	--	--	--	--	--	DNP
31	Golden, Laura		--	--	--	--	--	--	--	--	--	--	--	--	--	--	--	DNP
42	Manning, Michelle		--	--	--	--	--	--	--	--	--	--	--	--	--	--	--	DNP
55	Bryant, Emily		--	--	--	--	--	--	--	--	--	--	--	--	--	--	--	DNP
	Team Totals								0	0	0				0			
	TOTALS		20	47	8	23	16	20	15	17	32	10	64	13	7	2	6	160

Deadball Rebounds: 1, 0: 1

Tot FG %:	1st Half:	7-24	.292	2nd Half:	13-23	.565	Game:	.426
3-Pt FG %:	1st Half:	3-15	.200	2nd Half:	5- 8	.625	Game:	.348
FT % :	1st Half:	3- 4	.750	2nd Half:	13-16	.813	Game:	.800

Celina High School (30-5)

CH (HOME)			Total FG	Total AT	3-Pts FG	3-Pts AT	FT	AT	Rebounds OF	DF	To	PF	TP	A	TO	BK	ST	MN
35	Chambers, Michelle	f	2	7	2	7	0	0	1	2	3	3	6	0	6	0	1	29
41	Ashlock, Tara	f	4	9	0	0	1	2	3	4	7	1	9	3	1	0	1	29
52	Davis, Nicole	c	8	13	0	1	0	0	3	6	9	2	16	2	0	0	0	32
11	Kendall, Amanda	g	3	9	2	7	0	0	3	2	5	2	8	2	1	0	1	32
20	Davenport, Jennifer	g	2	6	1	4	0	0	0	1	1	1	5	2	2	0	1	43
44	Price, Crystal		1	1	1	1	0	0	0	0	0	4	3	0	0	0	0	5
32	Walker, Kaylan		0	1	0	1	0	0	0	0	0	1	0	0	0	0	0	6
10	Bailey, Claudia		--	--	--	--	--	--	--	--	--	--	--	--	--	--	--	DNP
12	Thompson, Amanda		--	--	--	--	--	--	--	--	--	--	--	--	--	--	--	DNP
15	Key, Dana		--	--	--	--	--	--	--	--	--	--	--	--	--	--	--	DNP
21	Burnette, Cera		--	--	--	--	--	--	--	--	--	--	--	--	--	--	--	DNP
23	Melton, Erica		--	--	--	--	--	--	--	--	--	--	--	--	--	--	--	DNP
24	Weddle, Trinity		--	--	--	--	--	--	--	--	--	--	--	--	--	--	--	DNP
30	Isenberg, Amber		--	--	--	--	--	--	--	--	--	--	--	--	--	--	--	DNP
51	McLerran, Andrea		--	--	--	--	--	--	--	--	--	--	--	--	--	--	--	DNP
55	Barlow, Janet		--	--	--	--	--	--	--	--	--	--	--	--	--	--	--	DNP
	Team Totals								0	0	0				0			
	TOTALS		20	46	6	21	1	2	10	15	25	14	47	9	10	0	4	160

Deadball Rebounds: 0, 0: 0

Tot FG %:	1st Half:	11-22	.500	2nd Half:	9-24	.375	Game:	.435
3-Pt FG %:	1st Half:	1- 7	.143	2nd Half:	5-14	.357	Game:	.286
FT % :	1st Half:	0- 0	.000	2nd Half:	1- 2	.500	Game:	.500

	1st	2nd	OT	OT	Tot
BHS	20	44			64
CH	23	24			47
BHS	9	11	21		26
CH	11	12	15		5

OFFICIALS: Ron Woods, Ken Everett, Howard Henson

Technical Fouls: none

Attendance: TBA

Comments: 1997 TSSAA Class A State Championship

OFFICIAL NCAA BASKETBALL BOX SCORE - FIRST HALF

Bradford High School

Date: March 8, 1997

BHS (VISITORS)			Total FG	Total AT	3-Pts FG	3-Pts AT	FT	AT	Rebounds OF	DF	To	PF	TP	A	TO	BK	ST	MN
22	Loynes, Jodi	f	2	7	2	7	0	0	1	1	2	0	6	2	1	0	0	16
32	Tuggles, Tonya	f	1	3	0	0	1	2	2	1	3	0	3	2	0	0	1	16
54	Brown, Tesheka	c	1	2	0	0	2	2	2	3	5	2	4	0	1	0	1	14
10	Sellers, Mindy	g	0	5	0	5	0	0	0	0	0	1	0	0	1	0	1	16
11	Henson, Jessica	g	2	6	1	3	0	0	2	0	2	2	5	0	3	0	1	16
30	Bennett, Karla		1	1	0	0	0	0	1	0	1	0	2	0	0	0	0	2
14	McCartney, Lara		0	0	0	0	0	0	0	0	0	0	0	0	0	0	0	--
20	Thomas, Kenya		0	0	0	0	0	0	0	0	0	0	0	0	0	0	0	--
21	Foren, Damaris		0	0	0	0	0	0	0	0	0	0	0	0	0	0	0	--
23	White, Casey		0	0	0	0	0	0	0	0	0	0	0	0	0	0	0	--
25	Lannom, Paige		0	0	0	0	0	0	0	0	0	0	0	0	0	0	0	--
31	Golden, Laura		0	0	0	0	0	0	0	0	0	0	0	0	0	0	0	--
42	Manning, Michelle		0	0	0	0	0	0	0	0	0	0	0	0	0	0	0	--
44	Campbell, Brittney		0	0	0	0	0	0	0	0	0	0	0	0	0	0	0	--
55	Bryant, Emily		0	0	0	0	0	0	0	0	0	0	0	0	0	0	0	--
	Team Totals								0	0	0				0			
	TOTALS		7	24	3	15	3	4	8	5	13	5	20	4	6	0	4	80

Deadball Rebounds: 0, 0: 0

Tot FG %: 1st Half: 7-24 .292
3-Pt FG %: 1st Half: 3-15 .200
FT % : 1st Half: 3- 4 .750

Celina High School

CH (HOME)			Total FG	Total AT	3-Pts FG	3-Pts AT	FT	AT	Rebounds OF	DF	To	PF	TP	A	TO	BK	ST	MN
35	Chambers, Michelle	f	1	2	1	2	0	0	0	1	1	1	3	0	3	0	1	16
41	Ashlock, Tara	f	3	5	0	0	0	0	2	4	6	1	6	2	1	0	1	16
52	Davis, Nicole	c	5	8	0	1	0	0	2	4	6	2	10	1	0	0	0	16
11	Kendall, Amanda	g	1	5	0	3	0	0	2	1	3	0	2	0	1	0	1	16
20	Davenport, Jennifer	g	1	2	0	1	0	0	0	0	0	0	2	2	1	0	1	16
10	Bailey, Claudia		0	0	0	0	0	0	0	0	0	0	0	0	0	0	0	--
12	Thompson, Amanda		0	0	0	0	0	0	0	0	0	0	0	0	0	0	0	--
15	Key, Dana		0	0	0	0	0	0	0	0	0	0	0	0	0	0	0	--
21	Burnette, Cera		0	0	0	0	0	0	0	0	0	0	0	0	0	0	0	--
23	Melton, Erica		0	0	0	0	0	0	0	0	0	0	0	0	0	0	0	--
24	Weddle, Trinity		0	0	0	0	0	0	0	0	0	0	0	0	0	0	0	--
30	Isenberg, Amber		0	0	0	0	0	0	0	0	0	0	0	0	0	0	0	--
32	Walker, Kaylan		0	0	0	0	0	0	0	0	0	0	0	0	0	0	0	--
44	Price, Crystal		0	0	0	0	0	0	0	0	0	0	0	0	0	0	0	--
51	McLerran, Andrea		0	0	0	0	0	0	0	0	0	0	0	0	0	0	0	--
55	Barlow, Janet		0	0	0	0	0	0	0	0	0	0	0	0	0	0	0	--
	Team Totals								0	0	0				0			
	TOTALS		11	22	1	7	0	0	6	10	16	4	23	5	6	0	4	80

Deadball Rebounds: 0, 0: 0

Tot FG %: 1st Half: 11-22 .500
3-Pt FG %: 1st Half: 1- 7 .143
FT % : 1st Half: 0- 0 .000

	1st	2nd	OT	OT	Tot
BHS	20				20
CH	23				23

OFFICIALS: Ron Woods, Ken Everett, Howard Henson
Technical Fouls:
Attendance: TBA
Comments: 1997 TSSAA Class A State Championship

1995 Class A State Girls' Basketball Tournament

March 8 - March 11, 1995 · Middle Tennessee State University - Murfreesboro

Game 1
Wed. Mar. 8 11:30 AM

Gleason (30-2)	48
Clarkrange (32-3)	58

Game 2
Wed. Mar. 8 1:00 PM

Oneida (25-8)	55
Lookout Valley (30-4)	51

Game 3
Wed. Mar. 8 2:30 PM

Wayne Co. (25-5)	70
Forrest (23-5)	60

Game 4
Wed. Mar. 8 5:30 PM

Celina (22-111)	42
Bradford (28-4)	53

Game 5
Fri. Mar. 10 11:30 AM

Clarkrange	49
Oneida	44

Game 6
Fri. Mar. 10 1:00 PM

Wayne Co.	43
Bradford	47

Game 7
Sat. Mar. 11 3:00 PM

Clarkrange	43
Bradford	26

Clarkrange
STATE CHAMPION

010

OFFICIAL NCAA BASKETBALL BOX SCORE

Site: Murfreesboro, Tennessee

Date: March 8, 1995

Bradford High School (29-4)

BHS (VISITORS)			Total FG	Total AT	3-Pts FG	3-Pts AT	FT	FT AT	Rebounds OF	Rebounds DF	Rebounds To	PF	TP	A	TO	BK	ST	MN
10	Sellers, Mindy	f	2	4	0	2	2	2	0	1	1	2	6	1	2	0	2	30
32	Tuggles, Tonya	f	7	10	0	0	6	10	4	12	16	4	20	2	3	0	2	29
54	Tuggles, Bridgette	c	0	2	0	0	0	0	1	3	4	4	0	6	2	0	2	17
15	Loynes, Jodi	g	1	8	1	4	0	0	1	3	4	3	3	2	5	0	0	30
25	Akin, Kelly	g	1	1	1	1	2	4	0	1	1	1	5	0	1	0	2	24
11	Mitchell, Casey		1	1	0	0	0	2	0	0	0	0	2	0	0	0	0	5
30	Loynes, Jerica		1	3	0	1	2	2	1	1	2	0	4	0	0	0	0	11
42	Manning, Michelle		0	0	0	0	0	0	0	0	0	0	0	0	1	0	0	2
55	Talley, Christy		6	7	0	0	1	4	1	3	4	1	13	0	2	0	0	12
14	Wallace, Mandy		--	--	--	--	--	--	--	--	--	--	--	--	--	--	--	DNP
20	Guy, Stephanie		--	--	--	--	--	--	--	--	--	--	--	--	--	--	--	DNP
21	Foren, Damaris		--	--	--	--	--	--	--	--	--	--	--	--	--	--	--	DNP
23	White, Casey		--	--	--	--	--	--	--	--	--	--	--	--	--	--	--	DNP
31	Rochelle, Shanae		--	--	--	--	--	--	--	--	--	--	--	--	--	--	--	DNP
44	Campbell, Brittany		--	--	--	--	--	--	--	--	--	--	--	--	--	--	--	DNP
	Team Totals								1	0	1				0			
	TOTALS		19	36	2	8	13	24	9	24	33	15	53	11	16	0	8	160

Deadball Rebounds: 6, 0: 6

Tot FG %:	1st Half:	11-21	.524	2nd Half:	8-15	.533	Game: .528
3-Pt FG %:	1st Half:	2- 4	.500	2nd Half:	0- 4	.000	Game: .250
FT % :	1st Half:	5- 9	.556	2nd Half:	8-15	.533	Game: .542

Celina High School (22-12)

CEHS (HOME)			Total FG	Total AT	3-Pts FG	3-Pts AT	FT	FT AT	Rebounds OF	Rebounds DF	Rebounds To	PF	TP	A	TO	BK	ST	MN
23	Ashlock, Tasha	f	0	3	0	1	0	0	2	3	5	1	0	1	2	0	0	32
24	Brown, Misty	f	2	5	0	0	0	0	0	1	1	5	4	0	2	0	2	22
12	Davis, Crystal	c	6	13	0	1	7	11	3	2	5	4	19	1	0	0	2	30
11	Kendall, Amanda	g	1	4	0	1	2	4	0	0	0	4	4	3	4	0	2	32
51	McLerran, Emily	g	3	13	1	8	0	0	2	2	4	2	7	5	1	0	2	26
15	Cropper, Allison		0	0	0	0	0	0	0	0	0	0	0	0	1	0	0	2
52	Davis, Nicole		3	5	0	0	2	2	1	4	5	1	8	0	0	0	1	16
14	Price, Crystal		--	--	--	--	--	--	--	--	--	--	--	--	--	--	--	DNP
20	Davenport, Jennifer		--	--	--	--	--	--	--	--	--	--	--	--	--	--	--	DNP
21	Burnett, Amanda		--	--	--	--	--	--	--	--	--	--	--	--	--	--	--	DNP
31	Denton, Amanda		--	--	--	--	--	--	--	--	--	--	--	--	--	--	--	DNP
32	Walker, Kaylan		--	--	--	--	--	--	--	--	--	--	--	--	--	--	--	DNP
33	McLerran, Andrea		--	--	--	--	--	--	--	--	--	--	--	--	--	--	--	DNP
41	Ashlock, Tara		--	--	--	--	--	--	--	--	--	--	--	--	--	--	--	DNP
44	Gillenwater, Amanda		--	--	--	--	--	--	--	--	--	--	--	--	--	--	--	DNP
55	Gillenwater, Heather		--	--	--	--	--	--	--	--	--	--	--	--	--	--	--	DNP
	Team Totals								0	0	0				0			
	TOTALS		15	43	1	11	11	17	8	12	20	17	42	10	10	0	9	160

Deadball Rebounds: 2, 1: 3

Tot FG %:	1st Half:	5-16	.313	2nd Half:	10-27	.370	Game: .349
3-Pt FG %:	1st Half:	0- 2	.000	2nd Half:	1- 9	.111	Game: .091
FT % :	1st Half:	8-12	.667	2nd Half:	3- 5	.600	Game: .647

	1st	2nd	OT	OT	Tot
BHS	29	24			53
CEHS	18	24			42

OFFICIALS: RANDALL AUSDRAN,DON BENNETT,TRAVIS CHANDLER

Technical Fouls: none

Attendance: TBA

Comments: TSSAA CLASS A QUARTERFINALS

	1	2	3	4	FINAL
Bradford	16	13	10	14	53
Celina	7	11	15	9	42

01
CURRENT STATS - HALFTIME CompuSTATS / San Diego,CA (619)296-7834

Bradford High School Date: March 8, 1995

BHS (VISITORS)		Total FG	Total AT	3-pts FG	3-pts AT	FT	FT AT	Rebounds OF	Rebounds DF	Rebounds To	PF	TP	A	TO	BK	ST	MN
10 Sellers,Mindy	f	0	0	0	0	0	0	0	1	1	0	0	1	0	0	0	14
32 Tuggles,Tonya	f	5*	6*	0	0	3*	5*	3*	5*	8*	3*	13*<	1	2*	0	1	15
54 Tuggles,Bridgette	c	0	2	0	0	0	0	1	2	3	3*	0	4*	2*	0	2*	8
15 Loynes,Jodi	g	1	6*	1*	2*	0	0	1	1	2	2	3	1	2*	0	0	14
25 Akin,Kelly	g	1	1	1*	1	1	2	0	1	1	1	4	0	0	0	2*	13
11 Mitchell,Casey		0	0	0	0	0	0	0	0	0	0	0	0	0	0	0	1
14 Wallace,Mandy		0	0	0	0	0	0	0	0	0	0	0	0	0	0	0	0
20 Guy,Stephanie		0	0	0	0	0	0	0	0	0	0	0	0	0	0	0	0
21 Foren,Damaris		0	0	0	0	0	0	0	0	0	0	0	0	0	0	0	0
23 White,Casey		0	0	0	0	0	0	0	0	0	0	0	0	0	0	0	0
30 Loynes,Jerica		0	1	0	1	0	0	0	0	0	0	0	0	0	0	0	5
31 Rochelle,Shanae		0	0	0	0	0	0	0	0	0	0	0	0	0	0	0	0
42 Manning,Michelle		0	0	0	0	0	0	0	0	0	0	0	0	1	0	0	2
44 Campbell,Brittany		0	0	0	0	0	0	0	0	0	0	0	0	0	0	0	0
55 Talley,Christy		4	5	0	0	1	2	1	2	3	1	9	0	0	0	0	8
Team Totals								1	0	1				7			
TOTALS		11	21	2	4	5	9	7	12	19	10	29	7	7	0	5	80

Deadball Rebounds: 2, 0: 2

Tot FG %:	1st Half:	11-21	.524	2nd Half:	0- 0	.000	Game: .524
3-Pt FG %:	1st Half:	2- 4	.500	2nd Half:	0- 0	.000	Game: .500
FT % :	1st Half:	5- 9	.556	2nd Half:	0- 0	.000	Game: .556

Celina High School

CEHS (HOME)		Total FG	Total AT	3-Pts FG	3-Pts AT	FT	FT AT	Rebounds OF	Rebounds DF	Rebounds To	PF	TP	A	TO	BK	ST	MN
23 Ashlock,Tasha	f	0	0	0	0	0	0	0	1	1	0	0	0	1*	0	0	16
24 Brown,Misty	f	1	4*	0	0	0	0	0	0	0	1	2	0	1*	0	1	12
12 Davis,Crystal	c	1	4*	0	0	5*	8*	0	1	1	3*	7*<	0	0	0	1	14
11 Kendall,Amanda	g	0	1	0	0	1	2	0	0	0	1	1	0	1*	0	2*	16
51 McLerran,Emily	g	1	4*	0	2*	0	0	1*	0	1	1	2	2*	1*	0	0	12
14 Price,Crystal		0	0	0	0	0	0	0	0	0	0	0	0	0	0	0	0
15 Cropper,Allison		0	0	0	0	0	0	0	0	0	0	0	0	1*	0	0	2
20 Davenport,Jennifer		0	0	0	0	0	0	0	0	0	0	0	0	0	0	0	0
21 Burnett,Amanda		0	0	0	0	0	0	0	0	0	0	0	0	0	0	0	0
31 Denton,Amanda		0	0	0	0	0	0	0	0	0	0	0	0	0	0	0	0
32 Walker,Kaylan		0	0	0	0	0	0	0	0	0	0	0	0	0	0	0	0
33 McLerran,Andrea		0	0	0	0	0	0	0	0	0	0	0	0	0	0	0	0
41 Ashlock,Tara		0	0	0	0	0	0	0	0	0	0	0	0	0	0	0	0
44 Gillenwater,Amanda		0	0	0	0	0	0	0	0	0	0	0	0	0	0	0	0
52 Davis,Nicole		2*	3	0	0	2	2	1*	2*	3*	1	6	0	0	0	0	8
55 Gillenwater,Heather		0	0	0	0	0	0	0	0	0	0	0	0	0	0	0	0
Team Totals								0	0	0				5			
TOTALS		5	16	0	2	8	12	2	4	6	7	18	2	5	0	4	80

Deadball Rebounds: 1, 1: 2

Tot FG %:	1st Half:	5-16	.313	2nd Half:	0- 0	.000	Game: .313
3-Pt FG %:	1st Half:	0- 2	.000	2nd Half:	0- 0	.000	Game: .000
FT % :	1st Half:	8-12	.667	2nd Half:	0- 0	.000	Game: .667

* - Denotes high in that category

CEHS: largest lead: 0 No. of leads: 0
BHS : largest lead: 14 No. of leads: 1

Lead Changes: 0 No. of Ties: 0

	1	2
Bradford	16	13
Celina	7	11

1994 Class A State Girls' Basketball Tournament

March 9 - March 12, 1994 · Middle Tennessee State University - Murfreesboro

Game 1
Wed. Mar. 9 11:30 AM

Moore Co. (31-3)	49
Lake Co. (28-2)	51

Game 2
Wed. Mar. 9 1:00 PM

Clarkrange (31-3)	36
Oneida (28-4)	43

Game 3
Wed. Mar. 9 2:30 PM

Wayne Co. (30-1)	56
Gleason (29-3)	49

Game 4
Wed. Mar. 9 5:30 PM

Celina (24-8)	45
Hancock Co. (28-7)	42

Game 5
Fri. Mar. 11 11:30 AM

Lake Co.	38
Oneida	44

Game 6
Fri. Mar. 11 1:00 PM

Wayne Co.	57
Celina	63

Game 7
Sat. Mar. 12 3:00 PM

Oneida	53
Celina	38

Oneida
STATE CHAMPION

OFFICIAL NCAA BASKETBALL BOX SCORE

Site: Murfreesboro, Tenn.

Date: March 9, 1994

Hancock County High School (28-8)

HCHS (VISITORS) Hancock 101			Total FG	Total AT	3-Pts FG	3-Pts AT	FT	FT AT	Rebounds OF	Rebounds DF	Rebounds To	PF	TP	A	TO	BK	ST	MN
15	Harrison, Julia	f	4	13	0	0	0	1	6	7	13	3	8	0	3	0	0	32
21	Seal, Jana	f	3	4	0	0	0	0	0	4	4	2	6	1	9	1	1	32
23	Reed, Jinna	c	6	17	0	0	2	4	5	4	9	3	14	1	8	0	2	32
32	Antrican, Nikki	g	1	2	0	0	2	2	3	3	6	2	4	0	6	0	0	18
51	Harrison, Kristy	g	2	6	0	0	1	2	3	13	16	2	5	1	3	9	0	32
40	Fleenor, Kellie		0	1	0	0	5	6	3	1	4	0	5	1	5	0	2	14
14	Perry, Angel		--	--	--	--	--	--	--	--	--	--	--	--	--	--	--	DNP
20	Sexton, Heather		--	--	--	--	--	--	--	--	--	--	--	--	--	--	--	DNP
42	Southern, Leslie		--	--	--	--	--	--	--	--	--	--	--	--	--	--	--	DNP
52	Seal, LeAnne		--	--	--	--	--	--	--	--	--	--	--	--	--	--	--	DNP
53	Fultz, Kristi		--	--	--	--	--	--	--	--	--	--	--	--	--	--	--	DNP
55	Southern, Kelly		--	--	--	--	--	--	--	--	--	--	--	--	--	--	--	DNP
	Team Totals								0	3	3				0			
	TOTALS		16	43	0	0	10	15	20	35	55	12	42	4	34	10	5	160

Deadball Rebounds: 2, 0: 2

Tot FG %:	1st Half:	9-19	.474	2nd Half:	7-24	.292	Game:	.372
3-Pt FG %:	1st Half:	0- 0	.000	2nd Half:	0- 0	.000	Game:	.000
FT % :	1st Half:	8-10	.800	2nd Half:	2- 5	.400	Game:	.667

Celina High School (25-8)

CEHS (HOME) Celina			Total FG	Total AT	3-Pts FG	3-Pts AT	FT	FT AT	Rebounds OF	Rebounds DF	Rebounds To	PF	TP	A	TO	BK	ST	MN
11	Webb, Mellissa	f	1	8	0	2	3	5	3	1	4	2	5	3	2	0	7	31
12	Davis, Crystal	f	6	17	0	4	0	0	1	2	3	2	12	1	2	0	1	32
20	Burchett, Tia	c	3	9	1	3	1	2	0	2	2	2	8	2	2	0	4	32
41	Denton, Melissa	g	8	22	2	4	2	3	5	1	6	3	20	0	4	0	3	32
44	Denton, Lori	g	0	1	0	0	0	0	0	2	2	2	0	3	2	0	4	32
52	Davis, Nicole		0	0	0	0	0	0	0	0	0	0	0	0	0	0	0	1
15	Cropper, Allison		--	--	--	--	--	--	--	--	--	--	--	--	--	--	--	DNP
21	Burnette, Amanda		0	1	0	0	0	0	0	0	0	0	0	0	0	0	0	0+
23	Ashlock, Tasha		--	--	--	--	--	--	--	--	--	--	--	--	--	--	--	DNP
24	Brown, Misty		--	--	--	--	--	--	--	--	--	--	--	--	--	--	--	DNP
30	Trobaugh, Amy		--	--	--	--	--	--	--	--	--	--	--	--	--	--	--	DNP
32	Walker, Kaylan		--	--	--	--	--	--	--	--	--	--	--	--	--	--	--	DNP
51	McLerran, Emily		--	--	--	--	--	--	--	--	--	--	--	--	--	--	--	DNP
55	Gillenwater, Heather		--	--	--	--	--	--	--	--	--	--	--	--	--	--	--	DNP
	Team Totals								0	2	2				0			
	TOTALS		18	58	3	13	6	10	9	10	19	11	45	9	12	0	19	160

Deadball Rebounds: 0, 0: 0

Tot FG %:	1st Half:	9-31	.290	2nd Half:	9-27	.333	Game:	.310
3-Pt FG %:	1st Half:	2- 7	.286	2nd Half:	1- 6	.167	Game:	.231
FT % :	1st Half:	0- 0	.000	2nd Half:	6-10	.600	Game:	.600

	1st	2nd	OT	OT	Tot
HCHS	26	16			42
CEHS	20	25			45

OFFICIALS: Danny Tippett, Bobby Forrest, Danny Freeman

Technical Fouls: none

Attendance: TBA

Comments: TSSAA State Tournament

OFFICIAL NCAA BASKETBALL BOX SCORE - FIRST HALF

Hancock County High School — Date: March 9, 1994

	HCHS (VISITORS)		Total FG	Total AT	3-Pts FG	3-Pts AT	FT	FT AT	Rebounds OF	Rebounds DF	Rebounds To	PF	TP	A	TO	BK	ST	MN
15	Harrison, Julia	f	2	6	0	0	0	0	2	4	6	1	4	0	1	0	0	16
21	Seal, Jana	f	2	2	0	0	0	0	0	1	1	0	4	1	4	1	1	16
23	Reed, Jinna	c	4	9	0	0	2	2	2	3	5	1	10	0	4	0	1	16
32	Antrican, Nikki	g	0	0	0	0	0	0	0	2	2	0	0	0	2	0	0	7
51	Harrison, Kristy	g	1	2	0	0	1	2	1	5	6	1	3	1	1	5	0	16
14	Perry, Angel		0	0	0	0	0	0	0	0	0	0	0	0	0	0	0	---
20	Sexton, Heather		0	0	0	0	0	0	0	0	0	0	0	0	0	0	0	---
40	Fleenor, Kellie		0	0	0	0	5	6	1	1	2	0	5	1	1	0	2	9
42	Southern, Leslie		0	0	0	0	0	0	0	0	0	0	0	0	0	0	0	---
52	Seal, LeAnne		0	0	0	0	0	0	0	0	0	0	0	0	0	0	0	---
53	Fultz, Kristi		0	0	0	0	0	0	0	0	0	0	0	0	0	0	0	---
55	Southern, Kelly		0	0	0	0	0	0	0	0	0	0	0	0	0	0	0	---
	Team Totals								0	0	0				0			
	TOTALS		9	19	0	0	8	10	6	16	22	3	26	3	13	6	4	80

Deadball Rebounds: 1, 0: 1

Tot FG %: 1st Half: 9-19 .474
3-Pt FG %: 1st Half: 0- 0 .000
FT % : 1st Half: 8-10 .800

Celina High School

	CEHS (HOME)		Total FG	Total AT	3-Pts FG	3-Pts AT	FT	FT AT	Rebounds OF	Rebounds DF	Rebounds To	PF	TP	A	TO	BK	ST	MN
11	Webb, Mellissa	f	1	7	0	2	0	0	3	1	4	1	2	2	1	0	3	16
12	Davis, Crystal	f	2	6	0	1	0	0	0	1	1	1	4	1	1	0	0	16
20	Burchett, Tia	c	2	5	1	2	0	0	0	1	1	1	5	1	0	0	2	16
41	Denton, Melissa	g	4	11	1	2	0	0	3	0	3	2	9	0	2	0	1	16
44	Denton, Lori	g	0	1	0	0	0	0	0	2	2	2	0	2	2	0	3	16
15	Cropper, Allison		0	0	0	0	0	0	0	0	0	0	0	0	0	0	0	---
21	Burnette, Amanda		0	1	0	0	0	0	0	0	0	0	0	0	0	0	0	---
23	Ashlock, Tasha		0	0	0	0	0	0	0	0	0	0	0	0	0	0	0	---
24	Brown, Misty		0	0	0	0	0	0	0	0	0	0	0	0	0	0	0	---
30	Trobaugh, Amy		0	0	0	0	0	0	0	0	0	0	0	0	0	0	0	---
32	Walker, Kaylan		0	0	0	0	0	0	0	0	0	0	0	0	0	0	0	---
51	McLerran, Emily		0	0	0	0	0	0	0	0	0	0	0	0	0	0	0	---
52	Davis, Nicole		0	0	0	0	0	0	0	0	0	0	0	0	0	0	0	---
55	Gillenwater, Heather		0	0	0	0	0	0	0	0	0	0	0	0	0	0	0	---
	Team Totals								0	0	0				0			
	TOTALS		9	31	2	7	0	0	6	5	11	7	20	6	6	0	9	80

Deadball Rebounds: 0, 0: 0

Tot FG %: 1st Half: 9-31 .290
3-Pt FG %: 1st Half: 2- 7 .286
FT % : 1st Half: 0- 0 .000

	1st	2nd	OT	OT	Tot
HCHS	11	15			26
CEHS	15	5			20

OFFICIALS:
Technical Fouls:
Attendance:
Comments: CourtSide(tm) software by CompuSTATS / San Diego, CA (619)296-7834

OFFICIAL NCAA BASKETBALL BOX SCORE — Site: Murfreesboro, Tenn.

Celina High School (26-8) — Date: March 11, 1994

	CEHS (VISITORS)		Total FG	Total AT	3-Pts FG	3-Pts AT	FT	FT AT	Rebounds OF	Rebounds DF	Rebounds To	PF	TP	A	TO	BK	ST	MN
12	Davis, Crystal	f	5	9	1	2	3	4	3	2	5	3	14	1	2	0	4	29
20	Burchett, Tia	f	8	15	4	5	2	3	1	10	11	3	22	1	3	0	1	32
41	Denton, Melissa	c	6	17	0	2	5	6	8	3	11	2	17	0	4	1	2	32
11	Webb, Mellissa	g	1	7	0	2	2	3	0	2	2	2	4	7	4	1	4	32
44	Denton, Lori	g	2	6	0	0	0	0	1	2	3	2	4	2	0	0	0	24
24	Brown, Misty		1	4	0	0	0	0	0	0	0	3	2	0	0	0	0	12
15	Cropper, Allison		--	--	--	--	--	--	--	--	--	--	--	--	--	--	--	DNP
21	Burnette, Amanda		--	--	--	--	--	--	--	--	--	--	--	--	--	--	--	DNP
23	Ashlock, Tasha		--	--	--	--	--	--	--	--	--	--	--	--	--	--	--	DNP
30	Trobaugh, Amy		--	--	--	--	--	--	--	--	--	--	--	--	--	--	--	DNP
32	Walker, Kaylan		--	--	--	--	--	--	--	--	--	--	--	--	--	--	--	DNP
51	McLerran, Emily		--	--	--	--	--	--	--	--	--	--	--	--	--	--	--	DNP
52	Davis, Nicole		--	--	--	--	--	--	--	--	--	--	--	--	--	--	--	DNP
55	Gillenwater, Heather		--	--	--	--	--	--	--	--	--	--	--	--	--	--	--	DNP
	Team Totals								1	3	4				0			
	TOTALS		23	58	5	11	12	16	14	22	36	15	63	11	13	2	11	160

Deadball Rebounds: 1, 0: 1

	1st Half	2nd Half	Game
Tot FG %:	10-31 .323	13-27 .481	.397
3-Pt FG %:	3- 7 .429	2- 4 .500	.455
FT % :	6- 8 .750	6- 8 .750	.750

Wayne County High School (31-2)

	WCHS (HOME)		Total FG	Total AT	3-Pts FG	3-Pts AT	FT	FT AT	Rebounds OF	Rebounds DF	Rebounds To	PF	TP	A	TO	BK	ST	MN
32	Gatlin, Amanda	f	2	6	2	4	2	2	1	4	5	3	8	2	5	1	2	29
41	Mathis, Kim	f	4	12	0	0	1	3	1	9	10	2	9	0	1	0	1	32
51	Gallian, Mendy	c	8	12	0	1	11	14	4	3	7	4	27	0	1	0	3	29
14	Staggs, Hollie	g	4	5	0	0	0	0	0	1	1	2	0	4	1	0	0	26
45	Ray, Millie	g	1	3	0	0	1	2	0	0	0	1	3	2	4	0	0	18
12	Pope, Christy		0	1	0	0	0	2	0	1	1	1	0	1	2	0	0	13
23	Lacher, Teri		0	3	0	3	0	0	0	0	0	0	0	1	1	0	0	10
55	Hall, Valerie		1	1	0	0	0	0	0	0	0	0	2	0	0	0	1	3
10	Davenport, Nicole		--	--	--	--	--	--	--	--	--	--	--	--	--	--	--	DNP
11	Hollis, Mary		--	--	--	--	--	--	--	--	--	--	--	--	--	--	--	DNP
34	Davis, Emily		0	0	0	0	0	0	0	0	0	0	0	0	0	0	0	12
42	Bevis, Cherry		--	--	--	--	--	--	--	--	--	--	--	--	--	--	--	DNP
53	Bass, Bridget		--	--	--	--	--	--	--	--	--	--	--	--	--	--	--	DNP
54	Pitts, Johna		--	--	--	--	--	--	--	--	--	--	--	--	--	--	--	DNP
	Team Totals								0	5	5				0			
	TOTALS		20	43	2	8	15	23	6	23	29	13	57	10	15	1	7	160

Deadball Rebounds: 3, 1: 4

	1st Half	2nd Half	Game
Tot FG %:	14-26 .538	6-17 .353	.465
3-Pt FG %:	1- 2 .500	1- 6 .167	.250
FT % :	6-10 .600	9-13 .692	.652

	1st	2nd	3	4	Tot
CEHS	15	14	16	18	63
WCHS	22	13	12	10	57

OFFICIALS: Danny Tippett, Larry Hutchinson, Robert Cupples

Technical Fouls: WCHS BENCH

Attendance: TBA

Comments: TSSAA State Tournament

CURRENT STATS - HALFTIME CompuSTATS / San Diego,CA (619)296-783

Celina High School Date: March 11, 1994

	CEHS (VISITORS)		FG	AT	FG	AT	FT	AT	OF	DF	To	PF	TP	A	TO	BK	ST	MN
			Total-3-pts						Rebounds									
12	Davis,Crystal	f	2	5	1	1	1	2	3	2*	5	1	6	1*	1	0	2*	16
20	Burchett,Tia	f	2	7	2*	3*	0	0	1	2*	3	2*	6	1*	2	0	1	16
41	Denton,Melissa	c	4*	10*	0	2	3*	4*	5*	2*	7*	1	11*<	0	2	0	1	16
11	Webb,Mellissa	g	1	4	0	1	2	2	0	1	1	0	4	1*	4*	1*	1	16
44	Denton,Lori	g	1	4	0	0	0	0	0	2*	2	2*	2	0	0	0	0	13
15	Cropper,Allison		0	0	0	0	0	0	0	0	0	0	0	0	0	0	0	0
21	Burnette,Amanda		0	0	0	0	0	0	0	0	0	0	0	0	0	0	0	0
23	Ashlock,Tasha		0	0	0	0	0	0	0	0	0	0	0	0	0	0	0	0
24	Brown,Misty		0	1	0	0	0	0	0	0	0	0	0	0	0	0	0	3
30	Trobaugh,Amy		0	0	0	0	0	0	0	0	0	0	0	0	0	0	0	0
32	Walker,Kaylan		0	0	0	0	0	0	0	0	0	0	0	0	0	0	0	0
51	McLerran,Emily		0	0	0	0	0	0	0	0	0	0	0	0	0	0	0	0
52	Davis,Nicole		0	0	0	0	0	0	0	0	0	0	0	0	0	0	0	0
55	Gillenwater,Heather		0	0	0	0	0	0	0	0	0	0	0	0	0	0	0	0
	Team Totals								0	3	3				9			
	TOTALS		10	31	3	7	6	8	9	12	21	6	29	3	9	1	5	~~3~~

Deadball Rebounds: 1, 0: 1

Tot FG % Game: 10-31 .323
3-Pt FG % Game: 3- 7 .429
FT % Game: 6- 8 .750

Wayne County High School

	WCHS (HOME)		FG	AT	FG	AT	FT	AT	OF	DF	To	PF	TP	A	TO	BK	ST	MN
			Total-3-Pts						Rebounds									
32	Gatlin,Amanda	f	1	3	1*	1*	0	0	0	3	3	2*	3	2	2*	0	2*	14
41	Mathis,Kim	f	4	8*	0	0	0	0	1	5*	6*	0	8	0	1	0	1	16
51	Gallian,Mendy	c	5*	7	0	0	5*	6*	2*	2	4	1	15*<	0	0	0	2*	13
14	Staggs,Hollie	g	2	2	0	0	0	0	0	0	0	0	4	3*	0	0	0	10
45	Ray,Millie	g	1	3	0	0	1	2	0	0	0	1	3	2	2*	0	0	10
10	Davenport,Nicole		0	0	0	0	0	0	0	0	0	0	0	0	0	0	0	0
11	Hollis,Mary		0	0	0	0	0	0	0	0	0	0	0	0	0	0	0	0
12	Pope,Christy		0	1	0	0	0	2	0	1	1	0	0	1	2*	0	0	10
23	Lacher,Teri		0	1	0	1*	0	0	0	0	0	0	0	1	0	0	0	4
34	Davis,Emily		0	0	0	0	0	0	0	0	0	0	0	0	0	0	0	0
42	Bevis,Cherry		0	0	0	0	0	0	0	0	0	0	0	0	0	0	0	0
53	Bass,Bridget		0	0	0	0	0	0	0	0	0	0	0	0	0	0	0	0
54	Pitts,Johna		0	0	0	0	0	0	0	0	0	0	0	0	0	0	0	0
55	Hall,Valerie		1	1	0	0	0	0	0	0	0	0	2	0	0	0	1	3
	Team Totals								0	2	2				7			
	TOTALS		14	26	1	2	6	10	3	13	16	4	35	9	7	0	6	~~14~~

Deadball Rebounds: 1, 0: 1

Tot FG % Game: 14-26 .538
3-Pt FG % Game: 1- 2 .500
FT. % Game: 6-10 .600

* - Denotes high in that category

WCHS: largest lead: 15 No. of leads: 2
CEHS: largest lead: 2 No. of leads: 2

Lead Changes: 2 No. of Ties: 1

	1	2	4
Wayne County	22	13	35
Celina	15	14	29

OFFICIAL NCAA BASKETBALL BOX SCORE — Site: Murfreesboro, Tennessee

Celina High School (26-9) — Date: March 12, 1994

	CEHS (VISITORS)		Total FG	Total AT	3-Pts FG	3-Pts AT	FT	FT AT	Rebounds OF	Rebounds DF	Rebounds To	PF	TP	A	TO	BK	ST	MN
12	Davis, Crystal	f	3	6	0	0	0	1	1	0	1	5	6	2	0	0	1	23
44	Denton, Lori	f	3	10	1	7	0	0	1	1	2	2	7	3	1	0	1	27
41	Denton, Melissa	c	5	8	1	3	1	2	1	3	4	2	12	0	0	0	1	31
11	Webb, Mellisa	g	3	12	1	5	0	0	2	4	6	4	7	0	3	0	0	31
20	Burchett, Teia	g	2	5	0	0	0	0	2	2	4	2	4	0	2	0	0	31
15	Cropper, Allison		0	0	0	0	2	2	0	0	0	0	2	0	1	0	0	1
21	Burnette, Amanda		0	0	0	0	0	0	0	0	0	0	0	0	1	0	0	1
23	Ashlock, Tasha		0	1	0	0	0	0	1	0	1	0	0	0	0	0	0	1
24	Brown, Misty		0	2	0	0	0	0	0	0	0	2	0	0	0	0	0	10
30	Trobaugh, Amy		0	0	0	0	0	0	0	1	1	0	0	0	0	0	0	1
51	McLerran, Emily		0	1	0	1	0	0	0	1	1	0	0	0	0	0	0	2
32	Walker, Kaylan		0	1	0	0	0	0	0	0	0	0	0	0	1	0	0	0+
52	Davis, Nicole		0	0	0	0	0	0	1	0	1	0	0	0	0	0	0	0+
55	Gillenwater, Heather		0	0	0	0	0	0	0	0	0	0	0	0	0	0	0	0+
	Team Totals								1	0	1				0			
	TOTALS		16	46	3	16	3	5	10	12	22	17	38	5	9	0	3	160

Deadball Rebounds: O, O: 0

Tot. FG %:	1st Half:	7-19 .368	2nd Half:	9-27 .333	Game:	.348
3-Pt FG %:	1st Half:	0- 4 .000	2nd Half:	3-12 .250	Game:	.188
FT % :	1st Half:	1- 3 .333	2nd Half:	2- 2 1.000	Game:	.600

Oneida High School (31-4)

	OHS (HOME)		Total FG	Total AT	3-Pts FG	3-Pts AT	FT	FT AT	Rebounds OF	Rebounds DF	Rebounds To	PF	TP	A	TO	BK	ST	MN
31	Laxton, Brynae	f	13	23	0	2	6	8	3	10	13	0	32	0	1	0	2	31
41	Windle, Kelli	f	1	3	1	3	1	2	1	1	2	1	4	0	3	0	0	24
21	Watson, Ella	c	4	9	0	0	4	4	5	4	9	2	12	5	0	0	0	25
10	Botts, Megan	g	0	1	0	0	2	2	1	3	4	2	2	2	0	0	0	26
13	Payne, Jami	g	1	3	0	1	1	2	0	3	3	0	3	3	1	0	0	31
12	Seals, Jessi		0	1	0	0	0	0	1	0	1	0	0	0	1	0	1	1
15	King, Rhyan		0	0	0	0	0	0	0	0	0	0	0	0	1	0	0	1
20	Shaffer, Aimee		0	0	0	0	0	0	0	0	0	0	0	0	0	0	1	2
22	West, Ginger		0	0	0	0	0	0	0	0	0	0	0	0	0	0	0	1
23	Smith, Dara		0	0	0	0	0	0	0	0	0	0	0	0	0	0	0	1
25	McBroom, Stacy		0	0	0	0	0	1	0	0	0	1	0	0	0	0	0	15
42	Boyatt, Brandon		0	0	0	0	0	0	0	0	0	0	0	0	1	0	0	2
11	Brown, Amora		0	0	0	0	0	0	0	0	0	0	0	0	0	0	0	0+
24	Sexton, Leslie		0	0	0	0	0	0	0	0	0	1	0	0	0	0	0	0+
50	Casey, Jenni		0	0	0	0	0	0	0	0	0	1	0	0	0	0	0	0+
	Team Totals								0	1	1				0			
	TOTALS		19	40	1	6	14	19	11	22	33	8	53	10	8	0	4	160

Deadball Rebounds: 3, O: 3

Tot FG %:	1st Half:	9-21 .429	2nd Half:	10-19 .526	Game:	.475
3-Pt FG %:	1st Half:	1- 5 .200	2nd Half:	0- 1 .000	Game:	.167
FT % :	1st Half:	2- 2 1.000	2nd Half:	12-17 .706	Game:	.737

	1st	2nd	OT	OT	Tot
CEHS	15	23			38
OHS	21	32			53

OFFICIALS: Bill Barnard, Danny Freeman, Danny Tippett

Technical Fouls: none

Attendance: TBA

Comments: Class A Championship

	1st	2nd	3rd	4th	
	15	6	11	21	38
	12	3	5	18	53

CURRENT STATS - HALFTIME CompuSTATS / San Diego,CA (619)296-7834

Celina High School Date: March 12, 1994

	CEHS (VISITORS)		FG	AT	FG	AT	FT	AT	OF	DF	To	PF	TP	A	TO	BK	ST	MN
12	Davis,Crystal	f	2*	3	0	0	0	1	1*	0	1	3*	4	1	0	0	0	10
44	Denton,Lori	f	0	3	0	2*	0	0	1*	1	2	0	0	3*	1*	0	0	16
41	Denton,Melissa	c	2*	4*	0	1	1*	2*	1*	3*	4*	0	5*<	0	0	0	1*	16
11	Webb,Mellisa	g	1	4*	0	1	0	0	0	3*	3	0	2	0	1*	0	0	16
20	Burchett,Teia	g	2*	3	0	0	0	0	0	2	2	0	4	0	1*	0	0	16
15	Cropper,Allison		0	0	0	0	0	0	0	0	0	0	0	0	0	0	0	0
21	Burnette,Amanda		0	0	0	0	0	0	0	0	0	0	0	0	1*	0	0	0
23	Ashlock,Tasha		0	0	0	0	0	0	0	0	0	0	0	0	0	0	0	0
24	Brown,Misty		0	2	0	0	0	0	0	0	0	2	0	0	0	0	0	6
30	Trobaugh,Amy		0	0	0	0	0	0	0	0	0	0	0	0	0	0	0	0
32	Walker,Kaylan		0	0	0	0	0	0	0	0	0	0	0	0	0	0	0	0
51	McLerran,Emily		0	0	0	0	0	0	0	0	0	0	0	0	0	0	0	0
52	Davis,Nicole		0	0	0	0	0	0	0	0	0	0	0	0	0	0	0	0
55	Gillenwater,Heather		0	0	0	0	0	0	0	0	0	0	0	0	0	0	0	0
	Team Totals								0	0	0				4			
	TOTALS		7	19	0	4	1	3	3	9	12	5	15	4	4	0	1	80

Deadball Rebounds: 0, 0: 0

Tot FG %:	1st Half:	7-19	.368	2nd Half:	0- 0	.000	Game:	.368
3-Pt FG %:	1st Half:	0- 4	.000	2nd Half:	0- 0	.000	Game:	.000
FT % :	1st Half:	1- 3	.333	2nd Half:	0- 0	.000	Game:	.333

Oneida High School

	OHS (HOME)		FG	AT	FG	AT	FT	AT	OF	DF	To	PF	TP	A	TO	BK	ST	MN
31	Laxton,Brynae	f	5*	11*	0	1	2*	2*	2*	7*	9*	0	12*<	0	0	0	2*	16
41	Windle,Kelli	f	1	3	1*	3*	0	0	0	0	0	0	3	0	1*	0	0	14
21	Watson,Ella	c	3	5	0	0	0	0	1	3	4	2*	6	0	0	0	0	13
10	Botts,Megan	g	0	1	0	0	0	0	0	1	1	0	0	2	0	0	0	14
13	Payne,Jami	g	0	1	0	1	0	0	0	0	0	0	0	3*	0	0	0	16
11	Brown,Amora		0	0	0	0	0	0	0	0	0	0	0	0	0	0	0	0
12	Seals,Jessi		0	0	0	0	0	0	0	0	0	0	0	0	0	0	0	0
15	King,Rhyan		0	0	0	0	0	0	0	0	0	0	0	0	0	0	0	0
20	Shaffer,Aimee		0	0	0	0	0	0	0	0	0	0	0	0	0	0	0	1
22	West,Ginger		0	0	0	0	0	0	0	0	0	0	0	0	0	0	0	0
23	Smith,Dara		0	0	0	0	0	0	0	0	0	0	0	0	0	0	0	0
24	Sexton,Leslie		0	0	0	0	0	0	0	0	0	0	0	0	0	0	0	0
25	McBroom,Stacy		0	0	0	0	0	0	0	0	0	1	0	0	0	0	0	5
42	Boyatt,Brandon		0	0	0	0	0	0	0	0	0	0	0	0	1*	0	0	1
	Team Totals								0	0	0				2			
	TOTALS		9	21	1	5	2	2	3	11	14	3	21	5	2	0	2	80

Deadball Rebounds: 0, 0: 0

Tot FG %:	1st Half:	9-21	.429	2nd Half:	0- 0	.000	Game:	.429
3-Pt FG %:	1st Half:	1- 5	.200	2nd Half:	0- 0	.000	Game:	.200
FT % :	1st Half:	2- 2	1.000	2nd Half:	0- 0	.000	Game:	1.000

* - Denotes high in that category

OHS : largest lead: 9 No. of leads: 1
CEHS: largest lead: 6 No. of leads: 3

Lead Changes: 1 No. of Ties: 2

	1	2	H
Celina	12	3	15
Oneida	15	6	21

1993 Class A State Girls' Basketball Tournament

March 10 - March 13, 1993 · Middle Tennessee State University - Murfreesboro

Game 1
Wed. Mar. 10 11:30 AM

Oneida (26-4)	60
Moore Co. (24-4)	48

Game 2
Wed. Mar. 10 1:00 PM

Gleason (31-2)	65
Celina (26-6)	51

Game 3
Wed. Mar. 10 2:30 PM

Clarkrange (29-6)	46
Bradford (30-2)	79

Game 4
Wed. Mar. 10 5:30 PM

Richland (30-4)	49
Hancock Co. (26-6)	52

Game 5
Fri. Mar. 12 11:30 AM

Oneida	45
Gleason	54

Game 6
Fri. Mar. 12 1:00 PM

Bradford	60
Hancock Co.	54

Game 7
Sat. Mar. 13 4:00 PM

Gleason	42
Bradford	55

Bradford
STATE CHAMPION

OFFICIAL NCAA BASKETBALL BOX SCORE 03-09-93 MURFREESBORO

Licensed To: Middle Tennessee FINAL BOX

VISITORS: CELINA 26-7

NO	PLAYER	FG	FGA	3P	3PA	FT	FTA	OR	DR	TOT	PF	PTS	A	TO	BLK	S	MIN
11	MELLISA WEBB	4	12	0	3	0	0	3	1	4	4	8	4	4	0	0	32
20	TEIA BURCHETTE	6	13	4	9	2	2	3	2	5	5	18	2	1	0	2	26
41	MELISSA DENTON	1	7	1	6	1	2	1	0	1	5	4	2	4	0	3	31
44	LORI DENTON	2	5	0	2	0	0	3	1	4	3	4	1	0	0	0	18
52	TEIA ASHLOCK	5	12	1	4	4	4	2	7	9	2	15	0	2	1	0	32
15	ALLISON CROPPER	0	0	0	0	0	0	0	0	0	0	0	0	0	0	0	0
12	CRYSTAL DAVIS	0	4	0	3	0	0	0	1	1	0	0	0	1	0	0	10
24	MISTY BROWN	0	0	0	0	0	0	0	4	4	0	0	0	0	0	0	6
23	TASHA ASHLOCK	0	0	0	0	0	0	0	0	0	0	0	0	0	0	0	0
55	HEATHER GILLENWATER	0	0	0	0	0	0	0	0	0	0	0	0	0	0	0	0
35	ELAINE KEY	1	3	0	2	0	0	1	2	3	3	2	0	0	0	0	5
51	EMILY McLERRAN	0	0	0	0	0	0	0	0	0	1	0	0	0	0	0	0
32	MONICA SMITH	0	0	0	0	0	0	0	0	0	1	0	0	0	0	0	0
30	AMY TROBAUGH	0	0	0	0	0	0	0	0	0	0	0	0	0	0	0	0
21	AMANDA BURNETTE	0	0	0	0	0	0	0	0	0	0	0	0	0	0	0	0
	TEAM							0	1	1				0			
	TOTALS	19	56	6	29	7	8	13	19	32	24	51	9	12	1	5	160

TOTAL FG %	1st Half 19.0	2nd Half 42.9	OT	Game 33.9	DEADBALL			
3 PT FG %	1st Half 11.1	2nd Half 25.0	OT	Game 20.7	REBOUNDS	0		
FT %	1st Half 100.0	2nd Half 75.0	OT	Game 87.5				

HOME: GLEASON 32-2

NO	PLAYER	FG	FGA	3P	3PA	FT	FTA	OR	DR	TOT	PF	PTS	A	TO	BLK	S	MIN
20	LEE ANN BELL	6	12	1	1	2	2	3	9	12	2	15	0	0	0	0	32
44	BECKY CROWE	5	9	3	7	4	9	0	4	4	3	17	2	3	0	0	30
24	TONYA PARHAM	1	3	1	2	2	4	0	6	6	1	5	4	5	0	0	32
21	HEATHER LEHNKUHL	4	4	0	0	6	7	1	1	2	1	14	0	3	0	0	27
11	KARA SANDERS	3	5	2	3	2	2	0	0	0	3	10	4	0	0	1	28
30	KRISTI FREEMAN	DNP- CC															
12	ASHLEY HOPPER	0	2	0	2	0	0	1	1	2	0	0	1	2	0	0	6
43	ANDREA BELL	DNP- CC															
34	OLIVIA LOWE	0	0	0	0	0	0	0	0	0	0	0	0	0	0	0	0
14	CAMILLE CONNELL	2	3	0	0	0	1	3	2	5	1	4	0	1	0	0	5
23	SELENA DILDAY	0	0	0	0	0	1	0	1	1	0	0	0	0	0	0	0
32	NICKI STEPHENS	DNP- CC															
15	LISA WALLACE	0	0	0	0	0	1	0	0	0	0	0	0	0	0	0	0
42	BRANDY WISEMAN	DNP- CC															
	TEAM							0	1	1				1			
	TOTALS	21	38	7	15	16	27	8	25	33	11	65	11	15	0	1	160

TOTAL FG %	1st Half 48.0	2nd Half 69.2	OT	Game 55.3	DEADBALL			
3 PT FG %	1st Half 45.5	2nd Half 50.0	OT	Game 46.7	REBOUNDS	1		
FT %	1st Half 57.1	2nd Half 60.0	OT	Game 59.3				

Technical Fouls: 0

Attendance: TBA

OFFICIALS

#0- RANDY CAGLE

#0- STEVE LONG

#0- TRAVIS CHANDLER

SCORE BY PERIODS	1	2	3	4	OT	FINAL
CELINA	8	5	17	21		51
GLEASON	14	19	17	15		65

TECHNICAL FOULS:

INDIVIDUAL:

CELINA: NONE

GLEASON: NONE

This report has been produced by STATMAN II (tm) 3.00.FWC
Copyright (c) 1991 NBA Properties, Inc. All Rights Reserved.

OFFICIAL NCAA BASKETBALL BOX SCORE 03-09-93 MURFREESBORO
Licensed To: Middle Tennessee FIRST HALF

VISITORS: CELINA

NO	PLAYER	FG	FGA	3P	3PA	FT	FTA	OR	DR	TOT	PF	PTS	A	TO	BLK	S	MIN
11	MELLISA WEBB	0	3	0	1	0	0	0	0	0	3	0	2	1	0	0	16
20	TEIA BURCHETTE	1	4	0	2	0	0	1	2	3	3	2	0	1	0	1	12
41	MELISSA DENTON	1	5	1	4	0	0	1	0	1	2	3	0	2	0	1	15
44	LORI DENTON	0	2	0	1	0	0	1	1	2	0	0	1	0	0	0	8
52	TEIA ASHLOCK	2	6	0	0	4	4	0	3	3	0	8	0	2	0	0	16
15	ALLISON CROPPER	DNP-															
12	CRYSTAL DAVIS	0	1	0	1	0	0	0	1	1	0	0	0	1	0	0	7
24	MISTY BROWN	0	0	0	0	0	0	0	3	3	0	0	0	0	0	0	6
23	TASHA ASHLOCK	DNP-															
55	HEATHER GILLENWATER	DNP-															
35	ELAINE KEY	DNP-															
51	EMILY McLERRAN	DNP-															
32	MONICA SMITH	DNP-															
30	AMY TROBAUGH	DNP-															
21	AMANDA BURNETTE	DNP-															
	TEAM							0	0	0				0			
	TOTALS	4	21	1	9	4	4	3	10	13	8	13	3	7	0	2	80

TOTAL FG %	1st Half 19.0	2nd Half	OT	Game 19.0	DEADBALL		
3 PT FG %	1st Half 11.1	2nd Half	OT	Game 11.1	REBOUNDS	0	
FT %	1st Half 100.0	2nd Half	OT	Game 100.0			

HOME: GLEASON

NO	PLAYER	FG	FGA	3P	3PA	FT	FTA	OR	DR	TOT	PF	PTS	A	TO	BLK	S	MIN
20	LEE ANN BELL	3	7	1	1	2	2	2	5	7	1	9	0	0	0	0	16
44	BECKY CROWE	4	7	3	6	1	2	0	3	3	1	12	1	2	0	0	16
24	TONYA PARHAM	0	2	0	1	1	2	0	3	3	0	1	1	2	0	0	16
21	HEATHER LEHNKUHL	1	1	0	0	0	0	0	0	0	1	2	0	0	0	0	11
11	KARA SANDERS	2	4	1	2	0	0	0	0	0	2	5	3	0	0	1	12
30	KRISTI FREEMAN	DNP-															
12	ASHLEY HOPPER	0	1	0	1	0	0	1	1	2	0	0	0	0	0	0	4
43	ANDREA BELL	DNP-															
34	OLIVIA LOWE	DNP-															
14	CAMILLE CONNELL	2	3	0	0	0	1	3	1	4	1	4	0	1	0	0	5
23	SELENA DILDAY	DNP-															
32	NICKI STEPHENS	DNP-															
15	LISA WALLACE	DNP-															
42	BRANDY WISEMAN	DNP-															
	TEAM							0	1	1				1			
	TOTALS	12	25	5	11	4	7	6	14	20	6	33	5	6	0	1	80

TOTAL FG %	1st Half 48.0	2nd Half	OT	Game 48.0	DEADBALL		
3 PT FG %	1st Half 45.5	2nd Half	OT	Game 45.5	REBOUNDS	0	
FT %	1st Half 57.1	2nd Half	OT	Game 57.1			

Technical Fouls: 0
Attendance:

OFFICIALS
#0- RANDY CAGLE
#0- STEVE LONG
#0- TRAVIS CHANDLER

SCORE BY PERIODS	1	2	~~OT~~ 3	~~OT~~ 4	OT	FINAL
CELINA	8	5				13
GLEASON	14	19				33

TECHNICAL FOULS:

INDIVIDUAL:
CELINA: NONE
GLEASON: NONE

This report has been produced by STATMAN II (tm) 3.00.FWC
Copyright (c) 1991 NBA Properties, Inc. All Rights Reserved.

1992 Class A State Girls' Basketball Tournament

March 11 - March 14, 1992 · Middle Tennessee State University - Murfreesboro

Game 1
Wed. Mar. 11 11:30 AM

Oneida (28-3)	34
Gleason (30-3)	42

Game 2
Wed. Mar. 11 1:00 PM

Denmark West (27-3)	43
Upperman (21-12)	36

Game 3
Wed. Mar. 11 2:30 PM

Greenback (28-4)	38
Celina (28-5)	69

Game 4
Wed. Mar. 11 5:30 PM

Moore Co. (30-2)	75
Wayne Co. (30-2)	59

Game 5
Fri. Mar. 13 11:30 AM

Gleason	58
Denmark West	37

Game 6
Fri. Mar. 13 1:00 PM

Celina	54
Moore Co.	47

Game 7
Sat. Mar. 14 4:00 PM

Gleason	52
Celina	44

Gleason
STATE CHAMPION

OFFICIAL NCAA BASKETBALL BOX SCORE 03-11-92 MURFREESBORO, TN
Licensed To: Middle Tennessee FINAL BOX

VISITORS: CELINA 29-3

NO	PLAYER	FG	FGA	3P	3PA	FT	FTA	OR	DR	TOT	PF	PTS	A	TO	BLK	S	MIN
11	Mellisa Webb	4	5	0	0	3	4	2	0	2	2	11	9	5	0	0	33
20	Teia Burchett	5	7	3	3	0	0	1	3	4	2	13	0	1	0	4	31
21	Sonya Smith	4	9	0	3	0	0	1	3	4	0	8	1	2	0	3	29
41	Melissa Denton	3	8	1	3	0	0	3	3	6	4	7	1	0	0	1	19
52	Teia Ashlock	8	12	0	0	3	4	3	3	6	2	19	1	1	0	8	33
12	Crystal Davis	0	1	0	1	0	0	0	1	1	1	0	1	0	0	0	2
24	Misty Brown	2	3	0	0	0	0	0	0	0	0	4	0	0	1	0	2
44	Lori Denton	1	2	1	1	0	2	0	0	0	1	3	0	0	0	0	0
35	Elaine Key	0	2	0	1	0	0	0	0	0	0	0	0	0	0	1	[illegible]
51	Emily McLerran	0	0	0	0	0	0	0	2	2	0	0	0	0	0	0	3
30	Anita Bartlett	0	1	0	0	2	2	1	2	3	3	2	0	2	0	0	2
32	Monica Smith	0	0	0	0	0	0	0	0	0	0	0	1	0	0	0	3
23	Tasha Ashlock	1	1	0	0	0	0	0	1	1	0	2	0	2	0	0	3
15	Farrah Wood	0	0	0	0	0	0	0	0	0	0	0	1	0	0	0	2
	TEAM							0	1	1				0			
	TOTALS	28	51	5	12	8	12	11	19	30	15	69	15	13	1	17	[illegible] 160

TOTAL FG %	1st Half	50.0	2nd Half	59.3	OT		Game	54.9	DEADBALL
3 PT FG %	1st Half	42.9	2nd Half	40.0	OT		Game	41.7	REBOUNDS 3
FT %	1st Half	85.7	2nd Half	40.0	OT		Game	66.7	

HOME: GREENBACK 28-5

NO	PLAYER	FG	FGA	3P	3PA	FT	FTA	OR	DR	TOT	PF	PTS	A	TO	BLK	S	MIN
24	Trina McCollum	1	4	0	0	0	0	2	1	3	3	2	1	3	0	0	18
23	Christi Johnson	6	20	2	8	0	0	3	3	6	0	14	0	2	0	0	31
35	Kim Blankenship	0	0	0	0	0	0	3	2	5	1	0	0	2	0	1	12
33	Shelly Johnson	3	14	0	5	5	7	2	2	4	1	11	0	5	0	1	30
20	Claudette Davis	1	1	0	0	2	2	1	2	3	2	4	0	0	0	0	24
42	Leslie Carroll	0	0	0	0	0	0	0	0	0	0	0	0	0	0	0	1
44	Leigh Hudson	0	0	0	0	0	0	0	0	0	1	0	0	0	0	0	9
45	Harmony Hundley	0	0	0	0	0	0	0	0	0	0	0	0	0	0	0	1
11	Whitney McIntosh	0	1	0	1	0	0	1	0	1	0	0	1	0	0	0	3
55	Robin Russell	0	0	0	0	0	0	0	0	0	0	0	0	0	0	0	1
10	Melanie Shepherd	0	4	0	2	4	6	0	0	0	0	4	1	6	0	0	15
22	Julie Thompson	0	0	0	0	0	0	0	1	1	0	0	0	2	0	0	3
50	Mystina Woods	1	2	0	0	1	2	4	2	6	4	3	0	0	1	0	12
	TEAM							1	0	1				0			
	TOTALS	12	46	2	16	12	17	17	13	30	12	38	3	20	1	2	160

TOTAL FG %	1st Half	9.5	2nd Half	40.0	OT		Game	26.1	DEADBALL
3 PT FG %	1st Half	0.0	2nd Half	28.6	OT		Game	12.5	REBOUNDS 3
FT %	1st Half	60.0	2nd Half	85.7	OT		Game	70.6	

Technical Fouls: 0
Attendance: 2,850 est

OFFICIALS	SCORE BY PERIODS	1	2	3	4	OT	FINAL
#1- Tony Brewer	CELINA	[illegible] 16	[illegible] 17	20	16		69
#2- Dennis Whitson	GREENBACK	[illegible] 6	[illegible] 4	11	17		38
#3- David Belcher							

TECHNICAL FOULS:

INDIVIDUAL:
CELINA: NONE
GREENBACK: NONE

This report has been produced by STATMAN II (tm) 3.00.FWC
Copyright (c) 1991 NBA Properties, Inc. All Rights Reserved.

OFFICIAL NCAA BASKETBALL BOX SCORE 03-11-92 MURFREESBORO, TN
Licensed To: Middle Tennessee FIRST HALF

VISITORS: CELINA

NO	PLAYER	FG	FGA	3P	3PA	FT	FTA	OR	DR	TOT	PF	PTS	A	TO	BLK	S	MIN
11	Mellisa Webb	2	3	0	0	2	2	1	0	1	2	6	6	4	0	0	14
20	Teia Burchett	4	5	2	2	0	0	1	3	4	2	10	0	0	0	4	16
21	Sonya Smith	1	5	0	3	0	0	0	1	1	0	2	1	2	0	0	16
41	Melissa Denton	0	2	0	1	0	0	1	2	3	1	0	0	0	0	1	9
52	Teia Ashlock	4	7	0	0	2	3	3	2	5	1	10	0	1	0	5	16
12	Crystal Davis	DNP-															
24	Misty Brown	DNP-															
44	Lori Denton	1	1	1	1	0	0	0	0	0	0	3	0	0	0	0	2
35	Elaine Key	DNP-															
51	Emily McLerran	DNP-															
30	Anita Bartlett	0	1	0	0	2	2	1	1	2	3	2	0	1	0	0	7
32	Monica Smith	DNP-															
23	Tasha Ashlock	DNP-															
15	Farrah Wood	DNP-															
	TEAM							0	1	1				0			
	TOTALS	12	24	3	7	6	7	7	10	17	9	33	7	8	0	10	80

TOTAL FG %	1st Half 50.0	2nd Half	OT	Game 50.0	DEADBALL		
3 PT FG %	1st Half 42.9	2nd Half	OT	Game 42.9	REBOUNDS	1	
FT %	1st Half 85.7	2nd Half	OT	Game 85.7			

HOME: GREENBACK

NO	PLAYER	FG	FGA	3P	3PA	FT	FTA	OR	DR	TOT	PF	PTS	A	TO	BLK	S	MIN
24	Trina McCollum	0	0	0	0	0	0	0	1	1	3	0	0	0	0	0	10
23	Christi Johnson	1	11	0	5	0	0	2	1	3	0	2	0	2	0	0	16
35	Kim Blankenship	0	0	0	0	0	0	3	1	4	0	0	0	2	0	1	9
33	Shelly Johnson	0	5	0	3	1	2	1	0	1	1	1	0	5	0	0	15
20	Claudette Davis	0	0	0	0	0	0	1	1	2	1	0	0	0	0	0	14
42	Leslie Carroll	DNP-															
44	Leigh Hudson	DNP-															
45	Harmony Hundley	DNP-															
11	Whitney McIntosh	DNP-															
55	Robin Russell	DNP-															
10	Melanie Shepherd	0	3	0	1	4	6	0	0	0	0	4	0	3	0	0	10
22	Julie Thompson	DNP-															
50	Mystina Woods	1	2	0	0	1	2	3	1	4	2	3	0	0	0	0	6
	TEAM							0	0	0				0			
	TOTALS	2	21	0	9	6	10	10	5	15	7	10	0	12	0	1	80

TOTAL FG %	1st Half 9.5	2nd Half	OT	Game 9.5	DEADBALL		
3 PT FG %	1st Half 0.0	2nd Half	OT	Game 0.0	REBOUNDS	3	
FT %	1st Half 60.0	2nd Half	OT	Game 60.0			

Technical Fouls: 0
Attendance:

OFFICIALS
#1- Tony Brewer
#2- Dennis Whitson
#3- David Belcher

SCORE BY PERIODS	1	2	3	4	OT	FINAL
CELINA	16	17				33
GREENBACK	6	4				10

TECHNICAL FOULS:

INDIVIDUAL:
CELINA: NONE
GREENBACK: NONE

This report has been produced by STATMAN II (tm) 3.00.FWC
Copyright (c) 1991 NBA Properties, Inc. All Rights Reserved.

OFFICIAL NCAA BASKETBALL BOX SCORE 03-13-92 MURFREESBORO, TN
Licensed To: Middle Tennessee FINAL BOX

VISITORS: MOORE CO. 31-3

NO	PLAYER	FG	FGA	3P	3PA	FT	FTA	OR	DR	TOT	PF	PTS	A	TO	BLK	S	MIN
15	Gail Holt	4	9	0	0	4	4	4	12	16	1	12	1	4	0	3	32
22	Michele Norman	3	13	1	6	0	1	1	2	3	3	7	4	1	0	1	32
32	Sara Price	4	9	1	5	2	2	0	2	2	5	11	0	6	0	1	32
40	Debbie Neal	2	3	0	0	0	0	2	0	2	3	4	0	0	0	0	11
42	Susan Faulkner	2	6	1	3	2	4	2	3	5	5	7	4	6	0	1	31
34	Janice Keller	0	0	0	0	0	0	0	0	0	0	0	0	0	0	0	0
24	Amy Logan	DNP- CC															
14	Callon Hardin	0	0	0	0	0	1	0	0	0	0	0	0	0	0	0	1
20	Julie Bryom	DNP- CC															
10	Sam Bryant	DNP- CC															
44	Nickie Simpson	3	6	0	0	0	2	3	2	5	1	6	0	1	0	1	21
12	Tish Waggoner	DNP- CC															
	TEAM							0	0	0				1			
	TOTALS	18	46	3	14	8	14	12	21	33	18	47	9	19	0	7	160

TOTAL FG % 1st Half 44.0 2nd Half 33.3 OT Game 39.1 DEADBALL
3 PT FG % 1st Half 30.0 2nd Half 0.0 OT Game 21.4 REBOUNDS 1
FT % 1st Half 80.0 2nd Half 44.4 OT Game 57.1

HOME: CELINA 30-3

NO	PLAYER	FG	FGA	3P	3PA	FT	FTA	OR	DR	TOT	PF	PTS	A	TO	BLK	S	MIN
11	Mellisa Webb	2	6	0	1	4	8	2	1	3	5	8	4	4	0	2	28
20	Teia Burchett	3	11	3	8	0	0	1	4	5	4	9	1	4	0	3	30
21	Sonya Smith	3	9	0	2	0	0	1	3	4	4	6	5	4	0	2	30
30	Anita Bartlett	2	2	0	0	1	3	2	4	6	3	5	0	1	0	0	14
52	Teia Ashlock	7	12	0	0	2	2	1	6	7	3	16	1	2	0	3	32
12	Crystal Davis	DNP- CC															
41	Melissa Denton	2	6	1	4	5	5	2	3	5	0	10	3	1	0	3	24
44	Lori Denton	0	0	0	0	0	0	0	0	0	1	0	0	0	0	0	2
35	Elaine Key	DNP- CC															
51	Emily McLerran	DNP- CC															
24	Misty Brown	DNP- CC															
32	Monica Smith	DNP- CC															
23	Tasha Ashlock	DNP- CC															
15	Farrah Wood	DNP- CC															
	TEAM							0	0	0				0			
	TOTALS	19	46	4	15	12	18	9	21	30	20	54	14	16	0	13	160

TOTAL FG % 1st Half 29.2 2nd Half 54.5 OT Game 41.3 DEADBALL
3 PT FG % 1st Half 0.0 2nd Half 50.0 OT Game 26.7 REBOUNDS 3
FT % 1st Half 100.0 2nd Half 53.8 OT Game 66.7

Technical Fouls: 0
Attendance: TBA

OFFICIALS
#1- Dan Taylor
#3- Doug Seals
#1- Fred Kessler

SCORE BY PERIODS	1	2	3	4	OT	FINAL
MOORE CO.	10	19	8	10		47
CELINA	8	11	12	23		54

TECHNICAL FOULS:

INDIVIDUAL:
MOORE: NONE
CELINA: NONE

This report has been produced by STATMAN II (tm) 3.00.FWC
Copyright (c) 1991 NBA Properties, Inc. All Rights Reserved.

OFFICIAL NCAA BASKETBALL BOX SCORE 03-13-92 MURFREESBORO, TN
Licensed To: Middle Tennessee FIRST HALF

VISITORS: MOORE CO.

NO	PLAYER	FG	FGA	3P	3PA	FT	FTA	OR	DR	TOT	PF	PTS	A	TO	BLK	S	MIN
15	Gail Holt	1	4	0	0	4	4	2	4	6	1	6	0	1	0	0	16
22	Michele Norman	2	7	1	4	0	0	1	2	3	1	5	3	0	0	1	16
32	Sara Price	3	6	1	4	0	0	0	1	1	0	7	0	2	0	1	16
40	Debbie Neal	2	3	0	0	0	0	2	0	2	3	4	0	0	0	0	9
42	Susan Faulkner	2	3	1	2	0	1	0	2	2	1	5	2	1	0	1	16
34	Janice Keller	DNP-															
24	Amy Logan	DNP-															
14	Callon Hardin	DNP-															
20	Julie Bryom	DNP-															
10	Sam Bryant	DNP-															
44	Nickie Simpson	1	2	0	0	0	0	1	1	2	1	2	0	0	0	0	7
12	Tish Waggoner	DNP-															
	TEAM							0	0	0				1			
	TOTALS	11	25	3	10	4	5	6	10	16	7	29	5	5	0	3	80

TOTAL FG %	1st Half 44.0	2nd Half	OT	Game 44.0	DEADBALL		
3 PT FG %	1st Half 30.0	2nd Half	OT	Game 30.0	REBOUNDS	0	
FT %	1st Half 80.0	2nd Half	OT	Game 80.0			

HOME: CELINA

NO	PLAYER	FG	FGA	3P	3PA	FT	FTA	OR	DR	TOT	PF	PTS	A	TO	BLK	S	MIN
11	Mellisa Webb	0	3	0	1	0	0	0	0	0	1	0	0	3	0	0	12
20	Teia Burchett	0	6	0	3	0	0	1	3	4	1	0	0	2	0	2	16
21	Sonya Smith	0	3	0	1	0	0	1	1	2	1	0	2	1	0	0	16
30	Anita Bartlett	2	2	0	0	0	0	2	1	3	2	4	0	1	0	0	12
52	Teia Ashlock	4	7	0	0	0	0	1	3	4	3	8	0	0	0	0	16
12	Crystal Davis	DNP-															
41	Melissa Denton	1	3	0	2	5	5	2	1	3	0	7	1	0	0	0	8
44	Lori Denton	DNP-															
35	Elaine Key	DNP-															
51	Emily McLerran	DNP-															
24	Misty Brown	DNP-															
32	Monica Smith	DNP-															
23	Tasha Ashlock	DNP-															
15	Farrah Wood	DNP-															
	TEAM							0	0	0				0			
	TOTALS	7	24	0	7	5	5	7	9	16	8	19	3	7	0	2	80

TOTAL FG %	1st Half 29.2	2nd Half	OT	Game 29.2	DEADBALL		
3 PT FG %	1st Half 0.0	2nd Half	OT	Game 0.0	REBOUNDS	0	
FT %	1st Half 100.0	2nd Half	OT	Game 100.0			

Technical Fouls: 0
Attendance:

OFFICIALS
#1- Dan Taylor
#3- Doug Seals
#1- Fred Kessler

SCORE BY PERIODS	1	2	OT	OT	OT	FINAL
MOORE CO.	10	19				29
CELINA	8	11				19

TECHNICAL FOULS:

INDIVIDUAL:
MOORE: NONE
CELINA: NONE

This report has been produced by STATMAN II (tm) 3.00.FWC
Copyright (c) 1991 NBA Properties, Inc. All Rights Reserved.

OFFICIAL NCAA BASKETBALL BOX SCORE 03-14-92 MURFREESBORO, TN
Licensed To: Middle Tennessee FINAL BOX

VISITORS: CELINA 30-4

NO	PLAYER	FG	FGA	3P	3PA	FT	FTA	OR	DR	TOT	PF	PTS	A	TO	BLK	S	MIN
11	Mellisa Webb	4	5	0	0	2	4	1	2	3	4	10	1	6	0	1	26
20	Teia Burchett	1	4	1	4	2	2	0	4	4	2	5	0	0	0	0	32
21	Sonya Smith	3	11	1	5	1	2	0	3	3	1	8	6	4	0	1	32
30	Anita Bartlett	1	1	0	0	5	7	0	5	5	4	7	0	0	0	0	23
52	Teia Ashlock	4	6	0	0	2	4	1	1	2	5	10	1	1	0	1	24
12	Crystal Davis	DNP- CC															
41	Melissa Denton	2	7	0	4	0	1	0	7	7	2	4	1	0	0	1	23
44	Lori Denton	0	0	0	0	0	0	0	0	0	1	0	0	0	0	0	0
35	Elaine Key	DNP- CC															
51	Emily McLerran	DNP- CC															
24	Misty Brown	DNP- CC															
32	Monica Smith	DNP- CC															
23	Tasha Ashlock	DNP- CC															
15	Farrah Wood	DNP- CC															
	TEAM							0	0	0				0			
	TOTALS	15	34	2	13	12	20	2	22	24	19	44	9	11	0	4	160

TOTAL FG % 1st Half 50.0 2nd Half 37.5 OT Game 44.1 DEADBALL
3 PT FG % 1st Half 16.7 2nd Half 14.3 OT Game 15.4 REBOUNDS 3
FT % 1st Half 75.0 2nd Half 50.0 OT Game 60.0

HOME: GLEASON 32-3

NO	PLAYER	FG	FGA	3P	3PA	FT	FTA	OR	DR	TOT	PF	PTS	A	TO	BLK	S	MIN
33	Kristi McKee	4	10	4	10	5	5	0	3	3	2	17	2	0	0	0	32
24	Tonya Parham	2	3	0	1	0	1	0	2	2	1	4	2	3	0	2	22
20	Lee Ann Bell	3	8	0	0	2	2	0	6	6	5	8	0	0	0	0	25
41	Holly Crowe	3	8	2	7	5	7	0	2	2	2	13	4	3	0	3	31
30	Cristi Sawyers	2	6	0	0	0	0	4	3	7	3	4	0	1	0	1	26
11	Kristy Freeman	DNP- CC															
12	Ashley Hopper	DNP- CC															
21	Heather Lehmkuhl	0	0	0	0	0	0	0	0	0	0	0	0	0	0	0	0
34	Olivia Lowe	0	0	0	0	0	0	0	0	0	0	0	0	0	0	0	0
44	Becky Crowe	0	4	0	3	2	2	1	2	3	3	2	1	0	0	1	13
14	Camille Connell	2	2	0	0	0	0	1	3	4	3	4	0	0	0	1	11
23	Selena Dilday	DNP- CC															
32	Nikki Stephans	DNP- CC															
45	Stacey Stewart	0	0	0	0	0	0	0	1	1	0	0	0	0	0	0	0
15	Lisa Wallace	0	0	0	0	0	0	0	0	0	0	0	0	0	0	0	0
	TEAM							0	0	0				0			
	TOTALS	16	41	6	21	14	17	6	22	28	19	52	9	7	0	8	160

TOTAL FG % 1st Half 31.8 2nd Half 47.4 OT Game 39.0 DEADBALL
3 PT FG % 1st Half 20.0 2nd Half 36.4 OT Game 28.6 REBOUNDS 0
FT % 1st Half 100.0 2nd Half 76.9 OT Game 82.4

Technical Fouls: 0
Attendance: TBA

OFFICIALS
#2- Dennis Whitson
#3- Eddie Tipton
#2- CHIP DOCKINS

SCORE BY PERIODS	1	2	3	4	OT	FINAL
CELINA	13	7	11	8		44
GLEASON	14	6	14	18		52

TECHNICAL FOULS:

INDIVIDUAL:
CELINA: NONE
GLEASON: NONE

This report has been produced by STATMAN II (tm) 3.00.FWC
Copyright (c) 1991 NBA Properties, Inc. All Rights Reserved.

OFFICIAL NCAA BASKETBALL BOX SCORE 03-14-92 MURFREESBORO, TN
Licensed To: Middle Tennessee FIRST HALF

VISITORS: CELINA

NO	PLAYER	FG	FGA	3P	3PA	FT	FTA	OR	DR	TOT	PF	PTS	A	TO	BLK	S	MIN
11	Mellisa Webb	3	4	0	0	2	2	0	1	1	1	8	0	1	0	1	16
20	Teia Burchett	0	1	0	1	2	2	0	2	2	0	2	0	0	0	0	16
21	Sonya Smith	3	6	1	3	0	0	0	1	1	0	7	3	1	0	1	16
30	Anita Bartlett	0	0	0	0	1	2	0	3	3	1	1	0	0	0	0	14
52	Teia Ashlock	2	3	0	0	1	1	0	0	0	3	5	1	1	0	1	8
12	Crystal Davis	DNP-															
41	Melissa Denton	1	4	0	2	0	1	0	3	3	1	2	1	0	0	0	10
44	Lori Denton	DNP-															
35	Elaine Key	DNP-															
51	Emily McLerran	DNP-															
24	Misty Brown	DNP-															
32	Monica Smith	DNP-															
23	Tasha Ashlock	DNP-															
15	Farrah Wood	DNP-															
	TEAM							0	0	0				0			
	TOTALS	9	18	1	6	6	8	0	10	10	6	25	5	3	0	3	80

TOTAL FG %	1st Half 50.0	2nd Half	OT	Game 50.0	DEADBALL		
3 PT FG %	1st Half 16.7	2nd Half	OT	Game 16.7	REBOUNDS	1	
FT %	1st Half 75.0	2nd Half	OT	Game 75.0			

HOME: GLEASON

NO	PLAYER	FG	FGA	3P	3PA	FT	FTA	OR	DR	TOT	PF	PTS	A	TO	BLK	S	MIN
33	Kristi McKee	0	2	0	2	0	0	0	1	1	1	0	2	0	0	0	16
24	Tonya Parham	2	3	0	1	0	0	0	0	0	0	4	0	2	0	1	11
20	Lee Ann Bell	1	4	0	0	2	2	0	4	4	1	4	0	0	0	0	13
41	Holly Crowe	2	6	2	6	2	2	0	1	1	2	8	1	2	0	1	15
30	Cristi Sawyers	1	4	0	0	0	0	3	1	4	1	2	0	1	0	0	11
11	Kristy Freeman	DNP-															
12	Ashley Hopper	DNP-															
21	Heather Lehmkuhl	DNP-															
34	Olivia Lowe	DNP-															
44	Becky Crowe	0	2	0	1	0	0	1	1	2	3	0	0	0	0	0	6
14	Camille Connell	1	1	0	0	0	0	1	2	3	1	2	0	0	0	1	8
23	Selena Dilday	DNP-															
32	Nikki Stephans	DNP-															
45	Stacey Stewart	DNP-															
15	Lisa Wallace	DNP-															
	TEAM							0	0	0				0			
	TOTALS	7	22	2	10	4	4	5	10	15	9	20	3	5	0	3	80

TOTAL FG %	1st Half 31.8	2nd Half	OT	Game 31.8	DEADBALL		
3 PT FG %	1st Half 20.0	2nd Half	OT	Game 20.0	REBOUNDS	0	
FT %	1st Half 100.0	2nd Half	OT	Game 100.0			

Technical Fouls: 0
Attendance:

OFFICIALS	SCORE BY PERIODS	1	2	3	4	OT	FINAL
#2- Dennis Whitson	CELINA	18	7				25
#3- Eddie Tipton	GLEASON	14	6				20
#2- CHIP DOCKINS							

TECHNICAL FOULS:

INDIVIDUAL:
CELINA: NONE
GLEASON: NONE

This report has been produced by STATMAN II (tm) 3.00.FWC
Copyright (c) 1991 NBA Properties, Inc. All Rights Reserved.