Mt. Pleasant High School
Boys' Basketball
Mt. Pleasant, TN

POSTSEASON HISTORY REPORT

GENERATED MAY 8, 2024

Summary

Championship Record: 2-7
Appearances (7): 2013, 1992, 1988, 1982, 1980, 1973, 1964

Finals Appearances

None found.

Awards

None found.

2013 Class A State Boys' Basketball Tournament

March 13 - March 16, 2013 · Murphy Center - MTSU - Murfreesboro, TN

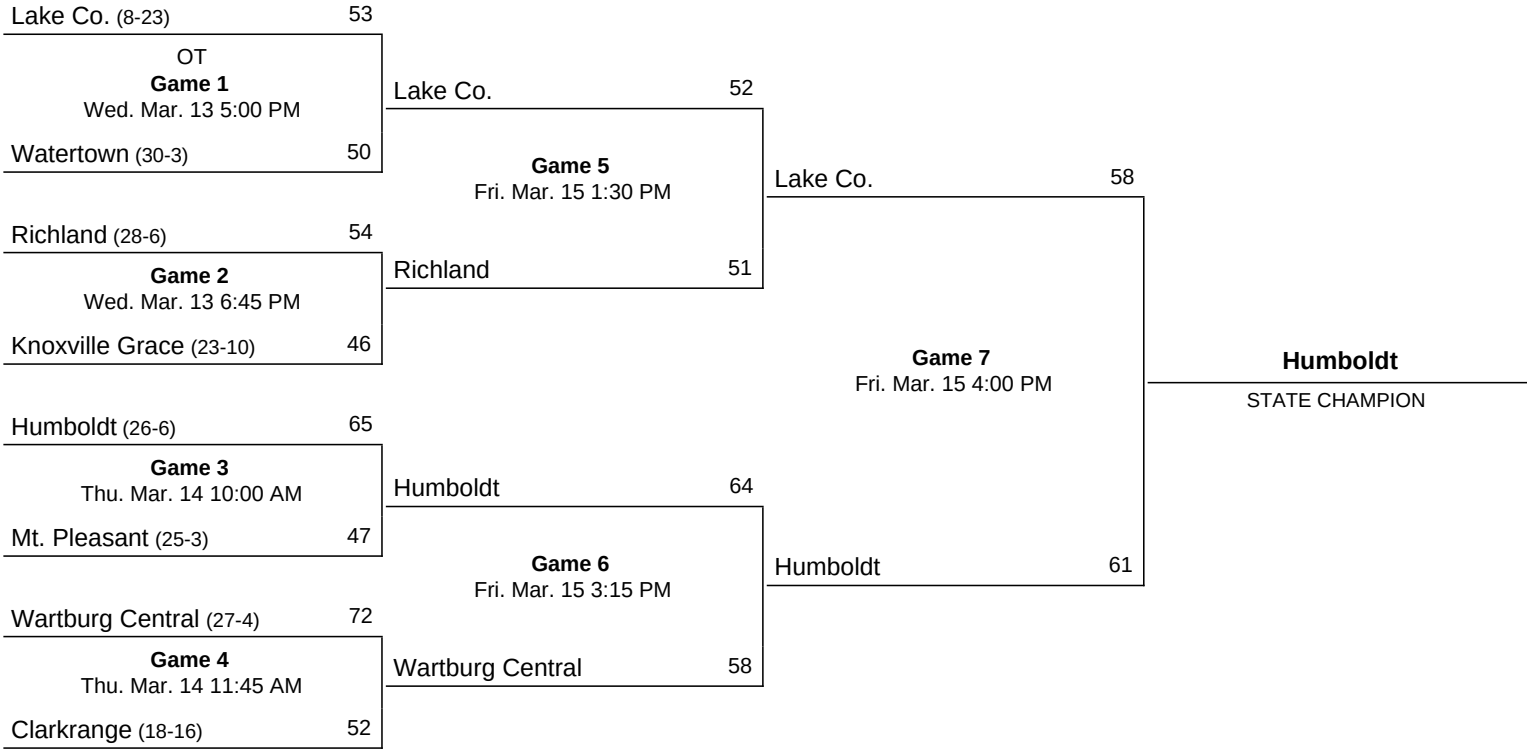

Official Basketball Box Score
Humboldt vs Mt. Pleasant
03/14/13 10:00 AM at Murphy Center

VISITORS: Humboldt 27-6

##	Player Name		TOT-FG FG-FGA	3-PT FG-FGA	FT-FTA	REBOUNDS OF	DE	TOT	PF	TP	A	TO	BLK	S	MIN
01	Bradford, Desonte...	*	7-9	3-3	3-5	3	9	12	3	20	1	3	1	3	27
10	Turner, Stephon.....	*	6-11	4-7	3-4	2	1	3	1	19	2	1	0	2	31
12	Montaque, Jaylen....	*	0-1	0-0	1-4	2	4	6	1	1	3	1	0	1	29
20	Agnew, Troy.....	*	3-9	0-2	0-2	0	0	0	2	6	3	5	0	2	23
22	Brown, Treyvon.....	*	5-8	0-0	4-6	3	2	5	4	14	1	1	1	1	25
05	McLilly, Nick.....		1-4	0-0	0-0	0	1	1	1	2	2	2	0	0	15
21	Armstrong, Grant....		0-0	0-0	0-2	0	0	0	0	0	0	0	0	0	1
23	Fergerson, O.....		0-0	0-0	1-2	0	0	0	0	1	0	0	0	0	1
25	Watson, Cornelius...		0-0	0-0	0-1	0	1	1	0	0	0	0	0	0	4
30	Ballad, Daylen.....		0-0	0-0	2-2	0	0	0	1	2	0	0	0	0	1
31	Ingram, Quay.....		0-0	0-0	0-0	0	0	0	0	0	0	0	0	0	1
32	Strayhorn, Jaylon...		0-0	0-0	0-0	0	0	0	0	0	0	0	0	0	1
33	Pipkin, Chris.....		0-0	0-0	0-0	0	0	0	0	0	0	0	0	0	0+
34	Koffman, Ben.....		0-0	0-0	0-0	0	0	0	0	0	0	0	0	0	1
	TEAM.....					2	2	4							
	Totals.....		22-42	7-12	14-28	12	20	32	13	65	12	13	2	9	160

TOTAL FG% 1st Half: 11-24	45.8%	2nd Half: 11-18	61.1%	Game: 52.4%	DEADB	
3-Pt. FG% 1st Half: 6-9	66.7%	2nd Half: 1-3	33.3%	Game: 58.3%	REBS	
F Throw % 1st Half: 6-9	66.7%	2nd Half: 8-19	42.1%	Game: 50.0%	4	

HOME TEAM: Mt. Pleasant 25-4

##	Player Name		TOT-FG FG-FGA	3-PT FG-FGA	FT-FTA	REBOUNDS OF	DE	TOT	PF	TP	A	TO	BLK	S	MIN
10	Frierson, Thomas....	*	5-16	2-9	3-4	3	2	5	4	15	3	4	0	0	32
15	Woodson, Jordan.....	*	1-4	0-0	0-2	2	1	3	5	2	1	1	0	0	10
25	Brown, Dakota.....	*	1-9	0-7	0-0	3	1	4	1	2	0	1	0	1	16
41	Webster, Devonte....	*	4-8	0-0	1-2	3	6	9	4	9	2	2	0	1	31
42	Smith, Ken'yores....	*	7-10	0-0	1-2	3	5	8	5	15	1	1	4	2	27
13	Miller, Jeshawn.....		0-1	0-0	0-0	0	1	1	2	0	1	2	0	1	20
21	Crawford, Walter....		1-4	1-4	0-0	1	1	2	0	3	0	2	0	0	19
31	Berry, Brennan.....		0-2	0-2	0-0	0	0	0	0	0	0	0	0	0	2
33	Bullock, D.J.....		0-0	0-0	0-0	0	1	1	1	0	0	0	0	0	1
35	LeMay, Adam.....		0-0	0-0	1-2	2	0	2	0	1	0	0	0	0	2
	TEAM.....														
	Totals.....		19-54	3-22	6-12	17	18	35	22	47	8	13	4	5	160

TOTAL FG% 1st Half: 12-21	57.1%	2nd Half: 7-33	21.2%	Game: 35.2%	DEADB	
3-Pt. FG% 1st Half: 3-7	42.9%	2nd Half: 0-15	0.0%	Game: 13.6%	REBS	
F Throw % 1st Half: 2-4	50.0%	2nd Half: 4-8	50.0%	Game: 50.0%	4	

Officials: Lawson Watson, Dwight Porter, Jason Brown
Technical fouls: Humboldt-None. Mt. Pleasant-None.
Attendance:

Score by Periods	1st	2nd	3rd	4th		Total
Humboldt.....	22	12	14	17	-	65
Mt. Pleasant.....	16	13	8	10	-	47

Play-by-Play
Humboldt vs Mt. Pleasant
03/14/13 10:00 AM at Murphy Center

1st PERIOD Play-by-Play (Page 1)

HOME TEAM: Mt. Pleasant	TIME	SCORE	MAR	VISITORS: Humboldt
	07:30	0-3	V 3	GOOD! 3 PTR by Turner, Stephon
	07:30			ASSIST by Agnew, Troy
GOOD! JUMPER by Woodson, Jordan	07:12	2-3	V 1	
ASSIST by Frierson, Thomas	07:12			
	06:52	2-5	V 3	GOOD! JUMPER by Brown, Treyvon
GOOD! JUMPER by Webster, Devonte	06:35	4-5	V 1	
ASSIST by Woodson, Jordan	06:35			
REBOUND (DEF) by Smith, Ken'yores	06:21			MISSED 3 PTR by Agnew, Troy
GOOD! FT SHOT by Smith, Ken'yores	06:08	5-5	T 1	FOUL by Brown, Treyvon (P1T1)
MISSED FT SHOT by Smith, Ken'yores	06:08			REBOUND (DEF) by Montaque, Jaylen
	06:01	5-7	V 2	GOOD! JUMPER by Bradford, Desonte
MISSED LAYUP by Webster, Devonte	05:52			REBOUND (DEF) by Montaque, Jaylen
FOUL by Woodson, Jordan (P1T1)	05:48			
FOUL by Woodson, Jordan (P2T2)	05:27	5-8	V 3	GOOD! FT SHOT by Brown, Treyvon
	05:27	5-9	V 4	GOOD! FT SHOT by Brown, Treyvon
SUB IN : Crawford, Walter	05:27			
SUB OUT: Woodson, Jordan	05:27			
GOOD! LAYUP by Smith, Ken'yores [PNT]	05:14	7-9	V 2	
REBOUND (DEF) by Crawford, Walter	04:58			MISSED JUMPER by Brown, Treyvon
TURNOVR by Crawford, Walter	04:41			
	04:40			STEAL by Brown, Treyvon
	04:37			FOUL by Agnew, Troy (P1T2)
	04:37			TURNOVR by Agnew, Troy
MISSED 3 PTR by Brown, Dakota	04:21			
REBOUND (OFF) by Crawford, Walter	04:21			
MISSED LAYUP by Smith, Ken'yores	04:13			REBOUND (DEF) by Bradford, Desonte
	04:06			MISSED 3 PTR by Turner, Stephon
	04:06			REBOUND (OFF) by Montaque, Jaylen
	03:58	7-12	V 5	GOOD! 3 PTR by Bradford, Desonte
	03:58			ASSIST by Agnew, Troy
	03:45			SUB IN : McLilly, Nick
	03:45			SUB OUT: Brown, Treyvon
MISSED JUMPER by Frierson, Thomas	03:37			
REBOUND (OFF) by Smith, Ken'yores	03:37			
GOOD! LAYUP by Smith, Ken'yores [PNT]	03:34	9-12	V 3	
	03:07	9-14	V 5	GOOD! LAYUP by Turner, Stephon [PNT]
	03:02			FOUL by Bradford, Desonte (P1T3)
SUB IN : Miller, Jeshawn	03:02			
SUB OUT: Crawford, Walter	03:02			
TURNOVR by Smith, Ken'yores	02:39			STEAL by Bradford, Desonte
FOUL by Webster, Devonte (P1T3)	02:39			
	02:39			SUB IN : Brown, Treyvon
	02:39			SUB OUT: Montaque, Jaylen
	02:20			TURNOVR by Agnew, Troy
STEAL by Miller, Jeshawn	02:16			
GOOD! LAYUP by Frierson, Thomas [FB/PNT]	02:13	11-14	V 3	
	01:54			MISSED JUMPER by Turner, Stephon
	01:54			REBOUND (OFF) by Turner, Stephon
FOUL by Smith, Ken'yores (P1T4)	01:51	11-15	V 4	GOOD! FT SHOT by Turner, Stephon
	01:51	11-16	V 5	GOOD! FT SHOT by Turner, Stephon
SUB IN : Crawford, Walter	01:51			SUB IN : Montaque, Jaylen
SUB OUT: Brown, Dakota	01:51			SUB OUT: Agnew, Troy
GOOD! LAYUP by Frierson, Thomas [PNT]	01:43	13-16	V 3	
BLOCK by Smith, Ken'yores	01:30			MISSED JUMPER by McLilly, Nick
REBOUND (DEF) by Miller, Jeshawn	01:28			
MISSED 3 PTR by Frierson, Thomas	01:22			REBOUND (DEF) by (TEAM)
	01:06	13-19	V 6	GOOD! 3 PTR by Turner, Stephon
	01:06			ASSIST by McLilly, Nick
GOOD! 3 PTR by Crawford, Walter	00:47	16-19	V 3	
ASSIST by Miller, Jeshawn	00:47			
	00:03	16-22	V 6	GOOD! 3 PTR by Bradford, Desonte
	00:03			ASSIST by Turner, Stephon

Humboldt 22, Mt. Pleasant 16

2nd PERIOD Play-by-Play (Page 1)

HOME TEAM: Mt. Pleasant	TIME	SCORE	MAR	VISITORS: Humboldt
SUB IN : Miller, Jeshawn	08:00			
SUB IN : Crawford, Walter	08:00			
SUB OUT: Woodson, Jordan	08:00			
SUB OUT: Brown, Dakota	08:00			
	07:50			MISSED LAYUP by Agnew, Troy
	07:50			REBOUND (OFF) by Brown, Treyvon
	07:47			MISSED JUMPER by Brown, Treyvon
	07:47			REBOUND (OFF) by Brown, Treyvon
FOUL by Frierson, Thomas (P1T5)	07:44	16-23	V 7	GOOD! FT SHOT by Brown, Treyvon
REBOUND (DEF) by Smith, Ken'yores	07:44			MISSED FT SHOT by Brown, Treyvon
TURNOVR by Crawford, Walter	07:32			
	07:31			STEAL by Agnew, Troy
	07:27			TURNOVR by Agnew, Troy
STEAL by Smith, Ken'yores	07:26			
GOOD! LAYUP by Smith, Ken'yores [PNT]	07:22	18-23	V 5	
ASSIST by Frierson, Thomas	07:22			
	06:46			TIMEOUT 30sec
REBOUND (DEF) by Smith, Ken'yores	06:31			MISSED JUMPER by Agnew, Troy
	06:28			FOUL by Bradford, Desonte (P2T4)
MISSED 3 PTR by Brown, Dakota	06:14			REBOUND (DEF) by Bradford, Desonte
REBOUND (DEF) by Brown, Dakota	06:05			MISSED LAYUP by Montaque, Jaylen
TURNOVR by Frierson, Thomas	05:55			
	05:54			STEAL by Bradford, Desonte
	05:53			TURNOVR by Bradford, Desonte
	05:53			SUB IN : McLilly, Nick
	05:53			SUB OUT: Bradford, Desonte
MISSED JUMPER by Woodson, Jordan	05:48			BLOCK by Brown, Treyvon
REBOUND (OFF) by Brown, Dakota	05:48			
	05:48			FOUL by McLilly, Nick (P1T5)
TURNOVR by Brown, Dakota	05:43			
	05:42			STEAL by Turner, Stephon
	05:38			MISSED LAYUP by Agnew, Troy
	05:38			REBOUND (OFF) by Turner, Stephon
	05:07	18-26	V 8	GOOD! 3 PTR by Turner, Stephon
	05:07			ASSIST by Agnew, Troy
GOOD! JUMPER by Webster, Devonte	04:49	20-26	V 6	
	04:35			TURNOVR by Agnew, Troy
STEAL by Brown, Dakota	04:34			
GOOD! LAYUP by Smith, Ken'yores [PNT]	04:20	22-26	V 4	
ASSIST by Webster, Devonte	04:20			
	04:01	22-28	V 6	GOOD! LAYUP by McLilly, Nick [PNT]
	04:01			ASSIST by Brown, Treyvon
GOOD! 3 PTR by Frierson, Thomas	03:47	25-28	V 3	
ASSIST by Smith, Ken'yores	03:47			
REBOUND (DEF) by Webster, Devonte	03:25			MISSED 3 PTR by Agnew, Troy
GOOD! 3 PTR by Frierson, Thomas	03:16	28-28	T 2	
ASSIST by Webster, Devonte	03:16			
	02:58	28-31	V 3	GOOD! 3 PTR by Turner, Stephon
MISSED FT SHOT by Webster, Devonte	02:49			FOUL by Agnew, Troy (P2T6)
REBOUND (OFF) by (DEADBALL)	02:49			
GOOD! FT SHOT by Webster, Devonte	02:49	29-31	V 2	
SUB IN : Brown, Dakota	02:49			SUB IN : Watson, Cornelius
SUB OUT: Miller, Jeshawn	02:49			SUB IN : Bradford, Desonte
	02:49			SUB OUT: Brown, Treyvon
	02:49			SUB OUT: Agnew, Troy
	02:30	29-33	V 4	GOOD! JUMPER by Bradford, Desonte
MISSED 3 PTR by Frierson, Thomas	02:18			
REBOUND (OFF) by Woodson, Jordan	02:18			
TURNOVR by Webster, Devonte	01:59			
REBOUND (DEF) by Webster, Devonte	01:49			MISSED JUMPER by Bradford, Desonte
TURNOVR by Frierson, Thomas	01:41			
SUB IN : Woodson, Jordan	01:41			
SUB IN : Miller, Jeshawn	01:41			
SUB OUT: Brown, Dakota	01:41			
SUB OUT: Webster, Devonte	01:41			
SUB OUT: Crawford, Walter	01:41			
FOUL by Miller, Jeshawn (P1T6)	01:12			MISSED FT SHOT by Bradford, Desonte
	01:12			REBOUND (OFF) by (DEADBALL)
	01:12	29-34	V 5	GOOD! FT SHOT by Bradford, Desonte
	01:12			SUB IN : Brown, Treyvon
	01:12			SUB OUT: Bradford, Desonte
MISSED LAYUP by Miller, Jeshawn	00:50			REBOUND (DEF) by Watson, Cornelius
FOUL by Woodson, Jordan (P3T7)	00:50			MISSED FT SHOT by Watson, Cornelius
	00:50			REBOUND (OFF) by Montaque, Jaylen
SUB IN : Webster, Devonte	00:50			

SUB OUT: Woodson, Jordan	00:50			
REBOUND (DEF) by Smith, Ken'yores	00:05			MISSED LAYUP by McLilly, Nick

Humboldt 34, Mt. Pleasant 29

3rd PERIOD Play-by-Play (Page 1)

HOME TEAM: Mt. Pleasant	TIME	SCORE	MAR	VISITORS: Humboldt
SUB IN : Miller, Jeshawn	07:58			
SUB OUT: Woodson, Jordan	07:58			
TURNOVR by Miller, Jeshawn	07:39			
	07:38			STEAL by Agnew, Troy
	07:36	29-36	V 7	GOOD! LAYUP by Agnew, Troy [FB/PNT]
FOUL by Frierson, Thomas (P2T1)	07:36			
REBOUND (DEF) by Smith, Ken'yores	07:27			MISSED FT SHOT by Agnew, Troy
MISSED JUMPER by Smith, Ken'yores	07:19			REBOUND (DEF) by Bradford, Desonte
FOUL by Smith, Ken'yores (P2T2)	07:07	29-37	V 8	GOOD! FT SHOT by Montaque, Jaylen
REBOUND (DEF) by Webster, Devonte	07:07			MISSED FT SHOT by Montaque, Jaylen
MISSED 3 PTR by Frierson, Thomas	06:43			REBOUND (DEF) by (TEAM)
	06:23	29-40	V 11	GOOD! 3 PTR by Bradford, Desonte
	06:23			ASSIST by Montaque, Jaylen
TIMEOUT TEAM	06:14			
TURNOVR by Webster, Devonte	06:01			
	06:00			STEAL by Bradford, Desonte
	05:55			TURNOVR by Brown, Treyvon
MISSED 3 PTR by Brown, Dakota	05:43			REBOUND (DEF) by Bradford, Desonte
	05:36			MISSED JUMPER by Turner, Stephon
	05:36			REBOUND (OFF) by Brown, Treyvon
	05:33	29-42	V 13	GOOD! TIP-IN by Brown, Treyvon [PNT]
MISSED 3 PTR by Brown, Dakota	05:24			REBOUND (DEF) by Bradford, Desonte
	05:20			TURNOVR by Bradford, Desonte
SUB IN : Crawford, Walter	05:20			
SUB IN : Woodson, Jordan	05:20			
SUB OUT: Miller, Jeshawn	05:20			
SUB OUT: Brown, Dakota	05:20			
MISSED 3 PTR by Crawford, Walter	05:03			REBOUND (DEF) by Bradford, Desonte
	04:55	29-44	V 15	GOOD! LAYUP by Brown, Treyvon [PNT]
	04:55			ASSIST by Bradford, Desonte
MISSED JUMPER by Smith, Ken'yores	04:46			REBOUND (DEF) by Brown, Treyvon
FOUL by Webster, Devonte (P2T3)	04:10			
	03:45			TURNOVR by Agnew, Troy
STEAL by Smith, Ken'yores	03:44			
GOOD! FT SHOT by Frierson, Thomas	03:40	30-44	V 14	FOUL by Montaque, Jaylen (P1T1)
GOOD! FT SHOT by Frierson, Thomas	03:40	31-44	V 13	
	03:40			SUB IN : McLilly, Nick
	03:40			SUB OUT: Agnew, Troy
BLOCK by Smith, Ken'yores	03:19			MISSED JUMPER by Brown, Treyvon
REBOUND (DEF) by Woodson, Jordan	03:13			
MISSED FT SHOT by Woodson, Jordan	03:11			FOUL by Brown, Treyvon (P2T2)
REBOUND (OFF) by (DEADBALL)	03:11			
MISSED FT SHOT by Woodson, Jordan	03:11			REBOUND (DEF) by Bradford, Desonte
STEAL by Webster, Devonte	03:01			TURNOVR by McLilly, Nick
	03:01			FOUL by Brown, Treyvon (P3T3)
	03:01			SUB IN : Agnew, Troy
	03:01			SUB OUT: McLilly, Nick
GOOD! JUMPER by Webster, Devonte	02:49	33-44	V 11	
ASSIST by Frierson, Thomas	02:49			
TIMEOUT 30sec	02:46			
	02:46			SUB IN : McLilly, Nick
	02:46			SUB OUT: Brown, Treyvon
	02:35	33-46	V 13	GOOD! LAYUP by Bradford, Desonte [PNT]
	02:35			ASSIST by McLilly, Nick
FOUL by Smith, Ken'yores (P3T4)	02:35	33-47	V 14	GOOD! FT SHOT by Bradford, Desonte
	02:35			SUB IN : Watson, Cornelius
	02:35			SUB OUT: Montaque, Jaylen
MISSED JUMPER by Woodson, Jordan	02:18			
REBOUND (OFF) by Smith, Ken'yores	02:18			
GOOD! JUMPER by Smith, Ken'yores [PNT]	02:16	35-47	V 12	
	01:42			MISSED 3 PTR by Turner, Stephon
	01:42			REBOUND (OFF) by Bradford, Desonte
BLOCK by Smith, Ken'yores	01:40			MISSED LAYUP by Bradford, Desonte
	01:38			REBOUND (OFF) by Bradford, Desonte
FOUL by Smith, Ken'yores (P4T5)	01:38	35-48	V 13	GOOD! FT SHOT by Bradford, Desonte
REBOUND (DEF) by Frierson, Thomas	01:38			MISSED FT SHOT by Bradford, Desonte
SUB IN : Brown, Dakota	01:38			

SUB IN : Miller, Jeshawn	01:38			
SUB OUT: Smith, Ken'yores	01:38			
SUB OUT: Crawford, Walter	01:38			
MISSED LAYUP by Woodson, Jordan	01:30			
REBOUND (OFF) by Webster, Devonte	01:30			
MISSED JUMPER by Webster, Devonte	01:28			
REBOUND (OFF) by Brown, Dakota	01:28			
MISSED JUMPER by Brown, Dakota	01:25			
REBOUND (OFF) by Webster, Devonte	01:25			
	01:20			FOUL by Turner, Stephon (P1T4)
	01:20			SUB IN : Montaque, Jaylen
	01:20			SUB OUT: Watson, Cornelius
MISSED 3 PTR by Brown, Dakota	01:16			REBOUND (DEF) by Montaque, Jaylen
	00:55			TURNOVR by Montaque, Jaylen
MISSED JUMPER by Webster, Devonte	00:37			
REBOUND (OFF) by Woodson, Jordan	00:37			
MISSED 3 PTR by Brown, Dakota	00:29			
REBOUND (OFF) by Brown, Dakota	00:29			
GOOD! JUMPER by Brown, Dakota	00:24	37-48	V 11	
FOUL by Woodson, Jordan (P4T6)	00:07			
SUB IN : Crawford, Walter	00:07			
SUB OUT: Woodson, Jordan	00:07			
REBOUND (DEF) by Webster, Devonte	00:02			MISSED 3 PTR by Turner, Stephon

Humboldt 48, Mt. Pleasant 37

4th PERIOD Play-by-Play (Page 1)

HOME TEAM: Mt. Pleasant	TIME	SCORE	MAR	VISITORS: Humboldt
SUB IN : Miller, Jeshawn	08:00			
SUB OUT: Woodson, Jordan	08:00			
MISSED 3 PTR by Frierson, Thomas	07:47			REBOUND (DEF) by Montaque, Jaylen
FOUL by Webster, Devonte (P3T7)	07:39			MISSED FT SHOT by Montaque, Jaylen
REBOUND (DEF) by Webster, Devonte	07:39			
MISSED JUMPER by Webster, Devonte	07:31			
REBOUND (OFF) by Smith, Ken'yores	07:31			
GOOD! LAYUP by Smith, Ken'yores [PNT]	07:29	39-48	V 9	
FOUL by Frierson, Thomas (P3T8)	07:09			MISSED FT SHOT by Turner, Stephon
	07:09			REBOUND (OFF) by (DEADBALL)
	07:09	39-49	V 10	GOOD! FT SHOT by Turner, Stephon
GOOD! LAYUP by Smith, Ken'yores [PNT]	06:52	41-49	V 8	
	06:38			TURNOVR by Turner, Stephon
MISSED 3 PTR by Frierson, Thomas	06:26			REBOUND (DEF) by Turner, Stephon
	06:16	41-51	V 10	GOOD! LAYUP by Turner, Stephon [PNT]
TURNOVR by Miller, Jeshawn	06:02			STEAL by Montaque, Jaylen
FOUL by Miller, Jeshawn (P2T9)	06:02			
	06:02			TIMEOUT TEAM
	06:02			MISSED FT SHOT by Montaque, Jaylen
	06:02			REBOUND (OFF) by Bradford, Desonte
SUB IN : Woodson, Jordan	06:02			
SUB OUT: Miller, Jeshawn	06:02			
REBOUND (DEF) by Webster, Devonte	05:35			MISSED JUMPER by Agnew, Troy
GOOD! JUMPER by Frierson, Thomas	05:17	43-51	V 8	
	04:53	43-53	V 10	GOOD! LAYUP by Brown, Treyvon [PNT]
FOUL by Woodson, Jordan (P5T10)	04:46			
TURNOVR by Woodson, Jordan	04:46			
SUB IN : Miller, Jeshawn	04:46			SUB IN : McLilly, Nick
SUB OUT: Woodson, Jordan	04:46			SUB OUT: Agnew, Troy
	04:34	43-55	V 12	GOOD! LAYUP by Brown, Treyvon [PNT]
	04:34			ASSIST by Turner, Stephon
SUB IN : Crawford, Walter	04:19			
SUB OUT: Brown, Dakota	04:19			
MISSED JUMPER by Frierson, Thomas	04:04			REBOUND (DEF) by McLilly, Nick
BLOCK by Smith, Ken'yores	03:52			MISSED JUMPER by McLilly, Nick
	03:52			REBOUND (OFF) by (TEAM)
	03:40			TURNOVR by McLilly, Nick
	03:40			SUB IN : Agnew, Troy
	03:40			SUB OUT: McLilly, Nick
MISSED 3 PTR by Crawford, Walter	03:30			
REBOUND (OFF) by Webster, Devonte	03:30			
GOOD! JUMPER by Webster, Devonte	03:27	45-55	V 10	
	03:14			FOUL by Bradford, Desonte (P3T5)
	03:14			TURNOVR by Bradford, Desonte
MISSED 3 PTR by Crawford, Walter	03:03			REBOUND (DEF) by Bradford, Desonte
	02:51	45-57	V 12	GOOD! LAYUP by Agnew, Troy [PNT]

	02:51			ASSIST by Montaque, Jaylen
FOUL by Smith, Ken'yores (P5T11)	02:50			MISSED FT SHOT by Agnew, Troy
REBOUND (DEF) by Frierson, Thomas	02:50			
SUB IN : Brown, Dakota	02:50			
SUB OUT: Smith, Ken'yores	02:50			
TURNOVR by Frierson, Thomas	02:42			
	02:41			STEAL by Turner, Stephon
	02:25	45-59	V 14	GOOD! DUNK by Bradford, Desonte [PNT]
	02:25			ASSIST by Montaque, Jaylen
MISSED 3 PTR by Brown, Dakota	02:15			BLOCK by Bradford, Desonte
	02:13			REBOUND (DEF) by Bradford, Desonte
	02:10	45-61	V 16	GOOD! LAYUP by Agnew, Troy [FB/PNT]
TIMEOUT TEAM	02:08			
SUB IN : Berry, Brennan	02:08			
SUB OUT: Miller, Jeshawn	02:08			
MISSED 3 PTR by Frierson, Thomas	01:58			
REBOUND (OFF) by Frierson, Thomas	01:58			
MISSED LAYUP by Frierson, Thomas	01:48			REBOUND (DEF) by Brown, Treyvon
FOUL by Brown, Dakota (P1T12)	01:44			MISSED FT SHOT by Brown, Treyvon
	01:44			REBOUND (OFF) by (DEADBALL)
	01:44	45-62	V 17	GOOD! FT SHOT by Brown, Treyvon
MISSED 3 PTR by Berry, Brennan	01:44			
REBOUND (OFF) by Frierson, Thomas	01:44			
MISSED JUMPER by Frierson, Thomas	01:44			
REBOUND (OFF) by LeMay, Adam	01:44			
SUB IN : LeMay, Adam	01:44			
SUB OUT: Brown, Dakota	01:44			
	01:40			FOUL by Brown, Treyvon (P4T6)
MISSED FT SHOT by LeMay, Adam	01:32			
REBOUND (OFF) by (DEADBALL)	01:32			
GOOD! FT SHOT by LeMay, Adam	01:17	46-62	V 16	
SUB IN : Bullock, D.J.	01:17			SUB IN : Ballad, Daylen
SUB OUT: Crawford, Walter	01:17			SUB IN : Ingram, Quay
	01:17			SUB OUT: Brown, Treyvon
	01:17			SUB OUT: Agnew, Troy
FOUL by Bullock, D.J. (P1T13)	01:10	46-63	V 17	GOOD! FT SHOT by Ballad, Daylen
	01:10	46-64	V 18	GOOD! FT SHOT by Ballad, Daylen
MISSED 3 PTR by Frierson, Thomas	01:00			
REBOUND (OFF) by LeMay, Adam	01:00			
MISSED FT SHOT by Frierson, Thomas	00:54			FOUL by Ballad, Daylen (P1T7)
REBOUND (OFF) by (DEADBALL)	00:54			
GOOD! FT SHOT by Frierson, Thomas	00:54	47-64	V 17	
	00:54			SUB IN : Armstrong, Grant
	00:54			SUB IN : Fergerson, O.
	00:54			SUB OUT: Turner, Stephon
	00:54			SUB OUT: Montaque, Jaylen
FOUL by Webster, Devonte (P4T14)	00:42	47-65	V 18	GOOD! FT SHOT by Fergerson, O.
REBOUND (DEF) by Bullock, D.J.	00:42			MISSED FT SHOT by Fergerson, O.
	00:42			SUB IN : Strayhorn, Jaylon
	00:42			SUB IN : Koffman, Ben
	00:42			SUB OUT: Ballad, Daylen
	00:42			SUB OUT: Bradford, Desonte
MISSED 3 PTR by Berry, Brennan	00:29			
REBOUND (OFF) by Frierson, Thomas	00:29			
TURNOVR by Frierson, Thomas	00:22			
	00:22			SUB IN : Pipkin, Chris
	00:22			SUB OUT: Fergerson, O.
FOUL by Frierson, Thomas (P4T15)	00:13			MISSED FT SHOT by Armstrong, Grant
	00:13			REBOUND (OFF) by (DEADBALL)
	00:13			MISSED FT SHOT by Armstrong, Grant
	00:13			REBOUND (OFF) by (TEAM)
SUB IN : Crawford, Walter	00:13			
SUB IN : Brown, Dakota	00:13			
SUB OUT: Webster, Devonte	00:13			
SUB OUT: Frierson, Thomas	00:13			

Humboldt 65, Mt. Pleasant 47

Official Basketball Box Score -- 1st Half
Humboldt vs Mt. Pleasant
03/14/13 10:00 AM at Murphy Center

VISITORS: Humboldt 27-6

##	Player Name		TOT-FG FG-FGA	3-PT FG-FGA	FT-FTA	REBOUNDS OF	DE	TOT	PF	TP	A	TO	BLK	S	MIN
01	Bradford, Desonte...	*	4-5	2-2	1-2	0	2	2	2	11	0	1	0	2	12
10	Turner, Stephon.....	*	5-7	4-5	2-2	2	0	2	0	16	1	0	0	1	16
12	Montaque, Jaylen....	*	0-1	0-0	0-0	2	2	4	0	0	0	0	0	0	15
20	Agnew, Troy.....	*	0-5	0-2	0-0	0	0	0	2	0	3	4	0	1	11
22	Brown, Treyvon.....	*	1-3	0-0	3-4	2	0	2	1	5	1	0	1	1	13
05	McLilly, Nick.....		1-3	0-0	0-0	0	0	0	1	2	1	0	0	0	10
21	Armstrong, Grant....		0-0	0-0	0-0	0	0	0	0	0	0	0	0	0	0
23	Fergerson, O.....		0-0	0-0	0-0	0	0	0	0	0	0	0	0	0	0
25	Watson, Cornelius...		0-0	0-0	0-1	0	1	1	0	0	0	0	0	0	3
30	Ballad, Daylen.....		0-0	0-0	0-0	0	0	0	0	0	0	0	0	0	0
31	Ingram, Quay.....		0-0	0-0	0-0	0	0	0	0	0	0	0	0	0	0
32	Strayhorn, Jaylon...		0-0	0-0	0-0	0	0	0	0	0	0	0	0	0	0
33	Pipkin, Chris.....		0-0	0-0	0-0	0	0	0	0	0	0	0	0	0	0
34	Koffman, Ben.....		0-0	0-0	0-0	0	0	0	0	0	0	0	0	0	0
	TEAM.....						1	1							
	Totals.....		11-24	6-9	6-9	6	6	12	6	34	6	5	1	5	80

TOTAL FG% 1st Half: 11-24 45.8%
3-Pt. FG% 1st Half: 6-9 66.7%
F Throw % 1st Half: 6-9 66.7%

HOME TEAM: Mt. Pleasant 25-4

##	Player Name		TOT-FG FG-FGA	3-PT FG-FGA	FT-FTA	REBOUNDS OF	DE	TOT	PF	TP	A	TO	BLK	S	MIN
10	Frierson, Thomas....	*	4-7	2-4	0-0	0	0	0	1	10	2	2	0	0	16
15	Woodson, Jordan.....	*	1-2	0-0	0-0	1	0	1	3	2	1	0	0	0	4
25	Brown, Dakota.....	*	0-2	0-2	0-0	1	1	2	0	0	0	1	0	1	7
41	Webster, Devonte....	*	2-3	0-0	1-2	0	2	2	1	5	2	1	0	0	15
42	Smith, Ken'yores....	*	4-5	0-0	1-2	1	4	5	1	9	1	1	1	1	16
13	Miller, Jeshawn.....		0-1	0-0	0-0	0	1	1	1	0	1	0	0	1	10
21	Crawford, Walter....		1-1	1-1	0-0	1	1	2	0	3	0	2	0	0	12
31	Berry, Brennan.....		0-0	0-0	0-0	0	0	0	0	0	0	0	0	0	0
33	Bullock, D.J.....		0-0	0-0	0-0	0	0	0	0	0	0	0	0	0	0
35	LeMay, Adam.....		0-0	0-0	0-0	0	0	0	0	0	0	0	0	0	0
	TEAM.....														
	Totals.....		12-21	3-7	2-4	4	9	13	7	29	7	7	1	3	80

TOTAL FG% 1st Half: 12-21 57.1%
3-Pt. FG% 1st Half: 3-7 42.9%
F Throw % 1st Half: 2-4 50.0%

Officials: Lawson Watson, Dwight Porter, Jason Brown
Technical fouls: Humboldt-None. Mt. Pleasant-None.
Attendance:

Score by Periods	1st	2nd
Humboldt.....	22	12
Mt. Pleasant.....	16	13

Official Basketball Box Score -- 2nd Half
Humboldt vs Mt. Pleasant
03/14/13 10:00 AM at Murphy Center

VISITORS: Humboldt 27-6

##	Player Name		TOT-FG FG-FGA	3-PT FG-FGA	FT-FTA	REBOUNDS OF	DE	TOT	PF	TP	A	TO	BLK	S	MIN
01	Bradford, Desonte...	*	3-4	1-1	2-3	3	7	10	1	9	1	2	1	1	15
10	Turner, Stephon.....	*	1-4	0-2	1-2	0	1	1	1	3	1	1	0	1	15
12	Montaque, Jaylen....	*	0-0	0-0	1-4	0	2	2	1	1	3	1	0	1	14
20	Agnew, Troy.....	*	3-4	0-0	0-2	0	0	0	0	6	0	1	0	1	12
22	Brown, Treyvon.....	*	4-5	0-0	1-2	1	2	3	3	9	0	1	0	0	12
05	McLilly, Nick.....		0-1	0-0	0-0	0	1	1	0	0	1	2	0	0	5
21	Armstrong, Grant....		0-0	0-0	0-2	0	0	0	0	0	0	0	0	0	1
23	Fergerson, O.....		0-0	0-0	1-2	0	0	0	0	1	0	0	0	0	1
25	Watson, Cornelius...		0-0	0-0	0-0	0	0	0	0	0	0	0	0	0	1
30	Ballad, Daylen.....		0-0	0-0	2-2	0	0	0	1	2	0	0	0	0	1
31	Ingram, Quay.....		0-0	0-0	0-0	0	0	0	0	0	0	0	0	0	1
32	Strayhorn, Jaylon...		0-0	0-0	0-0	0	0	0	0	0	0	0	0	0	1
33	Pipkin, Chris.....		0-0	0-0	0-0	0	0	0	0	0	0	0	0	0	0+
34	Koffman, Ben.....		0-0	0-0	0-0	0	0	0	0	0	0	0	0	0	1
	TEAM.....					2	1	3							
	Totals.....		11-18	1-3	8-19	6	14	20	7	31	6	8	1	4	80

TOTAL FG% 1st Half: 0-0 0.0% 2nd Half: 11-18 61.1% Game: 61.1%
3-Pt. FG% 1st Half: 0-0 0.0% 2nd Half: 1-3 33.3% Game: 33.3%
F Throw % 1st Half: 0-0 0.0% 2nd Half: 8-19 42.1% Game: 42.1%

HOME TEAM: Mt. Pleasant 25-4

##	Player Name		TOT-FG FG-FGA	3-PT FG-FGA	FT-FTA	REBOUNDS OF	DE	TOT	PF	TP	A	TO	BLK	S	MIN
10	Frierson, Thomas....	*	1-9	0-5	3-4	3	2	5	3	5	1	2	0	0	16
15	Woodson, Jordan.....	*	0-2	0-0	0-2	1	1	2	2	0	0	1	0	0	6
25	Brown, Dakota.....	*	1-7	0-5	0-0	2	0	2	1	2	0	0	0	0	9
41	Webster, Devonte....	*	2-5	0-0	0-0	3	4	7	3	4	0	1	0	1	16
42	Smith, Ken'yores....	*	3-5	0-0	0-0	2	1	3	4	6	0	0	3	1	11
13	Miller, Jeshawn.....		0-0	0-0	0-0	0	0	0	1	0	0	2	0	0	10
21	Crawford, Walter....		0-3	0-3	0-0	0	0	0	0	0	0	0	0	0	7
31	Berry, Brennan.....		0-2	0-2	0-0	0	0	0	0	0	0	0	0	0	2
33	Bullock, D.J.....		0-0	0-0	0-0	0	1	1	1	0	0	0	0	0	1
35	LeMay, Adam.....		0-0	0-0	1-2	2	0	2	0	1	0	0	0	0	2
	TEAM.....														
	Totals.....		7-33	0-15	4-8	13	9	22	15	18	1	6	3	2	80

TOTAL FG% 1st Half: 0-0 0.0% 2nd Half: 7-33 21.2% Game: 21.2%
3-Pt. FG% 1st Half: 0-0 0.0% 2nd Half: 0-15 0.0% Game: 0.0%
F Throw % 1st Half: 0-0 0.0% 2nd Half: 4-8 50.0% Game: 50.0%

Officials: Lawson Watson, Dwight Porter, Jason Brown
Technical fouls: Humboldt-None. Mt. Pleasant-None.
Attendance:

Score by Periods	1st	2nd	3rd	4th
Humboldt.....	22	12	14	17
Mt. Pleasant.....	16	13	8	10

Newspaper Box Score
Humboldt vs Mt. Pleasant
03/14/13 10:00 AM at Murphy Center
At Murphy Center
HUMBOLDT 65, MT. PLEASANT 47
HUMBOLDT (27-6)
Bradford, Desonte 7-9 3-5 20; Turner, Stephon 6-11 3-4 19; Brown, Treyvon 5-8 4-6 14; Agnew, Troy 3-9 0-2 6; Ballad, Daylen 0-0 2-2 2; McLilly, Nick 1-4 0-0 2; Fergerson, O. 0-0 1-2 1; Montaque, Jaylen 0-1 1-4 1; Koffman, Ben 0-0 0-0 0; Pipkin, Chris 0-0 0-0 0; Strayhorn, Jaylon 0-0 0-0 0; Ingram, Quay 0-0 0-0 0; Watson, Cornelius 0-0 0-1 0; Armstrong, Grant 0-0 0-2 0. Totals 22-42 14-28 65.
MT. PLEASANT (25-4)
Frierson, Thomas 5-16 3-4 15; Smith, Ken'yores 7-10 1-2 15; Webster, Devonte 4-8 1-2 9; Crawford, Walter 1-4 0-0 3; Brown, Dakota 1-9 0-0 2; Woodson, Jordan 1-4 0-2 2; LeMay, Adam 0-0 1-2 1; Bullock, D.J. 0-0 0-0 0; Berry, Brennan 0-2 0-0 0; Miller, Jeshawn 0-1 0-0 0. Totals 19-54 6-12 47.

Humboldt.....	22	12	14	17	-	65
Mt. Pleasant.....	16	13	8	10	-	47

3-point goals--Humboldt 7-12 (Turner, Stephon 4-7; Bradford, Desonte 3-3; Agnew, Troy 0-2), Mt. Pleasant 3-22 (Frierson, Thomas 2-9; Crawford, Walter 1-4; Brown, Dakota 0-7; Berry, Brennan 0-2). Fouled out--Humboldt-None, Mt. Pleasant-Smith, Ken'yores; Woodson, Jordan. Rebounds--Humboldt 32 (Bradford, Desonte 12), Mt. Pleasant 35 (Webster, Devonte 9). Assists--Humboldt 12 (Agnew, Troy 3; Montaque, Jaylen 3), Mt. Pleasant 8 (Frierson, Thomas 3). Total fouls--Humboldt 13, Mt. Pleasant 22. Technical fouls--Humboldt-None, Mt. Pleasant-None.

Humboldt vs Mt. Pleasant (03/14/13 - Period 4 00:00)

POINTS OFF TURNOVERS	1	2	3	4	-	Tot
Humboldt.....	0	4	2	4	-	10
Mt. Pleasant.....	2	4	6	2	-	14

POINTS IN PAINT	1	2	3	4	-	Tot
Humboldt.....	2	2	8	12	-	24
Mt. Pleasant.....	8	4	2	4	-	18

2ND CHANCE POINTS	1	2	3	4	-	Tot
Humboldt.....	5	4	3	0	-	12
Mt. Pleasant.....	2	0	4	6	-	12

FAST BREAK POINTS	1	2	3	4	-	Tot
Humboldt.....	0	0	2	2	-	4
Mt. Pleasant.....	2	0	0	0	-	2

BENCH POINTS	1	2	3	4	-	Tot
Humboldt.....	0	2	0	3	-	5
Mt. Pleasant.....	3	0	0	1	-	4

SCORE TIED BY	1	2	3	4	-	Tot
Humboldt.....	0	0	0	0	-	0
Mt. Pleasant.....	1	1	0	0	-	2

LEAD GAINED BY	1	2	3	4	-	Tot
Humboldt.....	0	0	0	0	-	0
Mt. Pleasant.....	0	0	0	0	-	0

1992 Class A State Boys' Basketball Tournament

March 18 - March 21, 1992 · Murphy Center - MTSU - Murfreesboro, TN

Game 1
Wed. Mar. 18 11:30 AM

Pickett Co. (30-4)	67
Moore Co. (24-7)	52

Game 2
Wed. Mar. 18 12:45 PM

Middleton (28-5)	68
North Greene (21-11)	46

Game 3
Wed. Mar. 18 2:30 PM

Mt. Pleasant (23-7)	78
Peabody (28-2)	74

Game 4
Wed. Mar. 18 5:15 PM

East Robertson (24-6)	82
Tennessee Temple (27-6)	66

Game 5
Fri. Mar. 20 11:00 AM

Pickett Co.	42
Middleton	60

Game 6
Fri. Mar. 20 12:45 PM

Mt. Pleasant	67
East Robertson	74

Game 7
Sat. Mar. 21 4:00 PM

Middleton	75
East Robertson	60

Middleton
STATE CHAMPION

OFFICIAL NCAA BASKETBALL BOX SCORE 03-18-92 MURFREESBORO, TN
Licensed To: Middle Tennessee FINAL BOX

VISITORS: MT. PLEASANT 24-7

NO	PLAYER	FG	FGA	3P	3PA	FT	FTA	OR	DR	TOT	PF	PTS	A	TO	BLK	S	MIN
23	Tyson Webster	8	14	1	2	3	9	0	5	5	4	20	9	10	1	0	32
51	Ray Gillespie	5	7	0	0	0	0	2	2	4	3	10	2	3	0	0	32
41	Lamonte Orr	6	10	0	0	0	0	3	3	6	4	12	0	1	0	0	25
25	Maurice Crowley	8	10	0	0	4	4	2	11	13	3	20	2	4	3	2	32
53	Darrell Brown	7	12	0	0	0	2	2	8	10	2	14	3	2	1	1	32
34	Charles Frierson	DNP- CC															
43	Jason Cole	DNP- CC															
13	Jaunce Miller	DNP- CC															
15	Jeff Clark	DNP- CC															
33	Bernard Richardson	DNP- CC															
11	Brandon Bassham	DNP- CC															
21	John Wolaver	DNP- CC															
31	Bryant Workman	1	2	0	0	0	0	2	2	4	0	2	0	0	0	0	7
	TEAM							0	0	0				0			
	TOTALS	35	55	1	2	7	15	11	31	42	16	78	16	20	5	3	160

TOTAL FG % 1st Half 58.1 2nd Half 70.8 OT Game 63.6 DEADBALL
3 PT FG % 1st Half 100.0 2nd Half 0.0 OT Game 50.0 REBOUNDS 3
FT % 1st Half 50.0 2nd Half 45.5 OT Game 46.7

HOME: PEABODY 28-3

NO	PLAYER	FG	FGA	3P	3PA	FT	FTA	OR	DR	TOT	PF	PTS	A	TO	BLK	S	MIN
23	Greg Lenon	6	13	3	7	2	3	0	2	2	4	17	5	2	0	2	32
10	Jonathon Criswell	4	14	1	6	7	10	2	1	3	4	16	0	2	0	2	31
44	Calvin Brown	4	10	1	5	0	0	3	3	6	1	9	1	0	0	1	32
14	Duane Miller	5	10	0	0	0	2	5	4	9	4	10	0	3	0	2	29
30	Charles Duncan	10	27	2	5	0	0	5	4	9	2	22	3	2	0	2	32
50	Cory Gentry	DNP- CC															
22	Chris Hartfield	DNP- CC															
25	Leonard Bailey	0	0	0	0	0	0	2	0	2	0	0	0	0	0	1	3
40	Mike Luten	DNP- CC															
20	Marvell Mays	DNP- CC															
34	Jr. Milan	DNP- CC															
42	Walter Bridges	0	0	0	0	0	0	0	0	0	0	0	0	0	0	0	1
12	Cory Word	DNP- CC															
	TEAM							0	0	0				0			
	TOTALS	29	74	7	23	9	15	17	14	31	15	74	9	9	0	10	160

TOTAL FG % 1st Half 38.2 2nd Half 40.0 OT Game 39.2 DEADBALL
3 PT FG % 1st Half 30.0 2nd Half 30.8 OT Game 30.4 REBOUNDS 3
FT % 1st Half 66.7 2nd Half 55.6 OT Game 60.0

Technical Fouls: 0
Attendance: 3,600

OFFICIALS
#1- Ken Melton
#0- Thomas Long
#1- Steve Caldwell

SCORE BY PERIODS	1	2	3	4	OT	FINAL
MT. PLEASANT	16	23	21	18		78
PEABODY	14	19	12	29		74

TECHNICAL FOULS:

INDIVIDUAL:
MT.: NONE NT
PEABODY: NONE

This report has been produced by STATMAN II (tm) 3.00.FWC
Copyright (c) 1991 NBA Properties, Inc. All Rights Reserved.

OFFICIAL NCAA BASKETBALL BOX SCORE 03-18-92 MURFREESBORO, TN
Licensed To: Middle Tennessee FIRST HALF

VISITORS: MT. PLEASANT

NO	PLAYER	FG	FGA	3P	3PA	FT	FTA	OR	DR	TOT	PF	PTS	A	TO	BLK	S	MIN
23	Tyson Webster	6	10	1	1	2	4	0	0	0	0	15	4	1	0	0	16
51	Ray Gillespie	2	3	0	0	0	0	1	1	2	1	4	2	2	0	0	16
41	Lamonte Orr	3	5	0	0	0	0	0	2	2	2	6	0	0	0	0	12
25	Maurice Crowley	4	5	0	0	0	0	0	7	7	1	8	1	2	0	2	16
53	Darrell Brown	3	7	0	0	0	0	2	6	8	1	6	1	2	1	0	16
34	Charles Frierson	DNP-															
43	Jason Cole	DNP-															
13	Jaunce Miller	DNP-															
15	Jeff Clark	DNP-															
33	Bernard Richardson	DNP-															
11	Brandon Bassham	DNP-															
21	John Wolaver	DNP-															
31	Bryant Workman	0	1	0	0	0	0	1	1	2	0	0	0	0	0	0	4
	TEAM							0	0	0				0			
	TOTALS	18	31	1	1	2	4	4	17	21	5	39	8	7	1	2	80

TOTAL FG %	1st Half 58.1	2nd Half	OT	Game 58.1	DEADBALL		
3 PT FG %	1st Half 100.0	2nd Half	OT	Game 100.0	REBOUNDS	1	
FT %	1st Half 50.0	2nd Half	OT	Game 50.0			

HOME: PEABODY

NO	PLAYER	FG	FGA	3P	3PA	FT	FTA	OR	DR	TOT	PF	PTS	A	TO	BLK	S	MIN
23	Greg Lenon	1	3	1	2	2	2	0	2	2	2	5	2	2	0	0	16
10	Jonathon Criswell	0	7	0	3	2	2	0	1	1	0	2	0	1	0	0	16
44	Calvin Brown	2	5	1	3	0	0	1	1	2	0	5	1	0	0	1	16
14	Duane Miller	2	5	0	0	0	2	2	4	6	2	4	0	0	0	0	16
30	Charles Duncan	8	14	1	2	0	0	2	2	4	1	17	2	1	0	1	16
50	Cory Gentry	DNP-															
22	Chris Hartfield	DNP-															
25	Leonard Bailey	DNP-															
40	Mike Luten	DNP-															
20	Marvell Mays	DNP-															
34	Jr. Milan	DNP-															
42	Walter Bridges	DNP-															
12	Cory Word	DNP-															
	TEAM							0	0	0				0			
	TOTALS	13	34	3	10	4	6	5	10	15	5	33	5	4	0	2	80

TOTAL FG %	1st Half 38.2	2nd Half	OT	Game 38.2	DEADBALL		
3 PT FG %	1st Half 30.0	2nd Half	OT	Game 30.0	REBOUNDS	1	
FT %	1st Half 66.7	2nd Half	OT	Game 66.7			

Technical Fouls: 0
Attendance:

OFFICIALS
#1- Ken Melton
#0- Thomas Long
#1- Steve Caldwell

SCORE BY PERIODS	1	2	3	4	OT	FINAL
MT. PLEASANT	16	23				39
PEABODY	14	19				33

TECHNICAL FOULS:

INDIVIDUAL:
MT.: NONE NT
PEABODY: NONE

This report has been produced by STATMAN II (tm) 3.00.FWC
Copyright (c) 1991 NBA Properties, Inc. All Rights Reserved.

OFFICIAL NCAA BASKETBALL BOX SCORE 03-20-92 MURFREESBORO, TN
Licensed To: Middle Tennessee FINAL BOX

VISITORS: EAST ROBERTSON 26-6

NO	PLAYER	FG	FGA	3P	3PA	FT	FTA	OR	DR	TOT	PF	PTS	A	TO	BLK	S	MIN
15	Rodney Lunsford	0	6	0	0	2	2	4	2	6	0	2	0	3	0	1	16
23	Terry Groves	2	4	0	0	0	0	4	4	8	1	4	8	1	0	2	32
33	Che Colbert	4	15	0	0	0	0	3	6	9	4	8	0	1	0	1	29
34	David Woodard	17	30	0	3	7	8	4	16	20	1	41	0	2	3	2	32
43	Jamie Nixon	4	7	1	1	3	3	3	3	6	4	12	1	6	0	0	31
52	Jeremy Dalton	DNP- CC															
24	Josh Depriest	DNP- CC															
20	Clevon Bell	DNP- CC															
14	Chance Ballard	DNP- CC															
51	Chris Collie	0	0	0	0	0	0	0	0	0	0	0	0	0	0	0	1
11	Jeremy Rettich	DNP- CC															
35	Brandon Rippy	2	7	1	4	0	0	1	0	1	0	5	0	4	0	2	13
32	Rocky Smith	1	1	0	0	0	0	0	0	0	1	2	0	2	0	0	4
21	Jimmy Buckner	DNP- CC															
54	Curtis Woodard	0	0	0	0	0	0	0	0	0	0	0	0	0	0	0	2
	TEAM							0	0	0				0			
	TOTALS	30	70	2	8	12	13	19	31	50	11	74	9	19	3	8	160

TOTAL FG % 1st Half 44.1 2nd Half 41.7 OT Game 42.9 DEADBALL
3 PT FG % 1st Half 33.3 2nd Half 0.0 OT Game 25.0 REBOUNDS 0
FT % 1st Half 100.0 2nd Half 85.7 OT Game 92.3

HOME: MT. PLEASANT 24-8

NO	PLAYER	FG	FGA	3P	3PA	FT	FTA	OR	DR	TOT	PF	PTS	A	TO	BLK	S	MIN
23	Tyson Webster	9	19	1	6	1	1	1	3	4	4	20	9	4	0	3	31
25	Maurice Crowley	4	11	0	3	1	3	2	3	5	0	9	2	1	0	4	32
31	Darrell Brown	10	22	0	1	0	0	3	7	10	3	20	0	1	1	0	32
41	Lamonte Orr	2	5	0	0	0	0	2	3	5	4	4	3	1	1	2	27
51	Ray Gillespie	4	8	0	0	1	1	1	4	5	0	9	1	3	0	1	28
35	Charles Frierson	DNP- CC															
15	Jeff Clark	DNP- CC															
13	Jaunce Miller	DNP- CC															
43	Jason Cole	DNP- CC															
33	Bernard Richardson	DNP- CC															
11	Brandon Bassham	2	3	1	1	0	0	1	0	1	0	5	0	1	0	0	4
21	John Wolaver	DNP- CC															
53	Bryant Workman	0	1	0	0	0	2	0	2	2	1	0	0	2	1	0	6
	TEAM							0	0	0				0			
	TOTALS	31	69	2	11	3	7	10	22	32	12	67	15	13	3	10	160

TOTAL FG % 1st Half 46.9 2nd Half 43.2 OT Game 44.9 DEADBALL
3 PT FG % 1st Half 16.7 2nd Half 20.0 OT Game 18.2 REBOUNDS 1
FT % 1st Half 0.0 2nd Half 42.9 OT Game 42.9

Technical Fouls: 0
Attendance: TBA

OFFICIALS
#0- Skip Jones
#2- Larry Hutchinson
#0- Jack Carey

SCORE BY PERIODS	1	2	OT	OT	OT	FINAL
EAST ROBERTSON	38	36				74
MT. PLEASANT	31	36				67

	1	2	3	4	FINAL
East Robertson	18	20	21	15	74
Mt Pleasant	16	15	18	18	67

TECHNICAL FOULS:

INDIVIDUAL:
EAST: NONE SON
MT.: NONE NT

This report has been produced by STATMAN II (tm) 3.00.FWC
Copyright (c) 1991 NBA Properties, Inc. All Rights Reserved.

OFFICIAL NCAA BASKETBALL BOX SCORE 03-20-92 MURFREESBORO, TN
Licensed To: Middle Tennessee FIRST HALF

VISITORS: EAST ROBERTSON

NO	PLAYER	FG	FGA	3P	3PA	FT	FTA	OR	DR	TOT	PF	PTS	A	TO	BLK	S	MIN
15	Rodney Lunsford	0	2	0	0	2	2	2	0	2	0	2	0	0	0	0	3
23	Terry Groves	2	3	0	0	0	0	3	4	7	0	4	6	1	0	1	16
33	Che Colbert	3	6	0	0	0	0	3	2	5	2	6	0	1	0	0	16
34	David Woodard	5	12	0	2	4	4	0	7	7	0	14	0	1	0	1	16
43	Jamie Nixon	3	5	1	1	0	0	1	2	3	0	7	1	2	0	0	15
52	Jeremy Dalton	DNP-															
24	Josh Depriest	DNP-															
20	Clevon Bell	DNP-															
14	Chance Ballard	DNP-															
51	Chris Collie	DNP-															
11	Jeremy Rettich	DNP-															
35	Brandon Rippy	1	5	1	3	0	0	1	0	1	0	3	0	3	0	2	10
32	Rocky Smith	1	1	0	0	0	0	0	0	0	1	2	0	2	0	0	4
21	Jimmy Buckner	DNP-															
54	Curtis Woodard	DNP-															
	TEAM							0	0	0				0			
	TOTALS	15	34	2	6	6	6	10	15	25	3	38	7	10	0	4	80

TOTAL FG %	1st Half 44.1	2nd Half	OT	Game 44.1	DEADBALL		
3 PT FG %	1st Half 33.3	2nd Half	OT	Game 33.3	REBOUNDS	0	
FT %	1st Half 100.0	2nd Half	OT	Game 100.0			

HOME: MT. PLEASANT

NO	PLAYER	FG	FGA	3P	3PA	FT	FTA	OR	DR	TOT	PF	PTS	A	TO	BLK	S	MIN
23	Tyson Webster	6	13	1	5	0	0	0	2	2	2	13	4	4	0	2	16
25	Maurice Crowley	2	3	0	0	0	0	1	1	2	0	4	2	1	0	2	16
31	Darrell Brown	5	12	0	1	0	0	0	3	3	2	10	0	0	1	0	16
41	Lamonte Orr	2	4	0	0	0	0	1	2	3	1	4	2	0	0	1	14
51	Ray Gillespie	0	0	0	0	0	0	0	0	0	0	0	0	2	0	1	15
35	Charles Frierson	DNP-															
15	Jeff Clark	DNP-															
13	Jaunce Miller	DNP-															
43	Jason Cole	DNP-															
33	Bernard Richardson	DNP-															
11	Brandon Bassham	0	0	0	0	0	0	0	0	0	0	0	0	0	0	0	1
21	John Wolaver	DNP-															
53	Bryant Workman	0	0	0	0	0	0	0	1	1	0	0	0	0	0	0	2
	TEAM							0	0	0				0			
	TOTALS	15	32	1	6	0	0	2	9	11	5	31	8	7	1	6	80

TOTAL FG %	1st Half 46.9	2nd Half	OT	Game 46.9	DEADBALL		
3 PT FG %	1st Half 16.7	2nd Half	OT	Game 16.7	REBOUNDS	0	
FT %	1st Half 0.0	2nd Half	OT	Game 0.0			

Technical Fouls: 0
Attendance:

OFFICIALS	SCORE BY PERIODS	1	2	OT	OT	OT	FINAL
#0- Skip Jones	EAST ROBERTSON	18	20				38
#2- Larry Hutchinson#0- Jack Carey	MT. PLEASANT	16	15				31
#0- Jack Carey							

TECHNICAL FOULS:

INDIVIDUAL:
EAST: NONE SON
MT.: NONE NT

This report has been produced by STATMAN II (tm) 3.00.FWC
Copyright (c) 1991 NBA Properties, Inc. All Rights Reserved.

1988 Class A State Boys' Basketball Tournament

March 16 - March 19, 1988 · Vanderbilt Memorial Gym - Nashville, TN

Game 1
Wed. Mar. 16 11:00 AM

Dresden (27-3)	70
Unaka (26-9)	60

Game 2
Wed. Mar. 16 12:45 PM

Boyd Buchanan (28-5)	64
Richland (25-5)	59

Game 3
Wed. Mar. 16 2:30 PM

Clarkrange (28-5)	71
Mt. Pleasant (20-8)	67

Game 4
Wed. Mar. 16 5:45 PM

East Robertson (34-2)	88
South Fulton (24-7)	61

Game 5
Fri. Mar. 18 11:00 AM

Dresden	69
Boyd Buchanan	76

Game 6
Fri. Mar. 18 12:45 PM

Clarkrange	87
East Robertson	104

Game 7
Sat. Mar. 19 4:00 PM

Boyd Buchanan	80
East Robertson	96

East Robertson
STATE CHAMPION

OFFICIAL NCAA BASKETBALL BOX SCORE

Date 3-16-88 Site Nashville, Tennessee Memorial Gym

VISITORS (Last Name, First)

No.	CLARKRANGE (29-5)		Total FG FG	Total FG FGA	3-point FG	3-point FGA	FT	FTA	Rebounds Off	Rebounds Def	Rebounds Tot	PF	TP	A	TO	BLK	S	MIN
20	BUCK, Mike	f	8	13	1	3	3	5	2	6	8	4	20	4	4	1	4	
33	STULTS, Scott	f	0	1			0	0	0	0	0	2	0	1	1			
21	CROUCH, Kenneth	c	3	7			2	2	2	3	5	4	8	2	2		1	
22	ROBERTS, Tony	g	6	9	3	5	0	0	0	2	2	4	15	5	1		1	
25	RICHARDS, Jimmy	g	6	11	3	5	1	4	1	3	4	1	16	6	2		1	
44	CROUCH, Billy		6	9			0	0	1	4	5	0	12		1	2	2	
	TEAM REBOUNDS (included in Totals)								1	2	3							
	TOTALS		29	50	7	13	6	11	7	20	27	15	71	18	11	3	9	

TOTAL FG %: 1st Half 72.0 2nd Half 44.0 Game 58.0
3-Pt. FG %: 1st Half 50.0 2nd Half 66.7 Game 53.8
FT %: 1st Half — 2nd Half 54.5 Game 54.5

Deadball Rebounds 4

HOME (Last Name, First)

No.	MOUNT PLEASANT (20-9)		Total FG FG	Total FG FGA	3-point FG	3-point FGA	FT	FTA	Rebounds Off	Rebounds Def	Rebounds Tot	PF	TP	A	TO	BLK	S	MIN
23	POLK, Chris	f	4	11			2	4	2	1	3	3	10	1	1		2	
51	BROWN, Clifton	f	4	7	1	2	2	2	2	4	6	2	11		1			
31	MAYES, Otis	c	5	14			1	2	2	1	3	3	11	1	4		2	
13	DUDLEY, Wakren	g	5	14			0	0	1	5	6	3	10	2	2		2	
15	STOCKARD, Rod	g	3	5	0	1	0	0	1	0	1	1	6	3	1		1	
11	HUGHES, Eric		5	9	3	6	2	2	2	2	4	0	15	4	1		1	
21	BALLINGER, Rodney		0	1			0	0	0	0	0	0	0					
33	McGILL, Lamont		2	2			0	1	4	1	5	0	4		1			
	TEAM REBOUNDS (included in Totals)								0	1	1							
	TOTALS		28	63	4	9	7	11	14	15	29	12	67	11	11	0	8	

TOTAL FG %: 1st Half 56.7 2nd Half 33.3 Game 44.4
3-Pt. FG %: 1st Half 60.0 2nd Half 25.0 Game 44.4
FT %: 1st Half 50.0 2nd Half 71.4 Game 63.6

Deadball Rebounds 5

OFFICIALS: Dennis Dockins, Roy Dill

SCORE BY PERIODS	1st H.	2nd H.	OT	OT	FINAL
Clarkrange	21-20	13-17			71
Mt. Pleasant	15-21	15-13			67

Technical Fouls:

Attendance 4,225

Copyright 1987 The Intl. Chess Hall of Fame

1982 Class A State Boys' Basketball Tournament

March 17 - March 20, 1982 · Murphy Center - MTSU - Murfreesboro, TN

Game 1
Wed. Mar. 17 12:00 PM

Goodpasture (24-8)	49
Sweetwater (24-7)	48

Game 2
Wed. Mar. 17 1:30 PM

Friendship (20-8)	65
East Robertson (32-4)	62

Game 3
Wed. Mar. 17 3:00 PM

Rickman (28-5)	58
Mt. Pleasant (19-8)	81

Game 4
Wed. Mar. 17 6:00 PM

Alcoa (24-7)	53
Greenfield (24-6)	47

Game 5
Fri. Mar. 19 12:00 PM

Goodpasture	60
Friendship	62

Game 6
Fri. Mar. 19 1:30 PM

Mt. Pleasant	58
Alcoa	62

Game 7
Sat. Mar. 20 5:30 PM

Friendship	63
Alcoa	61

Friendship
STATE CHAMPION

OFFICIAL NCAA BASKETBALL BOX SCORE

Date 3-17-82 Site Murfreesboro, Tennessee

VISITORS (Last Name, First)

No.	Rickman High		FG	FGA	FT	FTA	REB	PF	TP	A	TO	BLK	S	MIN
21	Jon Miller	f	12	17	3	5	9	5	27	1	3	4		
32	Steven Kennedy	f	4	9	2	9	8	5	10	1	9	1		
54	David Livingston	c												
30	Jeff Robbins	g	3	3	0	0	4	3	6	4	4			
44	Kevin Phipps	g	3	6	1	1	2	5	7		3			
10	Mike Miller			1							3			
53	Billy Sells		0	2	2	5	0	0	2	2	2			
11	Richard Brown		1	3	2	2	0	0	4		3			
42	Brian Gilliam		0	0	0	1	0	1	0					
24	David Matthews		0	0	2	2	0	0	2					
40	Bobby Paston		0	0	0	0	0	2	0		1			
12	Kevin Cowan													
	TEAM REBOUNDS (Included in Totals)						13							
	TOTALS		23	41	12	25	36	21	58	8	28	5	0	

FG %: 1st Half 64.0 % 2nd Half _____ Game 56.1 %

FT %: 1st Half 40.0 % 2nd Half _____ Game 48.0 %

Deadball Rebounds 3

HOME

No.	Mt. Pleasant		FG	FGA	FT	FTA	REB	PF	TP	A	TO	BLK	S	MIN
41	Scotty Jackson	f	6	10	0	1	2	3	12	5	1		2	
23	Chuckie Brown	f	6	17	2	4	11	1	14	1	1	1	1	
13	Ken Hampton	c	8	23	0	0	5	4	16	3	2			
43	Timmy Frierson	g	0	2	0	2	0	1	0					
31	Timmy Jones	g		1			1							
15	Rodney Massey		0	1	2	4	2	0	2		1			
51	Chris Murray		4	4	3	3	5	2	11					
25	Bernard Richardson		2	7	2	6	9	3	6	1	1		1	
33	Alan Thomason		3	10	0	0	6	2	6	3				
11	Cam Johnson									1				
53	James Jones		6	11	2	2	4	2	14	4			2	
21	Steven McCanless		0	1	0	0	0	1	0		1			
	TEAM REBOUNDS (Included in Totals)						9							
	TOTALS		35	87	11	22	52	19	81	18	7	1	6	

FG %: 1st Half 31.6 % 2nd Half _____ Game 40.2 %

FT %: 1st Half 0.0 % 2nd Half _____ Game 50.0 %

Deadball Rebounds 3

OFFICIALS: Dero Toomey, Mahlon Greene

Technical Fouls: James Jones (MP)

Attendance 1,250

©by National Collegiate Athletic Association 1981

SCORE BY PERIODS

	1st H.	2nd H.	3rd	4th	FINAL
Rickman	20	16	6	16	58
Mt. Pleasant	12	14	23	32	81

National Collegiate Athletic Association

QUICKIE BASKETBALL STATISTICS

First Half | Second Half | Final

(Circle one)

	Rickman (Visitors)	Mt. Pleasant (Home)
Team: Score	36	26
Field Goals (Made/Att./Pct.)	16 – 25 – 64%	13 – 38 – 34.2%
Free Throws (Made/Att./Pct.)	4 – 10 – 40%	0 – 3 – 0.0%
Rebounds	21	23
Fouls	6	7

Individual: Scoring Leaders	Miller (21)	Hampton (6) Thomason (6)
Rebounding Leaders	Kennedy (8)	Thomason (5)
Three or More Fouls	Miller (3)	

Shot Chart

Team Rickman

Miller (21)
Robbins (6)
Phipps (4)
Kennedy (4)
Sells (1)

Layups

Turnovers

1
2
3
4
5
6
7
8
9
10
11
12
13
14
15

Team Mt. Pleasant

Jackson (4)
Brown (4)
Hampton (6)
Thomason (6)
Murray (4)
Ja. Jones (2)

Layups

Copyright 1981 National Collegiate Athletic Association

OFFICIAL NCAA BASKETBALL BOX SCORE

Date MARCH 19, 82 Site MURFREESBORO, TN. (MTSU)

VISITORS (Last Name, First)

No.	ALCOA		FG	FGA	FT	FTA	REB	PF	TP	A	TO	BLK	S	MIN
34	TIM HENRY	f	3	7	2	4	3	4	8	4	0	1	0	
42	VICTOR GREEN	f	6	0	2	2	8	1	14	1	4	0	1	
52	LAMAR NORRIS	c	6	13	4	5	8	4	16	3	1	1	0	
24	HAROLD DAMRON	g	4	15	4	4	8	2	12	3	5	0	1	
12	REGGIE RODDY	g	3	4	2	2	1	3	8	2	4	0	1	
14	HOWARD NORMAN		1	5	0	0	3	1	2	3	1	0	0	
20	JED HESTER													
30	ANTHONY EARLS		1	1	0	0	0	1	2	0	0	0	0	
32	LAMAR WARREN			0						0	0	0	1	
40	RICHARD CRAWFORD													
10	BOBBY BERRIER													
44	DAVID BROWN													
	TEAM REBOUNDS (Included in Totals)						6							
	TOTALS		24	54	14	17	37	16	62	16	15	2	4	

FG %: 1st Half 14-33 - 42.4% 2nd Half 10-21 47.6% Game 24-54 - 44.4%

FT %: 1st Half 2-5 - 40% 2nd Half 12-12 - 100.0% Game 14-17 - 82.4% Deadball Rebounds 1

HOME

No.	MT. PLEASANT		FG	FGA	FT	FTA	REB	PF	TP	A	TO	BLK	S	MIN
25	CHUCKIE BROWN	f	4	7	1	2	5	5	10	2	4	1	0	
33	ALAN THOMASON	f	2	10	0	0	2	1	4	1	2	1	0	
25	BERNARD RICHARDSON	c	2	3	2	2	3	0	6	0	0	0	0	
13	KEN HAMPTON	g	3	15	4	6	4	5	10	5	5	0	1	
41	SCOTTY JACKSON	g	3	6	2	2	3	4	8	2	4	0	0	
42	TIMMY FRIERSON													
31	JIMMY JONES			0						1	0	0	0	
15	RODNEY MAGGEY													
51	CHRIS MURRAY		0	1	2	2	1	0	2	0	0	0	0	
11	CAM JOHNSON													
53	JAMES JONES		8	11	3	5	5	2	19	0	1	0	0	
21	STEPHEN McCANLESS													
	TEAM REBOUNDS (Included in Totals)						7							
	TOTALS		22	53	14	19	30	16	58	11	16	2	1	

FG %: 1st Half 13-31 - 41.9% 2nd Half 9-22 40.9% Game 22-53 41.5%

FT %: 1st Half 7-7 - 100% 2nd Half 7-12 58.3% Game 14-19 73.7% Deadball Rebounds 1

OFFICIALS: MERRITT SMITH — DEBO TOOMEY

Technical Fouls:

Attendance

©by National Collegiate Athletic Association 1981

SCORE BY PERIODS	1st H.	2nd H.	OT	OT	FINAL
ALCOA	16	14	14	18	62
MT. PLEASANT	14	19	9	16	58

14

National Collegiate Athletic Association

QUICKIE BASKETBALL STATISTICS

First Half | Second Half | Final

(Circle one)

	Mt. Pleasant (Visitors)	Alcoa (Home)
Team: Score	33	30
Field Goals (Made/Att./Pct.)	13 – 31 – 41.9%	14 – 33 – 42.4%
Free Throws (Made/Att./Pct.)	7 – 7 – 100.0%	2 – 5 – 40%
Rebounds	20	20
Fouls	6	6

Individual: Scoring Leaders	Jackson - 8	Norris - 10
	Jones - 7	Green - 6
	Brown - 6	Henry - 4
Rebounding Leaders	Jackson - 3	Norris - 6
	Brown - 3 Hampton - 3	Damron - 4
	Richardson - 3 Jones - 3	
Three or More Fouls		

Shot Chart

Team Mt. Pleasant

Team Alcoa

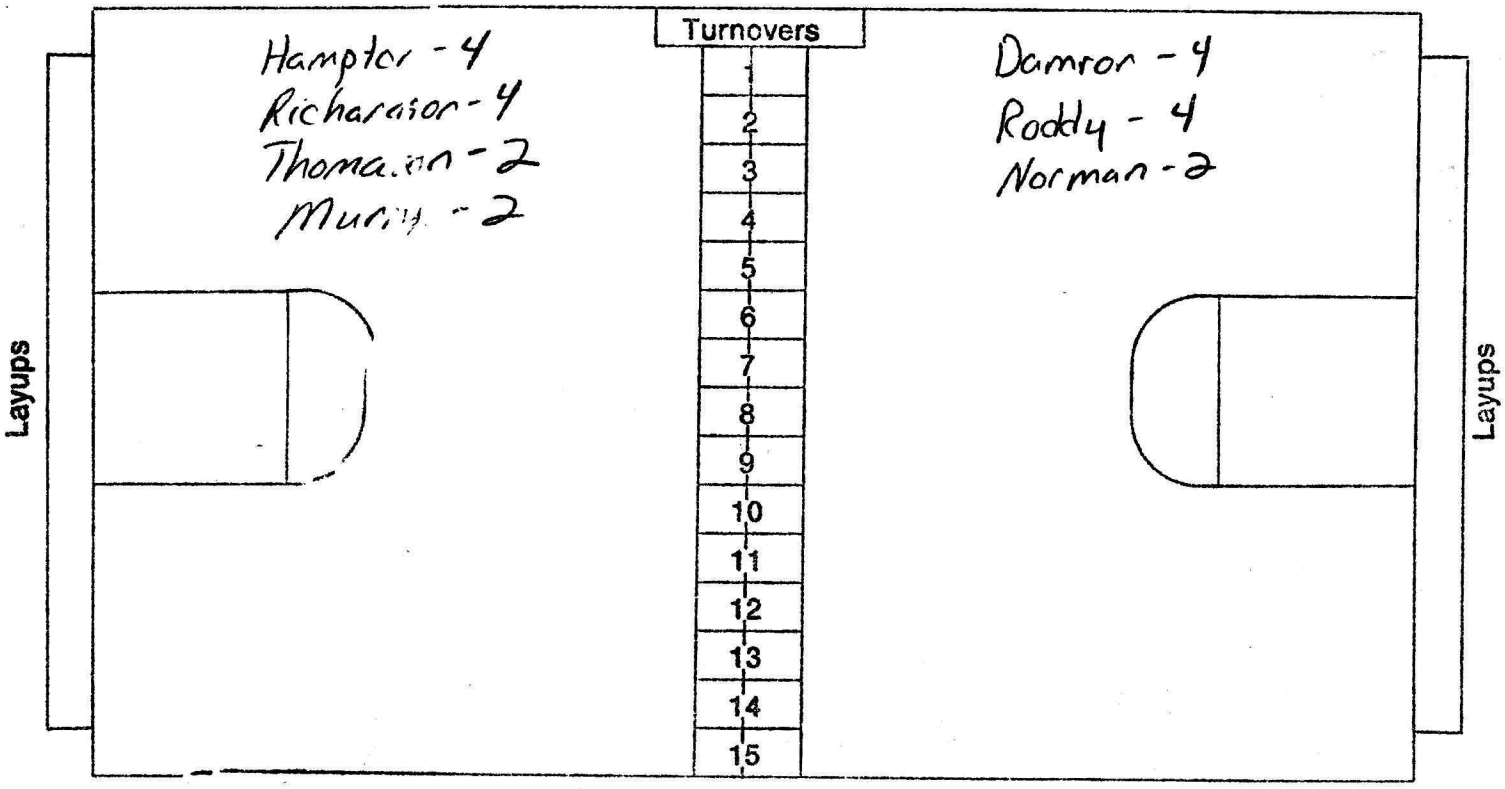

Copyright 1988 National Collegiate Athletic Association

1980 Class A State Boys' Basketball Tournament

March 11 - March 15, 1980 · Murphy Center - MTSU - Murfreesboro, TN

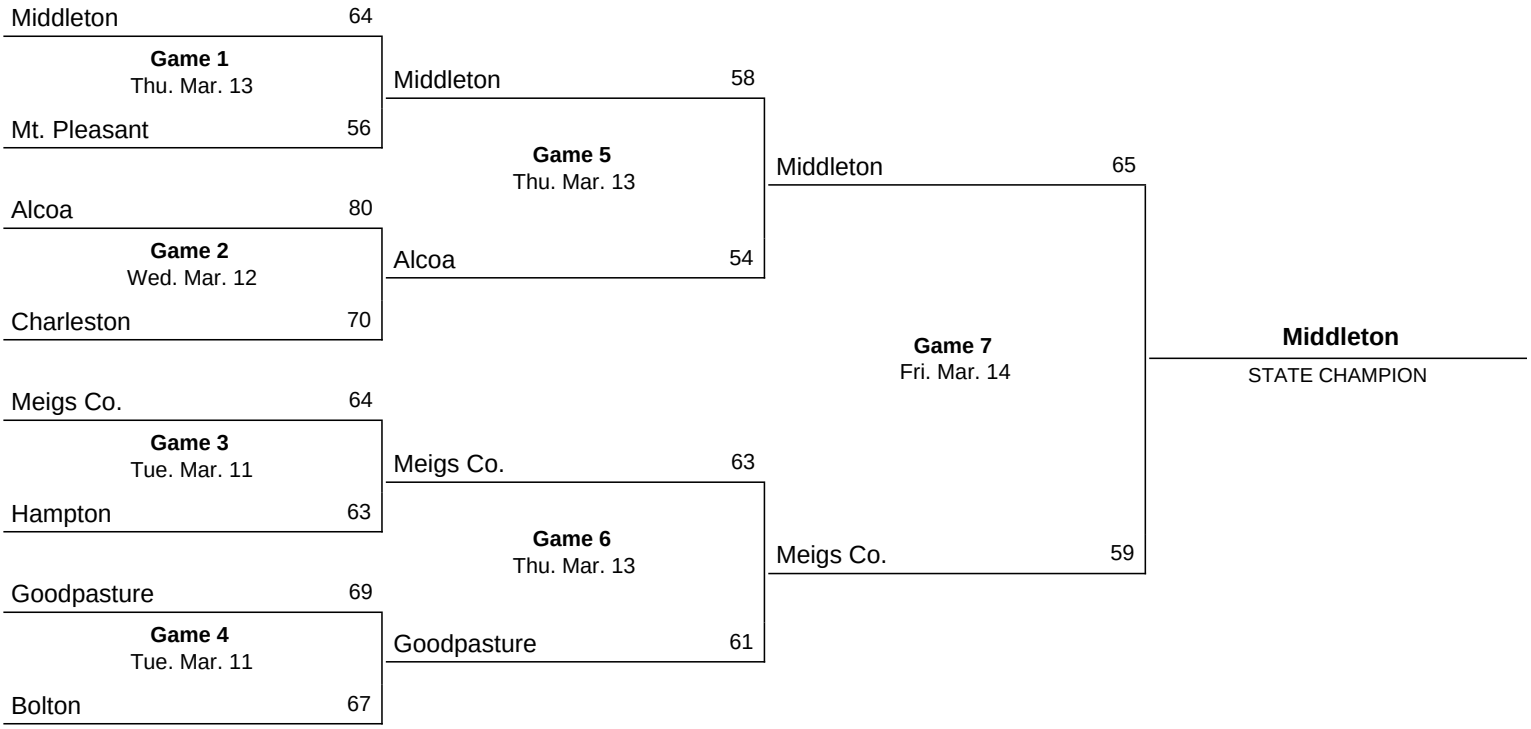

11

FICIAL NCAA BASKETBALL BOX SCORE

Date MARCH 12 Site MURFREESBORO, TN.

SITORS (Last Name, First) --FINAL--

Mt. Pleasant		FG	FGA	FT	FTA	REB	PF	TP	A	TO	BLK	S	MIN
Harlan, Glenn	f	3	10	1	2	11	4	7	2	3			
Young, Damon	f	6	11	2	2	6	2	14	1	2			
Green, Aubrey	c	5	10	3	5	9	4	13	2	2			
Frierson, Bruce	g	7	17	2	3	5	3	16	2	2			
McCanless, Sammy	g	1	11	0	0	1	3	2	1	1			
Hardison, Keefe		2	3	0	0	2	0	4	0	0			
Frierson, Ronald		0	0	0	0	0	1	0	0	0			
Ivie, Greg		0	1	0	0	0	0	0	0	0			
TEAM REBOUNDS (Included in Totals)						5							
TOTALS		24	63	8	12	39	17	56	8	10			

FG %: 1st Half 34.5 (10-29) 2nd Half _____ Game 38.1 Deadball Rebounds _____

FT %: 1st Half 75.0 (6-8) 2nd Half _____ Game 66.6

ME

Middleton		FG	FGA	FT	FTA	REB	PF	TP	A	TO	BLK	S	MIN
Perkins, Alfred	f	1	8	7	8	3	0	9	4	1			
Burkley, James	f	7	15	3	4	10	2	17	4	6			
Carter, Stanley	c	4	12	0	0	9	1	8	5	5			
Parks, Bobby	g	12	22	6	7	12	4	30	0	3			
Prewitt, Zem	g	0	4	0	1	6	3	0	2	1			
TEAM REBOUNDS (Included in Totals)						7							
TOTALS		24	61	16	20	45	10	64	15	16			

FG %: 1st Half 45.9 (17-37) 2nd Half _____ Game 39.3 Deadball Rebounds _____

FT %: 1st Half 50.0 (2-4) 2nd Half _____ Game 80%

FICIALS: Jerry Babb & Ken Coulter

chnical Fouls: None

endance _____

©by National Collegiate Athletic Association 1976

SCORE BY PERIODS	1st H.	2nd H.	3rd	4th	FINAL
Mt. Pleasant	16	10	12	18	56
Middleton	14	22	10	18	64

OFFICIAL NCAA BASKETBALL BOX SCORE Date MARCH 12 Site MURFREESBORO, TN.

VISITORS (Last Name, First) --HALFTIME--

No.	MT. PLEASANT		FG	FGA	FT	FTA	REB	PF	TP	A	TO	BLK	S	MIN
31	HARLAN, Glenn	f	2	4	1	2	7	0	5	1	3			
53	Young, DAmon	f	1	6	2	2	2	2	4	1	1			
43	Green, AUBREY	c	2	5	3	4	2	0	7	3	1			
41	FRIERSON, BRUCE	g	3	7	0	0	3	2	6	0	1			
23	McCANLESS, Sammy	g	1	5	0	0	1	2	2	1	0			
15	HARDISON, Keefe		1	2	0	0	1	0	2	0	0			
	TEAM REBOUNDS (Included in Totals)						1							
	TOTALS		10	29	6	8	17	6	26	5	6			

FG %: 1st Half 34.5 2nd Half _____ Game _____ Deadball Rebounds _____

FT %: 1st Half 75.0 2nd Half _____ Game _____

HOME

No.	MIDDLETON		FG	FGA	FT	FTA	REB	PF	TP	A	TO	BLK	S	MIN
12	PERKINS, Alfred	f	0	2	1	2	2	0	1	3	1			
14	Burkley, JAMES	f	5	11	1	2	3	0	11	3	2			
34	CARTER, Stanley	c	3	7	0	0	4	1	6	1	2			
32	PARKS, BOBBY	g	9	15	0	0	9	3	18	0	1			
52	Prewitt, Zem	g	0	2	0	0	4	1	0	2	1			
	TEAM REBOUNDS (Included in Totals)						3							
	TOTALS		17	37	2	4	25	5	36	9	7			

FG %: 1st Half 45.9 2nd Half _____ Game _____ Deadball Rebounds _____

FT %: 1st Half 50% 2nd Half _____ Game _____

OFFICIALS: JERRY BABB & Ken Coulter

Technical Fouls: _____

Attendance _____

©by National Collegiate Athletic Association 1976

SCORE BY PERIODS	1st H.	2nd H.	3rd	4th	HALF TOTAL
Mt. Pleasant	16	10			26
Middleton	14	22			36

1973 Small Class State Boys' Basketball Tournament

March 14 - March 17, 1973 · Stokely Athletic Center - UT Knoxville - Knoxville, TN

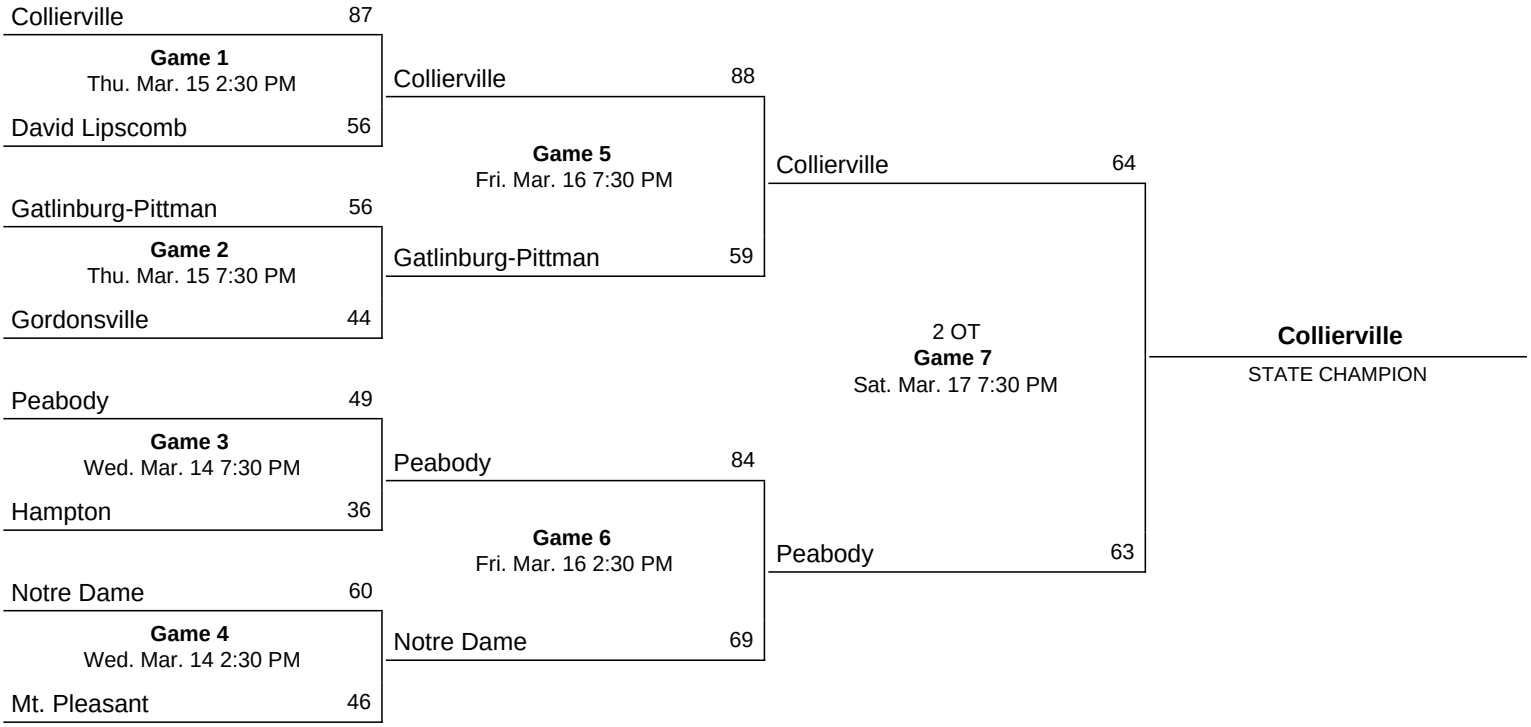

UNIVERSITY OF TENNESSEE
SPORTS PUBLICITY

State Tournament
Game No. 1 - Class Small

DATE: March 14, 1973

ATTENDANCE: 2006

T8
M-17
N-14

POINTS SCORED EACH PERIOD

	First Half		Second Half		EP	EP	Final
Mt. Pleasant	16	12	12	6			46
Notre Dame	18	17	9	16			60

TEAM Mt. Pleasant	FIELD GOALS MADE	FIELD GOALS ATT.	FIELD GOALS PER-CENT	FREE THROWS MADE	FREE THROWS ATT.	FREE THROWS PER-CENT	RE-BOUNDS	PER. FOULS	ASSTS.	TOTAL POINTS
Green 5	[illegible]	19		4	8		10	3		14
Hampton	0	2		2	2		1	4		2
Claude	8	20		0	5		13	1		16
[redacted]	[redacted]	[redacted]	[redacted]	[redacted]	[redacted]	[redacted]	[redacted]	[redacted]	[redacted]	[redacted]
[redacted]	[redacted]	[redacted]	[redacted]	[redacted]	[redacted]	[redacted]	[redacted]	[redacted]	[redacted]	[redacted]
[redacted]	[redacted]	[redacted]	[redacted]	[redacted]	[redacted]	[redacted]	[redacted]	[redacted]	[redacted]	[redacted]
Mayes	1	1		1	2		0	3		3
Frierson	1	3		1	2		3	0		3
Smith	0	0		0	0		0	0		0
Bumpas	0	1		0	0		0	2		0
Team							11			
TOTALS	18	62	29.0	10	21	47.6	46	18		46

TEAM Notre Dame	FIELD GOALS MADE	FIELD GOALS ATT.	FIELD GOALS PER-CENT	FREE THROWS MADE	FREE THROWS ATT.	FREE THROWS PER-CENT	RE-BOUNDS	PER. FOULS	ASSTS.	TOTAL POINTS
Hurt	2	8		0	0		6	2		4
Mathis	3	10		0	1		11	5		6
Brown	8	18		2	5		13	2		18
Higgins	6	17		6	8		7	5		18
Eskridge	4	9		0	0		6	3		8
Eberle	0	0		4	4		3	2		4
Fox	0	0		0	0		1	0		0
Carpenter	0	0		0	0		0	0		0
Dowling	0	0		2	2		0	0		2
Talbott	0	0		0	0		0	0		0
Team							7			
TOTALS	23	62	37.1	14	20	70.0	54	19		60

1964 State Boys' Basketball Tournament

March 9 - March 14, 1964

First Round	Second Round	Quarterfinals	Semifinals	Championship
Knoxville South (27-6) 70 — **Game 1** Mon. Mar. 9 — Jackson Co. 60	Knoxville South 70 — **Game 17** Tue. Mar. 10 9 PM — Mt. Pleasant 36	Knoxville South 56 — **Game 25** Thu. Mar. 12 4 PM — Kingsbury 47	Knoxville South 44 — **Game 29** Fri. Mar. 13 7 PM — Donelson 54	Donelson 68 — **Game 32** Sat. Mar. 14 8:30 PM — Clarksville 49
Mt. Pleasant (21-6) — **Game 2** Mon. Mar. 9 — Bye				
Kingsbury (54-10) — **Game 3** Mon. Mar. 9 — Bye	Kingsbury 79 — **Game 18** Tue. Mar. 10 7:30 PM — Lexington 68			
Lexington (25-7) — **Game 4** Mon. Mar. 9 — Bye				
Donelson (24-4) — **Game 5** Mon. Mar. 9 — Bye	Donelson 62 — **Game 19** Tue. Mar. 10 2:30 PM — Kingston 54	Donelson 57 — **Game 26** Thu. Mar. 12 2:30 PM — Sullivan 48		
Kingston (22-16) — **Game 6** Mon. Mar. 9 — Bye				
Sullivan (30-7) — **Game 7** Mon. Mar. 9 — Bye	Sullivan 64 — **Game 20** Tue. Mar. 10 4 PM — Trezevant 44			
Trezevant (27-2) — **Game 8** Mon. Mar. 9 — Bye				
Treadwell (34-1) — **Game 9** Mon. Mar. 9 — Bye	Treadwell 57 — **Game 21** Wed. Mar. 11 2:30 PM — Lenoir City 43	Treadwell 58 — **Game 27** Thu. Mar. 12 7:30 PM — Savannah 48	Treadwell 53 — **Game 30** Fri. Mar. 13 8:30 PM — Clarksville 59	
Lenoir City (28-4) 40 — **Game 10** Mon. Mar. 9 — Dresden 27				
Savannah (28-2) — **Game 11** Mon. Mar. 9 — Bye	Savannah 73 — **Game 22** Wed. Mar. 11 4 PM — Lawrenceburg 63			
Lawrenceburg (29-4) — **Game 12** Mon. Mar. 9 — Bye				
Clarksville (26-3) — **Game 13** Mon. Mar. 9 — Bye	Clarksville 61 — **Game 23** Wed. Mar. 11 7:30 PM — Dobyns Bennett 50	Clarksville 55 — **Game 28** Thu. Mar. 12 9 PM — Murfreesboro 43		
Dobyns Bennett (25-7) — **Game 14** Mon. Mar. 9 — Bye				
Murfreesboro (27-1) — **Game 15** Mon. Mar. 9 — Bye	Murfreesboro 66 — **Game 24** Wed. Mar. 11 9 PM — Knoxville Fulton 59			
Knoxville Fulton (29-5) — **Game 16** Mon. Mar. 9 — Bye				

Donelson
STATE CHAMPION

Consolation Contests

Mar. 14 7:00 PM Game 31 Third Place **Treadwell 59**, Knoxville South 52 **Stats**

FINAL STATISTICS

Knox. South vs. Mt. Pleasant
Game No. 6

Date 3/10/64

Attnd. 4,500

Officials Russ Waddell

And E. L. Hutton

KNOX. SOUTH (70)	FGA-FGM	FTA-FTM	REB	FOULS	POINTS
John Autry, f	8-5	4-3	11	1	13
Allen Jones, f	11-5	8-7	5	2	17
Bill Young, c	11-4	6-5	18	3	13
Johnny Darden, g	18-5	1-0	10	0	10
Wayne Evans, g	12-3	3-1	4	0	7
Buddy Hann	8-3	0-0	6	0	6
Jack Jones	4-1	3-0	1	1	2
Tommy Flowers	3-1	0-0	2	2	2
[redacted]					
[redacted]					
Team					
TOTALS	75-27	25-16	57	9	70

FG % 36.0

FT % 64.0

MT. PLEASANT (36)	FGA-FGM	FTA-FTM	REB	FOULS	POINTS
Wayne Logue, f	15-5	2-2	6	5	12
David Logue, f	5-1	3-2	6	4	4
Richard Stewart, c	6-4	1-0	11	5	8
Delmer Lovett, g	10-1	0-0	4	1	2
Bobby Thomason, g	4-2	0-0	2	1	4
Phil Clark	2-1	3-0	2	0	2
Wm. Edwards	3-2	0-0	2	0	4
Gary Knowles	1-0	0-0	1	1	0
Dudley McCormick	5-0	1-0	1	1	0
Danny Sparks	0-0	0-0	1	0	0
Team					
TOTALS	51-16	10-4	36	18	36

FG % 31.4

FT % 40.0

Floor Mistakes: South 9, Mt. Pleasant - 19

	1st Half	2nd Half		Total
Knoxville South	12	20	17	21 - 70
Mt. Pleasant	16	6	8	6 36

State Tournament 10th 9:00

Mt Pleasant — Knoxville South (1)

Game #6 ~~VANDERBILT~~

TIME	SHOT FROM	TYPE SHOT	PLAYER	SCORE		PLAYER	TYPE SHOT	SHOT FROM	TIME
D. Logue & W. Logue						Autry & Jones			
	Stewart					Evans			
Thomason & ~~Stewart~~ Lovett						Darden & Young			
7:53	18LS	J	W. Logue	2					
					1	Jones	F.T.	W. Logue	7:37
7:09	18LS	J	Thomason	4					
6:33	Young	F.T	D. Logue	5					
			"						
6:29	Rebound		Stewart	7					
6:01	12LS	J	W. Logue	9					
						Time Out South			5:54
					2	Jones	F.T.	D. Logue	5:44
					3	"			
5:06	Young	F.T.	D. Logue	10					
					5	Evans	J	10RS	4:56
4:43	Rebound		Stewart	12					
						Haun for Autry			4:09
					7	Evans	J	12RS	3:35
					9	Young	J	5C	3:03
2:39	Time Out		Mt Pleasant						
					10	~~Young~~ Jones	F.T	Lovett	1:55
1:24	18LS	J	W. Logue	14					
					12	Jones	J	8LS	1:08
					0	Young	F.T.	W. Logue	0:41
0:01	8C	J	Stewart	16					
			End of		1st Quarter				
	Mt Pleasant		16			South	12		

mt PLEASANT — SOUTH — (2)

TIME	SHOT FROM	TYPE SHOT	PLAYER	SCORE 18	SCORE 12	PLAYER	TYPE SHOT	SHOT FROM	TIME
	CLARK	for	Thomason - 2ND QUARTER -			AUTRY for HAUN			
					14	Jones	J	18LC	7:47
7:27	20RC	J	Lovett	18					
					16	Darden	J	20C	7:13
					18	Jones	J	15LS	6:44
					20	EVAN	J	15LS	6:06
5:49	out Bounds		D. Loque	20					
5:15	Thomason for Clark								
4:52	Jones	F.T.	Stewart	0					
					21	Young	F.T.	D Loque	4:35
					22	"			
					24	Young	J	5LS	3:42
					25	Autry	F.T.	Stewart	2:49
					0	"			
					27	Young	Rebound		1:43
					28	Young	FT	Stewart	1:43
1:24	18RC	J	W. Loque	22					
					30	Autry	Lay-up		1:09
					0	#1 Jones	F.T.	Stewart	0:54
0:36	Edwards for Stewart								
					32	Jones	Rebound		0:16
			END of		1st HALF				
		mt Pleasant				SOUTH -			
			22			32			

Mt Pleasant ~~VANDERBILT~~ — South (3)

TIME	SHOT FROM	TYPE SHOT	PLAYER	SCORE 22-32
	Starters Same - 2ND			
7:00	Jones	F.T.	W. Logue	23
6:08	Knowles for W. Logue			
5:19	Mt. Pleasant Time Out			
5:06	Rebound		Stewart	25
4:33	W. Logue for D. Logue			
3:59	12C	J	W. Logue	27
3:25	D. Logue for Knowles			
3:20	18RS	J	Thomason	29
3:00	Young	F.T	W. Logue	30
3:00	McCormick for Thomason			
2:39	Edwards for Stewart			
2:29	Rutry	F.T.	McCormick	0
0:05	Off.	Foul	W. Logue	
			End of 3rd Quarter	
			Mt Pleasant 30	

	PLAYER	TYPE SHOT	SHOT FROM	TIME
	HALF - Starters Same			
34	Jones	Lay-up		7:49
36	Darden	J	10C	7:09
0	Darden	F.T.	W. Logue	6:47
	Time Out South			6:47
38	Darden	J	15LS	5:29
39	Jones	F.T.	Thomason	4:48
40	"			
41	Jones	F.T.	D. Logue	3:20
42	Young	F.T.	Stewart	2:39
43	"			
45	Darden	J	18C	2:09
47	Rutry	J	15LC	1:3[illegible]
49	Darden	J	10C	0:1[illegible]
	South 49			

Mt Pleasant ~~VANDERBILT~~ | South | (4)

TIME	SHOT FROM	TYPE SHOT	PLAYER	SCORE 30	SCORE 99	PLAYER	TYPE SHOT	SHOT FROM	TIME
Stewart & Thomason for									
Edwards & McCormick									
			4th Quarter						
7:35	Edwards for Stewart (5)				50	Autry	F.T	Stewart	7:35
					51	(1+1) "			
					0	1+1 Evans	F.T	D. Loque	7:13
7:13	Mt Pleasant Time-out								
	Clark & Knowles for					Haun & J. Jones for			7:13
	Louett & Edwards					Darden & Jones			
					53	Autry	J	20RC	7:01
					54	J. Jones	Drive		6:27
5:57	McCormick for W. Loque (5)				56	Evans	F.T.	W. Loque	5:57
					0	"			
					58	Young	Rebound		5:52
5:41	J Jones	F.T	Clark	0					
			"	0					
5:31	Rebound		Clark	32					
4:50	Mt Pleasant Time				0	J. Jones	F.T	Knowles	4:50
4:50	Sparks for Edwards				0				
						Flowers for Young			4:50
						Off. Foul Flowers			4:37
4:32	Flowers	FT	Clark 1+1	0					
					60	Autry	Tip-IN		4:10
					62	Flowers	J	12C	3:43
					64	Haun	H.	5C	3:07
2:44	Edwards for D. Loque								
					66	Haun	J	8C	2:19
					68	Autry	Rebound		1:18

Mt Pleasant ~~VANDERBILT~~ SOUTH 5

TIME	SHOT FROM	TYPE SHOT	PLAYER	SCORE 32	SCORE 62	PLAYER	TYPE SHOT	SHOT FROM	TIME
0:41	8LS	J	Edwards	34					
					70	Haun	J	10C	0:06
		F.T			0	Mt J. Jones	F.T	McCormick	0:06
0:01	Drive		Edwards	36					

Final Score

Mt Pleasant 36

South 70