POSTSEASON HISTORY REPORT

GENERATED MAY 1, 2024

Summary

Championship Record: 8-10
Appearances (10): 2024, 2018, 2010, 2003, 1998, 1997, 1996, 1994, 1993, 1992
Finals Appearances/Runners-up (3): 1998, 2010, 2024

Finals Appearances

Year	Class	Award	Detail
1998	Class A	Team Runner-Up	(34-3)
2010	Class A	Team Runner-Up	(28-8)
2024	Class 1A	Team Runner-Up	(27-9)

Awards

Year	Award	Name	Class
1992	Most Valuable Player	Gail Holt	Class A
1998	Miss Basketball	Janet Holt	Class A

2024 Class 1A State Girls' Basketball Tournament

March 6 - March 9, 2024 · MTSU - Murphy Center

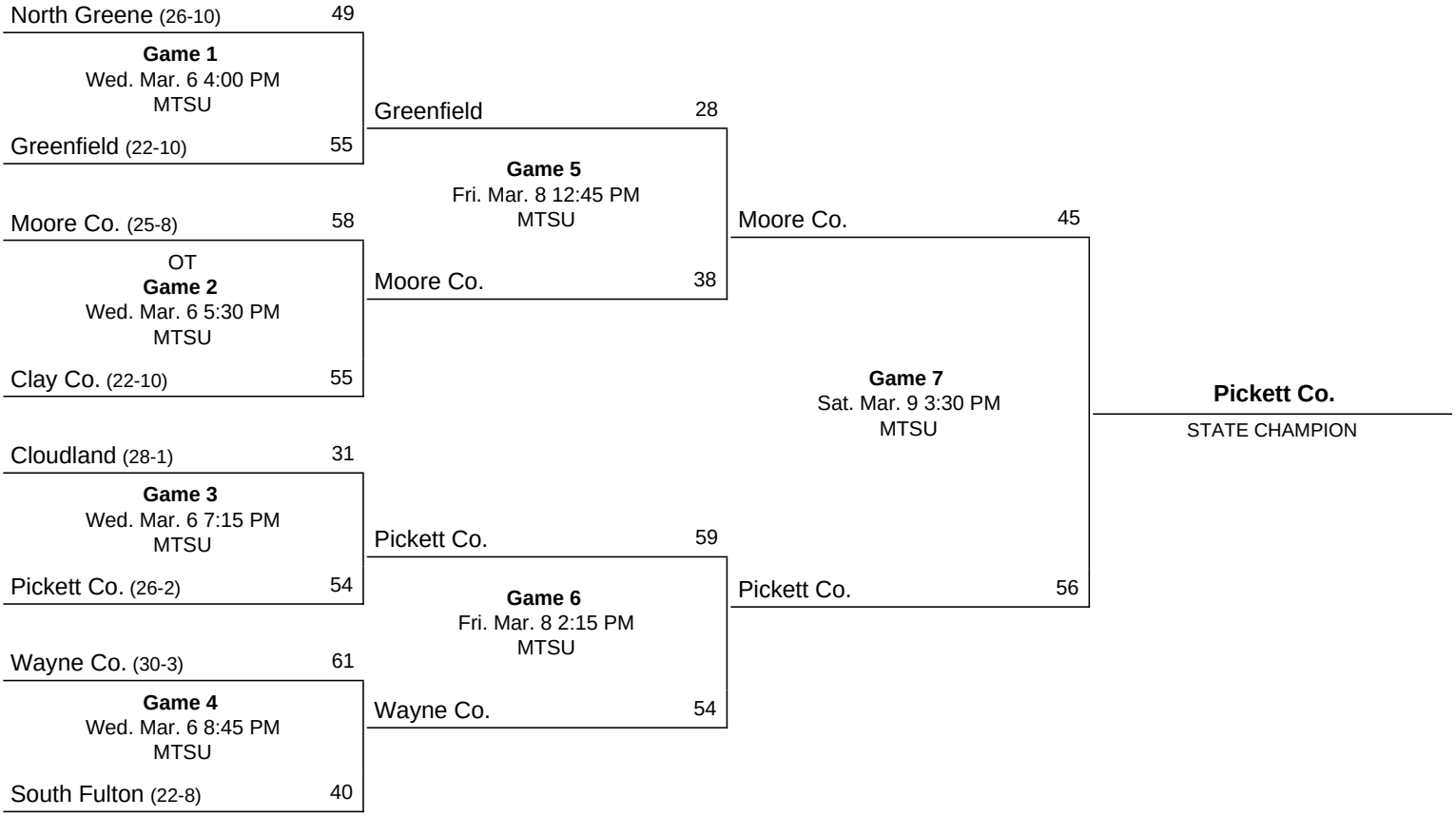

Official Basketball Box Score -- Game Totals -- Final Statistics

Clay Co. vs Moore Co.

3/6/24 5:30PM at Murphy Center (Murfreesboro, TN)

Clay Co. 55 • 22-10

##	Player		Total FG-FGA	3-Ptr FG-FGA	FT-FTA	Rebounds Off	Def	Tot	PF	TP	A	TO	Blk	Stl	Min
01	Hayes, Madison	*	5-5	1-1	0-0	0	1	1	3	11	1	2	0	0	33
02	Ashlock, Bella	*	5-12	0-1	3-3	0	2	2	4	13	1	5	1	3	28
21	Buford, Halle	*	6-14	2-7	4-4	0	2	2	3	18	3	4	0	0	35
22	Wix, Laci	*	1-3	0-1	1-1	2	0	2	3	3	7	2	0	3	36
24	Eads, Ella	*	2-4	2-2	0-0	1	3	4	3	6	2	4	0	1	30
03	Smith, Natalie		0-1	0-0	0-0	0	2	2	0	0	0	1	1	0	6
11	Matthews, Kendall		0-0	0-0	0-0	0	0	0	0	0	0	0	0	0	2
33	Walden, Baylor		2-4	0-1	0-1	1	1	2	1	4	0	1	0	2	10
	Team					2	4	6							
	Totals		21-43	5-13	8-9	6	15	21	17	55	14	19	2	9	180

	1st		2nd		3rd		4th		Game		Deadball Rebounds
FG %:	7-10	70.0%	5-10	50.0%	2-6	33.3%	4-8	50.0%	21-43	48.8%	1
3FG %:	1-2	50.0%	2-4	50.0%	0-2	0.0%	1-1	100.0%	5-13	38.5%	
FT %:	0-0	0.0%	1-1	100.0%	3-4	75.0%	4-4	100.0%	8-9	88.9%	

Moore Co. 58 • 25-8

##	Player		Total FG-FGA	3-Ptr FG-FGA	FT-FTA	Rebounds Off	Def	Tot	PF	TP	A	TO	Blk	Stl	Min
13	Fletcher, Katie	*	6-9	3-6	6-10	0	2	2	0	21	1	2	1	0	36
20	Graham, Elle	*	7-10	0-1	3-5	1	5	6	4	17	5	2	3	6	36
22	Dingler, Madison	*	5-10	1-3	4-4	0	0	0	1	15	3	3	0	4	36
23	Harder, Audrey	*	0-3	0-2	0-0	1	0	1	0	0	0	3	0	1	10
24	Harder, Anna	*	0-4	0-3	1-2	0	3	3	1	1	2	1	0	1	36
02	Martin, Hannah		0-0	0-0	0-0	1	0	1	0	0	0	0	0	0	0
03	Burks, Ella		0-0	0-0	0-0	0	0	0	0	0	0	0	0	0	2
15	Sazonov, Emma		2-4	0-1	0-0	2	4	6	3	4	2	1	0	1	24
	Team					1	2	3	1						
	Totals		20-40	4-16	14-21	6	16	22	10	58	13	12	4	13	180

	1st		2nd		3rd		4th		Game		Deadball Rebounds
FG %:	5-13	38.5%	4-8	50.0%	4-9	44.4%	5-8	62.5%	20-40	50.0%	6
3FG %:	1-6	16.7%	0-3	0.0%	1-4	25.0%	0-1	0.0%	4-16	25.0%	
FT %:	4-6	66.7%	4-6	66.7%	0-1	0.0%	2-2	100.0%	14-21	66.7%	

Officials:
Technical fouls: Clay Co.-None. Moore Co.-None.
Attendance:

Score by periods	1st	2nd	3rd	4th	OT	Total
Clay Co.	15	13	7	13	7	55
Moore Co.	15	12	9	12	10	58

Clay Co. vs Moore Co.

3/6/24 5:30PM at Murphy Center (Murfreesboro, TN)

1st PERIOD Play-by-Play (Page 1)

HOME TEAM: Moore Co.	Time	Score	Margin	VISITORS: Clay Co.
	07:46	0-2	V 2	GOOD! LAYUP by Ashlock, Bella [PNT]
	07:46			ASSIST by Wix, Laci
MISSED 3 PTR by Fletcher, Katie	07:09			REBOUND (DEF) by Eads, Ella
	06:54			TURNOVR by Eads, Ella
STEAL by Graham, Elle	06:53			
MISSED LAYUP by Dingler, Madison	06:51			REBOUND (DEF) by Hayes, Madison
BLOCK by Graham, Elle	06:26			MISSED LAYUP by Ashlock, Bella
REBOUND (DEF) by Graham, Elle	06:21			
	06:06			FOUL by Ashlock, Bella (P1T1)
MISSED 3 PTR by Fletcher, Katie	06:01			
REBOUND (OFF) by Martin, Hannah	06:01			
GOOD! LAYUP by Graham, Elle [PNT]	05:53	2-2	T 1	
	05:47			TURNOVR by Ashlock, Bella
STEAL by Harder, Audrey	05:46			
MISSED JUMPER by Harder, Audrey	05:44			
REBOUND (OFF) by Harder, Audrey	05:44			
TURNOVR by Harder, Audrey	05:41			STEAL by Wix, Laci
STEAL by Graham, Elle	05:28			TURNOVR by Ashlock, Bella
MISSED 3 PTR by Dingler, Madison	04:57			REBOUND (DEF) by Eads, Ella
REBOUND (DEF) by Graham, Elle	04:38			MISSED LAYUP by Ashlock, Bella
GOOD! FT SHOT by Dingler, Madison	04:34	3-2	H 1	FOUL by Eads, Ella (P1T2)
GOOD! FT SHOT by Dingler, Madison	04:34	4-2	H 2	
REBOUND (DEF) by (TEAM)	04:24			MISSED 3 PTR by Wix, Laci
TURNOVR by Harder, Audrey	04:15			
	04:13			STEAL by Ashlock, Bella
	04:12	4-4	T 2	GOOD! LAYUP by Ashlock, Bella [FB/PNT]
MISSED 3 PTR by Harder, Anna	03:56			REBOUND (DEF) by Ashlock, Bella
	03:36			TURNOVR by Eads, Ella
STEAL by Graham, Elle	03:35			
GOOD! LAYUP by Graham, Elle [FB/PNT]	03:32	6-4	H 2	
	03:30			TIMEOUT 30sec
	03:27	6-6	T 3	GOOD! LAYUP by Hayes, Madison [PNT]
	03:27			ASSIST by Eads, Ella
GOOD! LAYUP by Fletcher, Katie [PNT]	03:19	8-6	H 2	
ASSIST by Dingler, Madison	03:19			
	02:50	8-8	T 4	GOOD! JUMPER by Buford, Halle
MISSED FT SHOT by Graham, Elle	02:40			FOUL by Hayes, Madison (P1T3)
REBOUND (OFF) by (DEADBALL)	02:40			
GOOD! FT SHOT by Graham, Elle	02:40	9-8	H 1	
	02:40			SUB IN : Walden, Baylor
	02:40			SUB OUT: Eads, Ella
	02:34			TURNOVR by Buford, Halle
MISSED 3 PTR by Harder, Audrey	02:18			REBOUND (DEF) by Ashlock, Bella
	02:07	9-11	V 2	GOOD! 3 PTR by Buford, Halle
	02:07			ASSIST by Hayes, Madison
TURNOVR by Dingler, Madison	01:56			
TIMEOUT 30sec	01:56			
	01:34			TURNOVR by Ashlock, Bella
STEAL by Graham, Elle	01:33			
MISSED LAYUP by Graham, Elle	01:31			
REBOUND (OFF) by Graham, Elle	01:31			
GOOD! LAYUP by Graham, Elle [FB/PNT]	01:28	11-11	T 5	
	01:16	11-13	V 2	GOOD! LAYUP by Walden, Baylor [FB/PNT]
	01:16			ASSIST by Wix, Laci
	01:07			FOUL by Buford, Halle (P1T4)
	01:07			SUB IN : Matthews, Kendall
	01:07			SUB OUT: Ashlock, Bella
GOOD! 3 PTR by Fletcher, Katie	01:03	14-13	H 1	
ASSIST by Dingler, Madison	01:03			
	00:53			TURNOVR by Buford, Halle

Clay Co. vs Moore Co.

3/6/24 5:30PM at Murphy Center (Murfreesboro, TN)

1st PERIOD Play-by-Play (Page 2)

HOME TEAM: Moore Co.	Time	Score	Margin	VISITORS: Clay Co.
MISSED FT SHOT by Fletcher, Katie	00:30			FOUL by Walden, Baylor (P1T5)
REBOUND (OFF) by (DEADBALL)	00:30			
GOOD! FT SHOT by Fletcher, Katie	00:30	15-13	H 2	
	00:30			SUB IN : Ashlock, Bella
	00:30			SUB IN : Eads, Ella
	00:30			SUB OUT: Matthews, Kendall
	00:30			SUB OUT: Walden, Baylor
	00:06	15-15	T 6	GOOD! LAYUP by Ashlock, Bella [PNT]
	00:06			ASSIST by Wix, Laci

Moore Co. 15, Clay Co. 15

1st period-only	In Paint	Off T/O	2nd Chance	Fast Break	Bench	
Clay Co.	10	2	0	4	2	Score tied - 6 times.
Moore Co.	8	5	4	4	0	Lead changed - 3 times.

Clay Co. vs Moore Co.

3/6/24 5:30PM at Murphy Center (Murfreesboro, TN)

2nd PERIOD Play-by-Play (Page 1)

HOME TEAM: Moore Co.	Time	Score	Margin	VISITORS: Clay Co.
MISSED FT SHOT by Fletcher, Katie	07:52			FOUL by Ashlock, Bella (P2T6)
REBOUND (OFF) by (DEADBALL)	07:52			
GOOD! FT SHOT by Fletcher, Katie	07:52	16-15	H 1	
	07:26	16-17	V 1	GOOD! LAYUP by Ashlock, Bella [PNT]
	07:26			ASSIST by Wix, Laci
MISSED 3 PTR by Graham, Elle	07:00			REBOUND (DEF) by Buford, Halle
SUB IN : Sazonov, Emma	06:56			
SUB OUT: Harder, Audrey	06:56			
	06:45			TURNOVR by Ashlock, Bella
MISSED FT SHOT by Fletcher, Katie	06:23			FOUL by Ashlock, Bella (P3T7)
REBOUND (OFF) by (DEADBALL)	06:23			
GOOD! FT SHOT by Fletcher, Katie	06:23	17-17	T 7	
	06:23			SUB IN : Walden, Baylor
	06:23			SUB OUT: Ashlock, Bella
STEAL by Dingler, Madison	06:17			TURNOVR by Buford, Halle
GOOD! FT SHOT by Dingler, Madison	06:17	18-17	H 1	FOUL by Buford, Halle (P2T8)
GOOD! FT SHOT by Dingler, Madison	06:17	19-17	H 2	
	06:07			TURNOVR by Walden, Baylor
STEAL by Dingler, Madison	06:04			
GOOD! LAYUP by Dingler, Madison [PNT]	05:54	21-17	H 4	
	05:51			TIMEOUT TEAM
BLOCK by Graham, Elle	05:33			MISSED 3 PTR by Buford, Halle
REBOUND (DEF) by Sazonov, Emma	05:31			
GOOD! LAYUP by Dingler, Madison [FB/PNT]	05:27	23-17	H 6	
ASSIST by Graham, Elle	05:27			
	05:04	23-20	H 3	GOOD! 3 PTR by Eads, Ella
	05:04			ASSIST by Buford, Halle
TURNOVR by Harder, Audrey	04:32			
	04:31			STEAL by Walden, Baylor
BLOCK by Fletcher, Katie	04:28			MISSED LAYUP by Walden, Baylor
REBOUND (DEF) by Harder, Anna	04:26			
GOOD! LAYUP by Fletcher, Katie [PNT]	04:05	25-20	H 5	
ASSIST by Sazonov, Emma	04:05			
	03:36			MISSED 3 PTR by Buford, Halle
	03:36			REBOUND (OFF) by Wix, Laci
	03:21	25-23	H 2	GOOD! 3 PTR by Buford, Halle
	03:21			ASSIST by Eads, Ella
GOOD! LAYUP by Fletcher, Katie [PNT]	03:08	27-23	H 4	
ASSIST by Graham, Elle	03:08			
	02:48			TURNOVR by Hayes, Madison
STEAL by Harder, Anna	02:47			
MISSED 3 PTR by Sazonov, Emma	02:22			REBOUND (DEF) by (TEAM)
	02:20			SUB IN : Smith, Natalie
	02:20			SUB OUT: Walden, Baylor
	02:00			TURNOVR by Wix, Laci
TURNOVR by Dingler, Madison	01:46			STEAL by Wix, Laci
	01:29			MISSED JUMPER by Eads, Ella
	01:29			REBOUND (OFF) by (DEADBALL)
FOUL by Graham, Elle (P1T1)	01:29			
REBOUND (DEF) by Fletcher, Katie	01:23			MISSED JUMPER by Buford, Halle
MISSED LAYUP by Dingler, Madison	01:05			REBOUND (DEF) by Buford, Halle
	01:00	27-25	H 2	GOOD! LAYUP by Wix, Laci [FB/PNT]
	01:00			ASSIST by Buford, Halle
FOUL by Sazonov, Emma (P1T2)	01:00	27-26	H 1	GOOD! FT SHOT by Wix, Laci
SUB IN : Harder, Audrey	01:00			SUB IN : Matthews, Kendall
SUB OUT: Sazonov, Emma	01:00			SUB OUT: Buford, Halle
MISSED 3 PTR by Harder, Audrey	00:27			REBOUND (DEF) by Smith, Natalie
	00:04	27-28	V 1	GOOD! LAYUP by Hayes, Madison [PNT]

Clay Co. 28, Moore Co. 27

2nd period-only	In Paint	Off T/O	2nd Chance	Fast Break	Bench	
Clay Co.	6	0	3	2	0	Score tied - 1 time.
Moore Co.	8	5	0	2	0	Lead changed - 3 times.

Clay Co. vs Moore Co.

3/6/24 5:30PM at Murphy Center (Murfreesboro, TN)

3rd PERIOD Play-by-Play (Page 1)

HOME TEAM: Moore Co.	Time	Score	Margin	VISITORS: Clay Co.
SUB IN : Sazonov, Emma	08:00			
SUB OUT: Harder, Audrey	08:00			
TURNOVR by Harder, Anna	07:50			
REBOUND (DEF) by Sazonov, Emma	06:26			MISSED 3 PTR by Buford, Halle
MISSED 3 PTR by Harder, Anna	05:52			REBOUND (DEF) by Eads, Ella
REBOUND (DEF) by Graham, Elle	05:29			MISSED JUMPER by Ashlock, Bella
GOOD! LAYUP by Graham, Elle [PNT]	05:10	29-28	H 1	
MISSED FT SHOT by Graham, Elle	05:10			FOUL by Eads, Ella (P2T1)
REBOUND (OFF) by Sazonov, Emma	05:10			
GOOD! LAYUP by Sazonov, Emma [PNT]	05:10	31-28	H 3	
	04:46			TURNOVR by Wix, Laci
STEAL by Graham, Elle	04:45			
TIMEOUT TEAM	04:40			
GOOD! 3 PTR by Dingler, Madison	04:19	34-28	H 6	
ASSIST by Harder, Anna	04:19			
	03:54			TURNOVR by Hayes, Madison
STEAL by Graham, Elle	03:53			
MISSED 3 PTR by Dingler, Madison	03:45			REBOUND (DEF) by (TEAM)
	03:34			SUB IN : Walden, Baylor
	03:34			SUB OUT: Hayes, Madison
FOUL by Dingler, Madison (P1T1)	03:22			
	03:15			TURNOVR by Eads, Ella
	03:15			SUB IN : Smith, Natalie
	03:15			SUB OUT: Eads, Ella
MISSED LAYUP by Harder, Anna	03:05			REBOUND (DEF) by Walden, Baylor
	02:32			MISSED 3 PTR by Walden, Baylor
	02:32			REBOUND (OFF) by (TEAM)
FOUL by Sazonov, Emma (P2T2)	02:25	34-29	H 5	GOOD! FT SHOT by Buford, Halle
	02:25	34-30	H 4	GOOD! FT SHOT by Buford, Halle
TURNOVR by Dingler, Madison	02:17			
	02:16			STEAL by Ashlock, Bella
	02:14	34-32	H 2	GOOD! LAYUP by Ashlock, Bella [FB/PNT]
FOUL by Graham, Elle (P2T3)	02:14	34-33	H 1	GOOD! FT SHOT by Ashlock, Bella
GOOD! LAYUP by Dingler, Madison [PNT]	01:58	36-33	H 3	
ASSIST by Graham, Elle	01:58			
FOUL by Sazonov, Emma (P3T4)	01:49			
SUB IN : Harder, Audrey	01:49			
SUB OUT: Sazonov, Emma	01:49			
REBOUND (DEF) by Graham, Elle	01:33			MISSED JUMPER by Ashlock, Bella
TIMEOUT 30sec	01:20			
SUB IN : Burks, Ella	01:20			SUB IN : Hayes, Madison
SUB OUT: Harder, Audrey	01:20			SUB OUT: Ashlock, Bella
	01:19			FOUL by Wix, Laci (P1T2)
MISSED 3 PTR by Fletcher, Katie	00:52			REBOUND (DEF) by Smith, Natalie
	00:43			TURNOVR by Smith, Natalie
STEAL by Dingler, Madison	00:42			
MISSED LAYUP by Dingler, Madison	00:41			BLOCK by Smith, Natalie
REBOUND (OFF) by (TEAM)	00:41			
TURNOVR by Graham, Elle	00:33			
	00:31			STEAL by Walden, Baylor
	00:29	36-35	H 1	GOOD! LAYUP by Walden, Baylor [FB/PNT]
FOUL by Graham, Elle (P3T5)	00:29			MISSED FT SHOT by Walden, Baylor
	00:29			REBOUND (OFF) by Walden, Baylor
	00:13			TURNOVR by Buford, Halle

Moore Co. 36, Clay Co. 35

3rd period-only	In Paint	Off T/O	2nd Chance	Fast Break	Bench	
Clay Co.	4	5	2	4	2	Score tied - 0 times.
Moore Co.	6	3	2	0	2	Lead changed - 1 time.

Clay Co. vs Moore Co.

3/6/24 5:30PM at Murphy Center (Murfreesboro, TN)

4th PERIOD Play-by-Play (Page 1)

HOME TEAM: Moore Co.	Time	Score	Margin	VISITORS: Clay Co.
SUB IN : Sazonov, Emma	08:00			
SUB OUT: Harder, Audrey	08:00			
GOOD! LAYUP by Graham, Elle [PNT]	07:37	38-35	H 3	
ASSIST by Harder, Anna	07:37			
	07:06			MISSED JUMPER by Eads, Ella
	07:06			REBOUND (OFF) by Eads, Ella
FOUL by Harder, Anna (P1T6)	07:02	38-36	H 2	GOOD! FT SHOT by Ashlock, Bella
	07:02	38-37	H 1	GOOD! FT SHOT by Ashlock, Bella
GOOD! FT SHOT by Fletcher, Katie	06:49	39-37	H 2	FOUL by Buford, Halle (P3T3)
GOOD! FT SHOT by Fletcher, Katie	06:49	40-37	H 3	
	06:32	40-39	H 1	GOOD! LAYUP by Hayes, Madison [PNT]
	06:32			ASSIST by Wix, Laci
	06:21			FOUL by Eads, Ella (P3T4)
	06:21			SUB IN : Smith, Natalie
	06:21			SUB OUT: Eads, Ella
TURNOVR by Fletcher, Katie	06:17			STEAL by Ashlock, Bella
REBOUND (DEF) by Sazonov, Emma	05:59			MISSED JUMPER by Smith, Natalie
GOOD! LAYUP by Graham, Elle [PNT]	05:43	42-39	H 3	
ASSIST by Fletcher, Katie	05:43			
	05:31			TURNOVR by Ashlock, Bella
STEAL by Dingler, Madison	05:30			
GOOD! JUMPER by Dingler, Madison [FB/PN	05:27	44-39	H 5	
	05:25			TIMEOUT TEAM
	05:25			SUB IN : Eads, Ella
	05:25			SUB OUT: Smith, Natalie
	04:58	44-41	H 3	GOOD! JUMPER by Hayes, Madison
	04:58			ASSIST by Wix, Laci
GOOD! LAYUP by Sazonov, Emma [FB/PNT]	04:47	46-41	H 5	
ASSIST by Graham, Elle	04:47			
	04:22	46-43	H 3	GOOD! LAYUP by Buford, Halle [PNT]
MISSED LAYUP by Sazonov, Emma	04:07			BLOCK by Ashlock, Bella
	04:07			REBOUND (DEF) by (TEAM)
REBOUND (DEF) by (TEAM)	02:59			MISSED JUMPER by Ashlock, Bella
MISSED 3 PTR by Harder, Anna	02:23			REBOUND (DEF) by (TEAM)
	02:02	46-46	T 8	GOOD! 3 PTR by Eads, Ella
	02:02			ASSIST by Ashlock, Bella
MISSED LAYUP by Graham, Elle	01:40			
REBOUND (OFF) by Sazonov, Emma	01:40			
TURNOVR by Graham, Elle	01:32			
FOUL by Graham, Elle (P4T7)	01:14	46-47	V 1	GOOD! FT SHOT by Buford, Halle
TIMEOUT TEAM	01:14			
	01:14	46-48	V 2	GOOD! FT SHOT by Buford, Halle
GOOD! LAYUP by Graham, Elle [PNT]	00:43	48-48	T 9	
ASSIST by Dingler, Madison	00:43			
	00:17			TIMEOUT 30sec
REBOUND (DEF) by Harder, Anna	00:00			MISSED JUMPER by Buford, Halle

Moore Co. 48, Clay Co. 48

4th period-only	In Paint	Off T/O	2nd Chance	Fast Break	Bench	
Clay Co.	4	2	2	0	0	Score tied - 2 times.
Moore Co.	10	2	0	4	2	Lead changed - 1 time.

Clay Co. vs Moore Co.

3/6/24 5:30PM at Murphy Center (Murfreesboro, TN)

OT PERIOD Play-by-Play (Page 1)

HOME TEAM: Moore Co.	Time	Score	Margin	VISITORS: Clay Co.
SUB IN : Sazonov, Emma	04:00			
SUB OUT: Harder, Audrey	04:00			
	03:44	48-50	V 2	GOOD! JUMPER by Buford, Halle [PNT]
	03:44			ASSIST by Wix, Laci
GOOD! 3 PTR by Fletcher, Katie	03:21	51-50	H 1	
ASSIST by Graham, Elle	03:21			
BLOCK by Graham, Elle	03:07			MISSED LAYUP by Buford, Halle
REBOUND (DEF) by Graham, Elle	03:05			
GOOD! 3 PTR by Fletcher, Katie	02:18	54-50	H 4	
ASSIST by Sazonov, Emma	02:18			
REBOUND (DEF) by Harder, Anna	02:00			MISSED 3 PTR by Buford, Halle
	01:57			FOUL by Hayes, Madison (P2T5)
FOUL by (TEAM) (P1T8)	01:43			
	01:31			FOUL by Wix, Laci (P2T6)
TURNOVR by Fletcher, Katie	01:18			
	01:16			STEAL by Eads, Ella
	01:07			MISSED LAYUP by Ashlock, Bella
	01:07			REBOUND (OFF) by (TEAM)
	01:05			TURNOVR by Eads, Ella
STEAL by Sazonov, Emma	01:04			
TURNOVR by Sazonov, Emma	01:03			
	01:01			STEAL by Wix, Laci
	00:57			MISSED 3 PTR by Buford, Halle
	00:57			REBOUND (OFF) by Wix, Laci
REBOUND (DEF) by Fletcher, Katie	00:55			MISSED LAYUP by Wix, Laci
MISSED FT SHOT by Harder, Anna	00:43			FOUL by Wix, Laci (P3T7)
REBOUND (OFF) by (DEADBALL)	00:43			
GOOD! FT SHOT by Harder, Anna	00:43	55-50	H 5	
	00:43			SUB IN : Walden, Baylor
	00:43			SUB OUT: Wix, Laci
	00:37			TIMEOUT TEAM
	00:37			SUB IN : Wix, Laci
	00:37			SUB OUT: Walden, Baylor
	00:29	55-52	H 3	GOOD! LAYUP by Buford, Halle [PNT]
MISSED FT SHOT by Fletcher, Katie	00:20			FOUL by Hayes, Madison (P3T8)
REBOUND (OFF) by (DEADBALL)	00:20			
GOOD! FT SHOT by Fletcher, Katie	00:20	56-52	H 4	
	00:20			SUB IN : Walden, Baylor
	00:20			SUB OUT: Wix, Laci
	00:08	56-55	H 1	GOOD! 3 PTR by Hayes, Madison
	00:08			ASSIST by Buford, Halle
	00:08			TIMEOUT TEAM
	00:08			SUB IN : Wix, Laci
	00:08			SUB OUT: Hayes, Madison
GOOD! FT SHOT by Graham, Elle	00:07	57-55	H 2	FOUL by Ashlock, Bella (P4T9)
GOOD! FT SHOT by Graham, Elle	00:05	58-55	H 3	
TIMEOUT TEAM	00:05			
	00:05			SUB IN : Hayes, Madison
	00:05			SUB OUT: Wix, Laci
REBOUND (DEF) by Sazonov, Emma	00:01			MISSED 3 PTR by Ashlock, Bella

Moore Co. 58, Clay Co. 55

OT period-only	In Paint	Off T/O	2nd Chance	Fast Break	Bench	
Clay Co.	4	0	0	0	0	Score tied - 0 times.
Moore Co.	0	0	0	0	0	Lead changed - 1 time.

Official Basketball Box Score -- 1st Period-Only
Clay Co. vs Moore Co.
3/6/24 5:30PM at Murphy Center (Murfreesboro, TN)

Clay Co. 15

##	Player		Total FG-FGA	3-Ptr FG-FGA	FT-FTA	Rebounds Off	Def	Tot	PF	TP	A	TO	Blk	Stl	Min
01	Hayes, Madison	*	1-1	0-0	0-0	0	1	1	1	2	1	0	0	0	8
02	Ashlock, Bella	*	3-5	0-0	0-0	0	2	2	1	6	0	3	0	1	7
21	Buford, Halle	*	2-2	1-1	0-0	0	0	0	1	5	0	2	0	0	8
22	Wix, Laci	*	0-1	0-1	0-0	0	0	0	0	0	3	0	0	1	8
24	Eads, Ella	*	0-0	0-0	0-0	0	2	2	1	0	1	2	0	0	5
11	Matthews, Kendall		0-0	0-0	0-0	0	0	0	0	0	0	0	0	0	0+
33	Walden, Baylor		1-1	0-0	0-0	0	0	0	1	2	0	0	0	0	2
	Team					0	0	0							
	Totals		7-10	1-2	0-0	0	5	5	5	15	5	7	0	2	-

FG %: 7-10 70.0%
3FG %: 1-2 50.0%
FT %: 0-0 0.0%

Deadball Rebounds
0

Moore Co. 15

##	Player		Total FG-FGA	3-Ptr FG-FGA	FT-FTA	Rebounds Off	Def	Tot	PF	TP	A	TO	Blk	Stl	Min
13	Fletcher, Katie	*	2-4	1-3	1-2	0	0	0	0	6	0	0	0	0	8
20	Graham, Elle	*	3-4	0-0	1-2	1	2	3	0	7	0	0	1	4	8
22	Dingler, Madison	*	0-2	0-1	2-2	0	0	0	0	2	2	1	0	0	8
23	Harder, Audrey	*	0-2	0-1	0-0	1	0	1	0	0	0	2	0	1	8
24	Harder, Anna	*	0-1	0-1	0-0	0	0	0	0	0	0	0	0	0	8
02	Martin, Hannah		0-0	0-0	0-0	1	0	1	0	0	0	0	0	0	-
	Team					0	1	1							
	Totals		5-13	1-6	4-6	3	3	6	0	15	2	3	1	5	-

FG %: 5-13 38.5%
3FG %: 1-6 16.7%
FT %: 4-6 66.7%

Deadball Rebounds
2

Officials:
Technical fouls: Clay Co.-None. Moore Co.-None.
Attendance:

Score by periods	1st	2nd	3rd	4th	OT	Total
Clay Co.	15	0	0	0	0	15
Moore Co.	15	0	0	0	0	15

Official Basketball Box Score -- 2nd Period-Only
Clay Co. vs Moore Co.
3/6/24 5:30PM at Murphy Center (Murfreesboro, TN)

Clay Co. 13 • 22-10

##	Player		Total FG-FGA	3-Ptr FG-FGA	FT-FTA	Rebounds Off	Def	Tot	PF	TP	A	TO	Blk	Stl	Min
01	Hayes, Madison	*	1-1	0-0	0-0	0	0	0	0	2	0	1	0	0	8
02	Ashlock, Bella	*	1-1	0-0	0-0	0	0	0	2	2	0	1	0	0	1
21	Buford, Halle	*	1-4	1-3	0-0	0	2	2	1	3	2	1	0	0	7
22	Wix, Laci	*	1-1	0-0	1-1	1	0	1	0	3	1	1	0	1	8
24	Eads, Ella	*	1-2	1-1	0-0	0	0	0	0	3	1	0	0	0	8
03	Smith, Natalie		0-0	0-0	0-0	0	1	1	0	0	0	0	0	0	2
11	Matthews, Kendall		0-0	0-0	0-0	0	0	0	0	0	0	0	0	0	1
33	Walden, Baylor		0-1	0-0	0-0	0	0	0	0	0	0	1	0	1	4
	Team					0	1	1							
	Totals		5-10	2-4	1-1	1	4	5	3	13	4	5	0	2	-

FG %: 5-10 50.0%
3FG %: 2-4 50.0%
FT %: 1-1 100.0

Deadball Rebounds
1

Moore Co. 12 • 25-8

##	Player		Total FG-FGA	3-Ptr FG-FGA	FT-FTA	Rebounds Off	Def	Tot	PF	TP	A	TO	Blk	Stl	Min
13	Fletcher, Katie	*	2-2	0-0	2-4	0	1	1	0	6	0	0	1	0	8
20	Graham, Elle	*	0-1	0-1	0-0	0	0	0	1	0	2	0	1	0	8
22	Dingler, Madison	*	2-3	0-0	2-2	0	0	0	0	6	0	1	0	2	8
23	Harder, Audrey	*	0-1	0-1	0-0	0	0	0	0	0	0	1	0	0	2
24	Harder, Anna	*	0-0	0-0	0-0	0	1	1	0	0	0	0	0	1	8
15	Sazonov, Emma		0-1	0-1	0-0	0	1	1	1	0	1	0	0	0	5
	Team					0	0	0							
	Totals		4-8	0-3	4-6	0	3	3	2	12	3	2	2	3	-

FG %: 4-8 50.0%
3FG %: 0-3 0.0%
FT %: 4-6 66.7%

Deadball Rebounds
2

Officials:
Technical fouls: Clay Co.-None. Moore Co.-None.
Attendance:

Score by periods	1st	2nd	3rd	4th	OT	Total
Clay Co.	0	13	0	0	0	13
Moore Co.	0	12	0	0	0	12

Official Basketball Box Score -- 3rd Period-Only
Clay Co. vs Moore Co.
3/6/24 5:30PM at Murphy Center (Murfreesboro, TN)

Clay Co. 7 • 22-10

##	Player		Total FG-FGA	3-Ptr FG-FGA	FT-FTA	Rebounds Off	Def	Tot	PF	TP	A	TO	Blk	Stl	Min
01	Hayes, Madison	*	0-0	0-0	0-0	0	0	0	0	0	0	1	0	0	5
02	Ashlock, Bella	*	1-3	0-0	1-1	0	0	0	0	3	0	0	0	1	6
21	Buford, Halle	*	0-1	0-1	2-2	0	0	0	0	2	0	1	0	0	8
22	Wix, Laci	*	0-0	0-0	0-0	0	0	0	1	0	0	1	0	0	8
24	Eads, Ella	*	0-0	0-0	0-0	0	1	1	1	0	0	1	0	0	4
03	Smith, Natalie		0-0	0-0	0-0	0	1	1	0	0	0	1	1	0	3
33	Walden, Baylor		1-2	0-1	0-1	1	1	2	0	2	0	0	0	1	3
	Team					1	1	2							
	Totals		2-6	0-2	3-4	2	4	6	2	7	0	5	1	2	-

FG %: 2-6 33.3%
3FG %: 0-2 0.0%
FT %: 3-4 75.0%

Deadball Rebounds
0

Moore Co. 9 • 25-8

##	Player		Total FG-FGA	3-Ptr FG-FGA	FT-FTA	Rebounds Off	Def	Tot	PF	TP	A	TO	Blk	Stl	Min
13	Fletcher, Katie	*	0-1	0-1	0-0	0	0	0	0	0	0	0	0	0	8
20	Graham, Elle	*	1-1	0-0	0-1	0	2	2	2	2	1	1	0	2	8
22	Dingler, Madison	*	2-4	1-2	0-0	0	0	0	1	5	0	1	0	1	8
23	Harder, Audrey	*	0-0	0-0	0-0	0	0	0	0	0	0	0	0	0	0+
24	Harder, Anna	*	0-2	0-1	0-0	0	0	0	0	0	1	1	0	0	8
03	Burks, Ella		0-0	0-0	0-0	0	0	0	0	0	0	0	0	0	1
15	Sazonov, Emma		1-1	0-0	0-0	1	1	2	2	2	0	0	0	0	6
	Team					1	0	1							
	Totals		4-9	1-4	0-1	2	3	5	5	9	2	3	0	3	-

FG %: 4-9 44.4%
3FG %: 1-4 25.0%
FT %: 0-1 0.0%

Deadball Rebounds
0

Officials:
Technical fouls: Clay Co.-None. Moore Co.-None.
Attendance:

Score by periods	1st	2nd	3rd	4th	OT	Total
Clay Co.	0	0	7	0	0	7
Moore Co.	0	0	9	0	0	9

Official Basketball Box Score -- 4th Period-Only
Clay Co. vs Moore Co.
3/6/24 5:30PM at Murphy Center (Murfreesboro, TN)

Clay Co. 13 • 22-10

##	Player		Total FG-FGA	3-Ptr FG-FGA	FT-FTA	Rebounds Off	Def	Tot	PF	TP	A	TO	Blk	Stl	Min
01	Hayes, Madison	*	2-2	0-0	0-0	0	0	0	0	4	0	0	0	0	8
02	Ashlock, Bella	*	0-1	0-0	2-2	0	0	0	0	2	1	1	1	1	8
21	Buford, Halle	*	1-2	0-0	2-2	0	0	0	1	4	0	0	0	0	8
22	Wix, Laci	*	0-0	0-0	0-0	0	0	0	0	0	2	0	0	0	8
24	Eads, Ella	*	1-2	1-1	0-0	1	0	1	1	3	0	0	0	0	7
03	Smith, Natalie		0-1	0-0	0-0	0	0	0	0	0	0	0	0	0	0+
	Team					0	2	2							
	Totals		4-8	1-1	4-4	1	2	3	2	13	3	1	1	1	-

FG %:	4-8	50.0%
3FG %:	1-1	100.0
FT %:	4-4	100.0

Deadball Rebounds
0

Moore Co. 12 • 25-8

##	Player		Total FG-FGA	3-Ptr FG-FGA	FT-FTA	Rebounds Off	Def	Tot	PF	TP	A	TO	Blk	Stl	Min
13	Fletcher, Katie	*	0-0	0-0	2-2	0	0	0	0	2	1	1	0	0	8
20	Graham, Elle	*	3-4	0-0	0-0	0	0	0	1	6	1	1	0	0	8
22	Dingler, Madison	*	1-1	0-0	0-0	0	0	0	0	2	1	0	0	1	8
24	Harder, Anna	*	0-1	0-1	0-0	0	1	1	1	0	1	0	0	0	8
15	Sazonov, Emma		1-2	0-0	0-0	1	1	2	0	2	0	0	0	0	8
	Team					0	1	1							
	Totals		5-8	0-1	2-2	1	3	4	2	12	4	2	0	1	-

FG %:	5-8	62.5%
3FG %:	0-1	0.0%
FT %:	2-2	100.0

Deadball Rebounds
0

Officials:
Technical fouls: Clay Co.-None. Moore Co.-None.
Attendance:

Score by periods	1st	2nd	3rd	4th	OT	Total
Clay Co.	0	0	0	13	0	13
Moore Co.	0	0	0	12	0	12

Official Basketball Box Score -- OT Period-Only
Clay Co. vs Moore Co.
3/6/24 5:30PM at Murphy Center (Murfreesboro, TN)

Clay Co. 7 • 22-10

##	Player		Total FG-FGA	3-Ptr FG-FGA	FT-FTA	Rebounds Off	Def	Tot	PF	TP	A	TO	Blk	Stl	Min
01	Hayes, Madison	*	1-1	1-1	0-0	0	0	0	2	3	0	0	0	0	3
02	Ashlock, Bella	*	0-2	0-1	0-0	0	0	0	1	0	0	0	0	0	4
21	Buford, Halle	*	2-5	0-2	0-0	0	0	0	0	4	1	0	0	0	4
22	Wix, Laci	*	0-1	0-0	0-0	1	0	1	2	0	1	0	0	1	3
24	Eads, Ella	*	0-0	0-0	0-0	0	0	0	0	0	0	1	0	1	4
33	Walden, Baylor		0-0	0-0	0-0	0	0	0	0	0	0	0	0	0	0+
	Team					1	0	1							
	Totals		3-9	1-4	0-0	2	0	2	5	7	2	1	0	2	-

FG %: 3-9 33.3%
3FG %: 1-4 25.0%
FT %: 0-0 0.0%

Deadball Rebounds
0

Moore Co. 10 • 25-8

##	Player		Total FG-FGA	3-Ptr FG-FGA	FT-FTA	Rebounds Off	Def	Tot	PF	TP	A	TO	Blk	Stl	Min
13	Fletcher, Katie	*	2-2	2-2	1-2	0	1	1	0	7	0	1	0	0	4
20	Graham, Elle	*	0-0	0-0	2-2	0	1	1	0	2	1	0	1	0	4
22	Dingler, Madison	*	0-0	0-0	0-0	0	0	0	0	0	0	0	0	0	4
24	Harder, Anna	*	0-0	0-0	1-2	0	1	1	0	1	0	0	0	0	4
15	Sazonov, Emma		0-0	0-0	0-0	0	1	1	0	0	1	1	0	1	4
	Team					0	0	0	1						
	Totals		2-2	2-2	4-6	0	4	4	1	10	2	2	1	1	-

FG %: 2-2 100.0
3FG %: 2-2 100.0
FT %: 4-6 66.7%

Deadball Rebounds
2

Officials:
Technical fouls: Clay Co.-None. Moore Co.-None.
Attendance:

Score by periods	1st	2nd	3rd	4th	OT	Total
Clay Co.	0	0	0	0	7	7
Moore Co.	0	0	0	0	10	10

Official Basketball Box Score -- Game Totals -- Final Statistics

Moore Co. vs Greenfield

3/8/24 12:45PM at Murphy Center (Murfreesboro, TN)

Moore Co. 38 • 27-8

##	Player		Total FG-FGA	3-Ptr FG-FGA	FT-FTA	Rebounds Off	Def	Tot	PF	TP	A	TO	Blk	Stl	Min
13	Fletcher, Katie	*	1-3	0-0	0-0	0	3	3	1	2	3	1	1	1	32
20	Graham, Elle	*	6-14	0-2	4-6	3	9	12	3	16	2	3	0	3	30
22	Dingler, Madison	*	4-8	2-5	3-3	0	0	0	3	13	1	2	0	1	32
23	Harder, Audrey	*	0-3	0-3	0-0	3	3	6	0	0	3	2	0	0	24
24	Harder, Anna	*	0-2	0-2	0-2	2	1	3	4	0	0	0	0	1	15
10	Tucker, Bella		0-0	0-0	0-0	0	0	0	0	0	0	0	0	0	2
15	Sazonov, Emma		2-4	2-3	1-2	0	1	1	1	7	0	3	0	0	25
	Team					1	0	1							
	Totals		13-34	4-15	8-13	9	17	26	12	38	9	11	1	6	160

	1st		2nd		3rd		4th		Game		Deadball Rebounds
1st - FG %:	2-8	25.0%	4-11	36.4%	6-8	75.0%	1-7	14.3%	13-34	38.2%	5
3FG %:	1-5	20.0%	0-4	0.0%	3-5	60.0%	0-1	0.0%	4-15	26.7%	
FT %:	3-3	100.0%	0-0	0.0%	1-2	50.0%	4-8	50.0%	8-13	61.5%	

Greenfield 28 • 23-11

##	Player		Total FG-FGA	3-Ptr FG-FGA	FT-FTA	Rebounds Off	Def	Tot	PF	TP	A	TO	Blk	Stl	Min
03	Little, Brenley	*	2-4	1-3	0-0	0	2	2	0	5	1	3	0	1	32
11	Fisher, Rayanna	*	1-4	1-1	4-5	0	0	0	1	7	2	2	0	4	32
15	Alford, Emma	*	1-4	0-0	2-2	2	4	6	4	4	1	3	1	1	21
20	Vujicic, Anastyn	*	2-8	2-5	0-0	0	0	0	3	6	2	2	0	0	31
21	Abernathy, AnnaGrace	*	1-4	0-0	1-2	0	2	2	3	3	0	1	0	1	22
05	Bowers, Jayleigh		1-2	1-1	0-0	0	4	4	0	3	0	3	0	0	22
25	Lunsford, Jolie		0-0	0-0	0-0	0	0	0	0	0	0	0	0	0	0+
	Team					0	0	0							
	Totals		8-26	5-10	7-9	2	12	14	11	28	6	14	1	7	160

	1st		2nd		3rd		4th		Game		Deadball Rebounds
1st - FG %:	2-5	40.0%	4-9	44.4%	1-6	16.7%	1-6	16.7%	8-26	30.8%	1
3FG %:	2-4	50.0%	2-4	50.0%	1-1	100.0%	0-1	0.0%	5-10	50.0%	
FT %:	4-4	100.0%	0-0	0.0%	2-3	66.7%	1-2	50.0%	7-9	77.8%	

Officials: Sam Layne, Matt Hannah, Beau Carr
Technical fouls: Moore Co.-None. Greenfield-None.
Attendance:
2024 TSSAA DI-A State Tournament (Semifinals)

Score by periods	1st	2nd	3rd	4th	Total
Moore Co.	8	8	16	6	38
Greenfield	10	10	5	3	28

Moore Co. vs Greenfield

3/8/24 12:45PM at Murphy Center (Murfreesboro, TN)

1st PERIOD Play-by-Play (Page 1)

HOME TEAM: Greenfield	Time	Score	Margin	VISITORS: Moore Co.
	07:57			TURNOVR by Graham, Elle
STEAL by Fisher, Rayanna	07:56			
TURNOVR by Alford, Emma	07:47			
	06:36	0-2	V 2	GOOD! JUMPER by Graham, Elle [PNT]
	06:36			ASSIST by Harder, Audrey
MISSED 3 PTR by Vujicic, Anastyn	06:19			REBOUND (DEF) by Harder, Audrey
	06:10			MISSED 3 PTR by Graham, Elle
	06:10			REBOUND (OFF) by Harder, Audrey
REBOUND (DEF) by Alford, Emma	05:53			MISSED 3 PTR by Harder, Audrey
MISSED 3 PTR by Little, Brenley	05:21			REBOUND (DEF) by Fletcher, Katie
	05:02			MISSED 3 PTR by Dingler, Madison
	05:02			REBOUND (OFF) by Harder, Audrey
	04:52			MISSED 3 PTR by Harder, Anna
	04:52			REBOUND (OFF) by Harder, Audrey
STEAL by Fisher, Rayanna	04:45			TURNOVR by Harder, Audrey
	04:44			FOUL by Harder, Anna (P1T1)
GOOD! FT SHOT by Alford, Emma	04:19	1-2	V 1	FOUL by Fletcher, Katie (P1T2)
GOOD! FT SHOT by Alford, Emma	04:19	2-2	T 1	
	03:32			MISSED LAYUP by Graham, Elle
	03:32			REBOUND (OFF) by (TEAM)
	03:25			TURNOVR by Dingler, Madison
STEAL by Fisher, Rayanna	03:23			
	03:19			FOUL by Harder, Anna (P2T3)
	03:19			TIMEOUT 30sec
GOOD! FT SHOT by Fisher, Rayanna	03:19	3-2	H 1	
GOOD! FT SHOT by Fisher, Rayanna	03:19	4-2	H 2	
	03:19			SUB IN : Sazonov, Emma
	03:19			SUB OUT: Harder, Anna
	02:50	4-5	V 1	GOOD! 3 PTR by Dingler, Madison
	02:50			ASSIST by Harder, Audrey
	02:34			FOUL by Sazonov, Emma (P1T4)
SUB IN : Bowers, Jayleigh	02:34			
SUB OUT: Abernathy, AnnaGrace	02:34			
GOOD! 3 PTR by Vujicic, Anastyn	02:19	7-5	H 2	
ASSIST by Alford, Emma	02:19			
FOUL by Alford, Emma (P1T1)	01:51			
FOUL by Fisher, Rayanna (P1T2)	01:45	7-6	H 1	GOOD! FT SHOT by Dingler, Madison
	01:45	7-7	T 2	GOOD! FT SHOT by Dingler, Madison
	01:45	7-8	V 1	GOOD! FT SHOT by Dingler, Madison
TIMEOUT 30sec	01:36			
GOOD! 3 PTR by Little, Brenley	01:17	10-8	H 2	
ASSIST by Vujicic, Anastyn	01:17			
REBOUND (DEF) by Alford, Emma	00:45			MISSED LAYUP by Sazonov, Emma
MISSED JUMPER by Vujicic, Anastyn	00:19			REBOUND (DEF) by Graham, Elle
	00:09			FOUL by Graham, Elle (P1T5)
	00:09			TURNOVR by Graham, Elle
SUB IN : Abernathy, AnnaGrace	00:09			
SUB OUT: Alford, Emma	00:09			
TURNOVR by Bowers, Jayleigh	00:01			

Greenfield 10, Moore Co. 8

1st period-only	In Paint	Off T/O	2nd Chance	Fast Break	Bench	
Moore Co.	2	2	0	0	0	Score tied - 2 times.
Greenfield	0	4	0	0	0	Lead changed - 5 times.

Moore Co. vs Greenfield

3/8/24 12:45PM at Murphy Center (Murfreesboro, TN)

2nd PERIOD Play-by-Play (Page 1)

HOME TEAM: Greenfield	Time	Score	Margin	VISITORS: Moore Co.
SUB IN : Bowers, Jayleigh	08:00			SUB IN : Sazonov, Emma
SUB OUT: Alford, Emma	08:00			SUB OUT: Harder, Anna
TURNOVR by Fisher, Rayanna	07:49			
	07:48			STEAL by Fletcher, Katie
	07:44	10-10	T 3	GOOD! LAYUP by Dingler, Madison [FB/PNT]
	07:44			ASSIST by Fletcher, Katie
GOOD! 3 PTR by Fisher, Rayanna	06:57	13-10	H 3	
ASSIST by Vujicic, Anastyn	06:57			
	06:40			TURNOVR by Sazonov, Emma
SUB IN : Alford, Emma	06:39			SUB IN : Harder, Anna
SUB OUT: Vujicic, Anastyn	06:39			SUB OUT: Sazonov, Emma
MISSED LAYUP by Abernathy, AnnaGrace	06:29			
REBOUND (OFF) by Alford, Emma	06:29			
MISSED LAYUP by Alford, Emma	06:27			
REBOUND (OFF) by Alford, Emma	06:27			
GOOD! LAYUP by Alford, Emma [PNT]	06:24	15-10	H 5	
	05:40			MISSED 3 PTR by Harder, Anna
	05:40			REBOUND (OFF) by Graham, Elle
	05:35	15-12	H 3	GOOD! LAYUP by Graham, Elle [PNT]
TURNOVR by Little, Brenley	05:29			STEAL by Graham, Elle
FOUL by Alford, Emma (P2T3)	05:16			
SUB IN : Vujicic, Anastyn	05:16			
SUB OUT: Little, Brenley	05:16			
	05:02			MISSED 3 PTR by Dingler, Madison
	05:02			REBOUND (OFF) by Graham, Elle
REBOUND (DEF) by Bowers, Jayleigh	04:57			MISSED JUMPER by Graham, Elle
	04:53			FOUL by Harder, Anna (P3T6)
SUB IN : Little, Brenley	04:53			SUB IN : Sazonov, Emma
SUB OUT: Alford, Emma	04:53			SUB OUT: Harder, Anna
MISSED LAYUP by Abernathy, AnnaGrace	04:21			REBOUND (DEF) by Harder, Audrey
REBOUND (DEF) by Abernathy, AnnaGrace	04:00			MISSED 3 PTR by Harder, Audrey
GOOD! 3 PTR by Bowers, Jayleigh	03:47	18-12	H 6	
ASSIST by Fisher, Rayanna	03:47			
	03:43			TIMEOUT TEAM
	03:20			MISSED 3 PTR by Dingler, Madison
	03:20			REBOUND (OFF) by (DEADBALL)
FOUL by Abernathy, AnnaGrace (P1T4)	03:15			
	03:14	18-14	H 4	GOOD! LAYUP by Fletcher, Katie [PNT]
	03:14			ASSIST by Dingler, Madison
	02:58			FOUL by Dingler, Madison (P1T7)
	02:42			FOUL by Graham, Elle (P2T8)
GOOD! JUMPER by Abernathy, AnnaGrace [	02:36	20-14	H 6	
ASSIST by Little, Brenley	02:36			
	02:18			TURNOVR by Sazonov, Emma
STEAL by Little, Brenley	02:17			
TURNOVR by Bowers, Jayleigh	01:33			
REBOUND (DEF) by Abernathy, AnnaGrace	01:13			MISSED JUMPER by Graham, Elle
MISSED 3 PTR by Vujicic, Anastyn	00:53			REBOUND (DEF) by Graham, Elle
STEAL by Abernathy, AnnaGrace	00:47			TURNOVR by Graham, Elle
TURNOVR by Abernathy, AnnaGrace	00:46			
	00:21			MISSED JUMPER by Fletcher, Katie
	00:21			REBOUND (OFF) by Graham, Elle
	00:18	20-16	H 4	GOOD! LAYUP by Graham, Elle [PNT]
MISSED 3 PTR by Little, Brenley	00:04			REBOUND (DEF) by Graham, Elle

Greenfield 20, Moore Co. 16

2nd period-only	In Paint	Off T/O	2nd Chance	Fast Break	Bench
Moore Co.	8	4	4	2	0
Greenfield	4	2	2	0	3

Score tied - 1 time.
Lead changed - 0 times.

Moore Co. vs Greenfield

3/8/24 12:45PM at Murphy Center (Murfreesboro, TN)

3rd PERIOD Play-by-Play (Page 1)

HOME TEAM: Greenfield	Time	Score	Margin	VISITORS: Moore Co.
	08:00			SUB IN : Sazonov, Emma
	08:00			SUB OUT: Harder, Anna
	07:53	20-19	H 1	GOOD! 3 PTR by Sazonov, Emma
	07:53			ASSIST by Fletcher, Katie
GOOD! 3 PTR by Vujicic, Anastyn	07:31	23-19	H 4	
ASSIST by Fisher, Rayanna	07:31			
REBOUND (DEF) by Alford, Emma	07:12			MISSED 3 PTR by Sazonov, Emma
TURNOVR by Alford, Emma	06:56			
	06:52			STEAL by Graham, Elle
	06:51	23-21	H 2	GOOD! LAYUP by Graham, Elle [FB/PNT]
TURNOVR by Fisher, Rayanna	06:34			
	06:33			STEAL by Graham, Elle
	06:26	23-24	V 1	GOOD! 3 PTR by Dingler, Madison [FB]
	06:26			ASSIST by Graham, Elle
TIMEOUT 30sec	06:18			
FOUL by Vujicic, Anastyn (P1T1)	06:12			
TURNOVR by Vujicic, Anastyn	06:12			
SUB IN : Bowers, Jayleigh	06:12			
SUB OUT: Alford, Emma	06:12			
REBOUND (DEF) by Bowers, Jayleigh	05:56			MISSED 3 PTR by Harder, Audrey
MISSED LAYUP by Fisher, Rayanna	05:00			REBOUND (DEF) by Graham, Elle
	04:36	23-26	V 3	GOOD! LAYUP by Graham, Elle [PNT]
	04:36			ASSIST by Fletcher, Katie
MISSED JUMPER by Bowers, Jayleigh	04:18			BLOCK by Fletcher, Katie
	04:16			REBOUND (DEF) by Graham, Elle
	04:11	23-28	V 5	GOOD! LAYUP by Dingler, Madison [FB/PNT]
	04:11			ASSIST by Graham, Elle
	03:58			FOUL by Dingler, Madison (P2T1)
SUB IN : Alford, Emma	03:58			
SUB OUT: Abernathy, AnnaGrace	03:58			
MISSED JUMPER by Alford, Emma	03:40			REBOUND (DEF) by Sazonov, Emma
	03:17			TURNOVR by Harder, Audrey
MISSED JUMPER by Vujicic, Anastyn	02:57			REBOUND (DEF) by Harder, Audrey
	02:41	23-31	V 8	GOOD! 3 PTR by Sazonov, Emma
	02:41			ASSIST by Harder, Audrey
TIMEOUT 30sec	02:32			
MISSED FT SHOT by Fisher, Rayanna	02:16			FOUL by Graham, Elle (P3T2)
REBOUND (OFF) by (DEADBALL)	02:16			
TURNOVR by Alford, Emma	02:16			
	02:16			SUB IN : Tucker, Bella
	02:16			SUB OUT: Graham, Elle
	01:20			TURNOVR by Sazonov, Emma
STEAL by Alford, Emma	01:19			
GOOD! FT SHOT by Fisher, Rayanna	01:07	24-31	V 7	FOUL by Dingler, Madison (P3T3)
GOOD! FT SHOT by Fisher, Rayanna	01:07	25-31	V 6	
SUB IN : Abernathy, AnnaGrace	01:07			
SUB OUT: Bowers, Jayleigh	01:07			
FOUL by Vujicic, Anastyn (P2T2)	00:30			MISSED FT SHOT by Sazonov, Emma
	00:30			REBOUND (OFF) by (DEADBALL)
	00:30	25-32	V 7	GOOD! FT SHOT by Sazonov, Emma
TURNOVR by Vujicic, Anastyn	00:29			
	00:27			STEAL by Dingler, Madison
STEAL by Fisher, Rayanna	00:25			TURNOVR by Dingler, Madison
MISSED LAYUP by Fisher, Rayanna	00:20			REBOUND (DEF) by Fletcher, Katie
	00:05			TURNOVR by Fletcher, Katie

Moore Co. 32, Greenfield 25

3rd period-only	In Paint	Off T/O	2nd Chance	Fast Break	Bench	
Moore Co.	6	5	0	7	7	Score tied - 0 times.
Greenfield	0	2	0	0	0	Lead changed - 1 time.

Moore Co. vs Greenfield

3/8/24 12:45PM at Murphy Center (Murfreesboro, TN)

4th PERIOD Play-by-Play (Page 1)

HOME TEAM: Greenfield	Time	Score	Margin	VISITORS: Moore Co.
	08:00			SUB IN : Sazonov, Emma
	08:00			SUB OUT: Harder, Audrey
MISSED LAYUP by Abernathy, AnnaGrace	07:12			REBOUND (DEF) by Harder, Anna
SUB IN : Bowers, Jayleigh	07:07			
SUB OUT: Abernathy, AnnaGrace	07:07			
	06:44	25-34	V 9	GOOD! LAYUP by Graham, Elle [PNT]
TURNOVR by Little, Brenley	06:31			
REBOUND (DEF) by Alford, Emma	05:50			MISSED JUMPER by Graham, Elle
MISSED LAYUP by Alford, Emma	05:35			REBOUND (DEF) by Fletcher, Katie
REBOUND (DEF) by Bowers, Jayleigh	05:11			MISSED LAYUP by Graham, Elle
MISSED LAYUP by Fisher, Rayanna	05:03			REBOUND (DEF) by Graham, Elle
BLOCK by Alford, Emma	04:37			MISSED JUMPER by Graham, Elle
	04:36			REBOUND (OFF) by Harder, Anna
REBOUND (DEF) by Bowers, Jayleigh	04:18			MISSED 3 PTR by Graham, Elle
MISSED 3 PTR by Vujicic, Anastyn	04:09			REBOUND (DEF) by Graham, Elle
FOUL by Alford, Emma (P3T3)	03:51	25-35	V 10	GOOD! FT SHOT by Graham, Elle
	03:51	25-36	V 11	GOOD! FT SHOT by Graham, Elle
SUB IN : Abernathy, AnnaGrace	03:51			
SUB OUT: Alford, Emma	03:51			
GOOD! FT SHOT by Abernathy, AnnaGrace	03:31	26-36	V 10	FOUL by Harder, Anna (P4T4)
MISSED FT SHOT by Abernathy, AnnaGrace	03:31			REBOUND (DEF) by Graham, Elle
FOUL by Abernathy, AnnaGrace (P2T4)	02:48			
FOUL by Abernathy, AnnaGrace (P3T5)	02:40			MISSED FT SHOT by Graham, Elle
	02:40			REBOUND (OFF) by (DEADBALL)
	02:40	26-37	V 11	GOOD! FT SHOT by Graham, Elle
TURNOVR by Little, Brenley	02:24			
	02:20			MISSED LAYUP by Fletcher, Katie
	02:20			REBOUND (OFF) by Harder, Anna
FOUL by Vujicic, Anastyn (P3T6)	02:18			MISSED FT SHOT by Harder, Anna
	02:18			REBOUND (OFF) by (DEADBALL)
REBOUND (DEF) by Little, Brenley	02:18			MISSED FT SHOT by Harder, Anna
SUB IN : Alford, Emma	02:18			
SUB OUT: Abernathy, AnnaGrace	02:18			
TURNOVR by Bowers, Jayleigh	01:55			STEAL by Harder, Anna
REBOUND (DEF) by Little, Brenley	00:54			MISSED LAYUP by Dingler, Madison
MISSED JUMPER by Vujicic, Anastyn	00:43			REBOUND (DEF) by Graham, Elle
FOUL by Alford, Emma (P4T7)	00:18			MISSED FT SHOT by Graham, Elle
	00:18			REBOUND (OFF) by (DEADBALL)
	00:18	26-38	V 12	GOOD! FT SHOT by Graham, Elle
SUB IN : Abernathy, AnnaGrace	00:18			
SUB IN : Lunsford, Jolie	00:18			
SUB OUT: Alford, Emma	00:18			
SUB OUT: Vujicic, Anastyn	00:18			
GOOD! JUMPER by Little, Brenley [PNT]	00:04	28-38	V 10	

Moore Co. 38, Greenfield 28

4th period-only	In Paint	Off T/O	2nd Chance	Fast Break	Bench	
Moore Co.	2	0	0	0	0	Score tied - 0 times.
Greenfield	2	0	0	0	0	Lead changed - 0 times.

Official Basketball Box Score -- 1st Period-Only
Moore Co. vs Greenfield
3/8/24 12:45PM at Murphy Center (Murfreesboro, TN)

Moore Co. 8 • 27-8

##	Player		Total FG-FGA	3-Ptr FG-FGA	FT-FTA	Rebounds Off	Def	Tot	PF	TP	A	TO	Blk	Stl	Min
13	Fletcher, Katie	*	0-0	0-0	0-0	0	1	1	1	0	0	0	0	0	8
20	Graham, Elle	*	1-3	0-1	0-0	0	1	1	1	2	0	2	0	0	8
22	Dingler, Madison	*	1-2	1-2	3-3	0	0	0	0	6	0	1	0	0	8
23	Harder, Audrey	*	0-1	0-1	0-0	3	1	4	0	0	2	1	0	0	8
24	Harder, Anna	*	0-1	0-1	0-0	0	0	0	2	0	0	0	0	0	4
15	Sazonov, Emma		0-1	0-0	0-0	0	0	0	1	0	0	0	0	0	3
	Team					1	0	1							
	Totals		2-8	1-5	3-3	4	3	7	5	8	2	4	0	0	-

FG %: 2-8 25.0%
3FG %: 1-5 20.0%
FT %: 3-3 100.0

Deadball Rebounds
0

Greenfield 10 • 23-11

##	Player		Total FG-FGA	3-Ptr FG-FGA	FT-FTA	Rebounds Off	Def	Tot	PF	TP	A	TO	Blk	Stl	Min
03	Little, Brenley	*	1-2	1-2	0-0	0	0	0	0	3	0	0	0	0	8
11	Fisher, Rayanna	*	0-0	0-0	2-2	0	0	0	1	2	0	0	0	3	8
15	Alford, Emma	*	0-0	0-0	2-2	0	2	2	1	2	1	1	0	0	7
20	Vujicic, Anastyn	*	1-3	1-2	0-0	0	0	0	0	3	1	0	0	0	8
21	Abernathy, AnnaGrace	*	0-0	0-0	0-0	0	0	0	0	0	0	0	0	0	5
05	Bowers, Jayleigh		0-0	0-0	0-0	0	0	0	0	0	0	1	0	0	2
	Team					0	0	0							
	Totals		2-5	2-4	4-4	0	2	2	2	10	2	2	0	3	-

FG %: 2-5 40.0%
3FG %: 2-4 50.0%
FT %: 4-4 100.0

Deadball Rebounds
0

Officials: Sam Layne, Matt Hannah, Beau Carr
Technical fouls: Moore Co.-None. Greenfield-None.
Attendance:
2024 TSSAA DI-A State Tournament (Semifinals)

Score by periods	1st	2nd	3rd	4th	Total
Moore Co.	8	0	0	0	8
Greenfield	10	0	0	0	10

Official Basketball Box Score -- 2nd Period-Only
Moore Co. vs Greenfield
3/8/24 12:45PM at Murphy Center (Murfreesboro, TN)

Moore Co. 8 • 27-8

			Total	3-Ptr		Rebounds									
##	Player		FG-FGA	FG-FGA	FT-FTA	Off	Def	Tot	PF	TP	A	TO	Blk	Stl	Min
13	Fletcher, Katie	*	1-2	0-0	0-0	0	0	0	0	2	1	0	0	1	8
20	Graham, Elle	*	2-4	0-0	0-0	3	2	5	1	4	0	1	0	1	8
22	Dingler, Madison	*	1-3	0-2	0-0	0	0	0	1	2	1	0	0	0	8
23	Harder, Audrey	*	0-1	0-1	0-0	0	1	1	0	0	0	0	0	0	8
24	Harder, Anna	*	0-1	0-1	0-0	0	0	0	1	0	0	0	0	0	1
15	Sazonov, Emma		0-0	0-0	0-0	0	0	0	0	0	0	2	0	0	6
	Team					0	0	0							
	Totals		4-11	0-4	0-0	3	3	6	3	8	2	3	0	2	-

FG %: 4-11 36.4%
3FG %: 0-4 0.0%
FT %: 0-0 0.0%

Deadball Rebounds
1

Greenfield 10 • 23-11

			Total	3-Ptr		Rebounds									
##	Player		FG-FGA	FG-FGA	FT-FTA	Off	Def	Tot	PF	TP	A	TO	Blk	Stl	Min
03	Little, Brenley	*	0-1	0-1	0-0	0	0	0	0	0	1	1	0	1	7
11	Fisher, Rayanna	*	1-1	1-1	0-0	0	0	0	0	3	1	1	0	0	8
15	Alford, Emma	*	1-2	0-0	0-0	2	0	2	1	2	0	0	0	0	1
20	Vujicic, Anastyn	*	0-1	0-1	0-0	0	0	0	0	0	1	0	0	0	6
21	Abernathy, AnnaGrace	*	1-3	0-0	0-0	0	2	2	1	2	0	1	0	1	8
05	Bowers, Jayleigh		1-1	1-1	0-0	0	1	1	0	3	0	1	0	0	8
	Team					0	0	0							
	Totals		4-9	2-4	0-0	2	3	5	2	10	3	4	0	2	-

FG %: 4-9 44.4%
3FG %: 2-4 50.0%
FT %: 0-0 0.0%

Deadball Rebounds
0

Officials: Sam Layne, Matt Hannah, Beau Carr
Technical fouls: Moore Co.-None. Greenfield-None.
Attendance:
2024 TSSAA DI-A State Tournament (Semifinals)

Score by periods	1st	2nd	3rd	4th	Total
Moore Co.	0	8	0	0	8
Greenfield	0	10	0	0	10

Official Basketball Box Score -- 3rd Period-Only
Moore Co. vs Greenfield
3/8/24 12:45PM at Murphy Center (Murfreesboro, TN)

Moore Co. 16 • 27-8

##	Player		Total FG-FGA	3-Ptr FG-FGA	FT-FTA	Rebounds Off	Def	Tot	PF	TP	A	TO	Blk	Stl	Min
13	Fletcher, Katie	*	0-0	0-0	0-0	0	1	1	0	0	2	1	1	0	8
20	Graham, Elle	*	2-2	0-0	0-0	0	2	2	1	4	2	0	0	2	5
22	Dingler, Madison	*	2-2	1-1	0-0	0	0	0	2	5	0	1	0	1	8
23	Harder, Audrey	*	0-1	0-1	0-0	0	1	1	0	0	1	1	0	0	8
10	Tucker, Bella		0-0	0-0	0-0	0	0	0	0	0	0	0	0	0	2
15	Sazonov, Emma		2-3	2-3	1-2	0	1	1	0	7	0	1	0	0	8
	Team					0	0	0							
	Totals		6-8	3-5	1-2	0	5	5	3	16	5	4	1	3	-

FG %: 6-8 75.0%
3FG %: 3-5 60.0%
FT %: 1-2 50.0%

Deadball Rebounds
1

Greenfield 5 • 23-11

##	Player		Total FG-FGA	3-Ptr FG-FGA	FT-FTA	Rebounds Off	Def	Tot	PF	TP	A	TO	Blk	Stl	Min
03	Little, Brenley	*	0-0	0-0	0-0	0	0	0	0	0	0	0	0	0	8
11	Fisher, Rayanna	*	0-2	0-0	2-3	0	0	0	0	2	1	1	0	1	8
15	Alford, Emma	*	0-1	0-0	0-0	0	1	1	0	0	0	2	0	1	5
20	Vujicic, Anastyn	*	1-2	1-1	0-0	0	0	0	2	3	0	2	0	0	8
21	Abernathy, AnnaGrace	*	0-0	0-0	0-0	0	0	0	0	0	0	0	0	0	5
05	Bowers, Jayleigh		0-1	0-0	0-0	0	1	1	0	0	0	0	0	0	5
	Team					0	0	0							
	Totals		1-6	1-1	2-3	0	2	2	2	5	1	5	0	2	-

FG %: 1-6 16.7%
3FG %: 1-1 100.0
FT %: 2-3 66.7%

Deadball Rebounds
1

Officials: Sam Layne, Matt Hannah, Beau Carr
Technical fouls: Moore Co.-None. Greenfield-None.
Attendance:
2024 TSSAA DI-A State Tournament (Semifinals)

Score by periods	1st	2nd	3rd	4th	Total
Moore Co.	0	0	16	0	16
Greenfield	0	0	5	0	5

Official Basketball Box Score -- 4th Period-Only
Moore Co. vs Greenfield
3/8/24 12:45PM at Murphy Center (Murfreesboro, TN)

Moore Co. 6 • 27-8

##	Player		Total FG-FGA	3-Ptr FG-FGA	FT-FTA	Rebounds Off	Def	Tot	PF	TP	A	TO	Blk	Stl	Min
13	Fletcher, Katie	*	0-1	0-0	0-0	0	1	1	0	0	0	0	0	0	8
20	Graham, Elle	*	1-5	0-1	4-6	0	4	4	0	6	0	0	0	0	8
22	Dingler, Madison	*	0-1	0-0	0-0	0	0	0	0	0	0	0	0	0	8
24	Harder, Anna	*	0-0	0-0	0-2	2	1	3	1	0	0	0	0	1	8
15	Sazonov, Emma		0-0	0-0	0-0	0	0	0	0	0	0	0	0	0	8
	Team					0	0	0							
	Totals		1-7	0-1	4-8	2	6	8	1	6	0	0	0	1	-

FG %: 1-7 14.3%
3FG %: 0-1 0.0%
FT %: 4-8 50.0%

Deadball Rebounds
3

Greenfield 3 • 23-11

##	Player		Total FG-FGA	3-Ptr FG-FGA	FT-FTA	Rebounds Off	Def	Tot	PF	TP	A	TO	Blk	Stl	Min
03	Little, Brenley	*	1-1	0-0	0-0	0	2	2	0	2	0	2	0	0	8
11	Fisher, Rayanna	*	0-1	0-0	0-0	0	0	0	0	0	0	0	0	0	8
15	Alford, Emma	*	0-1	0-0	0-0	0	1	1	2	0	0	0	1	0	6
20	Vujicic, Anastyn	*	0-2	0-1	0-0	0	0	0	1	0	0	0	0	0	7
21	Abernathy, AnnaGrace	*	0-1	0-0	1-2	0	0	0	2	1	0	0	0	0	2
05	Bowers, Jayleigh		0-0	0-0	0-0	0	2	2	0	0	0	1	0	0	7
25	Lunsford, Jolie		0-0	0-0	0-0	0	0	0	0	0	0	0	0	0	0+
	Team					0	0	0							
	Totals		1-6	0-1	1-2	0	5	5	5	3	0	3	1	0	-

FG %: 1-6 16.7%
3FG %: 0-1 0.0%
FT %: 1-2 50.0%

Deadball Rebounds
0

Officials: Sam Layne, Matt Hannah, Beau Carr
Technical fouls: Moore Co.-None. Greenfield-None.
Attendance:
2024 TSSAA DI-A State Tournament (Semifinals)

Score by periods	1st	2nd	3rd	4th	Total
Moore Co.	0	0	0	6	6
Greenfield	0	0	0	3	3

Official Basketball Box Score -- Game Totals -- Final Statistics

Pickett Co. vs Moore Co.

3/9/24 3:30PM at Murphy Center (Murfreesboro, TN)

Pickett Co. 56 • 29-2

##	Player		Total FG-FGA	3-Ptr FG-FGA	FT-FTA	Rebounds Off	Def	Tot	PF	TP	A	TO	Blk	Stl	Min
12	Amonett, Allie	*	2-3	0-0	0-0	0	2	2	1	4	1	1	1	1	21
13	Keisling, Ella	*	7-11	4-8	0-0	0	1	1	2	18	0	1	0	1	27
30	Nicholas, Zoey	*	2-9	0-2	1-2	2	5	7	4	5	7	6	0	2	28
33	Lowe, Emmy	*	4-4	0-0	2-2	0	5	5	3	10	2	3	0	2	21
44	Reeder, Callie	*	4-6	1-1	3-4	3	5	8	2	12	2	3	1	2	32
03	Tompkins, Emma		0-0	0-0	0-0	0	0	0	0	0	0	0	0	0	0+
15	Wood, Kylie		0-0	0-0	0-0	0	0	0	0	0	0	0	0	0	0+
24	Tompkins, Kaylee		0-0	0-0	1-2	0	2	2	1	1	2	0	1	1	16
45	Lowe, Addy		2-5	2-5	0-0	1	3	4	2	6	1	1	0	1	15
	Team					0	1	1				1			
	Totals		21-38	7-16	7-10	6	24	30	15	56	15	16	3	10	160

	1st		2nd		3rd		4th		Game		Deadball Rebounds
FG %:	4-11	36.4%	5-11	45.5%	8-12	66.7%	4-4	100.0%	21-38	55.3%	2
3FG %:	3-6	50.0%	1-6	16.7%	2-3	66.7%	1-1	100.0%	7-16	43.8%	
FT %:	0-0	0.0%	1-2	50.0%	3-4	75.0%	3-4	75.0%	7-10	70.0%	

Moore Co. 45 • 27-9

##	Player		Total FG-FGA	3-Ptr FG-FGA	FT-FTA	Rebounds Off	Def	Tot	PF	TP	A	TO	Blk	Stl	Min
13	Fletcher, Katie	*	3-14	2-11	2-4	4	0	4	3	10	2	2	2	1	32
20	Graham, Elle	*	5-12	0-1	2-2	3	6	9	2	12	2	7	0	3	32
22	Dingler, Madison	*	0-6	0-2	2-4	0	2	2	2	2	5	3	0	1	32
23	Harder, Audrey	*	0-0	0-0	0-0	1	0	1	0	0	0	1	0	0	14
24	Harder, Anna	*	3-8	2-7	0-1	0	3	3	3	8	0	1	0	1	29
15	Sazonov, Emma		5-11	3-6	0-1	4	0	4	2	13	1	1	0	1	21
	Team					3	1	4							
	Totals		16-51	7-27	6-12	15	12	27	12	45	10	15	2	7	160

	1st		2nd		3rd		4th		Game		Deadball Rebounds
FG %:	2-16	12.5%	0-8	0.0%	8-15	53.3%	6-12	50.0%	16-51	31.4%	2
3FG %:	2-9	22.2%	0-6	0.0%	3-7	42.9%	2-5	40.0%	7-27	25.9%	
FT %:	0-0	0.0%	5-8	62.5%	0-0	0.0%	1-4	25.0%	6-12	50.0%	

Officials: Jeremy Hall, Jerry Bentley and Mark Morrison
Technical fouls: Pickett Co.-None. Moore Co.-None.
Attendance:
All-Tournament Team: Blair Baugus (Wayne Co.), Jacqueline Keaton (Wayne Co.)
Rayanna Fisher (Greenfield), Elle Graham (Moore Co.), Madison Dingler (Moore)
Emmy Lowe (Pickett Co.), Zoey Nicholas (Pickett Co.), Katie Fletcher (Moore)
Ella Kiesling (Pickett Co.), and Callie Reeder (MVP, Pickett Co.)

Score by periods	1st	2nd	3rd	4th	Total
Pickett Co.	11	12	21	12	56
Moore Co.	6	5	19	15	45

Points	In Paint	Off T/O	2nd Chance	Fast Break	Bench
PICKET~	24	15	1	14	7
MOORE	16	9	13	5	13

Last FG - PICKET~1 4th-04:11, MOORE 4th-00:04.
Largest lead - PICKET~1 by 20 4th-04:11, MOORE by 1 1st-06:49.
PICKET~1 led for 29:55. MOORE led for 01:22. Game was tied for 00:43.

Score tied - 0 times.
Lead changed - 2 times.

Pickett Co. vs Moore Co.

3/9/24 3:30PM at Murphy Center (Murfreesboro, TN)

1st PERIOD Play-by-Play (Page 1)

HOME TEAM: Moore Co.	Time	Score	Margin	VISITORS: Pickett Co.
TURNOVR by Graham, Elle	07:42			
	07:40			STEALVbybReeder,rCallieie
MISSED 3 PTR by Fletcher, Katie	07:25			REBOUND (DEF) by Lowe, Emmy
	07:17	0-2	V 2	GOOD! LAYUP by Lowe, Emmy [PNT]
GOOD! 3 PTR by Harder, Anna	06:49	3-2	H 1	
ASSIST by Dingler, Madison	06:49			
	06:24			MISSED LAYUP by Nicholas, Zoey
	06:24			REBOUND (OFF) by Nicholas, Zoey
REBOUND (DEF) by Graham, Elle	06:18			MISSED 3 PTR by Keisling, Ella
MISSED LAYUP by Dingler, Madison	06:11			REBOUND (DEF) by Lowe, Emmy
	06:05			TURNOVR by Reeder, Callie
MISSED 3 PTR by Harder, Anna	05:44			REBOUND (DEF) by Amonett, Allie
FOUL by Graham, Elle (P1T1)	05:42			
	05:27	3-5	V 2	GOOD! 3 PTR by Keisling, Ella
	05:27			ASSIST by Lowe, Emmy
	05:13			FOUL by Lowe, Emmy (P1T1)
MISSED 3 PTR by Fletcher, Katie	05:03			REBOUND (DEF) by Nicholas, Zoey
	04:55			TURNOVR by Nicholas, Zoey
TIMEOUT MEDIA	04:55			
TURNOVR by Graham, Elle	04:51			
	04:50			STEAL by Lowe, Emmy
REBOUND (DEF) by Dingler, Madison	04:48			MISSED 3 PTR by Nicholas, Zoey
MISSED JUMPER by Graham, Elle	04:37			
REBOUND (OFF) by Fletcher, Katie	04:37			
MISSED 3 PTR by Dingler, Madison	04:23			REBOUND (DEF) by Nicholas, Zoey
	04:11	3-8	V 5	GOOD! 3 PTR by Keisling, Ella
	04:11			ASSIST by Amonett, Allie
MISSED LAYUP by Dingler, Madison	03:35			BLOCK by Amonett, Allie
REBOUND (OFF) by (TEAM)	03:35			
TURNOVR by Graham, Elle	03:30			
FOUL by Harder, Anna (P1T2)	03:17			
	03:09			FOUL by Lowe, Emmy (P2T2)
	03:09			TURNOVR by Lowe, Emmy
	03:09			SUB IN : Lowe, Addy
	03:09			SUB OUT: Lowe, Emmy
TURNOVR by Graham, Elle	03:02			
	03:01			STEAL by Amonett, Allie
	03:00			MISSED LAYUP by Amonett, Allie
	03:00			REBOUND (OFF) by Lowe, Addy
	02:59			TURNOVR by Lowe, Addy
SUB IN : Sazonov, Emma	02:59			
SUB OUT: Harder, Audrey	02:59			
GOOD! 3 PTR by Harder, Anna	02:45	6-8	V 2	
ASSIST by Graham, Elle	02:45			
REBOUND (DEF) by Graham, Elle	02:31			MISSED LAYUP by Nicholas, Zoey
MISSED JUMPER by Graham, Elle	02:23			
REBOUND (OFF) by Fletcher, Katie	02:23			
	02:21			FOUL by Lowe, Addy (P1T3)
MISSED 3 PTR by Dingler, Madison	02:15			
REBOUND (OFF) by Sazonov, Emma	02:15			
MISSED 3 PTR by Fletcher, Katie	02:09			REBOUND (DEF) by Keisling, Ella
REBOUND (DEF) by Graham, Elle	01:25			MISSED 3 PTR by Keisling, Ella
MISSED LAYUP by Dingler, Madison	01:12			REBOUND (DEF) by Amonett, Allie
REBOUND (DEF) by (TEAM)	01:03			MISSED LAYUP by Nicholas, Zoey
MISSED 3 PTR by Harder, Anna	00:40			
REBOUND (OFF) by Sazonov, Emma	00:40			
MISSED JUMPER by Fletcher, Katie	00:34			BLOCK by Reeder, Callie
REBOUND (OFF) by (TEAM)	00:34			
	00:34			SUB IN : Tompkins, Kaylee
	00:34			SUB OUT: Amonett, Allie
MISSED LAYUP by Sazonov, Emma	00:22			

Pickett Co. vs Moore Co.

3/9/24 3:30PM at Murphy Center (Murfreesboro, TN)

1st PERIOD Play-by-Play (Page 2)

HOME TEAM: Moore Co.	Time	Score	Margin	VISITORS: Pickett Co.
	00:22			REBOUND (DEF) by Lowe, Addy
	00:05	6-11	V 5	GOOD! 3 PTR by Lowe, Addy
	00:05			ASSIST by Nicholas, Zoey

Pickett Co. 11, Moore Co. 6

1st period-only	In Paint	Off T/O	2nd Chance	Fast Break	Bench	
Pickett Co.	2	0	0	0	3	Score tied - 0 times.
Moore Co.	0	3	0	0	0	Lead changed - 2 times.

Pickett Co. vs Moore Co.

3/9/24 3:30PM at Murphy Center (Murfreesboro, TN)

2nd PERIOD Play-by-Play (Page 1)

HOME TEAM: Moore Co.	Time	Score	Margin	VISITORS: Pickett Co.
SUB IN : Sazonov, Emma	08:00			SUB IN : Lowe, Addy
SUB OUT: Harder, Audrey	08:00			SUB IN : Tompkins, Kaylee
	08:00			SUB OUT: Lowe, Emmy
	08:00			SUB OUT: Amonett, Allie
TURNOVR by Graham, Elle	07:43			
	07:28	6-14	V 8	GOOD! 3 PTR by Lowe, Addy
	07:28			ASSIST by Reeder, Callie
TIMEOUT 30sec	07:21			
SUB IN : Harder, Audrey	07:21			
SUB OUT: Sazonov, Emma	07:21			
MISSED 3 PTR by Fletcher, Katie	07:11			REBOUND (DEF) by Reeder, Callie
REBOUND (DEF) by Dingler, Madison	07:02			MISSED 3 PTR by Lowe, Addy
TURNOVR by Harder, Audrey	06:53			STEAL by Lowe, Addy
	06:46	6-16	V 10	GOOD! LAYUP by Keisling, Ella [FB/PNT]
	06:46			ASSIST by Tompkins, Kaylee
MISSED 3 PTR by Graham, Elle	06:29			
REBOUND (OFF) by Harder, Audrey	06:29			
GOOD! FT SHOT by Fletcher, Katie	06:24	7-16	V 9	FOUL by Reeder, Callie (P1T4)
GOOD! FT SHOT by Fletcher, Katie	06:24	8-16	V 8	
REBOUND (DEF) by Graham, Elle	05:42			MISSED 3 PTR by Keisling, Ella
MISSED 3 PTR by Fletcher, Katie	05:28			REBOUND (DEF) by Lowe, Addy
REBOUND (DEF) by Harder, Anna	05:08			MISSED 3 PTR by Lowe, Addy
MISSED FT SHOT by Fletcher, Katie	04:59			FOUL by Tompkins, Kaylee (P1T5)
REBOUND (OFF) by (DEADBALL)	04:59			
MISSED FT SHOT by Fletcher, Katie	04:59			
REBOUND (OFF) by (TEAM)	04:59			
	04:59			SUB IN : Amonett, Allie
	04:59			SUB OUT: Keisling, Ella
TIMEOUT MEDIA	04:57			
TURNOVR by Harder, Anna	04:42			
REBOUND (DEF) by Graham, Elle	04:14			MISSED 3 PTR by Lowe, Addy
MISSED JUMPER by Graham, Elle	04:04			REBOUND (DEF) by Tompkins, Kaylee
	03:57	8-18	V 10	GOOD! JUMPER by Nicholas, Zoey [FB]
MISSED 3 PTR by Harder, Anna	03:28			REBOUND (DEF) by Lowe, Addy
	03:22			TURNOVR by Nicholas, Zoey
SUB IN : Sazonov, Emma	03:22			
SUB OUT: Harder, Audrey	03:22			
GOOD! FT SHOT by Graham, Elle	03:07	9-18	V 9	FOUL by Amonett, Allie (P1T6)
GOOD! FT SHOT by Graham, Elle	03:07	10-18	V 8	
STEAL by Harder, Anna	02:47			TURNOVR by Nicholas, Zoey
	02:47			FOUL by Lowe, Addy (P2T7)
	02:47			SUB IN : Keisling, Ella
	02:47			SUB OUT: Lowe, Addy
MISSED 3 PTR by Sazonov, Emma	02:32			REBOUND (DEF) by Nicholas, Zoey
	02:26	10-20	V 10	GOOD! LAYUP by Reeder, Callie [FB/PNT]
	02:26			ASSIST by Nicholas, Zoey
MISSED 3 PTR by Sazonov, Emma	02:09			REBOUND (DEF) by Nicholas, Zoey
FOUL by Sazonov, Emma (P1T3)	02:00	10-21	V 11	GOOD! FT SHOT by Tompkins, Kaylee
REBOUND (DEF) by Graham, Elle	02:00			MISSED FT SHOT by Tompkins, Kaylee
TURNOVR by Fletcher, Katie	01:41			STEAL by Tompkins, Kaylee
REBOUND (DEF) by Harder, Anna	01:28			MISSED 3 PTR by Nicholas, Zoey
MISSED JUMPER by Fletcher, Katie	01:05			REBOUND (DEF) by (TEAM)
STEAL by Sazonov, Emma	00:48			TURNOVR by Reeder, Callie
TURNOVR by Sazonov, Emma	00:31			STEAL by Nicholas, Zoey
	00:27	10-23	V 13	GOOD! JUMPER by Nicholas, Zoey [FB/PNT]
GOOD! FT SHOT by Dingler, Madison	00:19	11-23	V 12	FOUL by Keisling, Ella (P1T8)
MISSED FT SHOT by Dingler, Madison	00:19			REBOUND (DEF) by Reeder, Callie
REBOUND (DEF) by Harder, Anna	00:03			MISSED JUMPER by Nicholas, Zoey

Pickett Co. vs Moore Co.

3/9/24 3:30PM at Murphy Center (Murfreesboro, TN)

2nd PERIOD Play-by-Play (Page 2)

HOME TEAM: Moore Co. | Time | Score | Margin | VISITORS: Pickett Co.

Pickett Co. 23, Moore Co. 11

2nd period-only	In Paint	Off T/O	2nd Chance	Fast Break	Bench	
Pickett Co.	6	7	0	8	4	Score tied - 0 times.
Moore Co.	0	2	2	0	0	Lead changed - 0 times.

Pickett Co. vs Moore Co.

3/9/24 3:30PM at Murphy Center (Murfreesboro, TN)

3rd PERIOD Play-by-Play (Page 1)

HOME TEAM: Moore Co.	Time	Score	Margin	VISITORS: Pickett Co.
	07:50	11-26	V 15	GOOD! 3 PTR by Keisling, Ella
	07:50			ASSIST by Nicholas, Zoey
GOOD! 3 PTR by Fletcher, Katie	07:34	14-26	V 12	
ASSIST by Dingler, Madison	07:34			
	07:12			MISSED 3 PTR by Keisling, Ella
	07:12			REBOUND (OFF) by Reeder, Callie
BLOCK by Fletcher, Katie	07:10			MISSED LAYUP by Reeder, Callie
	07:10			REBOUND (OFF) by Reeder, Callie
FOUL by Fletcher, Katie (P1T1)	07:10			MISSED FT SHOT by Reeder, Callie
	07:10			REBOUND (OFF) by (DEADBALL)
	07:10	14-27	V 13	GOOD! FT SHOT by Reeder, Callie
MISSED 3 PTR by Fletcher, Katie	07:00			
REBOUND (OFF) by Graham, Elle	07:00			
GOOD! LAYUP by Graham, Elle [PNT]	06:53	16-27	V 11	
BLOCK by Fletcher, Katie	06:39			MISSED LAYUP by Reeder, Callie
	06:37			REBOUND (OFF) by Reeder, Callie
FOUL by Fletcher, Katie (P2T2)	06:37			
	06:35			TURNOVR by Nicholas, Zoey
MISSED JUMPER by Dingler, Madison	06:00			REBOUND (DEF) by Lowe, Emmy
STEAL by Graham, Elle	05:39			TURNOVR by Nicholas, Zoey
	05:39			FOUL by Reeder, Callie (P2T1)
SUB IN : Sazonov, Emma	05:39			
SUB OUT: Harder, Audrey	05:39			
MISSED 3 PTR by Sazonov, Emma	05:26			
REBOUND (OFF) by Graham, Elle	05:26			
GOOD! LAYUP by Graham, Elle [PNT]	05:24	18-27	V 9	
	05:11	18-30	V 12	GOOD! 3 PTR by Keisling, Ella
	05:11			ASSIST by Nicholas, Zoey
TIMEOUT TEAM	05:08			
TIMEOUT media	05:08			
GOOD! LAYUP by Graham, Elle [PNT]	04:54	20-30	V 10	
ASSIST by Sazonov, Emma	04:54			
FOUL by Harder, Anna (P2T3)	04:24	20-31	V 11	GOOD! FT SHOT by Reeder, Callie
	04:24	20-32	V 12	GOOD! FT SHOT by Reeder, Callie
TURNOVR by Dingler, Madison	04:11			
	04:10			STEAL by Keisling, Ella
	04:06	20-34	V 14	GOOD! LAYUP by Keisling, Ella [FB/PNT]
TURNOVR by Dingler, Madison	03:59			
	03:43	20-36	V 16	GOOD! LAYUP by Lowe, Emmy [PNT]
	03:43			ASSIST by Reeder, Callie
GOOD! 3 PTR by Sazonov, Emma	03:22	23-36	V 13	
ASSIST by Graham, Elle	03:22			
	03:05			TURNOVR by Amonett, Allie
STEAL by Graham, Elle	03:04			
TURNOVR by Graham, Elle	03:00			
	02:59			STEAL by Lowe, Emmy
	02:57	23-38	V 15	GOOD! LAYUP by Amonett, Allie [FB/PNT]
	02:57			ASSIST by Lowe, Emmy
MISSED 3 PTR by Harder, Anna	02:32			REBOUND (DEF) by Reeder, Callie
	02:22	23-40	V 17	GOOD! LAYUP by Amonett, Allie [PNT]
	02:22			ASSIST by Nicholas, Zoey
	02:08			FOUL by Nicholas, Zoey (P1T2)
GOOD! LAYUP by Graham, Elle [PNT]	02:02	25-40	V 15	
	01:44	25-42	V 17	GOOD! LAYUP by Reeder, Callie [PNT]
	01:44			ASSIST by Nicholas, Zoey
MISSED 3 PTR by Harder, Anna	01:27			
REBOUND (OFF) by Sazonov, Emma	01:27			
GOOD! LAYUP by Sazonov, Emma [PNT]	01:24	27-42	V 15	
	01:10			TURNOVR by Nicholas, Zoey
STEAL by Fletcher, Katie	01:09			

Pickett Co. vs Moore Co.

3/9/24 3:30PM at Murphy Center (Murfreesboro, TN)

3rd PERIOD Play-by-Play (Page 2)

HOME TEAM: Moore Co.	Time	Score	Margin	VISITORS: Pickett Co.
TURNOVR by Graham, Elle	01:07			
	01:06			STEAL by Nicholas, Zoey
	01:04			MISSED JUMPER by Nicholas, Zoey
	01:04			REBOUND (OFF) by Nicholas, Zoey
	00:50			TURNOVR by (TEAM)
	00:50			SUB IN : Tompkins, Kaylee
	00:50			SUB IN : Lowe, Addy
	00:50			SUB OUT: Nicholas, Zoey
	00:50			SUB OUT: Amonett, Allie
MISSED LAYUP by Sazonov, Emma	00:37			
REBOUND (OFF) by Sazonov, Emma	00:37			
MISSED LAYUP by Sazonov, Emma	00:35			REBOUND (DEF) by Lowe, Emmy
	00:26	27-44	V 17	GOOD! LAYUP by Keisling, Ella [FB/PNT]
	00:26			ASSIST by Tompkins, Kaylee
GOOD! 3 PTR by Sazonov, Emma [FB]	00:18	30-44	V 14	
ASSIST by Dingler, Madison	00:18			

Pickett Co. 44, Moore Co. 30

3rd period-only	In Paint	Off T/O	2nd Chance	Fast Break	Bench	
Pickett Co.	12	6	1	6	0	Score tied - 0 times.
Moore Co.	10	2	6	3	8	Lead changed - 0 times.

Pickett Co. vs Moore Co.

3/9/24 3:30PM at Murphy Center (Murfreesboro, TN)

4th PERIOD Play-by-Play (Page 1)

HOME TEAM: Moore Co.	Time	Score	Margin	VISITORS: Pickett Co.
SUB IN : Sazonov, Emma	08:00			SUB IN : Tompkins, Kaylee
SUB OUT: Harder, Anna	08:00			SUB IN : Lowe, Addy
	08:00			SUB OUT: Nicholas, Zoey
	08:00			SUB OUT: Amonett, Allie
MISSED JUMPER by Graham, Elle	07:38			REBOUND (DEF) by Reeder, Callie
	07:22			FOUL by Lowe, Emmy (P3T3)
	07:22			TURNOVR by Lowe, Emmy
TURNOVR by Dingler, Madison	07:09			
	07:08			STEAL by Reeder, Callie
	06:30	30-46	V 16	GOOD! JUMPER by Lowe, Emmy [PNT]
GOOD! JUMPER by Fletcher, Katie	06:16	32-46	V 14	
ASSIST by Dingler, Madison	06:16			
	05:56	32-48	V 16	GOOD! JUMPER by Lowe, Emmy [PNT]
MISSED 3 PTR by Fletcher, Katie	05:40			REBOUND (DEF) by Lowe, Emmy
FOUL by Graham, Elle (P2T4)	05:36			
TIMEOUT 30sec	05:36			
	05:07			TURNOVR by Lowe, Emmy
MISSED LAYUP by Graham, Elle	04:54			BLOCK by Tompkins, Kaylee
	04:52			REBOUND (DEF) by Nicholas, Zoey
FOUL by Sazonov, Emma (P2T5)	04:36			
	04:36			TIMEOUT media
SUB IN : Harder, Anna	04:36			SUB IN : Nicholas, Zoey
SUB OUT: Harder, Audrey	04:36			SUB OUT: Keisling, Ella
	04:35	32-50	V 18	GOOD! JUMPER by Reeder, Callie
	04:35			ASSIST by Nicholas, Zoey
MISSED FT SHOT by Dingler, Madison	04:29			FOUL by Nicholas, Zoey (P2T4)
REBOUND (OFF) by (DEADBALL)	04:29			
GOOD! FT SHOT by Dingler, Madison	04:29	33-50	V 17	
	04:11	33-53	V 20	GOOD! 3 PTR by Reeder, Callie
	04:11			ASSIST by Lowe, Addy
GOOD! 3 PTR by Fletcher, Katie	03:47	36-53	V 17	
ASSIST by Fletcher, Katie	03:47			
FOUL by Harder, Anna (P3T6)	03:27			
	02:53			SUB IN : Keisling, Ella
	02:53			SUB IN : Amonett, Allie
	02:53			SUB OUT: Tompkins, Kaylee
	02:53			SUB OUT: Lowe, Addy
STEAL by Dingler, Madison	02:37			TURNOVR by Keisling, Ella
GOOD! LAYUP by Sazonov, Emma [FB/PNT]	02:32	38-53	V 15	
ASSIST by Dingler, Madison	02:32			
MISSED FT SHOT by Sazonov, Emma	02:32			FOUL by Nicholas, Zoey (P3T5)
	02:32			REBOUND (DEF) by Reeder, Callie
	01:55			TIMEOUT TEAM
FOUL by Fletcher, Katie (P3T7)	01:32			
FOUL by Dingler, Madison (P1T8)	01:27			MISSED FT SHOT by Nicholas, Zoey
	01:27			REBOUND (OFF) by (DEADBALL)
	01:27	38-54	V 16	GOOD! FT SHOT by Nicholas, Zoey
MISSED 3 PTR by Fletcher, Katie	01:15			
REBOUND (OFF) by Graham, Elle	01:15			
GOOD! LAYUP by Graham, Elle [PNT]	01:11	40-54	V 14	
	00:39			FOUL by Keisling, Ella (P2T6)
TURNOVRybyrFletcher,eKatie	00:39			
MISSED LAYUP by Graham, Elle	00:39			REBOUND (DEF) by Tompkins, Kaylee
	00:39			TIMEOUT 30sec
	00:39			SUB IN : Lowe, Addy
	00:39			SUB IN : Tompkins, Kaylee
	00:39			SUB OUT: Keisling, Ella
	00:39			SUB OUT: Amonett, Allie
FOUL by Dingler, Madison (P2T9)	00:34			
	00:22	40-55	V 15	GOOD! FT SHOT by Lowe, Emmy

Pickett Co. vs Moore Co.

3/9/24 3:30PM at Murphy Center (Murfreesboro, TN)

4th PERIOD Play-by-Play (Page 2)

HOME TEAM: Moore Co.	Time	Score	Margin	VISITORS: Pickett Co.
	00:22	40-56	V 16	GOOD! FT SHOT by Lowe, Emmy
	00:22			SUB IN : Tompkins, Emma
	00:22			SUB IN : Wood, Kylie
	00:22			SUB OUT: Lowe, Emmy
	00:22			SUB OUT: Reeder, Callie
GOOD! LAYUP by Harder, Anna [PNT]	00:15	42-56	V 14	
MISSED FT SHOT by Harder, Anna	00:15			FOUL by Nicholas, Zoey (P4T7)
REBOUND (OFF) by Fletcher, Katie	00:15			
MISSED 3 PTR by Fletcher, Katie	00:10			
REBOUND (OFF) by Fletcher, Katie	00:10			
GOOD! 3 PTR by Sazonov, Emma	00:04	45-56	V 11	
ASSIST by Fletcher, Katie	00:04			

Pickett Co. 56, Moore Co. 45

4th period-only	In Paint	Off T/O	2nd Chance	Fast Break	Bench	
Pickett Co.	4	2	0	0	0	Score tied - 0 times.
Moore Co.	6	2	5	2	5	Lead changed - 0 times.

Official Basketball Box Score -- 1st Period-Only
Pickett Co. vs Moore Co.
3/9/24 3:30PM at Murphy Center (Murfreesboro, TN)

Pickett Co. 11 • 29-2

##	Player		Total FG-FGA	3-Ptr FG-FGA	FT-FTA	Rebounds Off	Def	Tot	PF	TP	A	TO	Blk	Stl	Min
12	Amonett, Allie	*	0-1	0-0	0-0	0	2	2	0	0	1	0	1	1	7
13	Keisling, Ella	*	2-4	2-4	0-0	0	1	1	0	6	0	0	0	0	8
30	Nicholas, Zoey	*	0-4	0-1	0-0	1	2	3	0	0	1	1	0	0	8
33	Lowe, Emmy	*	1-1	0-0	0-0	0	2	2	2	2	1	1	0	1	4
44	Reeder, Callie	*	0-0	0-0	0-0	0	0	0	0	0	0	2	1	1	8
24	Tompkins, Kaylee		0-0	0-0	0-0	0	0	0	0	0	0	0	0	0	0+
45	Lowe, Addy		1-1	1-1	0-0	1	1	2	1	3	0	1	0	0	3
	Team					0	0	0							
	Totals		4-11	3-6	0-0	2	8	10	3	11	3	5	2	3	-

FG %: 4-11 36.4%
3FG %: 3-6 50.0%
FT %: 0-0 0.0%

Deadball Rebounds
0

Moore Co. 6 • 27-9

##	Player		Total FG-FGA	3-Ptr FG-FGA	FT-FTA	Rebounds Off	Def	Tot	PF	TP	A	TO	Blk	Stl	Min
13	Fletcher, Katie	*	0-4	0-3	0-0	2	0	2	0	0	0	0	0	0	8
20	Graham, Elle	*	0-2	0-0	0-0	0	3	3	1	0	1	4	0	0	8
22	Dingler, Madison	*	0-5	0-2	0-0	0	1	1	0	0	1	0	0	0	8
23	Harder, Audrey	*	0-0	0-0	0-0	0	0	0	0	0	0	0	0	0	5
24	Harder, Anna	*	2-4	2-4	0-0	0	0	0	1	6	0	0	0	0	8
15	Sazonov, Emma		0-1	0-0	0-0	2	0	2	0	0	0	0	0	0	2
	Team					2	1	3							
	Totals		2-16	2-9	0-0	6	5	11	2	6	2	4	0	0	-

FG %: 2-16 12.5%
3FG %: 2-9 22.2%
FT %: 0-0 0.0%

Deadball Rebounds
0

Officials: Jeremy Hall, Jerry Bentley and Mark Morrison
Technical fouls: Pickett Co.-None. Moore Co.-None.
Attendance:
All-Tournament Team: Blair Baugus (Wayne Co.), Jacqueline Keaton (Wayne Co.)
Rayanna Fisher (Greenfield), Elle Graham (Moore Co.), Madison Dingler (Moore)
Emmy Lowe (Pickett Co.), Zoey Nicholas (Pickett Co.), Katie Fletcher (Moore)
Ella Kiesling (Pickett Co.), and Callie Reeder (MVP, Pickett Co.)

Score by periods	1st	2nd	3rd	4th	Total
Pickett Co.	11	0	0	0	11
Moore Co.	6	0	0	0	6

Points	In Paint	Off T/O	2nd Chance	Fast Break	Bench
PICKET~	2	0	0	0	3
MOORE	0	3	0	0	0

Last FG - PICKET~1 1st-00:05, MOORE 1st-02:45.
Largest lead - PICKET~1 by 5 1st-04:11, MOORE by 1 1st-06:49.
PICKET~1 led for 29:55. MOORE led for 01:22. Game was tied for -7:-17.

Score tied - 0 times.
Lead changed - 2 times.

Official Basketball Box Score -- 2nd Period-Only
Pickett Co. vs Moore Co.
3/9/24 3:30PM at Murphy Center (Murfreesboro, TN)

Pickett Co. 12 • 29-2

##	Player		Total FG-FGA	3-Ptr FG-FGA	FT-FTA	Rebounds Off	Def	Tot	PF	TP	A	TO	Blk	Stl	Min
12	Amonett, Allie	*	0-0	0-0	0-0	0	0	0	1	0	0	0	0	0	4
13	Keisling, Ella	*	1-2	0-1	0-0	0	0	0	1	2	0	0	0	0	5
30	Nicholas, Zoey	*	2-4	0-1	0-0	0	2	2	0	4	1	2	0	1	8
44	Reeder, Callie	*	1-1	0-0	0-0	0	2	2	1	2	1	1	0	0	8
24	Tompkins, Kaylee		0-0	0-0	1-2	0	1	1	1	1	1	0	0	1	8
45	Lowe, Addy		1-4	1-4	0-0	0	2	2	1	3	0	0	0	1	5
	Team					0	1	1							
	Totals		5-11	1-6	1-2	0	8	8	5	12	3	3	0	3	-

FG %: 5-11 45.5%
3FG %: 1-6 16.7%
FT %: 1-2 50.0%

Deadball Rebounds
0

Moore Co. 5 • 27-9

##	Player		Total FG-FGA	3-Ptr FG-FGA	FT-FTA	Rebounds Off	Def	Tot	PF	TP	A	TO	Blk	Stl	Min
13	Fletcher, Katie	*	0-3	0-2	2-4	0	0	0	0	2	0	1	0	0	8
20	Graham, Elle	*	0-2	0-1	2-2	0	3	3	0	2	0	1	0	0	8
22	Dingler, Madison	*	0-0	0-0	1-2	0	1	1	0	1	0	0	0	0	8
23	Harder, Audrey	*	0-0	0-0	0-0	1	0	1	0	0	0	1	0	0	3
24	Harder, Anna	*	0-1	0-1	0-0	0	3	3	0	0	0	1	0	1	8
15	Sazonov, Emma		0-2	0-2	0-0	0	0	0	1	0	0	1	0	1	4
	Team					1	0	1							
	Totals		0-8	0-6	5-8	2	7	9	1	5	0	5	0	2	-

FG %: 0-8 0.0%
3FG %: 0-6 0.0%
FT %: 5-8 62.5%

Deadball Rebounds
1

Officials: Jeremy Hall, Jerry Bentley and Mark Morrison
Technical fouls: Pickett Co.-None. Moore Co.-None.
Attendance:
All-Tournament Team: Blair Baugus (Wayne Co.), Jacqueline Keaton (Wayne Co.)
Rayanna Fisher (Greenfield), Elle Graham (Moore Co.), Madison Dingler (Moore)
Emmy Lowe (Pickett Co.), Zoey Nicholas (Pickett Co.), Katie Fletcher (Moore)
Ella Kiesling (Pickett Co.), and Callie Reeder (MVP, Pickett Co.)

Score by periods	1st	2nd	3rd	4th	Total
Pickett Co.	0	12	0	0	12
Moore Co.	0	5	0	0	5

Points	In Paint	Off T/O	2nd Chance	Fast Break	Bench
PICKET~	6	7	0	8	4
MOORE	0	2	2	0	0

Last FG - PICKET~1 2nd-00:27, MOORE 1st-02:45.
Largest lead - PICKET~1 by 13 2nd-00:27, MOORE by 1 1st-06:49.
PICKET~1 led for 16:00. MOORE led for 00:00. Game was tied for 00:00.

Score tied - 0 times.
Lead changed - 0 times.

Official Basketball Box Score -- 3rd Period-Only
Pickett Co. vs Moore Co.
3/9/24 3:30PM at Murphy Center (Murfreesboro, TN)

Pickett Co. 21 • 29-2

##	Player		Total FG-FGA	3-Ptr FG-FGA	FT-FTA	Rebounds Off	Def	Tot	PF	TP	A	TO	Blk	Stl	Min
12	Amonett, Allie	*	2-2	0-0	0-0	0	0	0	0	4	0	1	0	0	7
13	Keisling, Ella	*	4-5	2-3	0-0	0	0	0	0	10	0	0	0	1	8
30	Nicholas, Zoey	*	0-1	0-0	0-0	1	0	1	1	0	4	3	0	1	7
33	Lowe, Emmy	*	1-1	0-0	0-0	0	2	2	0	2	1	0	0	1	8
44	Reeder, Callie	*	1-3	0-0	3-4	3	1	4	1	5	1	0	0	0	8
24	Tompkins, Kaylee		0-0	0-0	0-0	0	0	0	0	0	1	0	0	0	0+
45	Lowe, Addy		0-0	0-0	0-0	0	0	0	0	0	0	0	0	0	0+
	Team					0	0	0				1			
	Totals		8-12	2-3	3-4	4	3	7	2	21	7	5	0	3	-

FG %: 8-12 66.7%
3FG %: 2-3 66.7%
FT %: 3-4 75.0%

Deadball Rebounds
1

Moore Co. 19 • 27-9

##	Player		Total FG-FGA	3-Ptr FG-FGA	FT-FTA	Rebounds Off	Def	Tot	PF	TP	A	TO	Blk	Stl	Min
13	Fletcher, Katie	*	1-2	1-2	0-0	0	0	0	2	3	0	0	2	1	8
20	Graham, Elle	*	4-4	0-0	0-0	2	0	2	0	8	1	2	0	2	8
22	Dingler, Madison	*	0-1	0-0	0-0	0	0	0	0	0	2	2	0	0	8
23	Harder, Audrey	*	0-0	0-0	0-0	0	0	0	0	0	0	0	0	0	2
24	Harder, Anna	*	0-2	0-2	0-0	0	0	0	1	0	0	0	0	0	8
15	Sazonov, Emma		3-6	2-3	0-0	2	0	2	0	8	1	0	0	0	5
	Team					0	0	0							
	Totals		8-15	3-7	0-0	4	0	4	3	19	4	4	2	3	-

FG %: 8-15 53.3%
3FG %: 3-7 42.9%
FT %: 0-0 0.0%

Deadball Rebounds
0

Officials: Jeremy Hall, Jerry Bentley and Mark Morrison
Technical fouls: Pickett Co.-None. Moore Co.-None.
Attendance:
All-Tournament Team: Blair Baugus (Wayne Co.), Jacqueline Keaton (Wayne Co.)
Rayanna Fisher (Greenfield), Elle Graham (Moore Co.), Madison Dingler (Moore)
Emmy Lowe (Pickett Co.), Zoey Nicholas (Pickett Co.), Katie Fletcher (Moore)
Ella Kiesling (Pickett Co.), and Callie Reeder (MVP, Pickett Co.)

Score by periods	1st	2nd	3rd	4th	Total
Pickett Co.	0	0	21	0	21
Moore Co.	0	0	19	0	19

Points	In Paint	Off T/O	2nd Chance	Fast Break	Bench
PICKET~	12	6	1	6	0
MOORE	10	2	6	3	8

Last FG - PICKET~1 3rd-00:26, MOORE 3rd-00:18.
Largest lead - PICKET~1 by 17 3rd-02:22, MOORE by 1 1st-06:49.
PICKET~1 led for 08:00. MOORE led for 00:00. Game was tied for 00:00.

Score tied - 0 times.
Lead changed - 0 times.

Official Basketball Box Score -- 4th Period-Only
Pickett Co. vs Moore Co.
3/9/24 3:30PM at Murphy Center (Murfreesboro, TN)

Pickett Co. 12 • 29-2

##	Player		Total FG-FGA	3-Ptr FG-FGA	FT-FTA	Rebounds Off	Def	Tot	PF	TP	A	TO	Blk	Stl	Min
12	Amonett, Allie	*	0-0	0-0	0-0	0	0	0	0	0	0	0	0	0	2
13	Keisling, Ella	*	0-0	0-0	0-0	0	0	0	1	0	0	1	0	0	5
30	Nicholas, Zoey	*	0-0	0-0	1-2	0	1	1	3	1	1	0	0	0	4
33	Lowe, Emmy	*	2-2	0-0	2-2	0	1	1	1	6	0	2	0	0	7
44	Reeder, Callie	*	2-2	1-1	0-0	0	2	2	0	5	0	0	0	1	7
03	Tompkins, Emma		0-0	0-0	0-0	0	0	0	0	0	0	0	0	0	0+
15	Wood, Kylie		0-0	0-0	0-0	0	0	0	0	0	0	0	0	0	0+
24	Tompkins, Kaylee		0-0	0-0	0-0	0	1	1	0	0	0	0	1	0	5
45	Lowe, Addy		0-0	0-0	0-0	0	0	0	0	0	1	0	0	0	5
	Team					0	0	0							
	Totals		4-4	1-1	3-4	0	5	5	5	12	2	3	1	1	-

FG %: 4-4 100.0
3FG %: 1-1 100.0
FT %: 3-4 75.0%

Deadball Rebounds
1

Moore Co. 15 • 27-9

##	Player		Total FG-FGA	3-Ptr FG-FGA	FT-FTA	Rebounds Off	Def	Tot	PF	TP	A	TO	Blk	Stl	Min
13	Fletcher, Katie	*	2-5	1-4	0-0	2	0	2	1	5	2	1	0	0	8
20	Graham, Elle	*	1-4	0-0	0-0	1	0	1	1	2	0	0	0	1	8
22	Dingler, Madison	*	0-0	0-0	1-2	0	0	0	2	1	2	1	0	1	8
23	Harder, Audrey	*	0-0	0-0	0-0	0	0	0	0	0	0	0	0	0	3
24	Harder, Anna	*	1-1	0-0	0-1	0	0	0	1	2	0	0	0	0	4
15	Sazonov, Emma		2-2	1-1	0-1	0	0	0	1	5	0	0	0	0	8
	Team					0	0	0							
	Totals		6-12	2-5	1-4	3	0	3	6	15	4	2	0	2	-

FG %: 6-12 50.0%
3FG %: 2-5 40.0%
FT %: 1-4 25.0%

Deadball Rebounds
1

Officials: Jeremy Hall, Jerry Bentley and Mark Morrison
Technical fouls: Pickett Co.-None. Moore Co.-None.
Attendance:
All-Tournament Team: Blair Baugus (Wayne Co.), Jacqueline Keaton (Wayne Co.)
Rayanna Fisher (Greenfield), Elle Graham (Moore Co.), Madison Dingler (Moore)
Emmy Lowe (Pickett Co.), Zoey Nicholas (Pickett Co.), Katie Fletcher (Moore)
Ella Kiesling (Pickett Co.), and Callie Reeder (MVP, Pickett Co.)

Score by periods	1st	2nd	3rd	4th	Total
Pickett Co.	0	0	0	12	12
Moore Co.	0	0	0	15	15

Points	In Paint	Off T/O	2nd Chance	Fast Break	Bench
PICKET~	4	2	0	0	0
MOORE	6	2	5	2	5

Last FG - PICKET~1 4th-04:11, MOORE 4th-00:04.
Largest lead - PICKET~1 by 20 4th-04:11, MOORE by 1 1st-06:49.
PICKET~1 led for 00:00. MOORE led for 00:00. Game was tied for 00:00.

Score tied - 0 times.
Lead changed - 0 times.

2018 Class A State Girls' Basketball Tournament

March 7 - March 10, 2018 · MTSU - Murphy Center

Game 1
Wed. Mar. 7 4:30 PM
MTSU

Pickett Co. (30-2)	50
Greenfield (31-2)	54

Game 2
Wed. Mar. 7 6:00 PM
MTSU

Huntingdon (26-1)	44
Moore Co. (28-5)	40

Game 3
Thu. Mar. 8 10:00 AM
MTSU

Wartburg Central (23-7)	54
Unaka (27-9)	61

Game 4
Thu. Mar. 8 11:30 AM
MTSU

Dresden (23-9)	29
Summertown (30-2)	52

Game 5
Fri. Mar. 9 1:15 PM
MTSU

Greenfield	53
Huntingdon	46

Game 6
Fri. Mar. 9 2:45 PM
MTSU

Unaka	44
Summertown	55

Game 7
Sat. Mar. 10 3:30 PM
MTSU

Greenfield	47
Summertown	39

Greenfield

STATE CHAMPION

Official Basketball Box Score -- Game Totals -- Final Statistics
Moore Co. vs Huntingdon
03/07/18 6:00 PM at Murphy Center, Murfreesboro, Tenn.

Moore Co. 40 • 28-6

			Total	3-Ptr		Rebounds									
##	Player		FG-FGA	FG-FGA	FT-FTA	Off	Def	Tot	PF	TP	A	TO	Blk	Stl	Min
10	Holcomb, Taylor	*	0-4	0-2	1-2	0	3	3	2	1	3	1	0	1	32
11	Logan, Kinsley	*	3-8	3-6	0-0	1	1	2	2	9	1	2	0	0	32
22	Lockhart, Chrissy	*	3-4	0-0	1-2	3	9	12	0	7	2	1	3	0	31
25	Hawkins, Kursten	*	5-10	1-4	0-0	0	3	3	2	11	1	3	1	2	27
31	Thomas, Katie	*	4-9	2-6	2-2	0	1	1	2	12	1	6	0	0	27
03	Smith, Anna Lee		0-0	0-0	0-0	0	0	0	0	0	0	0	0	0	2
14	Fanning, Kynleigh		0-0	0-0	0-0	0	0	0	0	0	0	0	0	0	0+
20	Cauble, Grace		0-0	0-0	0-0	0	0	0	0	0	0	0	0	0	1
21	Cauble, Faith		0-2	0-2	0-0	0	1	1	2	0	1	0	0	1	8
	Team					1	0	1							
	Totals		15-37	6-20	4-6	5	18	23	10	40	9	13	4	4	160

	1st		2nd		3rd		4th		Game		Deadball Rebounds
1st - FG %:	7-11	63.6%	2-7	28.6%	2-10	20.0%	4-9	44.4%	15-37	40.5%	2,1
3FG %:	4-6	66.7%	1-4	25.0%	0-5	0.0%	1-5	20.0%	6-20	30.0%	
FT %:	0-0	0.0%	2-4	50.0%	0-0	0.0%	2-2	100.0%	4-6	66.7%	

Huntingdon 44 • 27-1

			Total	3-Ptr		Rebounds									
##	Player		FG-FGA	FG-FGA	FT-FTA	Off	Def	Tot	PF	TP	A	TO	Blk	Stl	Min
10	Dupree, Jasmine	*	0-3	0-3	0-0	1	1	2	0	0	0	0	0	0	16
11	Swenson, Adyn	*	2-6	1-1	3-4	2	4	6	0	8	3	2	0	3	32
14	Smith, Taylor	*	3-12	0-1	2-2	2	3	5	2	8	4	2	0	2	32
23	Belew, Marisa	*	6-12	0-0	2-2	5	6	11	3	14	1	1	1	1	27
30	Jones, Alli	*	4-9	1-4	0-0	1	1	2	0	9	1	2	0	0	28
24	Fuller, Kaci		2-6	0-0	1-2	1	1	2	1	5	0	0	0	1	20
45	Reed, Tyasia		0-2	0-1	0-0	0	0	0	1	0	0	0	0	1	5
	Team					1	1	2							
	Totals		17-50	2-10	8-10	13	17	30	7	44	9	7	1	8	160

	1st		2nd		3rd		4th		Game		Deadball Rebounds
1st - FG %:	5-12	41.7%	5-13	38.5%	4-15	26.7%	3-10	30.0%	17-50	34.0%	3
3FG %:	1-3	33.3%	1-4	25.0%	0-3	0.0%	0-0	0.0%	2-10	20.0%	
FT %:	2-3	66.7%	0-0	0.0%	1-1	100.0%	5-6	83.3%	8-10	80.0%	

Officials: Greg Geren (R), Elexis Fancher (U), Justin Dorris (U)
Technical fouls: Moore Co.-None. Huntingdon-None.
Attendance:
2018 TSSAA DI-A State Tournament Game 2 (Quarterfinals)

Score by periods	1st	2nd	3rd	4th	Total
Moore Co.	18	7	4	11	40
Huntingdon	13	11	9	11	44

Moore Co. vs Huntingdon
03/07/18 6:00 PM at Murphy Center, Murfreesboro, Tenn.
1st PERIOD Play-by-Play (Page 1)

HOME TEAM: Huntingdon	Time	Score	Margin	VISITORS: Moore Co.
	07:47			TURNOVR by Thomas, Katie
STEAL by Swenson, Adyn	07:46			
MISSED JUMPER by Smith, Taylor	07:40			
REBOUND (OFF) by Dupree, Jasmine	07:40			
MISSED LAYUP by Smith, Taylor	07:20			BLOCK by Lockhart, Chrissy
	07:18			REBOUND (DEF) by Lockhart, Chrissy
	07:03	0-3	V 3	GOOD! 3 PTR by Hawkins, Kursten
	07:03			ASSIST by Holcomb, Taylor
MISSED 3 PTR by Dupree, Jasmine	06:35			REBOUND (DEF) by Holcomb, Taylor
	06:23			MISSED LAYUP by Holcomb, Taylor
	06:23			REBOUND (OFF) by (TEAM)
REBOUND (DEF) by (TEAM)	05:42			MISSED 3 PTR by Thomas, Katie
TURNOVR by Smith, Taylor	05:24			
	05:23			STEAL by Hawkins, Kursten
	05:14			TURNOVR by Thomas, Katie
MISSED FT SHOT by Swenson, Adyn	05:01			FOUL by Hawkins, Kursten (P1T1)
REBOUND (OFF) by (DEADBALL)	05:01			
GOOD! FT SHOT by Swenson, Adyn	05:01	1-3	V 2	
	05:01			SUB IN : Cauble, Faith
	05:01			SUB OUT: Hawkins, Kursten
	04:51			TURNOVR by Logan, Kinsley
STEAL by Swenson, Adyn	04:50			
MISSED LAYUP by Swenson, Adyn	04:48			
REBOUND (OFF) by Smith, Taylor	04:48			
GOOD! LAYUP by Smith, Taylor [PNT]	04:44	3-3	T 1	
	04:29	3-5	V 2	GOOD! JUMPER by Thomas, Katie
MISSED 3 PTR by Dupree, Jasmine	04:10			
REBOUND (OFF) by Jones, Alli	04:10			
MISSED LAYUP by Smith, Taylor	04:01			REBOUND (DEF) by Lockhart, Chrissy
	03:40	3-8	V 5	GOOD! 3 PTR by Thomas, Katie
	03:40			ASSIST by Cauble, Faith
TURNOVR by Swenson, Adyn	03:33			
	03:32			STEAL by Holcomb, Taylor
	03:14			MISSED LAYUP by Lockhart, Chrissy
	03:14			REBOUND (OFF) by Lockhart, Chrissy
	03:12	3-10	V 7	GOOD! LAYUP by Lockhart, Chrissy [PNT]
TIMEOUT 30sec	03:09			
GOOD! 3 PTR by Jones, Alli	02:58	6-10	V 4	
ASSIST by Swenson, Adyn	02:58			
	02:26	6-13	V 7	GOOD! 3 PTR by Logan, Kinsley
MISSED LAYUP by Belew, Marisa	02:07			
REBOUND (OFF) by Belew, Marisa	02:07			
GOOD! LAYUP by Belew, Marisa [PNT]	02:04	8-13	V 5	
	01:50			TIMEOUT 30sec
	01:50			SUB IN : Smith, Anna Lee
	01:50			SUB OUT: Thomas, Katie
	01:16	8-16	V 8	GOOD! 3 PTR by Thomas, Katie
	01:16			ASSIST by Holcomb, Taylor
GOOD! JUMPER by Belew, Marisa [PNT]	00:59	10-16	V 6	
ASSIST by Smith, Taylor	00:59			
GOOD! FT SHOT by Belew, Marisa	00:59	11-16	V 5	FOUL by Cauble, Faith (P1T2)
SUB IN : Fuller, Kaci	00:59			SUB IN : Cauble, Grace
SUB OUT: Jones, Alli	00:59			SUB OUT: Cauble, Faith
	00:33	11-18	V 7	GOOD! LAYUP by Thomas, Katie [PNT]
	00:33			ASSIST by Logan, Kinsley
GOOD! LAYUP by Belew, Marisa [PNT]	00:16	13-18	V 5	
	00:02			MISSED 3 PTR by Holcomb, Taylor
	00:02			REBOUND (OFF) by (DEADBALL)

Moore Co. 18, Huntingdon 13

1st period-only	In Paint	Off T/O	2nd Chance	Fast Break	Bench	
Moore Co.	4	2	2	0	0	Score tied - 1 time.
Huntingdon	8	3	4	0	0	Lead changed - 0 times.

Moore Co. vs Huntingdon
03/07/18 6:00 PM at Murphy Center, Murfreesboro, Tenn.
2nd PERIOD Play-by-Play (Page 1)

HOME TEAM: Huntingdon	Time	Score	Margin	VISITORS: Moore Co.
SUB IN : Fuller, Kaci	08:00			
SUB OUT: Jones, Alli	08:00			
MISSED LAYUP by Smith, Taylor	07:48			
REBOUND (OFF) by Smith, Taylor	07:48			
GOOD! LAYUP by Smith, Taylor [PNT]	07:45	15-18	V 3	
	07:35			TURNOVR by Hawkins, Kursten
STEAL by Smith, Taylor	07:34			
GOOD! LAYUP by Fuller, Kaci [FB/PNT]	07:33	17-18	V 1	
	07:21			TURNOVR by Hawkins, Kursten
FOUL by Belew, Marisa (P1T1)	06:48			
TURNOVR by Belew, Marisa	06:48			
	06:37			MISSED 3 PTR by Holcomb, Taylor
	06:37			REBOUND (OFF) by Lockhart, Chrissy
FOUL by Belew, Marisa (P2T2)	06:33	17-19	V 2	GOOD! FT SHOT by Lockhart, Chrissy
REBOUND (DEF) by Fuller, Kaci	06:33			MISSED FT SHOT by Lockhart, Chrissy
MISSED JUMPER by Swenson, Adyn	06:24			BLOCK by Hawkins, Kursten
	06:23			REBOUND (DEF) by Lockhart, Chrissy
REBOUND (DEF) by Dupree, Jasmine	06:14			MISSED 3 PTR by Thomas, Katie
TURNOVR by Swenson, Adyn	05:53			
	05:40			TURNOVR by Holcomb, Taylor
STEAL by Smith, Taylor	05:39			
MISSED 3 PTR by Smith, Taylor	05:22			REBOUND (DEF) by Hawkins, Kursten
BLOCK by Belew, Marisa	05:07			MISSED LAYUP by Holcomb, Taylor
REBOUND (DEF) by Belew, Marisa	05:07			
	05:04			FOUL by Thomas, Katie (P1T3)
SUB IN : Jones, Alli	05:04			
SUB IN : Reed, Tyasia	05:04			
SUB OUT: Belew, Marisa	05:04			
SUB OUT: Dupree, Jasmine	05:04			
MISSED JUMPER by Reed, Tyasia	04:47			REBOUND (DEF) by Hawkins, Kursten
REBOUND (DEF) by Swenson, Adyn	04:33			MISSED JUMPER by Hawkins, Kursten
TIMEOUT TEAM	04:21			
MISSED JUMPER by Smith, Taylor	04:06			BLOCK by Lockhart, Chrissy
	04:05			REBOUND (DEF) by Logan, Kinsley
STEAL by Fuller, Kaci	03:58			TURNOVR by Logan, Kinsley
GOOD! LAYUP by Fuller, Kaci [FB/PNT]	03:55	19-19	T 2	
	03:39			TIMEOUT 30sec
REBOUND (DEF) by Smith, Taylor	03:24			MISSED 3 PTR by Logan, Kinsley
MISSED LAYUP by Fuller, Kaci	03:09			REBOUND (DEF) by Lockhart, Chrissy
	02:41	19-22	V 3	GOOD! 3 PTR by Logan, Kinsley
	02:41			ASSIST by Lockhart, Chrissy
MISSED 3 PTR by Reed, Tyasia	02:23			REBOUND (DEF) by Lockhart, Chrissy
STEAL by Reed, Tyasia	02:17			TURNOVR by Lockhart, Chrissy
GOOD! 3 PTR by Swenson, Adyn	02:17	22-22	T 3	
ASSIST by Jones, Alli	02:17			
FOUL by Fuller, Kaci (P1T3)	02:00			
	01:45	22-24	V 2	GOOD! LAYUP by Lockhart, Chrissy [PNT]
	01:45			ASSIST by Thomas, Katie
GOOD! JUMPER by Jones, Alli	01:33	24-24	T 4	
FOUL by Reed, Tyasia (P1T4)	00:02			MISSED FT SHOT by Holcomb, Taylor
	00:02			REBOUND (OFF) by (DEADBALL)
	00:02	24-25	V 1	GOOD! FT SHOT by Holcomb, Taylor
MISSED 3 PTR by Jones, Alli	00:01			
REBOUND (OFF) by (DEADBALL)	00:01			

Moore Co. 25, Huntingdon 24

2nd period-only	In Paint	Off T/O	2nd Chance	Fast Break	Bench	
Moore Co.	2	1	1	0	0	Score tied - 3 times.
Huntingdon	6	7	2	4	4	Lead changed - 0 times.

Moore Co. vs Huntingdon
03/07/18 6:00 PM at Murphy Center, Murfreesboro, Tenn.
3rd PERIOD Play-by-Play (Page 1)

HOME TEAM: Huntingdon	Time	Score	Margin	VISITORS: Moore Co.
REBOUND (DEF) by Belew, Marisa	07:49			MISSED 3 PTR by Thomas, Katie
MISSED LAYUP by Swenson, Adyn	07:31			REBOUND (DEF) by Lockhart, Chrissy
	07:23			MISSED 3 PTR by Hawkins, Kursten
	07:23			REBOUND (OFF) by Lockhart, Chrissy
	06:52			MISSED JUMPER by Logan, Kinsley
	06:52			REBOUND (OFF) by Logan, Kinsley
REBOUND (DEF) by Smith, Taylor	06:12			MISSED 3 PTR by Logan, Kinsley
GOOD! JUMPER by Jones, Alli	06:04	26-25	H 1	
ASSIST by Smith, Taylor	06:04			
	05:48			TURNOVR by Thomas, Katie
TURNOVR by Smith, Taylor	05:33			
	05:32			STEAL by Hawkins, Kursten
REBOUND (DEF) by Swenson, Adyn	05:26			MISSED 3 PTR by Hawkins, Kursten
MISSED JUMPER by Belew, Marisa	05:00			
REBOUND (OFF) by Belew, Marisa	05:00			
GOOD! LAYUP by Belew, Marisa [PNT]	04:58	28-25	H 3	
	04:46			TURNOVR by Thomas, Katie
	04:45			SUB IN : Cauble, Faith
	04:45			SUB OUT: Thomas, Katie
MISSED JUMPER by Jones, Alli	04:33			
REBOUND (OFF) by Swenson, Adyn	04:33			
MISSED 3 PTR by Dupree, Jasmine	04:29			REBOUND (DEF) by Holcomb, Taylor
REBOUND (DEF) by Belew, Marisa	04:12			MISSED 3 PTR by Cauble, Faith
	04:04			FOUL by Logan, Kinsley (P1T1)
MISSED JUMPER by Belew, Marisa	03:55			
REBOUND (OFF) by Swenson, Adyn	03:55			
MISSED JUMPER by Swenson, Adyn	03:51			
REBOUND (OFF) by Belew, Marisa	03:51			
MISSED LAYUP by Belew, Marisa	03:49			
REBOUND (OFF) by (TEAM)	03:49			
MISSED LAYUP by Belew, Marisa	03:23			BLOCK by Lockhart, Chrissy
	03:21			REBOUND (DEF) by Cauble, Faith
	02:47	28-27	H 1	GOOD! LAYUP by Hawkins, Kursten [PNT]
GOOD! LAYUP by Belew, Marisa [PNT]	02:32	30-27	H 3	
ASSIST by Swenson, Adyn	02:32			
GOOD! FT SHOT by Belew, Marisa	02:30	31-27	H 4	FOUL by Hawkins, Kursten (P2T2)
SUB IN : Fuller, Kaci	02:30			SUB IN : Thomas, Katie
SUB OUT: Dupree, Jasmine	02:30			SUB OUT: Hawkins, Kursten
	02:19			TIMEOUT TEAM
	02:19			SUB IN : Hawkins, Kursten
	02:19			SUB OUT: Cauble, Faith
FOUL by Smith, Taylor (P1T1)	01:39			
	01:20	31-29	H 2	GOOD! LAYUP by Lockhart, Chrissy [PNT]
	01:20			ASSIST by Hawkins, Kursten
MISSED 3 PTR by Jones, Alli	01:06			REBOUND (DEF) by Holcomb, Taylor
REBOUND (DEF) by Smith, Taylor	00:44			MISSED LAYUP by Logan, Kinsley
MISSED LAYUP by Belew, Marisa	00:38			
REBOUND (OFF) by Belew, Marisa	00:38			
GOOD! LAYUP by Smith, Taylor [PNT]	00:34	33-29	H 4	
ASSIST by Belew, Marisa	00:34			
REBOUND (DEF) by Swenson, Adyn	00:24			MISSED JUMPER by Thomas, Katie
MISSED 3 PTR by Jones, Alli	00:02			
REBOUND (OFF) by Fuller, Kaci	00:02			

Huntingdon 33, Moore Co. 29

3rd period-only	In Paint	Off T/O	2nd Chance	Fast Break	Bench	
Moore Co.	4	0	0	0	0	Score tied - 0 times.
Huntingdon	6	0	4	0	0	Lead changed - 1 time.

Moore Co. vs Huntingdon
03/07/18 6:00 PM at Murphy Center, Murfreesboro, Tenn.
4th PERIOD Play-by-Play (Page 1)

HOME TEAM: Huntingdon	Time	Score	Margin	VISITORS: Moore Co.
SUB IN : Fuller, Kaci	08:00			
SUB OUT: Dupree, Jasmine	08:00			
MISSED JUMPER by Fuller, Kaci	07:47			REBOUND (DEF) by Lockhart, Chrissy
	07:39			TURNOVR by Hawkins, Kursten
STEAL by Belew, Marisa	07:38			
MISSED LAYUP by Smith, Taylor	07:34			REBOUND (DEF) by Lockhart, Chrissy
	07:18			TURNOVR by Thomas, Katie
STEAL by Swenson, Adyn	07:17			
GOOD! LAYUP by Jones, Alli [FB/PNT]	07:12	35-29	H 6	
ASSIST by Smith, Taylor	07:12			
	06:56	35-31	H 4	GOOD! LAYUP by Hawkins, Kursten [PNT]
	06:56			ASSIST by Lockhart, Chrissy
MISSED JUMPER by Smith, Taylor	06:38			REBOUND (DEF) by Hawkins, Kursten
REBOUND (DEF) by Belew, Marisa	06:27			MISSED JUMPER by Hawkins, Kursten
MISSED JUMPER by Jones, Alli	06:16			REBOUND (DEF) by Thomas, Katie
	05:44	35-34	H 1	GOOD! 3 PTR by Logan, Kinsley
	05:44			ASSIST by Holcomb, Taylor
TIMEOUT TEAM	05:33			
GOOD! FT SHOT by Smith, Taylor	05:21	36-34	H 2	FOUL by Holcomb, Taylor (P1T3)
GOOD! FT SHOT by Smith, Taylor	05:21	37-34	H 3	
	05:01			TURNOVR by Thomas, Katie
GOOD! LAYUP by Belew, Marisa [PNT]	04:43	39-34	H 5	
ASSIST by Swenson, Adyn	04:43			
FOUL by Belew, Marisa (P3T2)	04:26	39-35	H 4	GOOD! FT SHOT by Thomas, Katie
	04:26	39-36	H 3	GOOD! FT SHOT by Thomas, Katie
	04:26			SUB IN : Cauble, Faith
	04:26			SUB OUT: Thomas, Katie
MISSED LAYUP by Fuller, Kaci	04:03			
REBOUND (OFF) by Belew, Marisa	04:03			
MISSED JUMPER by Smith, Taylor	03:49			REBOUND (DEF) by (DEADBALL)
FOUL by Smith, Taylor (P2T3)	03:46			
REBOUND (DEF) by Belew, Marisa	03:17			MISSED 3 PTR by Cauble, Faith
TURNOVR by Jones, Alli	03:02			
	03:02			SUB IN : Thomas, Katie
	03:02			SUB OUT: Cauble, Faith
	02:52	39-38	H 1	GOOD! LAYUP by Hawkins, Kursten [PNT]
MISSED FT SHOT by Fuller, Kaci	02:31			FOUL by Thomas, Katie (P2T4)
REBOUND (OFF) by (DEADBALL)	02:31			
GOOD! FT SHOT by Fuller, Kaci	02:31	40-38	H 2	
REBOUND (DEF) by Jones, Alli	02:04			MISSED 3 PTR by Logan, Kinsley
TIMEOUT 30sec	01:36			
GOOD! LAYUP by Swenson, Adyn [PNT]	01:24	42-38	H 4	
ASSIST by Smith, Taylor	01:24			
	01:03	42-40	H 2	GOOD! JUMPER by Hawkins, Kursten
	01:01			TIMEOUT TEAM
	01:01			SUB IN : Cauble, Faith
	01:01			SUB OUT: Lockhart, Chrissy
TURNOVR by Jones, Alli	00:51			
	00:49			STEAL by Cauble, Faith
REBOUND (DEF) by Swenson, Adyn	00:38			MISSED 3 PTR by Thomas, Katie
	00:31			FOUL by Logan, Kinsley (P2T5)
	00:29			FOUL by Cauble, Faith (P2T6)
	00:29			SUB IN : Fanning, Kynleigh
	00:29			SUB OUT: Cauble, Faith
GOOD! FT SHOT by Swenson, Adyn	00:26	43-40	H 3	FOUL by Holcomb, Taylor (P2T7)
GOOD! FT SHOT by Swenson, Adyn	00:26	44-40	H 4	
SUB IN : Dupree, Jasmine	00:26			SUB IN : Lockhart, Chrissy
SUB OUT: Jones, Alli	00:26			SUB OUT: Fanning, Kynleigh
REBOUND (DEF) by Belew, Marisa	00:13			MISSED 3 PTR by Hawkins, Kursten
MISSED LAYUP by Fuller, Kaci	00:01			

Moore Co. vs Huntingdon
03/07/18 6:00 PM at Murphy Center, Murfreesboro, Tenn.
4th PERIOD Play-by-Play (Page 2)

HOME TEAM: Huntingdon	Time	Score	Margin	VISITORS: Moore Co.
	00:01			REBOUND (DEF) by Lockhart, Chrissy

Huntingdon 44, Moore Co. 40

4th period-only	In Paint	Off T/O	2nd Chance	Fast Break	Bench	
Moore Co.	4	2	0	0	0	Score tied - 0 times.
Huntingdon	6	4	0	2	1	Lead changed - 0 times.

Official Basketball Box Score -- 1st Period-Only
Moore Co. vs Huntingdon
03/07/18 6:00 PM at Murphy Center, Murfreesboro, Tenn.

Moore Co. 18 • 28-6

##	Player		Total FG-FGA	3-Ptr FG-FGA	FT-FTA	Rebounds Off	Def	Tot	PF	TP	A	TO	Blk	Stl	Min
10	Holcomb, Taylor	*	0-2	0-1	0-0	0	1	1	0	0	2	0	0	1	8
11	Logan, Kinsley	*	1-1	1-1	0-0	0	0	0	0	3	1	1	0	0	8
22	Lockhart, Chrissy	*	1-2	0-0	0-0	1	2	3	0	2	0	0	1	0	8
25	Hawkins, Kursten	*	1-1	1-1	0-0	0	0	0	1	3	0	0	0	1	2
31	Thomas, Katie	*	4-5	2-3	0-0	0	0	0	0	10	0	2	0	0	6
03	Smith, Anna Lee		0-0	0-0	0-0	0	0	0	0	0	0	0	0	0	1
20	Cauble, Grace		0-0	0-0	0-0	0	0	0	0	0	0	0	0	0	0+
21	Cauble, Faith		0-0	0-0	0-0	0	0	0	1	0	1	0	0	0	4
	Team					1	0	1							
	Totals		7-11	4-6	0-0	2	3	5	2	18	4	3	1	2	-

FG %: 7-11 63.6%
3FG %: 4-6 66.7%
FT %: 0-0 0.0%

Deadball Rebounds
1

Huntingdon 13 • 27-1

##	Player		Total FG-FGA	3-Ptr FG-FGA	FT-FTA	Rebounds Off	Def	Tot	PF	TP	A	TO	Blk	Stl	Min
10	Dupree, Jasmine	*	0-2	0-2	0-0	1	0	1	0	0	0	0	0	0	8
11	Swenson, Adyn	*	0-1	0-0	1-2	0	0	0	0	1	1	1	0	2	8
14	Smith, Taylor	*	1-4	0-0	0-0	1	0	1	0	2	1	1	0	0	8
23	Belew, Marisa	*	3-4	0-0	1-1	1	0	1	0	7	0	0	0	0	8
30	Jones, Alli	*	1-1	1-1	0-0	1	0	1	0	3	0	0	0	0	7
24	Fuller, Kaci		0-0	0-0	0-0	0	0	0	0	0	0	0	0	0	0+
	Team					0	1	1							
	Totals		5-12	1-3	2-3	4	1	5	0	13	2	2	0	2	-

FG %: 5-12 41.7%
3FG %: 1-3 33.3%
FT %: 2-3 66.7%

Deadball Rebounds
1

Officials: Greg Geren (R), Elexis Fancher (U), Justin Dorris (U)
Technical fouls: Moore Co.-None. Huntingdon-None.
Attendance:
2018 TSSAA DI-A State Tournament Game 2 (Quarterfinals)

Score by periods	1st	2nd	3rd	4th	Total
Moore Co.	18	0	0	0	18
Huntingdon	13	0	0	0	13

Official Basketball Box Score -- 2nd Period-Only
Moore Co. vs Huntingdon
03/07/18 6:00 PM at Murphy Center, Murfreesboro, Tenn.

Moore Co. 7 • 28-6

##	Player		Total FG-FGA	3-Ptr FG-FGA	FT-FTA	Rebounds Off	Def	Tot	PF	TP	A	TO	Blk	Stl	Min
10	Holcomb, Taylor	*	0-2	0-1	1-2	0	0	0	0	1	0	1	0	0	8
11	Logan, Kinsley	*	1-2	1-2	0-0	0	1	1	0	3	0	1	0	0	8
22	Lockhart, Chrissy	*	1-1	0-0	1-2	1	3	4	0	3	1	1	1	0	8
25	Hawkins, Kursten	*	0-1	0-0	0-0	0	2	2	0	0	0	2	1	0	8
31	Thomas, Katie	*	0-1	0-1	0-0	0	0	0	1	0	1	0	0	0	8
	Team					0	0	0							
	Totals		2-7	1-4	2-4	1	6	7	1	7	2	5	2	0	-

FG %: 2-7 28.6%
3FG %: 1-4 25.0%
FT %: 2-4 50.0%

Deadball Rebounds
1

Huntingdon 11 • 27-1

##	Player		Total FG-FGA	3-Ptr FG-FGA	FT-FTA	Rebounds Off	Def	Tot	PF	TP	A	TO	Blk	Stl	Min
10	Dupree, Jasmine	*	0-0	0-0	0-0	0	1	1	0	0	0	0	0	0	2
11	Swenson, Adyn	*	1-2	1-1	0-0	0	1	1	0	3	0	1	0	0	8
14	Smith, Taylor	*	1-4	0-1	0-0	1	1	2	0	2	0	0	0	2	8
23	Belew, Marisa	*	0-0	0-0	0-0	0	1	1	2	0	0	1	1	0	2
30	Jones, Alli	*	1-2	0-1	0-0	0	0	0	0	2	1	0	0	0	5
24	Fuller, Kaci		2-3	0-0	0-0	0	1	1	1	4	0	0	0	1	8
45	Reed, Tyasia		0-2	0-1	0-0	0	0	0	1	0	0	0	0	1	5
	Team					0	0	0							
	Totals		5-13	1-4	0-0	1	5	6	4	11	1	2	1	4	-

FG %: 5-13 38.5%
3FG %: 1-4 25.0%
FT %: 0-0 0.0%

Deadball Rebounds
1

Officials: Greg Geren (R), Elexis Fancher (U), Justin Dorris (U)
Technical fouls: Moore Co.-None. Huntingdon-None.
Attendance:
2018 TSSAA DI-A State Tournament Game 2 (Quarterfinals)

Score by periods	1st	2nd	3rd	4th	Total
Moore Co.	0	7	0	0	7
Huntingdon	0	11	0	0	11

Official Basketball Box Score -- 3rd Period-Only
Moore Co. vs Huntingdon
03/07/18 6:00 PM at Murphy Center, Murfreesboro, Tenn.

Moore Co. 4 • 28-6

##	Player		Total FG-FGA	3-Ptr FG-FGA	FT-FTA	Rebounds Off	Def	Tot	PF	TP	A	TO	Blk	Stl	Min
10	Holcomb, Taylor	*	0-0	0-0	0-0	0	2	2	0	0	0	0	0	0	8
11	Logan, Kinsley	*	0-3	0-1	0-0	1	0	1	1	0	0	0	0	0	8
22	Lockhart, Chrissy	*	1-1	0-0	0-0	1	1	2	0	2	0	0	1	0	8
25	Hawkins, Kursten	*	1-3	0-2	0-0	0	0	0	1	2	1	0	0	1	7
31	Thomas, Katie	*	0-2	0-1	0-0	0	0	0	0	0	0	2	0	0	5
21	Cauble, Faith		0-1	0-1	0-0	0	1	1	0	0	0	0	0	0	2
	Team					0	0	0							
	Totals		2-10	0-5	0-0	2	4	6	2	4	1	2	1	1	-

FG %: 2-10 20.0%
3FG %: 0-5 0.0%
FT %: 0-0 0.0%

Deadball Rebounds
0

Huntingdon 9 • 27-1

##	Player		Total FG-FGA	3-Ptr FG-FGA	FT-FTA	Rebounds Off	Def	Tot	PF	TP	A	TO	Blk	Stl	Min
10	Dupree, Jasmine	*	0-1	0-1	0-0	0	0	0	0	0	0	0	0	0	5
11	Swenson, Adyn	*	0-2	0-0	0-0	2	2	4	0	0	1	0	0	0	8
14	Smith, Taylor	*	1-1	0-0	0-0	0	2	2	1	2	1	1	0	0	8
23	Belew, Marisa	*	2-7	0-0	1-1	3	2	5	0	5	1	0	0	0	8
30	Jones, Alli	*	1-4	0-2	0-0	0	0	0	0	2	0	0	0	0	8
24	Fuller, Kaci		0-0	0-0	0-0	1	0	1	0	0	0	0	0	0	2
	Team					1	0	1							
	Totals		4-15	0-3	1-1	7	6	13	1	9	3	1	0	0	-

FG %: 4-15 26.7%
3FG %: 0-3 0.0%
FT %: 1-1 100.0

Deadball Rebounds
0

Officials: Greg Geren (R), Elexis Fancher (U), Justin Dorris (U)
Technical fouls: Moore Co.-None. Huntingdon-None.
Attendance:
2018 TSSAA DI-A State Tournament Game 2 (Quarterfinals)

Score by periods	1st	2nd	3rd	4th	Total
Moore Co.	0	0	4	0	4
Huntingdon	0	0	9	0	9

Official Basketball Box Score -- 4th Period-Only
Moore Co. vs Huntingdon
03/07/18 6:00 PM at Murphy Center, Murfreesboro, Tenn.

Moore Co. 11

##	Player		Total FG-FGA	3-Ptr FG-FGA	FT-FTA	Rebounds Off	Def	Tot	PF	TP	A	TO	Blk	Stl	Min
10	Holcomb, Taylor	*	0-0	0-0	0-0	0	0	0	2	0	1	0	0	0	8
11	Logan, Kinsley	*	1-2	1-2	0-0	0	0	0	1	3	0	0	0	0	8
22	Lockhart, Chrissy	*	0-0	0-0	0-0	0	3	3	0	0	1	0	0	0	7
25	Hawkins, Kursten	*	3-5	0-1	0-0	0	1	1	0	6	0	1	0	0	8
31	Thomas, Katie	*	0-1	0-1	2-2	0	1	1	1	2	0	2	0	0	6
14	Fanning, Kynleigh		0-0	0-0	0-0	0	0	0	0	0	0	0	0	0	0+
21	Cauble, Faith		0-1	0-1	0-0	0	0	0	1	0	0	0	0	1	1
	Team					0	1	1							
	Totals		4-9	1-5	2-2	0	6	6	5	11	2	3	0	1	-

FG %: 4-9 44.4%
3FG %: 1-5 20.0%
FT %: 2-2 100.0

Deadball Rebounds
0,1

Huntingdon 11

##	Player		Total FG-FGA	3-Ptr FG-FGA	FT-FTA	Rebounds Off	Def	Tot	PF	TP	A	TO	Blk	Stl	Min
10	Dupree, Jasmine	*	0-0	0-0	0-0	0	0	0	0	0	0	0	0	0	0+
11	Swenson, Adyn	*	1-1	0-0	2-2	0	1	1	0	4	1	0	0	1	8
14	Smith, Taylor	*	0-3	0-0	2-2	0	0	0	1	2	2	0	0	0	8
23	Belew, Marisa	*	1-1	0-0	0-0	1	3	4	1	2	0	0	0	1	8
30	Jones, Alli	*	1-2	0-0	0-0	0	1	1	0	2	0	2	0	0	7
24	Fuller, Kaci		0-3	0-0	1-2	0	0	0	0	1	0	0	0	0	8
	Team					0	0	0							
	Totals		3-10	0-0	5-6	1	5	6	2	11	3	2	0	2	-

FG %: 3-10 30.0%
3FG %: 0-0 0.0%
FT %: 5-6 83.3%

Deadball Rebounds
1

Officials: Greg Geren (R), Elexis Fancher (U), Justin Dorris (U)
Technical fouls: Moore Co.-None. Huntingdon-None.
Attendance:
2018 TSSAA DI-A State Tournament Game 2 (Quarterfinals)

Score by periods	1st	2nd	3rd	4th	Total
Moore Co.	0	0	0	11	11
Huntingdon	0	0	0	11	11

2010 Class A State Girls' Basketball Tournament

March 10 - March 13, 2010 · Middle Tennessee State University - Murfreesboro

Game 1
Wed. Mar. 10 10:00 AM

North Greene (20-13)	46
Middleton (29-2)	48

Game 2
Wed. Mar. 10 11:30 AM

Jackson Co. (29-5)	56
Coalfield (23-5)	30

Game 3
Wed. Mar. 10 1:00 PM

CSAS (27-6)	58
Scotts Hill (28-5)	39

Game 4
Wed. Mar. 10 2:30 PM

Moore Co. (26-7)	51
Wayne Co. (22-9)	42

Game 5
Fri. Mar. 12 10:00 AM

Middleton	32
Jackson Co.	44

Game 6
Fri. Mar. 12 11:30 AM

CSAS	30
Moore Co.	41

Game 7
Sat. Mar. 13 2:00 PM

Jackson Co.	46
Moore Co.	31

Jackson Co.
STATE CHAMPION

Official Basketball Box Score
Wayne County vs Moore County
3/10/10 2:30 PM at Murphy Center (Murfreesboro, TN)

VISITORS: Wayne County 22-10

##	Player Name		TOT-FG FG-FGA	3-PT FG-FGA	FT-FTA	REBOUNDS OF	DE	TOT	PF	TP	A	TO	BLK	S	MIN
10	Risner, Kelsey.....	*	5-10	2-5	1-1	0	1	1	2	13	3	4	0	3	32
21	Risner, Jordan.....	*	1-6	0-2	0-0	3	4	7	3	2	4	4	0	1	32
33	Reed, Tori.....	*	2-5	2-3	0-0	4	4	8	4	6	1	3	0	0	31
45	Bell, Samantha.....	*	4-6	0-0	3-4	0	3	3	5	11	1	3	0	3	22
52	Daniel, Carly.....	*	3-10	1-1	3-4	1	3	4	4	10	0	3	0	1	24
11	Milam, Mary.....		0-0	0-0	0-0	0	1	1	1	0	0	0	0	0	0+
12	Haggard, Anna.....		0-0	0-0	0-0	0	0	0	0	0	0	0	0	0	0+
14	Skelton, Taylor.....		0-0	0-0	0-0	0	1	1	0	0	0	3	0	0	6
15	Daniel, Liz.....		0-0	0-0	0-0	0	0	0	1	0	0	1	0	0	13
	TEAM.....					2		2							
	Totals.....		15-37	5-11	7-9	10	17	27	20	42	9	21	0	8	160

TOTAL FG% 1st Half:	7-22	31.8%	2nd Half:	8-15	53.3%	Game:	40.5%	DEADB
3-Pt. FG% 1st Half:	1-5	20.0%	2nd Half:	4-6	66.7%	Game:	45.5%	REBS
F Throw % 1st Half:	2-3	66.7%	2nd Half:	5-6	83.3%	Game:	77.8%	1

HOME TEAM: Moore County 27-7

##	Player Name		TOT-FG FG-FGA	3-PT FG-FGA	FT-FTA	REBOUNDS OF	DE	TOT	PF	TP	A	TO	BLK	S	MIN
11	Garland, Rachel.....	*	2-5	0-0	7-11	4	2	6	4	11	3	4	0	2	29
12	Kight, Cassie.....	*	0-6	0-5	0-0	0	0	0	2	0	1	1	0	3	25
21	Taylor, Allata.....	*	1-4	0-2	7-8	1	2	3	1	9	1	1	0	4	32
22	Raby, Sarah.....	*	4-5	0-0	2-5	1	3	4	5	10	1	3	0	1	27
30	Vann, Heather.....	*	5-12	0-2	5-6	6	5	11	2	15	1	2	3	3	30
31	Howell, Amber.....		2-5	1-3	1-2	0	1	1	0	6	0	3	0	0	17
	TEAM.....														
	Totals.....		14-37	1-12	22-32	12	13	25	14	51	7	14	3	13	160

TOTAL FG% 1st Half:	7-17	41.2%	2nd Half:	7-20	35.0%	Game:	37.8%	DEADB
3-Pt. FG% 1st Half:	1-7	14.3%	2nd Half:	0-5	0.0%	Game:	8.3%	REBS
F Throw % 1st Half:	5-6	83.3%	2nd Half:	17-26	65.4%	Game:	68.8%	4

Officials: Bob McEuen, Charles Woods, Will Noe
Technical fouls: Wayne County-None. Moore County-None.
Attendance:

Score by Periods	1st	2nd	3rd	4th		Total
Wayne County.....	8	9	13	12	-	42
Moore County.....	9	11	14	17	-	51

Play-by-Play
Wayne County vs Moore County
3/10/10 2:30 PM at Murphy Center (Murfreesboro, TN)

1st PERIOD Play-by-Play (Page 1)

HOME TEAM: Moore County	TIME	SCORE	MAR	VISITORS: Wayne County
MISSED 3 PTR by Taylor, Allata	07:37			
REBOUND (OFF) by Raby, Sarah	07:37			
MISSED FT SHOT by Raby, Sarah	07:35			FOUL by Bell, Samantha (P1T1)
REBOUND (OFF) by (DEADBALL)	07:35			
GOOD! FT SHOT by Raby, Sarah	07:35	1-0	H 1	
REBOUND (DEF) by Garland, Rachel	07:16			MISSED 3 PTR by Risner, Jordan
TURNOVR by Garland, Rachel	07:13			
	06:57			MISSED JUMPER by Daniel, Carly
	06:57			REBOUND (OFF) by (TEAM)
	06:56			TURNOVR by Bell, Samantha
GOOD! LAYUP by Raby, Sarah [PNT]	06:47	3-0	H 3	
ASSIST by Garland, Rachel	06:47			
REBOUND (DEF) by Garland, Rachel	06:29			MISSED LAYUP by Bell, Samantha
FOUL by Garland, Rachel (P1T1)	06:08			
TURNOVR by Garland, Rachel	06:08			
	05:54	3-3	T 1	GOOD! 3 PTR by Reed, Tori
	05:54			ASSIST by Bell, Samantha
TURNOVR by Kight, Cassie	05:37			STEAL by Daniel, Carly
	05:26			TURNOVR by Bell, Samantha
STEAL by Taylor, Allata	05:25			
GOOD! LAYUP by Taylor, Allata [FB/PNT]	05:23	5-3	H 2	
	05:07			TURNOVR by Daniel, Carly
STEAL by Garland, Rachel	05:06			
GOOD! FT SHOT by Garland, Rachel	05:01	6-3	H 3	FOUL by Daniel, Carly (P1T2)
GOOD! FT SHOT by Garland, Rachel	05:01	7-3	H 4	
	04:48			TURNOVR by Risner, Kelsey
STEAL by Taylor, Allata	04:47			
GOOD! FT SHOT by Taylor, Allata	04:44	8-3	H 5	FOUL by Bell, Samantha (P2T3)
GOOD! FT SHOT by Taylor, Allata	04:44	9-3	H 6	
BLOCK by Vann, Heather	04:19			MISSED JUMPER by Daniel, Carly
	04:19			REBOUND (OFF) by (TEAM)
	04:15			MISSED 3 PTR by Risner, Kelsey
	04:15			REBOUND (OFF) by Reed, Tori
BLOCK by Vann, Heather	04:12			MISSED JUMPER by Reed, Tori
	04:10			REBOUND (OFF) by Risner, Jordan
	04:08	9-5	H 4	GOOD! JUMPER by Risner, Jordan [PNT]
TURNOVR by Garland, Rachel	04:02			
	03:42	9-7	H 2	GOOD! LAYUP by Risner, Kelsey [PNT]
	03:42			ASSIST by Risner, Jordan
FOUL by Kight, Cassie (P1T2)	03:42	9-8	H 1	GOOD! FT SHOT by Risner, Kelsey
SUB IN : Howell, Amber	03:42			SUB IN : Skelton, Taylor
SUB OUT: Kight, Cassie	03:42			SUB OUT: Bell, Samantha
TURNOVR by Raby, Sarah	03:24			
	03:22			STEAL by Risner, Kelsey
FOUL by Vann, Heather (P1T3)	03:14			
	03:07			TURNOVR by Risner, Kelsey
MISSED 3 PTR by Vann, Heather	02:39			REBOUND (DEF) by Risner, Jordan
REBOUND (DEF) by Taylor, Allata	02:31			MISSED JUMPER by Daniel, Carly
MISSED JUMPER by Howell, Amber	02:05			REBOUND (DEF) by Risner, Jordan
FOUL by Vann, Heather (P2T4)	01:55			
SUB IN : Kight, Cassie	01:55			
SUB OUT: Vann, Heather	01:55			
	01:51			TURNOVR by Reed, Tori
STEAL by Taylor, Allata	01:49			
FOUL by Raby, Sarah (P1T5)	01:32			
TURNOVR by Raby, Sarah	01:32			STEAL by Risner, Jordan
	01:32			SUB IN : Daniel, Liz
	01:32			SUB OUT: Reed, Tori
FOUL by Kight, Cassie (P2T6)	01:23			
	01:08			TURNOVR by Daniel, Carly
STEAL by Kight, Cassie	01:07			
MISSED 3 PTR by Kight, Cassie	00:42			REBOUND (DEF) by Daniel, Carly
FOUL by Raby, Sarah (P2T7)	00:42			MISSED FT SHOT by Daniel, Carly
REBOUND (DEF) by Raby, Sarah	00:42			

	00:42			SUB IN : Reed, Tori
	00:42			SUB OUT: Skelton, Taylor
TURNOVR by Raby, Sarah	00:08			
	00:03			FOUL by Reed, Tori (P1T4)
	00:03			TURNOVR by Reed, Tori

Moore County 9, Wayne County 8

2nd PERIOD Play-by-Play (Page 1)

HOME TEAM: Moore County	TIME	SCORE	MAR	VISITORS: Wayne County
GOOD! LAYUP by Garland, Rachel [PNT]	07:31	11-8	H 3	
	07:12			TURNOVR by Risner, Jordan
STEAL by Vann, Heather	07:10			
MISSED JUMPER by Garland, Rachel	06:56			REBOUND (DEF) by Bell, Samantha
	06:37			MISSED LAYUP by Daniel, Carly
	06:37			REBOUND (OFF) by Daniel, Carly
	06:36			MISSED LAYUP by Daniel, Carly
	06:36			REBOUND (OFF) by Reed, Tori
REBOUND (DEF) by Vann, Heather	06:33			MISSED LAYUP by Reed, Tori
MISSED 3 PTR by Kight, Cassie	06:07			
REBOUND (OFF) by Garland, Rachel	06:07			
	05:46			MISSED 3 PTR by Risner, Jordan
	05:46			REBOUND (OFF) by Reed, Tori
	05:44			MISSED JUMPER by Risner, Jordan
	05:44			REBOUND (OFF) by Reed, Tori
	05:35	11-10	H 1	GOOD! JUMPER by Bell, Samantha [PNT]
	05:35			ASSIST by Risner, Jordan
TIMEOUT 30sec	05:31			
MISSED 3 PTR by Kight, Cassie	05:10			REBOUND (DEF) by Risner, Kelsey
	05:02	11-12	V 1	GOOD! LAYUP by Daniel, Carly [FB/PNT]
	05:02			ASSIST by Risner, Kelsey
FOUL by Garland, Rachel (P2T8)	05:02	11-13	V 2	GOOD! FT SHOT by Daniel, Carly
SUB IN : Howell, Amber	05:02			
SUB OUT: Garland, Rachel	05:02			
GOOD! JUMPER by Raby, Sarah [PNT]	04:04	13-13	T 2	
	03:45	13-15	V 2	GOOD! LAYUP by Bell, Samantha [PNT]
MISSED JUMPER by Kight, Cassie	03:29			REBOUND (DEF) by Bell, Samantha
REBOUND (DEF) by Vann, Heather	03:18			MISSED 3 PTR by Risner, Kelsey
GOOD! 3 PTR by Howell, Amber	03:00	16-15	H 1	
ASSIST by Taylor, Allata	03:00			
REBOUND (DEF) by Taylor, Allata	02:35			MISSED LAYUP by Risner, Kelsey
MISSED JUMPER by Taylor, Allata	02:27			REBOUND (DEF) by Daniel, Carly
	02:18			FOUL by Daniel, Carly (P2T5)
	02:18			TURNOVR by Daniel, Carly
SUB IN : Garland, Rachel	02:12			
SUB OUT: Kight, Cassie	02:12			
GOOD! JUMPER by Vann, Heather	02:00	18-15	H 3	
REBOUND (DEF) by Raby, Sarah	01:43			MISSED JUMPER by Bell, Samantha
MISSED 3 PTR by Vann, Heather	01:30			REBOUND (DEF) by Reed, Tori
	01:16	18-17	H 1	GOOD! LAYUP by Risner, Kelsey [PNT]
GOOD! LAYUP by Vann, Heather [PNT]	00:07	20-17	H 3	
ASSIST by Raby, Sarah	00:07			

Moore County 20, Wayne County 17

3rd PERIOD Play-by-Play (Page 1)

HOME TEAM: Moore County	TIME	SCORE	MAR	VISITORS: Wayne County
	07:48	20-19	H 1	GOOD! LAYUP by Daniel, Carly [PNT]
GOOD! JUMPER by Vann, Heather	07:29	22-19	H 3	
ASSIST by Garland, Rachel	07:29			
	07:14	22-22	T 3	GOOD! 3 PTR by Reed, Tori
GOOD! FT SHOT by Garland, Rachel	06:49	23-22	H 1	FOUL by Bell, Samantha (P3T1)
GOOD! FT SHOT by Garland, Rachel	06:49	24-22	H 2	
BLOCK by Vann, Heather	06:33			MISSED JUMPER by Daniel, Carly
REBOUND (DEF) by Vann, Heather	06:30			
GOOD! LAYUP by Raby, Sarah [PNT]	06:25	26-22	H 4	
ASSIST by Vann, Heather	06:25			
GOOD! FT SHOT by Raby, Sarah	06:25	27-22	H 5	FOUL by Daniel, Carly (P3T2)

	06:25			TIMEOUT 30sec
	06:17			TURNOVR by Risner, Kelsey
MISSED JUMPER by Vann, Heather	06:00			
REBOUND (OFF) by Vann, Heather	06:00			
MISSED JUMPER by Vann, Heather	05:56			
REBOUND (OFF) by Taylor, Allata	05:56			
	05:55			FOUL by Daniel, Carly (P4T3)
	05:55			SUB IN : Skelton, Taylor
	05:55			SUB OUT: Daniel, Carly
MISSED JUMPER by Vann, Heather	05:51			
REBOUND (OFF) by Vann, Heather	05:51			
MISSED JUMPER by Vann, Heather	05:49			REBOUND (DEF) by Reed, Tori
	05:39			TIMEOUT 30sec
	05:31			TURNOVR by Skelton, Taylor
STEAL by Vann, Heather	05:27			
MISSED LAYUP by Vann, Heather	05:26			REBOUND (DEF) by Risner, Jordan
FOUL by Raby, Sarah (P3T1)	05:11	27-23	H 4	GOOD! FT SHOT by Bell, Samantha
	05:11	27-24	H 3	GOOD! FT SHOT by Bell, Samantha
SUB IN : Howell, Amber	05:11			
SUB OUT: Raby, Sarah	05:11			
TURNOVR by Howell, Amber	04:52			
	04:51			STEAL by Risner, Kelsey
	04:49	27-26	H 1	GOOD! LAYUP by Risner, Kelsey [FB/PNT]
GOOD! LAYUP by Garland, Rachel [PNT]	04:34	29-26	H 3	
GOOD! FT SHOT by Garland, Rachel	04:34	30-26	H 4	FOUL by Reed, Tori (P2T4)
	04:13			TURNOVR by Skelton, Taylor
MISSED 3 PTR by Howell, Amber	03:53			REBOUND (DEF) by Skelton, Taylor
	03:40			TURNOVR by Skelton, Taylor
STEAL by Kight, Cassie	03:21			TURNOVR by Risner, Kelsey
	03:21			SUB IN : Daniel, Liz
	03:21			SUB OUT: Skelton, Taylor
TURNOVR by Vann, Heather	03:19			
	03:18			STEAL by Risner, Kelsey
MISSED 3 PTR by Kight, Cassie	03:04			
REBOUND (OFF) by Garland, Rachel	03:04			
TURNOVR by Taylor, Allata	02:58			STEAL by Bell, Samantha
SUB IN : Raby, Sarah	02:58			
SUB OUT: Kight, Cassie	02:58			
REBOUND (DEF) by Vann, Heather	02:38			MISSED LAYUP by Risner, Jordan
GOOD! JUMPER by Vann, Heather	02:17	32-26	H 6	
	02:07			MISSED JUMPER by Risner, Jordan
	02:07			REBOUND (OFF) by Risner, Jordan
FOUL by Garland, Rachel (P3T2)	02:03			
FOUL by Taylor, Allata (P1T3)	01:59			MISSED FT SHOT by Bell, Samantha
	01:59			REBOUND (OFF) by (DEADBALL)
	01:59	32-27	H 5	GOOD! FT SHOT by Bell, Samantha
TURNOVR by Howell, Amber	01:53			
	01:35			TURNOVR by Risner, Jordan
STEAL by Vann, Heather	01:34			
MISSED JUMPER by Raby, Sarah	01:25			
REBOUND (OFF) by Vann, Heather	01:25			
GOOD! JUMPER by Vann, Heather	01:22	34-27	H 7	
	01:05	34-30	H 4	GOOD! 3 PTR by Risner, Kelsey
	01:05			ASSIST by Risner, Jordan
MISSED FT SHOT by Raby, Sarah	00:06			FOUL by Risner, Kelsey (P1T5)
REBOUND (OFF) by (DEADBALL)	00:06			
MISSED FT SHOT by Raby, Sarah	00:06			REBOUND (DEF) by Bell, Samantha
SUB IN : Kight, Cassie	00:06			
SUB OUT: Howell, Amber	00:06			

Moore County 34, Wayne County 30

4th PERIOD Play-by-Play (Page 1)

HOME TEAM: Moore County	TIME	SCORE	MAR	VISITORS: Wayne County
	07:58			SUB IN : Daniel, Liz
	07:58			SUB OUT: Daniel, Carly
MISSED 3 PTR by Kight, Cassie	07:56			
REBOUND (OFF) by Vann, Heather	07:56			
MISSED JUMPER by Garland, Rachel	07:47			
REBOUND (OFF) by Vann, Heather	07:47			

TURNOVR by Vann, Heather	07:45			STEAL by Bell, Samantha
	07:25	34-33	H 1	GOOD! 3 PTR by Risner, Kelsey
	07:25			ASSIST by Reed, Tori
MISSED LAYUP by Garland, Rachel	06:57			
REBOUND (OFF) by Garland, Rachel	06:57			
GOOD! FT SHOT by Vann, Heather	06:39	35-33	H 2	FOUL by Risner, Jordan (P1T6)
GOOD! FT SHOT by Vann, Heather	06:39	36-33	H 3	
	06:27			MISSED 3 PTR by Risner, Kelsey
	06:27			REBOUND (OFF) by Risner, Jordan
	06:18			TURNOVR by Daniel, Liz
STEAL by Kight, Cassie	06:17			
MISSED FT SHOT by Garland, Rachel	05:54			FOUL by Bell, Samantha (P4T7)
REBOUND (OFF) by (DEADBALL)	05:54			
MISSED FT SHOT by Garland, Rachel	05:54			REBOUND (DEF) by Reed, Tori
FOUL by Raby, Sarah (P4T4)	05:38			
	05:38			SUB IN : Daniel, Carly
	05:38			SUB OUT: Bell, Samantha
STEAL by Taylor, Allata	05:34			TURNOVR by Reed, Tori
SUB IN : Howell, Amber	05:34			
SUB OUT: Raby, Sarah	05:34			
GOOD! JUMPER by Howell, Amber	05:32	38-33	H 5	
ASSIST by Garland, Rachel	05:32			
	05:17			TIMEOUT TEAM
REBOUND (DEF) by Vann, Heather	05:06			MISSED 3 PTR by Reed, Tori
TURNOVR by Howell, Amber	04:41			
	04:40			STEAL by Bell, Samantha
	04:24	38-35	H 3	GOOD! LAYUP by Bell, Samantha [PNT]
	04:24			ASSIST by Risner, Jordan
MISSED 3 PTR by Taylor, Allata	03:51			
REBOUND (OFF) by Garland, Rachel	03:51			
TURNOVR by Garland, Rachel	03:48			
SUB IN : Raby, Sarah	03:48			
SUB OUT: Howell, Amber	03:48			
	03:19	38-37	H 1	GOOD! LAYUP by Bell, Samantha [PNT]
	03:19			ASSIST by Risner, Kelsey
GOOD! JUMPER by Raby, Sarah	02:50	40-37	H 3	
ASSIST by Kight, Cassie	02:50			
	02:38			TURNOVR by Risner, Jordan
STEAL by Raby, Sarah	02:37			
TIMEOUT TEAM	02:28			
GOOD! FT SHOT by Taylor, Allata	02:14	41-37	H 4	FOUL by Risner, Jordan (P2T8)
GOOD! FT SHOT by Taylor, Allata	02:14	42-37	H 5	
STEAL by Garland, Rachel	02:02			TURNOVR by Bell, Samantha
GOOD! FT SHOT by Garland, Rachel	01:57	43-37	H 6	FOUL by Bell, Samantha (P5T9)
MISSED FT SHOT by Garland, Rachel	01:57			
REBOUND (OFF) by Vann, Heather	01:57			
GOOD! FT SHOT by Vann, Heather	01:55	44-37	H 7	FOUL by Reed, Tori (P3T10)
	01:55			TIMEOUT TEAM
GOOD! FT SHOT by Vann, Heather	01:55	45-37	H 8	
REBOUND (DEF) by Raby, Sarah	01:43			MISSED JUMPER by Daniel, Carly
GOOD! FT SHOT by Vann, Heather	01:27	46-37	H 9	FOUL by Daniel, Liz (P1T11)
MISSED FT SHOT by Vann, Heather	01:27			REBOUND (DEF) by Reed, Tori
FOUL by Raby, Sarah (P5T5)	01:16	46-38	H 8	GOOD! FT SHOT by Daniel, Carly
	01:16	46-39	H 7	GOOD! FT SHOT by Daniel, Carly
SUB IN : Howell, Amber	01:16			
SUB OUT: Raby, Sarah	01:16			
GOOD! FT SHOT by Taylor, Allata	00:59	47-39	H 8	FOUL by Risner, Kelsey (P2T12)
MISSED FT SHOT by Taylor, Allata	00:59			REBOUND (DEF) by Risner, Jordan
	00:53			TURNOVR by Risner, Jordan
	00:53			SUB IN : Skelton, Taylor
	00:53			SUB IN : Haggard, Anna
	00:53			SUB IN : Milam, Mary
	00:53			SUB OUT: Reed, Tori
	00:53			SUB OUT: Risner, Kelsey
	00:53			SUB OUT: Daniel, Carly
GOOD! FT SHOT by Taylor, Allata	00:47	48-39	H 9	FOUL by Milam, Mary (P1T13)
GOOD! FT SHOT by Taylor, Allata	00:47	49-39	H 10	
	00:47			SUB IN : Risner, Kelsey
	00:47			SUB IN : Reed, Tori
	00:47			SUB IN : Daniel, Carly
	00:47			SUB OUT: Skelton, Taylor
	00:47			SUB OUT: Haggard, Anna
	00:47			SUB OUT: Milam, Mary

	00:32	49-42	H 7	GOOD! 3 PTR by Daniel, Carly
	00:32			ASSIST by Risner, Kelsey
	00:31			TIMEOUT 30sec
	00:31			SUB IN : Skelton, Taylor
	00:31			SUB IN : Haggard, Anna
	00:31			SUB IN : Milam, Mary
	00:31			SUB OUT: Risner, Kelsey
	00:31			SUB OUT: Reed, Tori
	00:31			SUB OUT: Daniel, Carly
GOOD! FT SHOT by Garland, Rachel	00:27	50-42	H 8	FOUL by Risner, Jordan (P3T14)
MISSED FT SHOT by Garland, Rachel	00:27			REBOUND (DEF) by Daniel, Carly
	00:27			SUB IN : Daniel, Carly
	00:27			SUB IN : Risner, Kelsey
	00:27			SUB IN : Reed, Tori
	00:27			SUB OUT: Skelton, Taylor
	00:27			SUB OUT: Haggard, Anna
	00:27			SUB OUT: Milam, Mary
FOUL by Garland, Rachel (P4T6)	00:20			
REBOUND (DEF) by Howell, Amber	00:14			MISSED JUMPER by Risner, Kelsey
MISSED FT SHOT by Howell, Amber	00:10			FOUL by Reed, Tori (P4T15)
REBOUND (OFF) by (DEADBALL)	00:10			
GOOD! FT SHOT by Howell, Amber	00:10	51-42	H 9	
MISSED 3 PTR by Howell, Amber	00:04			REBOUND (DEF) by Milam, Mary

Moore County 51, Wayne County 42

Official Basketball Box Score -- 1st Half
Wayne County vs Moore County
3/10/10 2:30 PM at Murphy Center (Murfreesboro, TN)

VISITORS: Wayne County 22-10

##	Player Name		TOT-FG FG-FGA	3-PT FG-FGA	FT-FTA	REBOUNDS OF	DE	TOT	PF	TP	A	TO	BLK	S	MIN
10	Risner, Kelsey.....	*	2-5	0-2	1-1	0	1	1	0	5	1	2	0	1	16
21	Risner, Jordan.....	*	1-4	0-2	0-0	1	2	3	0	2	2	1	0	1	16
33	Reed, Tori.....	*	1-3	1-1	0-0	4	1	5	1	3	0	2	0	0	15
45	Bell, Samantha.....	*	2-4	0-0	0-0	0	2	2	2	4	1	2	0	0	12
52	Daniel, Carly.....	*	1-6	0-0	1-2	1	2	3	2	3	0	3	0	1	16
11	Milam, Mary.....		0-0	0-0	0-0	0	0	0	0	0	0	0	0	0	0
12	Haggard, Anna.....		0-0	0-0	0-0	0	0	0	0	0	0	0	0	0	0
14	Skelton, Taylor.....		0-0	0-0	0-0	0	0	0	0	0	0	0	0	0	3
15	Daniel, Liz.....		0-0	0-0	0-0	0	0	0	0	0	0	0	0	0	2
	TEAM.....					2		2							
	Totals.....		7-22	1-5	2-3	8	8	16	5	17	4	10	0	3	80

TOTAL FG% 1st Half: 7-22 31.8%
3-Pt. FG% 1st Half: 1-5 20.0%
F Throw % 1st Half: 2-3 66.7%

HOME TEAM: Moore County 27-7

##	Player Name		TOT-FG FG-FGA	3-PT FG-FGA	FT-FTA	REBOUNDS OF	DE	TOT	PF	TP	A	TO	BLK	S	MIN
11	Garland, Rachel.....	*	1-2	0-0	2-2	1	2	3	2	4	1	3	0	1	13
12	Kight, Cassie.....	*	0-4	0-3	0-0	0	0	0	2	0	0	1	0	1	12
21	Taylor, Allata.....	*	1-3	0-1	2-2	0	2	2	0	4	1	0	0	3	16
22	Raby, Sarah.....	*	2-2	0-0	1-2	1	2	3	2	5	1	3	0	0	16
30	Vann, Heather.....	*	2-4	0-2	0-0	0	2	2	2	4	0	0	2	1	14
31	Howell, Amber.....		1-2	1-1	0-0	0	0	0	0	3	0	0	0	0	9
	TEAM.....														
	Totals.....		7-17	1-7	5-6	2	8	10	8	20	3	7	2	6	80

TOTAL FG% 1st Half: 7-17 41.2%
3-Pt. FG% 1st Half: 1-7 14.3%
F Throw % 1st Half: 5-6 83.3%

Officials: Bob McEuen, Charles Woods, Will Noe
Technical fouls: Wayne County-None. Moore County-None.
Attendance:

Score by Periods	1st	2nd
Wayne County.....	8	9
Moore County.....	9	11

Official Basketball Box Score -- 2nd Half
Wayne County vs Moore County
3/10/10 2:30 PM at Murphy Center (Murfreesboro, TN)

VISITORS: Wayne County 22-10

##	Player Name		TOT-FG FG-FGA	3-PT FG-FGA	FT-FTA	REBOUNDS OF	DE	TOT	PF	TP	A	TO	BLK	S	MIN
10	Risner, Kelsey.....	*	3-5	2-3	0-0	0	0	0	2	8	2	2	0	2	16
21	Risner, Jordan.....	*	0-2	0-0	0-0	2	2	4	3	0	2	3	0	0	16
33	Reed, Tori.....	*	1-2	1-2	0-0	0	3	3	3	3	1	1	0	0	16
45	Bell, Samantha.....	*	2-2	0-0	3-4	0	1	1	3	7	0	1	0	3	10
52	Daniel, Carly.....	*	2-4	1-1	2-2	0	1	1	2	7	0	0	0	0	8
11	Milam, Mary.....		0-0	0-0	0-0	0	1	1	1	0	0	0	0	0	0+
12	Haggard, Anna.....		0-0	0-0	0-0	0	0	0	0	0	0	0	0	0	0+
14	Skelton, Taylor.....		0-0	0-0	0-0	0	1	1	0	0	0	3	0	0	3
15	Daniel, Liz.....		0-0	0-0	0-0	0	0	0	1	0	0	1	0	0	11
	TEAM.....														
	Totals.....		8-15	4-6	5-6	2	9	11	15	25	5	11	0	5	80

TOTAL FG% 1st Half: 7-22 31.8% 2nd Half: 8-15 53.3% Game: 40.5%
3-Pt. FG% 1st Half: 1-5 20.0% 2nd Half: 4-6 66.7% Game: 45.5%
F Throw % 1st Half: 2-3 66.7% 2nd Half: 5-6 83.3% Game: 77.8%

HOME TEAM: Moore County 27-7

##	Player Name		TOT-FG FG-FGA	3-PT FG-FGA	FT-FTA	REBOUNDS OF	DE	TOT	PF	TP	A	TO	BLK	S	MIN
11	Garland, Rachel.....	*	1-3	0-0	5-9	3	0	3	2	7	2	1	0	1	16
12	Kight, Cassie.....	*	0-2	0-2	0-0	0	0	0	0	0	1	0	0	2	13
21	Taylor, Allata.....	*	0-1	0-1	5-6	1	0	1	1	5	0	1	0	1	16
22	Raby, Sarah.....	*	2-3	0-0	1-3	0	1	1	3	5	0	0	0	1	11
30	Vann, Heather.....	*	3-8	0-0	5-6	6	3	9	0	11	1	2	1	2	16
31	Howell, Amber.....		1-3	0-2	1-2	0	1	1	0	3	0	3	0	0	8
	TEAM.....														
	Totals.....		7-20	0-5	17-26	10	5	15	6	31	4	7	1	7	80

TOTAL FG% 1st Half: 7-17 41.2% 2nd Half: 7-20 35.0% Game: 37.8%
3-Pt. FG% 1st Half: 1-7 14.3% 2nd Half: 0-5 0.0% Game: 8.3%
F Throw % 1st Half: 5-6 83.3% 2nd Half: 17-26 65.4% Game: 68.8%

Officials: Bob McEuen, Charles Woods, Will Noe
Technical fouls: Wayne County-None. Moore County-None.
Attendance:

Score by Periods	1st	2nd	3rd	4th
Wayne County.....	8	9	13	12
Moore County.....	9	11	14	17

Wayne County vs Moore County (3/10/10 - Period 4 00:00)

POINTS OFF TURNOVERS	1	2	3	4 - Tot
Wayne County.....	6	0	2	7 - 15
Moore County.....	8	2	2	9 - 21

POINTS IN PAINT	1	2	3	4 - Tot
Wayne County.....	4	8	4	4 - 20
Moore County.....	4	6	4	0 - 14

2ND CHANCE POINTS	1	2	3	4 - Tot
Wayne County.....	2	2	1	0 - 5
Moore County.....	1	0	2	4 - 7

FAST BREAK POINTS	1	2	3	4 - Tot
Wayne County.....	0	2	2	0 - 4
Moore County.....	2	0	0	0 - 2

BENCH POINTS	1	2	3	4 - Tot
Wayne County.....	0	0	0	0 - 0
Moore County.....	0	3	0	3 - 6

SCORE TIED BY	1	2	3	4 - Tot
Wayne County.....	1	0	1	0 - 2
Moore County.....	0	1	0	0 - 1

LEAD GAINED BY	1	2	3	4 - Tot
Wayne County.....	0	1	0	0 - 1
Moore County.....	0	1	0	0 - 1

Official Basketball Box Score
Moore County vs Chattanooga Arts
3/12/10 11:30 AM at Murphy Center (Murfreesboro, TN)

VISITORS: Moore County 28-7

##	Player Name		TOT-FG FG-FGA	3-PT FG-FGA	FT-FTA	REBOUNDS OF	DE	TOT	PF	TP	A	TO	BLK	S	MIN
11	Garland, Rachel.....	*	5-14	1-2	0-0	1	2	3	3	11	2	7	0	1	29
12	Kight, Cassie.....	*	2-3	1-1	0-0	0	2	2	1	5	2	0	0	1	27
21	Taylor, Allata.....	*	3-5	2-4	2-4	1	3	4	5	10	1	5	0	2	25
22	Raby, Sarah.....	*	0-3	0-0	4-4	0	9	9	1	4	0	4	0	0	28
30	Vann, Heather.....	*	4-8	0-1	3-5	4	6	10	2	11	1	3	0	1	32
31	Howell, Amber.....		0-1	0-1	0-2	2	3	5	4	0	1	2	0	1	19
	TEAM.....						4	4							
	Totals.....		14-34	4-9	9-15	8	29	37	16	41	7	21	0	6	160

TOTAL FG% 1st Half: 9-20 45.0% 2nd Half: 5-14 35.7% Game: 41.2% DEADB
3-Pt. FG% 1st Half: 2-5 40.0% 2nd Half: 2-4 50.0% Game: 44.4% REBS
F Throw % 1st Half: 0-3 0.0% 2nd Half: 9-12 75.0% Game: 60.0% 2

HOME TEAM: Chattanooga Arts 28-7

##	Player Name		TOT-FG FG-FGA	3-PT FG-FGA	FT-FTA	REBOUNDS OF	DE	TOT	PF	TP	A	TO	BLK	S	MIN
00	Anthony, Robin.....	*	3-9	0-1	5-10	0	1	1	4	11	1	1	0	4	32
10	Anderson, Alexis....	*	1-9	0-1	0-0	1	1	2	4	2	1	5	0	1	32
21	Gordon, Chariah.....	*	4-16	0-4	0-1	2	4	6	4	8	2	4	0	1	32
32	Kelly, Kayla.....	*	2-8	1-4	0-0	2	5	7	2	5	0	1	2	5	32
40	McPherson, Courtney.	*	2-7	0-0	0-1	7	3	10	2	4	1	4	1	1	32
30	Ziegler, Emma.....		0-0	0-0	0-0	0	1	1	0	0	0	0	0	0	0
	TEAM.....					1	1	2							
	Totals.....		12-49	1-10	5-12	13	16	29	16	30	5	15	3	12	160

TOTAL FG% 1st Half: 6-24 25.0% 2nd Half: 6-25 24.0% Game: 24.5% DEADB
3-Pt. FG% 1st Half: 1-7 14.3% 2nd Half: 0-3 0.0% Game: 10.0% REBS
F Throw % 1st Half: 1-3 33.3% 2nd Half: 4-9 44.4% Game: 41.7% 2

Officials: Michael Hutson, Charles Woods, Randy Justice
Technical fouls: Moore County-None. Chattanooga Arts-None.
Attendance:

Score by Periods	1st	2nd	3rd	4th		Total
Moore County.....	16	4	9	12	-	41
Chattanooga Arts.....	3	11	2	14	-	30

Play-by-Play
Moore County vs Chattanooga Arts
3/12/10 11:30 AM at Murphy Center (Murfreesboro, TN)

1st PERIOD Play-by-Play (Page 1)

HOME TEAM: Chattanooga Arts	TIME	SCORE	MAR	VISITORS: Moore County
MISSED JUMPER by McPherson, Courtney	07:48			REBOUND (DEF) by (TEAM)
	07:39			TURNOVR by Garland, Rachel
STEAL by Kelly, Kayla	07:38			
MISSED LAYUP by Anthony, Robin	07:18			REBOUND (DEF) by Vann, Heather
	07:10	0-2	V 2	GOOD! JUMPER by Garland, Rachel
MISSED JUMPER by Anderson, Alexis	06:53			REBOUND (DEF) by Raby, Sarah
	06:43			TURNOVR by Garland, Rachel
STEAL by Kelly, Kayla	06:42			
MISSED JUMPER by Anderson, Alexis	06:33			
REBOUND (OFF) by Gordon, Chariah	06:33			
TURNOVR by Gordon, Chariah	06:33			
BLOCK by McPherson, Courtney	06:27			MISSED JUMPER by Raby, Sarah
REBOUND (DEF) by Anderson, Alexis	06:24			
MISSED 3 PTR by Gordon, Chariah	06:16			REBOUND (DEF) by Taylor, Allata
REBOUND (DEF) by Gordon, Chariah	06:06			MISSED 3 PTR by Garland, Rachel
GOOD! LAYUP by Anderson, Alexis [FB/PNT]	06:01	2-2	T 1	
	05:26	2-4	V 2	GOOD! JUMPER by Garland, Rachel [PNT]
	05:26			ASSIST by Kight, Cassie
MISSED 3 PTR by Gordon, Chariah	05:07			REBOUND (DEF) by Vann, Heather
	05:00	2-6	V 4	GOOD! LAYUP by Garland, Rachel [FB/PNT]
TIMEOUT 30sec	04:53			
TURNOVR by Gordon, Chariah	04:31			
	04:21			TURNOVR by Garland, Rachel
MISSED JUMPER by Gordon, Chariah	03:58			REBOUND (DEF) by Vann, Heather
	03:36	2-8	V 6	GOOD! LAYUP by Kight, Cassie [PNT]
	03:36			ASSIST by Taylor, Allata
TURNOVR by Anderson, Alexis	02:50			
	02:40	2-11	V 9	GOOD! 3 PTR by Taylor, Allata
	02:40			ASSIST by Vann, Heather
TURNOVR by McPherson, Courtney	02:27			
BLOCK by Kelly, Kayla	02:10			MISSED JUMPER by Raby, Sarah
	02:07			REBOUND (OFF) by Garland, Rachel
	02:05			MISSED JUMPER by Garland, Rachel
	02:05			REBOUND (OFF) by Vann, Heather
	02:02	2-13	V 11	GOOD! JUMPER by Vann, Heather [PNT]
FOUL by Kelly, Kayla (P1T1)	02:01			MISSED FT SHOT by Vann, Heather
REBOUND (DEF) by Kelly, Kayla	02:01			
	02:01			SUB IN : Howell, Amber
	02:01			SUB OUT: Garland, Rachel
MISSED JUMPER by Kelly, Kayla	01:47			REBOUND (DEF) by Raby, Sarah
	01:29			MISSED 3 PTR by Howell, Amber
	01:29			REBOUND (OFF) by Howell, Amber
	01:20	2-16	V 14	GOOD! 3 PTR by Taylor, Allata
	01:20			ASSIST by Howell, Amber
GOOD! FT SHOT by Anthony, Robin	01:06	3-16	V 13	FOUL by Howell, Amber (P1T1)
MISSED FT SHOT by Anthony, Robin	01:06			REBOUND (DEF) by Raby, Sarah
	00:50			TURNOVR by Raby, Sarah
	00:50			SUB IN : Garland, Rachel
	00:50			SUB OUT: Kight, Cassie
FOUL by Anderson, Alexis (P1T2)	00:06			
TURNOVR by Anderson, Alexis	00:06			
	00:04			TURNOVR by Taylor, Allata
MISSED 3 PTR by Anderson, Alexis	00:00			REBOUND (DEF) by (TEAM)

Moore County 16, Chattanooga Arts 3

2nd PERIOD Play-by-Play (Page 1)

HOME TEAM: Chattanooga Arts	TIME	SCORE	MAR	VISITORS: Moore County
REBOUND (DEF) by Kelly, Kayla	07:33			MISSED JUMPER by Garland, Rachel
TURNOVR by Anderson, Alexis	07:24			
REBOUND (DEF) by Kelly, Kayla	07:12			MISSED JUMPER by Garland, Rachel
GOOD! LAYUP by McPherson, Courtney [PNT]	06:56	5-16	V 11	
	06:10			TURNOVR by Vann, Heather

STEAL by Anthony, Robin	06:09			
	06:05			FOUL by Howell, Amber (P2T2)
	06:05			TIMEOUT 30sec
TURNOVR by Kelly, Kayla	05:59			
	05:56			STEAL by Vann, Heather
REBOUND (DEF) by Gordon, Chariah	05:47			MISSED 3 PTR by Vann, Heather
TURNOVR by Anthony, Robin	05:38			
	05:35			STEAL by Taylor, Allata
FOUL by Gordon, Chariah (P1T3)	05:30			MISSED FT SHOT by Taylor, Allata
	05:30			REBOUND (OFF) by (DEADBALL)
REBOUND (DEF) by Gordon, Chariah	05:30			MISSED FT SHOT by Taylor, Allata
	05:30			SUB IN : Howell, Amber
	05:30			SUB OUT: Kight, Cassie
	05:19			FOUL by Taylor, Allata (P1T3)
TURNOVR by McPherson, Courtney	05:04			
	04:56			TURNOVR by Taylor, Allata
MISSED 3 PTR by Kelly, Kayla	04:38			REBOUND (DEF) by (TEAM)
	04:25			TURNOVR by Garland, Rachel
STEAL by McPherson, Courtney	04:24			
TURNOVR by McPherson, Courtney	04:23			
REBOUND (DEF) by Anthony, Robin	04:13			MISSED JUMPER by Garland, Rachel
GOOD! 3 PTR by Kelly, Kayla	03:57	8-16	V 8	
ASSIST by Gordon, Chariah	03:57			
REBOUND (DEF) by McPherson, Courtney	03:39			MISSED JUMPER by Garland, Rachel
	03:35			FOUL by Garland, Rachel (P1T4)
MISSED JUMPER by McPherson, Courtney	02:58			
REBOUND (OFF) by McPherson, Courtney	02:58			
MISSED 3 PTR by Gordon, Chariah	02:52			
REBOUND (OFF) by Gordon, Chariah	02:52			
MISSED JUMPER by Gordon, Chariah	02:49			
REBOUND (OFF) by McPherson, Courtney	02:49			
	02:48			FOUL by Taylor, Allata (P2T5)
MISSED LAYUP by McPherson, Courtney	02:44			REBOUND (DEF) by Vann, Heather
	02:35			TURNOVR by Garland, Rachel
GOOD! JUMPER by Anthony, Robin	02:27	10-16	V 6	
ASSIST by McPherson, Courtney	02:27			
	02:12	10-18	V 8	GOOD! LAYUP by Garland, Rachel [PNT]
MISSED JUMPER by Anderson, Alexis	01:55			
REBOUND (OFF) by McPherson, Courtney	01:55			
GOOD! LAYUP by McPherson, Courtney [PNT]	01:53	12-18	V 6	
MISSED FT SHOT by McPherson, Courtney	01:53			FOUL by Raby, Sarah (P1T6)
	01:53			REBOUND (DEF) by Raby, Sarah
	01:53			SUB IN : Kight, Cassie
	01:53			SUB OUT: Garland, Rachel
	01:34			TURNOVR by Raby, Sarah
STEAL by Kelly, Kayla	01:33			
GOOD! JUMPER by Gordon, Chariah	01:24	14-18	V 4	
ASSIST by Anderson, Alexis	01:24			
	01:09			TURNOVR by Raby, Sarah
STEAL by Anthony, Robin	01:08			
MISSED LAYUP by Anderson, Alexis	01:05			REBOUND (DEF) by Raby, Sarah
FOUL by Anthony, Robin (P1T4)	00:54			
	00:42			TURNOVR by Taylor, Allata
STEAL by Kelly, Kayla	00:41			
MISSED 3 PTR by Gordon, Chariah	00:34			
REBOUND (OFF) by Kelly, Kayla	00:34			
MISSED JUMPER by Gordon, Chariah	00:28			REBOUND (DEF) by Howell, Amber
FOUL by Anderson, Alexis (P2T5)	00:03			
BLOCK by Kelly, Kayla	00:01			MISSED JUMPER by Vann, Heather
	00:00			REBOUND (OFF) by Taylor, Allata
	00:00	14-20	V 6	GOOD! JUMPER by Taylor, Allata [PNT]

Moore County 20, Chattanooga Arts 14

3rd PERIOD Play-by-Play (Page 1)

HOME TEAM: Chattanooga Arts	TIME	SCORE	MAR	VISITORS: Moore County
	07:51	14-22	V 8	GOOD! LAYUP by Vann, Heather [PNT]
	07:48			ASSIST by Kight, Cassie
TURNOVR by Gordon, Chariah	07:15			
REBOUND (DEF) by Ziegler, Emma	06:51			MISSED 3 PTR by Taylor, Allata
TURNOVR by Anderson, Alexis	06:46			

	06:44			STEAL by Kight, Cassie
FOUL by McPherson, Courtney (P1T1)	06:42	14-23	V 9	GOOD! FT SHOT by Taylor, Allata
	06:42	14-24	V 10	GOOD! FT SHOT by Taylor, Allata
TURNOVR by Anderson, Alexis	06:33			STEAL by Taylor, Allata
FOUL by Anderson, Alexis (P3T2)	06:33			
REBOUND (DEF) by McPherson, Courtney	06:08			MISSED 3 PTR by Taylor, Allata
GOOD! FT SHOT by Anthony, Robin	06:01	15-24	V 9	FOUL by Taylor, Allata (P3T1)
MISSED FT SHOT by Anthony, Robin	06:01			REBOUND (DEF) by Raby, Sarah
	06:01			SUB IN : Howell, Amber
	06:01			SUB OUT: Taylor, Allata
REBOUND (DEF) by Gordon, Chariah	05:37			MISSED JUMPER by Raby, Sarah
MISSED JUMPER by Anthony, Robin	05:29			REBOUND (DEF) by Howell, Amber
STEAL by Anderson, Alexis	05:14			TURNOVR by Raby, Sarah
MISSED JUMPER by Kelly, Kayla	05:09			
REBOUND (OFF) by McPherson, Courtney	05:09			
MISSED 3 PTR by Anthony, Robin	05:03			REBOUND (DEF) by Howell, Amber
FOUL by Anthony, Robin (P2T3)	04:48			
	04:30			MISSED JUMPER by Kight, Cassie
	04:30			REBOUND (OFF) by Vann, Heather
	04:27	15-26	V 11	GOOD! JUMPER by Vann, Heather [PNT]
TURNOVR by McPherson, Courtney	04:13			STEAL by Garland, Rachel
	03:55			TURNOVR by Vann, Heather
	03:55			SUB IN : Taylor, Allata
	03:55			SUB OUT: Raby, Sarah
MISSED LAYUP by Gordon, Chariah	03:35			
REBOUND (OFF) by McPherson, Courtney	03:35			
	03:35			FOUL by Vann, Heather (P1T2)
MISSED JUMPER by Anderson, Alexis	03:31			
	03:28			REBOUND (DEF) by Kight, Cassie
FOUL by Gordon, Chariah (P2T4)	03:28			
	03:20	15-29	V 14	GOOD! 3 PTR by Kight, Cassie
	03:20			ASSIST by Garland, Rachel
MISSED LAYUP by Anthony, Robin	02:56			
REBOUND (OFF) by Anderson, Alexis	02:56			
MISSED 3 PTR by Kelly, Kayla	02:48			REBOUND (DEF) by Taylor, Allata
	02:20			MISSED JUMPER by Garland, Rachel
	02:20			REBOUND (OFF) by Vann, Heather
	02:15			MISSED LAYUP by Vann, Heather
	02:15			REBOUND (OFF) by Howell, Amber
	02:10			TURNOVR by Garland, Rachel
STEAL by Anthony, Robin	02:09			
MISSED FT SHOT by Anthony, Robin	02:04			FOUL by Kight, Cassie (P1T3)
REBOUND (OFF) by (DEADBALL)	02:04			
GOOD! FT SHOT by Anthony, Robin	02:04	16-29	V 13	
TIMEOUT TEAM	02:04			
REBOUND (DEF) by Kelly, Kayla	01:49			MISSED JUMPER by Vann, Heather
	01:48			FOUL by Vann, Heather (P2T4)
MISSED JUMPER by Kelly, Kayla	01:30			
REBOUND (OFF) by McPherson, Courtney	01:30			
MISSED JUMPER by McPherson, Courtney	01:26			REBOUND (DEF) by Garland, Rachel
REBOUND (DEF) by (TEAM)	00:03			MISSED JUMPER by Garland, Rachel
MISSED JUMPER by Anderson, Alexis	00:00			REBOUND (DEF) by (TEAM)

Moore County 29, Chattanooga Arts 16

4th PERIOD Play-by-Play (Page 1)

HOME TEAM: Chattanooga Arts	TIME	SCORE	MAR	VISITORS: Moore County
GOOD! LAYUP by Gordon, Chariah [PNT]	07:45	18-29	V 11	
REBOUND (DEF) by McPherson, Courtney	07:24			MISSED LAYUP by Garland, Rachel
	07:14			FOUL by Howell, Amber (P3T5)
MISSED JUMPER by Anderson, Alexis	07:09			
REBOUND (OFF) by Kelly, Kayla	07:09			
	07:09			FOUL by Taylor, Allata (P4T6)
MISSED JUMPER by Gordon, Chariah	06:51			
REBOUND (OFF) by McPherson, Courtney	06:51			
MISSED 3 PTR by Kelly, Kayla	06:48			REBOUND (DEF) by Taylor, Allata
STEAL by Kelly, Kayla	06:37			TURNOVR by Taylor, Allata
	06:37			SUB IN : Howell, Amber
	06:37			SUB OUT: Taylor, Allata
MISSED FT SHOT by Anthony, Robin	06:33			FOUL by Garland, Rachel (P2T7)
	06:33			REBOUND (DEF) by Vann, Heather

	06:15			TURNOVR by Garland, Rachel
TIMEOUT TEAM	06:08			
MISSED JUMPER by Gordon, Chariah	05:56			
REBOUND (OFF) by (TEAM)	05:56			
MISSED JUMPER by Gordon, Chariah	05:42			REBOUND (DEF) by Kight, Cassie
	05:07			TURNOVR by Howell, Amber
STEAL by Gordon, Chariah	05:05			
MISSED LAYUP by Gordon, Chariah	05:03			REBOUND (DEF) by Raby, Sarah
FOUL by Gordon, Chariah (P3T5)	04:46			
	04:21	18-32	V 14	GOOD! 3 PTR by Garland, Rachel
GOOD! JUMPER by Kelly, Kayla [PNT]	03:58	20-32	V 12	
ASSIST by Gordon, Chariah	03:58			
	03:44			TURNOVR by Howell, Amber
STEAL by Anthony, Robin	03:43			
MISSED FT SHOT by Anthony, Robin	03:42			FOUL by Howell, Amber (P4T8)
REBOUND (OFF) by (DEADBALL)	03:42			
GOOD! FT SHOT by Anthony, Robin	03:42	21-32	V 11	
	03:42			SUB IN : Taylor, Allata
	03:42			SUB OUT: Howell, Amber
	03:33			TURNOVR by Taylor, Allata
	03:31			TIMEOUT TEAM
MISSED JUMPER by Anthony, Robin	03:22			REBOUND (DEF) by Vann, Heather
	03:06	21-34	V 13	GOOD! LAYUP by Vann, Heather [PNT]
	03:06			ASSIST by Garland, Rachel
GOOD! LAYUP by Gordon, Chariah [PNT]	02:57	23-34	V 11	
MISSED FT SHOT by Gordon, Chariah	02:57			FOUL by Garland, Rachel (P3T9)
	02:57			REBOUND (DEF) by Raby, Sarah
FOUL by Gordon, Chariah (P4T6)	02:02			
	01:51			TURNOVR by Vann, Heather
GOOD! JUMPER by Anthony, Robin [PNT]	01:41	25-34	V 9	
GOOD! FT SHOT by Anthony, Robin	01:41	26-34	V 8	FOUL by Taylor, Allata (P5T10)
TIMEOUT 30sec	01:41			
	01:41			SUB IN : Howell, Amber
	01:41			SUB OUT: Taylor, Allata
	01:40			TIMEOUT 30sec
TURNOVR by Gordon, Chariah	01:33			STEAL by Howell, Amber
FOUL by McPherson, Courtney (P2T7)	01:32	26-35	V 9	GOOD! FT SHOT by Raby, Sarah
	01:32	26-36	V 10	GOOD! FT SHOT by Raby, Sarah
GOOD! LAYUP by Anthony, Robin [PNT]	01:26	28-36	V 8	
FOUL by Kelly, Kayla (P2T8)	01:05	28-37	V 9	GOOD! FT SHOT by Vann, Heather
	01:05			MISSED FT SHOT by Vann, Heather
	01:05			REBOUND (OFF) by Vann, Heather
FOUL by Anthony, Robin (P3T9)	00:58	28-38	V 10	GOOD! FT SHOT by Vann, Heather
	00:58	28-39	V 11	GOOD! FT SHOT by Vann, Heather
MISSED LAYUP by Anthony, Robin	00:50			REBOUND (DEF) by Raby, Sarah
FOUL by Anthony, Robin (P4T10)	00:50	28-40	V 12	GOOD! FT SHOT by Raby, Sarah
	00:50	28-41	V 13	GOOD! FT SHOT by Raby, Sarah
GOOD! LAYUP by Gordon, Chariah [PNT]	00:43	30-41	V 11	
ASSIST by Anthony, Robin	00:43			
TIMEOUT TEAM	00:42			
FOUL by Anderson, Alexis (P4T11)	00:28			MISSED FT SHOT by Howell, Amber
	00:28			REBOUND (OFF) by (DEADBALL)
REBOUND (DEF) by Kelly, Kayla	00:28			MISSED FT SHOT by Howell, Amber
MISSED JUMPER by McPherson, Courtney	00:15			REBOUND (DEF) by Garland, Rachel

Moore County 41, Chattanooga Arts 30

Official Basketball Box Score -- 1st Half
Moore County vs Chattanooga Arts
3/12/10 11:30 AM at Murphy Center (Murfreesboro, TN)

VISITORS: Moore County 28-7

##	Player Name		TOT-FG FG-FGA	3-PT FG-FGA	FT-FTA	REBOUNDS OF	DE	TOT	PF	TP	A	TO	BLK	S	MIN
11	Garland, Rachel.....	*	4-10	0-1	0-0	1	0	1	1	8	0	5	0	0	13
12	Kight, Cassie.....	*	1-1	0-0	0-0	0	0	0	0	2	1	0	0	0	11
21	Taylor, Allata.....	*	3-3	2-2	0-2	1	1	2	2	8	1	3	0	1	16
22	Raby, Sarah.....	*	0-2	0-0	0-0	0	5	5	1	0	0	3	0	0	16
30	Vann, Heather.....	*	1-3	0-1	0-1	1	4	5	0	2	1	1	0	1	16
31	Howell, Amber.....		0-1	0-1	0-0	1	1	2	2	0	1	0	0	0	8
	TEAM.....						3	3							
	Totals.....		9-20	2-5	0-3	4	14	18	6	20	4	12	0	2	80

TOTAL FG% 1st Half: 9-20 45.0%
3-Pt. FG% 1st Half: 2-5 40.0%
F Throw % 1st Half: 0-3 0.0%

HOME TEAM: Chattanooga Arts 28-7

##	Player Name		TOT-FG FG-FGA	3-PT FG-FGA	FT-FTA	REBOUNDS OF	DE	TOT	PF	TP	A	TO	BLK	S	MIN
00	Anthony, Robin.....	*	1-2	0-0	1-2	0	1	1	1	3	0	1	0	2	16
10	Anderson, Alexis....	*	1-6	0-1	0-0	0	1	1	2	2	1	3	0	0	16
21	Gordon, Chariah.....	*	1-8	0-4	0-0	2	3	5	1	2	1	2	0	0	16
32	Kelly, Kayla.....	*	1-3	1-2	0-0	1	3	4	1	3	0	1	2	4	16
40	McPherson, Courtney.	*	2-5	0-0	0-1	3	1	4	0	4	1	3	1	1	16
30	Ziegler, Emma.....		0-0	0-0	0-0	0	0	0	0	0	0	0	0	0	0
	TEAM.....														
	Totals.....		6-24	1-7	1-3	6	9	15	5	14	3	10	3	7	80

TOTAL FG% 1st Half: 6-24 25.0%
3-Pt. FG% 1st Half: 1-7 14.3%
F Throw % 1st Half: 1-3 33.3%

Officials: Michael Hutson, Charles Woods, Randy Justice
Technical fouls: Moore County-None. Chattanooga Arts-None.
Attendance:

Score by Periods	1st	2nd
Moore County.....	16	4
Chattanooga Arts.....	3	11

Official Basketball Box Score -- 2nd Half
Moore County vs Chattanooga Arts
3/12/10 11:30 AM at Murphy Center (Murfreesboro, TN)

VISITORS: Moore County 28-7

##	Player Name		TOT-FG FG-FGA	3-PT FG-FGA	FT-FTA	REBOUNDS OF	DE	TOT	PF	TP	A	TO	BLK	S	MIN
11	Garland, Rachel.....	*	1-4	1-1	0-0	0	2	2	2	3	2	2	0	1	16
12	Kight, Cassie.....	*	1-2	1-1	0-0	0	2	2	1	3	1	0	0	1	16
21	Taylor, Allata.....	*	0-2	0-2	2-2	0	2	2	3	2	0	2	0	1	9
22	Raby, Sarah.....	*	0-1	0-0	4-4	0	4	4	0	4	0	1	0	0	12
30	Vann, Heather.....	*	3-5	0-0	3-4	3	2	5	2	9	0	2	0	0	16
31	Howell, Amber.....		0-0	0-0	0-2	1	2	3	2	0	0	2	0	1	11
	TEAM.....						1	1							
	Totals.....		5-14	2-4	9-12	4	15	19	10	21	3	9	0	4	80

TOTAL FG% 1st Half: 9-20 45.0% 2nd Half: 5-14 35.7% Game: 41.2%
3-Pt. FG% 1st Half: 2-5 40.0% 2nd Half: 2-4 50.0% Game: 44.4%
F Throw % 1st Half: 0-3 0.0% 2nd Half: 9-12 75.0% Game: 60.0%

HOME TEAM: Chattanooga Arts 28-7

##	Player Name		TOT-FG FG-FGA	3-PT FG-FGA	FT-FTA	REBOUNDS OF	DE	TOT	PF	TP	A	TO	BLK	S	MIN
00	Anthony, Robin.....	*	2-7	0-1	4-8	0	0	0	3	8	1	0	0	2	16
10	Anderson, Alexis....	*	0-3	0-0	0-0	1	0	1	2	0	0	2	0	1	16
21	Gordon, Chariah.....	*	3-8	0-0	0-1	0	1	1	3	6	1	2	0	1	16
32	Kelly, Kayla.....	*	1-5	0-2	0-0	1	2	3	1	2	0	0	0	1	16
40	McPherson, Courtney.	*	0-2	0-0	0-0	4	2	6	2	0	0	1	0	0	16
30	Ziegler, Emma.....		0-0	0-0	0-0	0	1	1	0	0	0	0	0	0	0
	TEAM.....					1	1	2							
	Totals.....		6-25	0-3	4-9	7	7	14	11	16	2	5	0	5	80

TOTAL FG% 1st Half: 6-24 25.0% 2nd Half: 6-25 24.0% Game: 24.5%
3-Pt. FG% 1st Half: 1-7 14.3% 2nd Half: 0-3 0.0% Game: 10.0%
F Throw % 1st Half: 1-3 33.3% 2nd Half: 4-9 44.4% Game: 41.7%

Officials: Michael Hutson, Charles Woods, Randy Justice
Technical fouls: Moore County-None. Chattanooga Arts-None.
Attendance:

Score by Periods	1st	2nd	3rd	4th
Moore County.....	16	4	9	12
Chattanooga Arts.....	3	11	2	14

Moore County vs Chattanooga Arts (3/12/10 - Period 4 00:00)

POINTS OFF TURNOVERS	1	2	3	4	-	Tot
Moore County.....	5	0	2	2	-	9
Chattanooga Arts.....	0	4	1	4	-	9

POINTS IN PAINT	1	2	3	4	-	Tot
Moore County.....	8	4	4	2	-	18
Chattanooga Arts.....	2	4	0	12	-	18

2ND CHANCE POINTS	1	2	3	4	-	Tot
Moore County.....	5	2	2	2	-	11
Chattanooga Arts.....	0	2	0	0	-	2

FAST BREAK POINTS	1	2	3	4	-	Tot
Moore County.....	2	0	0	0	-	2
Chattanooga Arts.....	2	0	0	0	-	2

BENCH POINTS	1	2	3	4	-	Tot
Moore County.....	0	0	0	0	-	0
Chattanooga Arts.....	0	0	0	0	-	0

SCORE TIED BY	1	2	3	4	-	Tot
Moore County.....	0	0	0	0	-	0
Chattanooga Arts.....	1	0	0	0	-	1

LEAD GAINED BY	1	2	3	4	-	Tot
Moore County.....	0	0	0	0	-	0
Chattanooga Arts.....	0	0	0	0	-	0

Official Basketball Box Score
Moore County vs Jackson County
3/13/10 2:00 PM at Murphy Center (Murfreesboro, TN)

VISITORS: Moore County 28-8

##	Player Name		TOT-FG FG-FGA	3-PT FG-FGA	FT-FTA	REBOUNDS OF	DE	TOT	PF	TP	A	TO	BLK	S	MIN
11	Garland, Rachel.....	*	3-10	1-2	2-2	1	0	1	3	9	4	5	0	2	31
12	Kight, Cassie.....	*	0-5	0-2	0-0	0	2	2	2	0	2	0	0	0	23
21	Taylor, Allata.....	*	1-4	0-1	1-2	0	4	4	3	3	0	5	0	1	31
22	Raby, Sarah.....	*	8-12	0-0	1-2	3	5	8	2	17	1	0	0	0	29
30	Vann, Heather.....	*	1-3	0-1	0-0	0	5	5	3	2	1	0	0	1	31
10	Thomas, Erin.....		0-0	0-0	0-0	0	0	0	0	0	0	0	0	0	0+
25	Camp, Kelsey.....		0-0	0-0	0-0	0	0	0	1	0	0	0	0	0	0+
31	Howell, Amber.....		0-1	0-1	0-0	0	1	1	1	0	0	4	0	0	15
	TEAM.....					1	3	4							
	Totals.....		13-35	1-7	4-6	5	20	25	15	31	8	14	0	4	160

TOTAL FG% 1st Half:	9-17	52.9%	2nd Half:	4-18	22.2%	Game: 37.1%
3-Pt. FG% 1st Half:	0-0	0.0%	2nd Half:	1-7	14.3%	Game: 14.3%
F Throw % 1st Half:	1-2	50.0%	2nd Half:	3-4	75.0%	Game: 66.7%

DEADB REBS
1

HOME TEAM: Jackson County 32-5

##	Player Name		TOT-FG FG-FGA	3-PT FG-FGA	FT-FTA	REBOUNDS OF	DE	TOT	PF	TP	A	TO	BLK	S	MIN
23	Garland, Jessica....	*	1-3	0-1	4-4	1	4	5	1	6	2	2	0	3	32
32	Warden, Caroline....	*	3-13	1-9	2-2	0	2	2	2	9	1	1	0	2	32
50	Bowman, Emily.....	*	3-8	1-5	7-10	2	6	8	2	14	1	2	0	2	32
52	Leonard, Laken.....	*	2-8	0-3	2-2	1	3	4	2	6	3	2	1	2	32
54	Stafford, Victoria..	*	5-6	0-0	1-1	1	2	3	1	11	0	0	3	0	31
30	Stewart, Emily.....		0-0	0-0	0-0	0	0	0	1	0	0	0	0	0	0+
33	Apple, Brooklyn.....		0-0	0-0	0-0	0	0	0	0	0	0	0	0	0	1
	TEAM.....					1	1	2							
	Totals.....		14-38	2-18	16-19	6	18	24	9	46	7	7	4	9	160

TOTAL FG% 1st Half:	8-23	34.8%	2nd Half:	6-15	40.0%	Game: 36.8%
3-Pt. FG% 1st Half:	2-14	14.3%	2nd Half:	0-4	0.0%	Game: 11.1%
F Throw % 1st Half:	2-2	100 %	2nd Half:	14-17	82.4%	Game: 84.2%

DEADB REBS
1

Officials: Randy Justice, Brian Carpenter, Jeff Haynes
Technical fouls: Moore County-None. Jackson County-None.
Attendance:

Score by Periods	1st	2nd	3rd	4th		Total
Moore County.....	11	8	2	10	-	31
Jackson County.....	9	11	6	20	-	46

All Tournament Team

Robin Anthony-CSAS,Tataurus Howser-Middleton,Kayla Kelly-CSAS,Emily Bowman-JacksonCo,Sarah Raby-MooreCo,Victoria Stafford-JacksonCo,Heather Vann-MooreCo, Lake Leonard-JacksonCo MVP, Rachel Garland-Moore Co, Caroline Warden-Jackson Co.

Play-by-Play
Moore County vs Jackson County
3/13/10 2:00 PM at Murphy Center (Murfreesboro, TN)

1st PERIOD Play-by-Play (Page 1)

HOME TEAM: Jackson County	TIME	SCORE	MAR	VISITORS: Moore County
	07:38	0-2	V 2	GOOD! JUMPER by Raby, Sarah
	07:38			ASSIST by Vann, Heather
GOOD! JUMPER by Leonard, Laken [PNT]	07:20	2-2	T 1	
	07:11			TURNOVR by Garland, Rachel
STEAL by Warden, Caroline	07:09			
TURNOVR by Leonard, Laken	06:59			
	06:48			TURNOVR by Taylor, Allata
STEAL by Bowman, Emily	06:46			
GOOD! 3 PTR by Bowman, Emily	06:27	5-2	H 3	
ASSIST by Leonard, Laken	06:27			
	06:10			TURNOVR by Garland, Rachel
STEAL by Bowman, Emily	06:09			
MISSED 3 PTR by Bowman, Emily	05:49			
REBOUND (OFF) by (TEAM)	05:49			
MISSED 3 PTR by Warden, Caroline	05:34			REBOUND (DEF) by (TEAM)
	05:18	5-4	H 1	GOOD! JUMPER by Garland, Rachel
	05:18			ASSIST by Kight, Cassie
TURNOVR by Bowman, Emily	04:58			
	04:57			STEAL by Garland, Rachel
	04:50			MISSED JUMPER by Raby, Sarah
	04:50			REBOUND (OFF) by Raby, Sarah
	04:47	5-6	V 1	GOOD! LAYUP by Raby, Sarah [PNT]
MISSED 3 PTR by Warden, Caroline	04:30			
REBOUND (OFF) by Stafford, Victoria	04:30			
GOOD! FT SHOT by Warden, Caroline	04:24	6-6	T 2	FOUL by Garland, Rachel (P1T1)
GOOD! FT SHOT by Warden, Caroline	04:24	7-6	H 1	
REBOUND (DEF) by Garland, Jessica	04:07			MISSED JUMPER by Garland, Rachel
MISSED JUMPER by Leonard, Laken	03:49			REBOUND (DEF) by Vann, Heather
FOUL by Stafford, Victoria (P1T1)	03:37			MISSED FT SHOT by Raby, Sarah
	03:37			REBOUND (OFF) by (DEADBALL)
	03:37	7-7	T 3	GOOD! FT SHOT by Raby, Sarah
TIMEOUT TEAM	03:37			
MISSED 3 PTR by Bowman, Emily	03:19			REBOUND (DEF) by Kight, Cassie
	02:31			MISSED JUMPER by Garland, Rachel
	02:31			REBOUND (OFF) by Garland, Rachel
	02:21	7-9	V 2	GOOD! JUMPER by Raby, Sarah [PNT]
MISSED JUMPER by Warden, Caroline	02:00			REBOUND (DEF) by Taylor, Allata
	01:45	7-11	V 4	GOOD! JUMPER by Raby, Sarah [PNT]
	01:45			ASSIST by Garland, Rachel
GOOD! JUMPER by Leonard, Laken [PNT]	01:17	9-11	V 2	
REBOUND (DEF) by Stafford, Victoria	01:02			MISSED JUMPER by Kight, Cassie
MISSED JUMPER by Leonard, Laken	00:09			REBOUND (DEF) by Taylor, Allata

Moore County 11, Jackson County 9

2nd PERIOD Play-by-Play (Page 1)

HOME TEAM: Jackson County	TIME	SCORE	MAR	VISITORS: Moore County
	08:00			SUB IN : Howell, Amber
	08:00			SUB OUT: Kight, Cassie
GOOD! LAYUP by Stafford, Victoria [PNT]	07:45	11-11	T 4	
ASSIST by Garland, Jessica	07:45			
	07:29	11-13	V 2	GOOD! LAYUP by Raby, Sarah [PNT]
	07:29			ASSIST by Garland, Rachel
MISSED 3 PTR by Garland, Jessica	07:05			REBOUND (DEF) by Taylor, Allata
	07:02			TURNOVR by Taylor, Allata
STEAL by Leonard, Laken	07:00			
TURNOVR by Garland, Jessica	06:59			
	06:58			STEAL by Garland, Rachel
	06:32			TURNOVR by Taylor, Allata
STEAL by Garland, Jessica	06:31			

GOOD! LAYUP by Garland, Jessica [FB/PNT]	06:29	13-13	T 5	
REBOUND (DEF) by Warden, Caroline	06:14			MISSED JUMPER by Garland, Rachel
GOOD! JUMPER by Warden, Caroline	06:05	15-13	H 2	
	06:03			TIMEOUT 30sec
FOUL by Warden, Caroline (P1T2)	05:47			
	05:34	15-15	T 6	GOOD! LAYUP by Vann, Heather [PNT]
	05:34			ASSIST by Raby, Sarah
MISSED 3 PTR by Warden, Caroline	05:11			REBOUND (DEF) by Vann, Heather
	05:02			TURNOVR by Howell, Amber
MISSED 3 PTR by Leonard, Laken	04:50			REBOUND (DEF) by (TEAM)
	04:46			SUB IN : Kight, Cassie
	04:46			SUB OUT: Garland, Rachel
	04:31	15-17	V 2	GOOD! JUMPER by Raby, Sarah
	04:31			ASSIST by Kight, Cassie
MISSED 3 PTR by Bowman, Emily	04:19			REBOUND (DEF) by (TEAM)
	04:06			TIMEOUT 30sec
	04:06			SUB IN : Garland, Rachel
	04:06			SUB OUT: Raby, Sarah
BLOCK by Stafford, Victoria	04:02			MISSED JUMPER by Taylor, Allata
REBOUND (DEF) by Bowman, Emily	03:59			
GOOD! LAYUP by Stafford, Victoria [PNT]	03:53	17-17	T 7	
ASSIST by Leonard, Laken	03:53			
	03:32	17-19	V 2	GOOD! JUMPER by Taylor, Allata [PNT]
	03:32			ASSIST by Garland, Rachel
MISSED 3 PTR by Leonard, Laken	03:23			
REBOUND (OFF) by Bowman, Emily	03:23			
MISSED 3 PTR by Warden, Caroline	03:04			REBOUND (DEF) by Howell, Amber
REBOUND (DEF) by Warden, Caroline	02:40			MISSED JUMPER by Kight, Cassie
MISSED 3 PTR by Warden, Caroline	02:20			
REBOUND (OFF) by Garland, Jessica	02:20			
	02:20			FOUL by Howell, Amber (P1T2)
TIMEOUT media	02:18			
SUB IN : Apple, Brooklyn	02:18			
SUB OUT: Stafford, Victoria	02:18			
TURNOVR by Leonard, Laken	02:10			
	01:55			TURNOVR by Howell, Amber
GOOD! 3 PTR by Warden, Caroline	01:15	20-19	H 1	
ASSIST by Leonard, Laken	01:15			
FOUL by Bowman, Emily (P1T3)	01:05			
SUB IN : Stafford, Victoria	01:04			SUB IN : Raby, Sarah
SUB OUT: Apple, Brooklyn	01:04			SUB OUT: Howell, Amber
BLOCK by Stafford, Victoria	00:48			MISSED JUMPER by Raby, Sarah
REBOUND (DEF) by Bowman, Emily	00:45			
MISSED 3 PTR by Warden, Caroline	00:03			REBOUND (DEF) by Vann, Heather

Jackson County 20, Moore County 19

3rd PERIOD Play-by-Play (Page 1)

HOME TEAM: Jackson County	TIME	SCORE	MAR	VISITORS: Moore County
	07:38			TURNOVR by Garland, Rachel
GOOD! LAYUP by Stafford, Victoria [PNT]	07:20	22-19	H 3	
ASSIST by Warden, Caroline	07:20			
STEAL by Leonard, Laken	07:05			TURNOVR by Garland, Rachel
GOOD! JUMPER by Bowman, Emily	06:54	24-19	H 5	
	06:41			MISSED JUMPER by Garland, Rachel
	06:41			REBOUND (OFF) by Raby, Sarah
	06:38	24-21	H 3	GOOD! JUMPER by Raby, Sarah [PNT]
TURNOVR by Bowman, Emily	06:20			
	06:18			STEAL by Vann, Heather
FOUL by Leonard, Laken (P1T1)	06:14			
	06:01			TURNOVR by Taylor, Allata
MISSED 3 PTR by Warden, Caroline	05:37			
REBOUND (OFF) by Leonard, Laken	05:37			
MISSED JUMPER by Leonard, Laken	05:33			REBOUND (DEF) by Raby, Sarah
REBOUND (DEF) by Bowman, Emily	05:18			MISSED 3 PTR by Kight, Cassie
MISSED JUMPER by Garland, Jessica	04:55			REBOUND (DEF) by Raby, Sarah
	04:53			SUB IN : Howell, Amber
	04:53			SUB OUT: Taylor, Allata
FOUL by Bowman, Emily (P2T2)	04:42			

	04:30			MISSED 3 PTR by Howell, Amber
	04:30			REBOUND (OFF) by Raby, Sarah
REBOUND (DEF) by Leonard, Laken	04:25			MISSED JUMPER by Raby, Sarah
GOOD! JUMPER by Bowman, Emily	04:01	26-21	H 5	
	03:50			TURNOVR by Howell, Amber
TIMEOUT MEDIA	03:47			
	03:47			SUB IN : Taylor, Allata
	03:47			SUB OUT: Kight, Cassie
MISSED 3 PTR by Warden, Caroline	03:30			
REBOUND (OFF) by Bowman, Emily	03:30			
MISSED 3 PTR by Leonard, Laken	03:18			REBOUND (DEF) by Raby, Sarah
REBOUND (DEF) by Leonard, Laken	02:48			MISSED JUMPER by Raby, Sarah
MISSED JUMPER by Stafford, Victoria	02:13			REBOUND (DEF) by Vann, Heather
REBOUND (DEF) by Leonard, Laken	01:49			MISSED JUMPER by Garland, Rachel
	01:28			FOUL by Garland, Rachel (P2T1)
	01:28			SUB IN : Kight, Cassie
	01:28			SUB OUT: Vann, Heather
TIMEOUT 30sec	01:01			
MISSED 3 PTR by Bowman, Emily	00:01			REBOUND (DEF) by Kight, Cassie

Jackson County 26, Moore County 21

4th PERIOD Play-by-Play (Page 1)

HOME TEAM: Jackson County	TIME	SCORE	MAR	VISITORS: Moore County
GOOD! JUMPER by Stafford, Victoria [PNT]	07:32	28-21	H 7	
ASSIST by Garland, Jessica	07:32			
BLOCK by Stafford, Victoria	07:09			MISSED JUMPER by Kight, Cassie
	07:09			REBOUND (OFF) by (TEAM)
FOUL by Garland, Jessica (P1T3)	07:03	28-22	H 6	GOOD! FT SHOT by Garland, Rachel
	07:03	28-23	H 5	GOOD! FT SHOT by Garland, Rachel
	06:35			FOUL by Taylor, Allata (P1T2)
MISSED JUMPER by Bowman, Emily	06:34			REBOUND (DEF) by Taylor, Allata
FOUL by Leonard, Laken (P2T4)	06:26	28-24	H 4	GOOD! FT SHOT by Taylor, Allata
REBOUND (DEF) by Garland, Jessica	06:26			MISSED FT SHOT by Taylor, Allata
	06:24			FOUL by Vann, Heather (P1T3)
	06:12			FOUL by Vann, Heather (P2T4)
GOOD! JUMPER by Stafford, Victoria [PNT]	06:04	30-24	H 6	
ASSIST by Bowman, Emily	06:04			
GOOD! FT SHOT by Stafford, Victoria	06:04	31-24	H 7	FOUL by Raby, Sarah (P1T5)
	06:03			TIMEOUT TEAM
	05:44	31-26	H 5	GOOD! JUMPER by Raby, Sarah
	05:44			ASSIST by Garland, Rachel
MISSED JUMPER by Warden, Caroline	05:20			REBOUND (DEF) by Vann, Heather
REBOUND (DEF) by (TEAM)	05:09			MISSED 3 PTR by Kight, Cassie
	05:02			FOUL by Kight, Cassie (P1T6)
	05:02			SUB IN : Howell, Amber
	05:02			SUB OUT: Kight, Cassie
TURNOVR by Garland, Jessica	04:36			
	04:35			STEAL by Taylor, Allata
	04:34			TURNOVR by Taylor, Allata
STEAL by Warden, Caroline	04:33			
TURNOVR by Warden, Caroline	04:23			
	04:14	31-28	H 3	GOOD! LAYUP by Garland, Rachel [PNT]
GOOD! JUMPER by Warden, Caroline	03:56	33-28	H 5	
STEAL by Garland, Jessica	03:34			TURNOVR by Howell, Amber
TIMEOUT MEDIA	03:32			
GOOD! FT SHOT by Bowman, Emily	03:12	34-28	H 6	FOUL by Taylor, Allata (P2T7)
MISSED FT SHOT by Bowman, Emily	03:12			REBOUND (DEF) by Raby, Sarah
REBOUND (DEF) by Garland, Jessica	02:58			MISSED JUMPER by Garland, Rachel
GOOD! FT SHOT by Garland, Jessica	01:36	35-28	H 7	FOUL by Garland, Rachel (P3T8)
GOOD! FT SHOT by Garland, Jessica	01:36	36-28	H 8	
	01:36			SUB IN : Kight, Cassie
	01:36			SUB OUT: Howell, Amber
FOUL by Warden, Caroline (P2T5)	01:29			
	01:22	36-31	H 5	GOOD! 3 PTR by Garland, Rachel
	01:21			TIMEOUT TEAM
FOUL!byTStewart, Emilyr(P1T6)en	01:12	37-31	H 6	
GOOD! FT SHOT by Leonard, Laken	01:12	38-31	H 7	
	01:12			SUB IN : Camp, Kelsey
REBOUND (DEF) by Garland, Jessica	01:01			MISSED 3 PTR by Taylor, Allata

GOOD! FT SHOT by Garland, Jessica	00:59	39-31	H 8	FOUL by Vann, Heather (P3T9)
GOOD! FT SHOT by Garland, Jessica	00:59	40-31	H 9	
BLOCK by Leonard, Laken	00:49			MISSED JUMPER by Vann, Heather
REBOUND (DEF) by Stafford, Victoria	00:46			
MISSED FT SHOT by Bowman, Emily	00:40			FOUL by Kight, Cassie (P2T10)
REBOUND (OFF) by (DEADBALL)	00:40			
GOOD! FT SHOT by Bowman, Emily	00:40	41-31	H 10	
REBOUND (DEF) by Bowman, Emily	00:29			MISSED 3 PTR by Garland, Rachel
GOOD! FT SHOT by Bowman, Emily	00:27	42-31	H 11	FOUL by Taylor, Allata (P3T11)
GOOD! FT SHOT by Bowman, Emily	00:27	43-31	H 12	
REBOUND (DEF) by Bowman, Emily	00:20			MISSED JUMPER by Taylor, Allata
GOOD! FT SHOT by Bowman, Emily	00:18	44-31	H 13	FOUL by Raby, Sarah (P2T12)
MISSED FT SHOT by Bowman, Emily	00:18			REBOUND (DEF) by Raby, Sarah
SUB IN : Stewart, Emily	00:18			SUB IN : Thomas, Erin
SUB OUT: Warden, Caroline	00:18			SUB OUT: Taylor, Allata
	00:18			SUB OUT: Kight, Cassie
REBOUND (DEF) by Bowman, Emily	00:11			MISSED 3 PTR by Vann, Heather
GOOD! FT SHOT by Bowman, Emily	00:06	45-31	H 14	FOUL by Camp, Kelsey (P1T13)
GOOD! FT SHOT by Bowman, Emily	00:06	46-31	H 15	
	00:01			TURNOVR by Garland, Rachel
STEAL by Garland, Jessica	00:00			

Jackson County 46, Moore County 31

Official Basketball Box Score -- 1st Half
Moore County vs Jackson County
3/13/10 2:00 PM at Murphy Center (Murfreesboro, TN)

VISITORS: Moore County 28-8

##	Player Name		TOT-FG FG-FGA	3-PT FG-FGA	FT-FTA	REBOUNDS OF	DE	TOT	PF	TP	A	TO	BLK	S	MIN
11	Garland, Rachel.....	*	1-4	0-0	0-0	1	0	1	1	2	3	2	0	2	15
12	Kight, Cassie.....	*	0-2	0-0	0-0	0	1	1	0	0	2	0	0	0	13
21	Taylor, Allata.....	*	1-2	0-0	0-0	0	3	3	0	2	0	3	0	0	16
22	Raby, Sarah.....	*	6-8	0-0	1-2	1	0	1	0	13	1	0	0	0	13
30	Vann, Heather.....	*	1-1	0-0	0-0	0	3	3	0	2	1	0	0	0	16
10	Thomas, Erin.....		0-0	0-0	0-0	0	0	0	0	0	0	0	0	0	0
25	Camp, Kelsey.....		0-0	0-0	0-0	0	0	0	0	0	0	0	0	0	0
31	Howell, Amber.....		0-0	0-0	0-0	0	1	1	1	0	0	2	0	0	7
	TEAM.....						3	3							
	Totals.....		9-17	0-0	1-2	2	11	13	2	19	7	7	0	2	80

TOTAL FG% 1st Half: 9-17 52.9%
3-Pt. FG% 1st Half: 0-0 0.0%
F Throw % 1st Half: 1-2 50.0%

HOME TEAM: Jackson County 32-5

##	Player Name		TOT-FG FG-FGA	3-PT FG-FGA	FT-FTA	REBOUNDS OF	DE	TOT	PF	TP	A	TO	BLK	S	MIN
23	Garland, Jessica....	*	1-2	0-1	0-0	1	1	2	0	2	1	1	0	1	16
32	Warden, Caroline....	*	2-9	1-7	2-2	0	2	2	1	7	0	0	0	1	16
50	Bowman, Emily.....	*	1-4	1-4	0-0	1	2	3	1	3	0	1	0	2	16
52	Leonard, Laken.....	*	2-6	0-2	0-0	0	0	0	0	4	3	2	0	1	16
54	Stafford, Victoria..	*	2-2	0-0	0-0	1	1	2	1	4	0	0	2	0	15
30	Stewart, Emily.....		0-0	0-0	0-0	0	0	0	0	0	0	0	0	0	0
33	Apple, Brooklyn.....		0-0	0-0	0-0	0	0	0	0	0	0	0	0	0	1
	TEAM.....					1		1							
	Totals.....		8-23	2-14	2-2	4	6	10	3	20	4	4	2	5	80

TOTAL FG% 1st Half: 8-23 34.8%
3-Pt. FG% 1st Half: 2-14 14.3%
F Throw % 1st Half: 2-2 100 %

Officials: Randy Justice, Brian Carpenter, Jeff Haynes
Technical fouls: Moore County-None. Jackson County-None.
Attendance:

Score by Periods	1st	2nd
Moore County.....	11	8
Jackson County.....	9	11

All Tournament Team

Robin Anthony-CSAS,Tataurus Howser-Middleton,Kayla Kelly-CSAS,Emily Bowman-JacksonCo,Sarah Raby-MooreCo,Victoria Stafford-JacksonCo,Heather Vann-MooreCo, Lake Leonard-JacksonCo MVP, Rachel Garland-Moore Co, Caroline Warden-Jackson Co.

Official Basketball Box Score -- 2nd Half
Moore County vs Jackson County
3/13/10 2:00 PM at Murphy Center (Murfreesboro, TN)

VISITORS: Moore County 28-8

##	Player Name		TOT-FG FG-FGA	3-PT FG-FGA	FT-FTA	REBOUNDS OF	DE	TOT	PF	TP	A	TO	BLK	S	MIN
11	Garland, Rachel.....	*	2-6	1-2	2-2	0	0	0	2	7	1	3	0	0	16
12	Kight, Cassie.....	*	0-3	0-2	0-0	0	1	1	2	0	0	0	0	0	10
21	Taylor, Allata.....	*	0-2	0-1	1-2	0	1	1	3	1	0	2	0	1	15
22	Raby, Sarah.....	*	2-4	0-0	0-0	2	5	7	2	4	0	0	0	0	16
30	Vann, Heather.....	*	0-2	0-1	0-0	0	2	2	3	0	0	0	0	1	15
10	Thomas, Erin.....		0-0	0-0	0-0	0	0	0	0	0	0	0	0	0	0+
25	Camp, Kelsey.....		0-0	0-0	0-0	0	0	0	1	0	0	0	0	0	0+
31	Howell, Amber.....		0-1	0-1	0-0	0	0	0	0	0	0	2	0	0	8
	TEAM.....					1		1							
	Totals.....		4-18	1-7	3-4	3	9	12	13	12	1	7	0	2	80

TOTAL FG% 1st Half: 9-17 52.9% 2nd Half: 4-18 22.2% Game: 37.1%
3-Pt. FG% 1st Half: 0-0 0.0% 2nd Half: 1-7 14.3% Game: 14.3%
F Throw % 1st Half: 1-2 50.0% 2nd Half: 3-4 75.0% Game: 66.7%

HOME TEAM: Jackson County 32-5

##	Player Name		TOT-FG FG-FGA	3-PT FG-FGA	FT-FTA	REBOUNDS OF	DE	TOT	PF	TP	A	TO	BLK	S	MIN
23	Garland, Jessica....	*	0-1	0-0	4-4	0	3	3	1	4	1	1	0	2	16
32	Warden, Caroline....	*	1-4	0-2	0-0	0	0	0	1	2	1	1	0	1	16
50	Bowman, Emily.....	*	2-4	0-1	7-10	1	4	5	1	11	1	1	0	0	16
52	Leonard, Laken.....	*	0-2	0-1	2-2	1	3	4	2	2	0	0	1	1	16
54	Stafford, Victoria..	*	3-4	0-0	1-1	0	1	1	0	7	0	0	1	0	16
30	Stewart, Emily.....		0-0	0-0	0-0	0	0	0	1	0	0	0	0	0	0+
33	Apple, Brooklyn.....		0-0	0-0	0-0	0	0	0	0	0	0	0	0	0	0
	TEAM.....						1	1							
	Totals.....		6-15	0-4	14-17	2	12	14	6	26	3	3	2	4	80

TOTAL FG% 1st Half: 8-23 34.8% 2nd Half: 6-15 40.0% Game: 36.8%
3-Pt. FG% 1st Half: 2-14 14.3% 2nd Half: 0-4 0.0% Game: 11.1%
F Throw % 1st Half: 2-2 100 % 2nd Half: 14-17 82.4% Game: 84.2%

Officials: Randy Justice, Brian Carpenter, Jeff Haynes
Technical fouls: Moore County-None. Jackson County-None.
Attendance:

Score by Periods	1st	2nd	3rd	4th
Moore County.....	11	8	2	10
Jackson County.....	9	11	6	20

Robin Anthony-CSAS,Tataurus Howser-Middleton,Kayla Kelly-CSAS,Emily Bowman-JacksonCo,Sarah Raby-MooreCo,Victoria Stafford-JacksonCo,Heather Vann-MooreCo, Lake Leonard-JacksonCo MVP, Rachel Garland-Moore Co, Caroline Warden-Jackson Co.

Moore County vs Jackson County (3/13/10 - Period 4 00:00)

POINTS OFF TURNOVERS	1	2	3	4	-	Tot
Moore County.....	2	0	0	2	-	4
Jackson County.....	3	5	4	1	-	13

POINTS IN PAINT	1	2	3	4	-	Tot
Moore County.....	6	6	2	2	-	16
Jackson County.....	4	6	2	4	-	16

2ND CHANCE POINTS	1	2	3	4	-	Tot
Moore County.....	4	0	2	2	-	8
Jackson County.....	2	0	0	0	-	2

FAST BREAK POINTS	1	2	3	4	-	Tot
Moore County.....	0	0	0	0	-	0
Jackson County.....	0	2	0	0	-	2

BENCH POINTS	1	2	3	4	-	Tot
Moore County.....	0	0	0	0	-	0
Jackson County.....	0	0	0	0	-	0

SCORE TIED BY	1	2	3	4	-	Tot
Moore County.....	1	1	0	0	-	2
Jackson County.....	2	3	0	0	-	5

LEAD GAINED BY	1	2	3	4	-	Tot
Moore County.....	2	1	0	0	-	3
Jackson County.....	2	2	0	0	-	4

2003 Class A State Girls' Basketball Tournament

March 12 - March 15, 2003 · Middle Tennessee State University - Murfreesboro

Game 1
Wed. Mar. 12 10:00 AM

Peabody (29-3)	40
Friendship Christian (27-8)	29

Game 2
Wed. Mar. 12 11:30 AM

Harriman (30-5)	30
Huntingdon (27-5)	39

Game 3
Wed. Mar. 12 1:00 PM

Cloudland (29-4)	37
Moore Co. (30-4)	44

Game 4
Wed. Mar. 12 2:30 PM

Ezell-Harding (27-5)	47
Westmoreland (31-2)	37

Game 5
Fri. Mar. 14 11:30 AM

Peabody	46
Huntingdon	41

Game 6
Fri. Mar. 14 1:00 PM

Moore Co.	39
Ezell-Harding	45

Game 7
Sat. Mar. 15 3:00 PM

Peabody	48
Ezell-Harding	44

Peabody
STATE CHAMPION

Official Basketball Box Score
MOORE COUNTY HIGH SCHOOL vs CLOUDLAND HIGH SCHOOL
03/12/03 1:00 at MURFREESBORO, TN

VISITORS: MOORE COUNTY HIGH SCHOOL 33-4

##	Player Name		TOT-FG FG-FGA	3-PT FG-FGA	FT-FTA	REBOUNDS OF	DE	TOT	PF	TP	A	TO	BLK	S	MIN
10	FANNING, ABBY.....	*	2-7	0-3	4-6	0	5	5	2	8	6	0	0	2	31
11	BLACKBURN, FALLON...	*	3-13	1-1	0-2	3	4	7	4	7	0	1	0	2	24
14	HOLT, LASHONDA.....	*	1-6	1-5	0-0	0	3	3	3	3	3	1	0	1	32
22	STAPLES, ECHHO.....	*	2-7	0-2	1-2	3	0	3	1	5	0	2	0	0	26
31	FLETCHER, KALEIGH...	*	5-7	0-0	2-2	1	4	5	2	12	0	2	0	1	29
21	NORMAN, RACHEL.....		1-2	1-2	0-0	0	0	0	0	3	0	0	0	0	6
24	FANNING, HAILEY.....		0-0	0-0	0-0	0	1	1	0	0	0	1	0	0	1
40	DRAINE, RENATA.....		2-3	0-0	2-2	1	0	1	0	6	0	0	0	0	11
	TEAM.....					1	3	4							
	Totals.....		16-45	3-13	9-14	9	20	29	12	44	9	7	0	6	160

TOTAL FG% 1st Half: 7-24 29.2% 2nd Half: 9-21 42.9% Game: 35.6% DEADB
3-Pt. FG% 1st Half: 0-5 0.0% 2nd Half: 3-8 37.5% Game: 23.1% REBS
F Throw % 1st Half: 3-4 75.0% 2nd Half: 6-10 60.0% Game: 64.3% 2

HOME TEAM: CLOUDLAND HIGH SCHOOL 29-5

##	Player Name		TOT-FG FG-FGA	3-PT FG-FGA	FT-FTA	REBOUNDS OF	DE	TOT	PF	TP	A	TO	BLK	S	MIN
12	WEBB, NICKI.....	*	2-6	0-0	1-2	2	1	3	1	5	1	4	0	0	30
21	BLAIR, HOLLY.....	*	1-5	0-1	0-0	0	2	2	2	2	2	2	0	1	31
24	HANSON, TARA.....	*	4-11	2-4	1-2	0	6	6	4	11	5	3	0	2	32
25	JOHNSON, STACHIA....	*	2-5	1-4	0-1	0	7	7	2	5	2	2	0	0	28
32	STORIE, AMY.....	*	6-10	0-0	1-2	3	1	4	3	13	1	1	0	1	29
15	WILLIAMS, APRIL.....		0-0	0-0	0-0	0	0	0	0	0	0	0	0	0	1
23	CLAWSON, REBECCA....		0-1	0-0	1-2	0	1	1	0	1	0	0	0	1	3
43	LUNSFORD, JESSICA...		0-0	0-0	0-0	1	0	1	0	0	0	1	0	0	6
	TEAM.....						5	5							
	Totals.....		15-38	3-9	4-9	6	23	29	12	37	11	13	0	5	160

TOTAL FG% 1st Half: 10-18 55.6% 2nd Half: 5-20 25.0% Game: 39.5% DEADB
3-Pt. FG% 1st Half: 1-2 50.0% 2nd Half: 2-7 28.6% Game: 33.3% REBS
F Throw % 1st Half: 2-4 50.0% 2nd Half: 2-5 40.0% Game: 44.4% 2

Officials:
Technical fouls: MOORE COUNTY HIGH SCHOOL-None. CLOUDLAND HIGH SCHOOL-None.
Attendance:

Score by Periods	1st	2nd	3rd	4th		Total
MOORE COUNTY HIGH SCHOOL.....	8	9	10	17	-	44
CLOUDLAND HIGH SCHOOL.....	11	12	8	6	-	37

Play-By-Play
MOORE COUNTY HIGH SCHOOL vs CLOUDLAND HIGH SCHOOL
03/12/03 1:00 at MURFREESBORO, TN

1st PERIOD Play-by-Play (Page 1)

HOME TEAM: CLOUDLAND HIGH SCHOO	TIME	SCORE	MAR	VISITORS: MOORE COUNTY HIGH SC
TURNOVR by WEBB, NICKI	07:43			
	07:42			STEAL by BLACKBURN, FALLON
	07:35			MISSED JUMPER by BLACKBURN, FALLON
REBOUND (DEF) by (TEAM)	07:35			
GOOD! JUMPER by JOHNSON, STACHIA	07:30	2-0	H 2	
ASSIST by BLAIR, HOLLY	07:30			
	07:16			MISSED JUMPER by BLACKBURN, FALLON
REBOUND (DEF) by JOHNSON, STACHIA	07:16			
TURNOVR by WEBB, NICKI	06:56			
	06:34	2-2	T 1	GOOD! JUMPER by BLACKBURN, FALLON
	06:34			ASSIST by FANNING, ABBY
	06:23			FOUL by FANNING, ABBY
MISSED JUMPER by HANSON, TARA	06:01			
	06:01			REBOUND (DEF) by (TEAM)
	05:36			MISSED 3 PTR by STAPLES, ECHHO
REBOUND (DEF) by BLAIR, HOLLY	05:36			
	05:25			FOUL by BLACKBURN, FALLON
GOOD! FT SHOT by STORIE, AMY	05:25	3-2	H 1	
MISSED FT SHOT by STORIE, AMY	05:25			
	05:25			REBOUND (DEF) by FANNING, ABBY
	05:11	3-4	V 1	GOOD! JUMPER by FLETCHER, KALEIGH
	05:11			ASSIST by HOLT, LASHONDA
GOOD! JUMPER by HANSON, TARA	04:52	5-4	H 1	
	04:30			MISSED JUMPER by FANNING, ABBY
REBOUND (DEF) by (TEAM)	04:30			
MISSED JUMPER by STORIE, AMY	04:17			
	04:17			REBOUND (DEF) by FANNING, ABBY
	04:08	5-6	V 1	GOOD! JUMPER by DRAINE, RENATA
	04:08			ASSIST by FANNING, ABBY
GOOD! JUMPER by WEBB, NICKI	03:46	7-6	H 1	
	03:31			TURNOVR by FLETCHER, KALEIGH
STEAL by HANSON, TARA	03:29			
GOOD! JUMPER by STORIE, AMY	03:11	9-6	H 3	
ASSIST by HANSON, TARA	03:11			
	02:42			MISSED 3 PTR by FANNING, ABBY
	02:42			REBOUND (OFF) by DRAINE, RENATA
FOUL by STORIE, AMY	02:39			
	02:39	9-7	H 2	GOOD! FT SHOT by DRAINE, RENATA
	02:39	9-8	H 1	GOOD! FT SHOT by DRAINE, RENATA
TURNOVR by HANSON, TARA	02:25			
	02:08			MISSED JUMPER by BLACKBURN, FALLON
REBOUND (DEF) by JOHNSON, STACHIA	02:08			
MISSED JUMPER by WEBB, NICKI	01:36			
	01:36			REBOUND (DEF) by FANNING, ABBY
	01:28			MISSED JUMPER by HOLT, LASHONDA
REBOUND (DEF) by JOHNSON, STACHIA	01:28			
	01:03			FOUL by FANNING, ABBY
GOOD! JUMPER by WEBB, NICKI	00:51	11-8	H 3	
ASSIST by HANSON, TARA	00:51			
	00:03			MISSED 3 PTR by HOLT, LASHONDA
	00:03			REBOUND (OFF) by STAPLES, ECHHO

CLOUDLAND HIGH SCHOOL 11, MOORE COUNTY HIGH SCHOOL 8

2nd PERIOD Play-by-Play (Page 1)

HOME TEAM: CLOUDLAND HIGH SCHOO	TIME	SCORE	MAR	VISITORS: MOORE COUNTY HIGH SC
	07:57			MISSED JUMPER by BLACKBURN, FALLON
REBOUND (DEF) by HANSON, TARA	07:57			
GOOD! JUMPER by STORIE, AMY	07:53	13-8	H 5	

ASSIST by HANSON, TARA	07:53			
	07:36	13-10	H 3	GOOD! JUMPER by BLACKBURN, FALLON
MISSED 3 PTR by HANSON, TARA	07:23			
	07:23			REBOUND (DEF) by FANNING, HAILEY
	07:13			TURNOVR by FANNING, HAILEY
STEAL by HANSON, TARA	07:12			
GOOD! JUMPER by STORIE, AMY	07:04	15-10	H 5	
ASSIST by HANSON, TARA	07:04			
	06:39			TIMEOUT 30sec
	06:25			MISSED JUMPER by FLETCHER, KALEIGH
	06:25			REBOUND (OFF) by STAPLES, ECHHO
FOUL by HANSON, TARA	06:21			
	06:14	15-11	H 4	GOOD! FT SHOT by STAPLES, ECHHO
	06:14			MISSED FT SHOT by STAPLES, ECHHO
REBOUND (DEF) by CLAWSON, REBECCA	06:14			
GOOD! JUMPER by BLAIR, HOLLY	05:54	17-11	H 6	
ASSIST by JOHNSON, STACHIA	05:54			
	05:39			MISSED JUMPER by BLACKBURN, FALLON
REBOUND (DEF) by HANSON, TARA	05:39			
MISSED JUMPER by HANSON, TARA	05:32			
	05:32			REBOUND (DEF) by HOLT, LASHONDA
	05:05			MISSED JUMPER by BLACKBURN, FALLON
REBOUND (DEF) by HANSON, TARA	05:05			
	04:56			FOUL by HOLT, LASHONDA
MISSED FT SHOT by HANSON, TARA	04:56			
REBOUND (OFF) by (DEADBALL)	04:56			
GOOD! FT SHOT by HANSON, TARA	04:56	18-11	H 7	
	04:34			MISSED 3 PTR by STAPLES, ECHHO
REBOUND (DEF) by JOHNSON, STACHIA	04:34			
MISSED JUMPER by WEBB, NICKI	04:11			
	04:11			REBOUND (DEF) by HOLT, LASHONDA
	03:58			TURNOVR by STAPLES, ECHHO
STEAL by STORIE, AMY	03:56			
GOOD! JUMPER by STORIE, AMY	03:50	20-11	H 9	
ASSIST by HANSON, TARA	03:50			
	03:22			MISSED 3 PTR by HOLT, LASHONDA
REBOUND (DEF) by JOHNSON, STACHIA	03:22			
GOOD! 3 PTR by JOHNSON, STACHIA	03:10	23-11	H 12	
ASSIST by STORIE, AMY	03:10			
	02:44	23-13	H 10	GOOD! JUMPER by DRAINE, RENATA
	02:44			ASSIST by FANNING, ABBY
MISSED JUMPER by STORIE, AMY	02:23			
	02:23			REBOUND (DEF) by HOLT, LASHONDA
	02:08			MISSED JUMPER by STAPLES, ECHHO
	02:08			REBOUND (OFF) by (TEAM)
	02:04			MISSED JUMPER by DRAINE, RENATA
REBOUND (DEF) by BLAIR, HOLLY	02:04			
MISSED JUMPER by BLAIR, HOLLY	01:35			
	01:35			REBOUND (DEF) by FANNING, ABBY
	01:30			MISSED JUMPER by FANNING, ABBY
REBOUND (DEF) by JOHNSON, STACHIA	01:30			
FOUL by HANSON, TARA	01:16			
TURNOVR by HANSON, TARA	01:16			
	00:40	23-15	H 8	GOOD! JUMPER by FLETCHER, KALEIGH
	00:40			ASSIST by FANNING, ABBY
TURNOVR by LUNSFORD, JESSICA	00:16			
	00:14			STEAL by FLETCHER, KALEIGH
	00:12	23-17	H 6	GOOD! JUMPER by FLETCHER, KALEIGH

CLOUDLAND HIGH SCHOOL 23, MOORE COUNTY HIGH SCHOOL 17

3rd PERIOD Play-by-Play (Page 1)

HOME TEAM: CLOUDLAND HIGH SCHOO	TIME	SCORE	MAR	VISITORS: MOORE COUNTY HIGH SC
MISSED 3 PTR by BLAIR, HOLLY	07:51			
REBOUND (OFF) by STORIE, AMY	07:51			
GOOD! JUMPER by STORIE, AMY	07:48	25-17	H 8	
	07:33			TURNOVR by BLACKBURN, FALLON
STEAL by BLAIR, HOLLY	07:31			

MISSED 3 PTR by JOHNSON, STACHIA	07:12			
	07:12			REBOUND (DEF) by FLETCHER, KALEIGH
	07:02	25-19	H 6	GOOD! JUMPER by FLETCHER, KALEIGH
	07:02			ASSIST by FANNING, ABBY
MISSED JUMPER by HANSON, TARA	06:38			
REBOUND (OFF) by WEBB, NICKI	06:38			
	06:36			FOUL by HOLT, LASHONDA
MISSED FT SHOT by WEBB, NICKI	06:36			
REBOUND (OFF) by (DEADBALL)	06:36			
GOOD! FT SHOT by WEBB, NICKI	06:36	26-19	H 7	
	06:30			MISSED 3 PTR by HOLT, LASHONDA
REBOUND (DEF) by HANSON, TARA	06:30			
MISSED JUMPER by STORIE, AMY	06:19			
	06:19			REBOUND (DEF) by BLACKBURN, FALLON
	06:09			TURNOVR by FLETCHER, KALEIGH
GOOD! JUMPER by STORIE, AMY	06:02	28-19	H 9	
ASSIST by JOHNSON, STACHIA	06:02			
	05:41			MISSED JUMPER by STAPLES, ECHHO
REBOUND (DEF) by (TEAM)	05:41			
MISSED JUMPER by BLAIR, HOLLY	05:07			
	05:07			REBOUND (DEF) by (TEAM)
	04:51			TIMEOUT TEAM
	04:36			MISSED JUMPER by STAPLES, ECHHO
	04:36			REBOUND (OFF) by BLACKBURN, FALLON
	04:30			MISSED JUMPER by BLACKBURN, FALLON
REBOUND (DEF) by STORIE, AMY	04:30			
TURNOVR by HANSON, TARA	04:20			
FOUL by JOHNSON, STACHIA	04:04			
	04:04			MISSED FT SHOT by BLACKBURN, FALLON
	04:04			REBOUND (OFF) by (DEADBALL)
	04:04			MISSED FT SHOT by BLACKBURN, FALLON
REBOUND (DEF) by JOHNSON, STACHIA	04:04			
	03:47			FOUL by HOLT, LASHONDA
MISSED JUMPER by WEBB, NICKI	03:40			
	03:40			REBOUND (DEF) by BLACKBURN, FALLON
	03:23	28-22	H 6	GOOD! 3 PTR by NORMAN, RACHEL
	03:23			ASSIST by HOLT, LASHONDA
MISSED JUMPER by BLAIR, HOLLY	02:57			
	02:57			REBOUND (DEF) by BLACKBURN, FALLON
FOUL by STORIE, AMY	02:56			
	02:35			MISSED 3 PTR by NORMAN, RACHEL
	02:35			REBOUND (OFF) by BLACKBURN, FALLON
	02:28			MISSED JUMPER by BLACKBURN, FALLON
REBOUND (DEF) by HANSON, TARA	02:28			
	02:19			FOUL by BLACKBURN, FALLON
	02:06			FOUL by FLETCHER, KALEIGH
MISSED JUMPER by HANSON, TARA	02:00			
	02:00			REBOUND (DEF) by BLACKBURN, FALLON
	01:38	28-24	H 4	GOOD! JUMPER by FANNING, ABBY
GOOD! 3 PTR by HANSON, TARA	01:22	31-24	H 7	
ASSIST by BLAIR, HOLLY	01:22			
	00:54	31-27	H 4	GOOD! 3 PTR by BLACKBURN, FALLON
	00:54			ASSIST by HOLT, LASHONDA
TURNOVR by BLAIR, HOLLY	00:35			
	00:34			STEAL by BLACKBURN, FALLON
	00:03			MISSED 3 PTR by FANNING, ABBY
	00:03			REBOUND (OFF) by FLETCHER, KALEIGH
	00:00			MISSED JUMPER by FLETCHER, KALEIGH
REBOUND (DEF) by (TEAM)	00:00			

CLOUDLAND HIGH SCHOOL 31, MOORE COUNTY HIGH SCHOOL 27

4th PERIOD Play-by-Play (Page 1)

HOME TEAM: CLOUDLAND HIGH SCHOO	TIME	SCORE	MAR	VISITORS: MOORE COUNTY HIGH SC
	07:40	31-29	H 2	GOOD! JUMPER by FANNING, ABBY
MISSED JUMPER by CLAWSON, REBECCA	07:27			
REBOUND (OFF) by LUNSFORD, JESSICA	07:27			
MISSED JUMPER by HANSON, TARA	07:15			

	07:15			REBOUND (DEF) by FANNING, ABBY
FOUL by BLAIR, HOLLY	07:10			
	06:53			MISSED JUMPER by BLACKBURN, FALLON
	06:53			REBOUND (OFF) by BLACKBURN, FALLON
	06:51			MISSED JUMPER by BLACKBURN, FALLON
REBOUND (DEF) by WEBB, NICKI	06:51			
	06:49			FOUL by STAPLES, ECHHO
GOOD! JUMPER by HANSON, TARA	06:37	33-29	H 4	
	06:21			MISSED 3 PTR by FANNING, ABBY
REBOUND (DEF) by (TEAM)	06:21			
TURNOVR by JOHNSON, STACHIA	06:04			
	05:49			MISSED 3 PTR by HOLT, LASHONDA
	05:49			REBOUND (OFF) by STAPLES, ECHHO
	05:43			TURNOVR by STAPLES, ECHHO
STEAL by CLAWSON, REBECCA	05:43			
	05:43			FOUL by FLETCHER, KALEIGH
	05:03			FOUL by BLACKBURN, FALLON
GOOD! FT SHOT by CLAWSON, REBECCA	05:03	34-29	H 5	
MISSED FT SHOT by CLAWSON, REBECCA	05:03			
	05:03			REBOUND (DEF) by FLETCHER, KALEIGH
	04:51			TIMEOUT 30sec
	04:48	34-31	H 3	GOOD! JUMPER by STAPLES, ECHHO
	04:41			FOUL by BLACKBURN, FALLON
MISSED FT SHOT by JOHNSON, STACHIA	04:41			
	04:41			REBOUND (DEF) by FLETCHER, KALEIGH
	04:26	34-34	T 2	GOOD! 3 PTR by HOLT, LASHONDA
	04:26			ASSIST by FANNING, ABBY
TURNOVR by BLAIR, HOLLY	04:12			
TIMEOUT TEAM	04:12			
	03:39	34-36	V 2	GOOD! JUMPER by STAPLES, ECHHO
GOOD! 3 PTR by HANSON, TARA	03:25	37-36	H 1	
ASSIST by WEBB, NICKI	03:25			
	03:03	37-38	V 1	GOOD! JUMPER by FLETCHER, KALEIGH
TURNOVR by WEBB, NICKI	02:53			
	02:52			STEAL by FANNING, ABBY
FOUL by WEBB, NICKI	02:33			
	02:02			TURNOVR by HOLT, LASHONDA
TURNOVR by JOHNSON, STACHIA	01:40			
	01:39			STEAL by FANNING, ABBY
FOUL by JOHNSON, STACHIA	01:36			
	01:36			MISSED FT SHOT by FANNING, ABBY
	01:36			REBOUND (OFF) by (DEADBALL)
	01:36			MISSED FT SHOT by FANNING, ABBY
REBOUND (DEF) by HANSON, TARA	01:36			
TURNOVR by WEBB, NICKI	01:23			
	01:21			STEAL by HOLT, LASHONDA
FOUL by HANSON, TARA	00:47			
FOUL by HANSON, TARA	00:43			
TIMEOUT TEAM	00:43			
	00:43	37-39	V 2	GOOD! FT SHOT by FANNING, ABBY
	00:43	37-40	V 3	GOOD! FT SHOT by FANNING, ABBY
MISSED JUMPER by STORIE, AMY	00:29			
REBOUND (OFF) by WEBB, NICKI	00:29			
MISSED JUMPER by WEBB, NICKI	00:22			
	00:22			REBOUND (DEF) by FLETCHER, KALEIGH
FOUL by STORIE, AMY	00:22			
	00:22	37-41	V 4	GOOD! FT SHOT by FLETCHER, KALEIGH
	00:22	37-42	V 5	GOOD! FT SHOT by FLETCHER, KALEIGH
TIMEOUT 30sec	00:22			
MISSED 3 PTR by JOHNSON, STACHIA	00:11			
REBOUND (OFF) by STORIE, AMY	00:11			
TURNOVR by STORIE, AMY	00:07			
FOUL by BLAIR, HOLLY	00:07			
	00:07	37-43	V 6	GOOD! FT SHOT by FANNING, ABBY
	00:07	37-44	V 7	GOOD! FT SHOT by FANNING, ABBY
MISSED 3 PTR by HANSON, TARA	00:02			
REBOUND (OFF) by STORIE, AMY	00:02			
MISSED 3 PTR by JOHNSON, STACHIA	00:00			
	00:00			REBOUND (DEF) by (TEAM)

MOORE COUNTY HIGH SCHOOL 44, CLOUDLAND HIGH SCHOOL 37

MOORE COUNTY HIGH SCHOOL vs CLOUDLAND HIGH SCHOOL (03/12/03 - Period 4 00:00)

POINTS OFF TURNOVERS	1	2	3	4	-	Tot
MOORE COUNTY HIGH SCHOOL	2	4	0	6	-	12
CLOUDLAND HIGH SCHOOL...	2	4	2	1	-	9

POINTS IN PAINT	1	2	3	4	-	Tot
MOORE COUNTY HIGH SCHOOL	4	4	2	8	-	18
CLOUDLAND HIGH SCHOOL...	6	6	4	0	-	16

2ND CHANCE POINTS	1	2	3	4	-	Tot
MOORE COUNTY HIGH SCHOOL	2	1	0	0	-	3
CLOUDLAND HIGH SCHOOL...	0	0	3	0	-	3

FAST BREAK POINTS	1	2	3	4	-	Tot
MOORE COUNTY HIGH SCHOOL	0	2	0	0	-	2
CLOUDLAND HIGH SCHOOL...	0	0	0	0	-	0

BENCH POINTS	1	2	3	4	-	Tot
MOORE COUNTY HIGH SCHOOL	4	2	3	0	-	9
CLOUDLAND HIGH SCHOOL...	0	0	0	1	-	1

SCORE TIED BY	1	2	3	4	-	Tot
MOORE COUNTY HIGH SCHOOL	1	0	0	1	-	2
CLOUDLAND HIGH SCHOOL...	0	0	0	0	-	0

LEAD GAINED BY	1	2	3	4	-	Tot
MOORE COUNTY HIGH SCHOOL	2	0	0	2	-	4
CLOUDLAND HIGH SCHOOL...	2	0	0	1	-	3

Official Basketball Box Score
EZELL-HARDING HIGH SCHOOL vs MOORE COUNTY HIGH SCHOOL
03/14/03 1 p.m. at Murfreesboro, Tenn. - Murphy Center

VISITORS: EZELL-HARDING HIGH SCHOOL 28-5

##	Player Name		TOT-FG FG-FGA	3-PT FG-FGA	FT-FTA	REBOUNDS OF	DE	TOT	PF	TP	A	TO	BLK	S	MIN
14	MCCOOL, CANDICE.....	*	1-4	0-1	0-0	0	0	0	2	2	0	0	0	0	29
20	BISHOP, KARI.....	*	7-11	1-3	2-2	0	2	2	4	17	1	4	0	1	30
22	SUGGS, MEGAN.....	*	0-0	0-0	0-0	1	0	1	1	0	0	0	0	1	16
23	REED, MARISKA.....	*	3-9	0-3	3-3	3	3	6	4	9	6	0	0	2	28
30	MCCOOL, ASHLEY.....	*	2-4	1-2	4-6	2	3	5	2	9	0	2	0	2	32
10	DAVIES, DIANA.....		0-2	0-0	0-0	0	0	0	0	0	0	0	0	0	2
15	DEATHERIDGE, TARA...		2-5	1-4	3-3	0	0	0	1	8	0	1	0	1	16
33	BIRDWELL, KAREN.....		0-1	0-1	0-0	0	1	1	1	0	0	0	0	0	7
	TEAM.....					2	2	4				1			
	Totals.....		15-36	3-14	12-14	8	11	19	15	45	7	8	0	7	160

TOTAL FG% 1st Half: 9-20 45.0% 2nd Half: 6-16 37.5% Game: 41.7% DEADB
3-Pt. FG% 1st Half: 1-6 16.7% 2nd Half: 2-8 25.0% Game: 21.4% REBS
F Throw % 1st Half: 4-4 100 % 2nd Half: 8-10 80.0% Game: 85.7% 1

HOME TEAM: MOORE COUNTY HIGH SCHOOL 33-4

##	Player Name		TOT-FG FG-FGA	3-PT FG-FGA	FT-FTA	REBOUNDS OF	DE	TOT	PF	TP	A	TO	BLK	S	MIN
10	FANNING, ABBY.....	*	4-10	0-2	2-3	0	1	1	4	10	4	2	0	2	32
11	BLACKBURN, FALLON...	*	0-5	0-0	0-1	1	6	7	2	0	0	2	0	1	25
14	HOLT, LASHONDA.....	*	4-6	3-5	4-6	0	3	3	3	15	0	3	0	1	32
22	STAPLES, ECHHO.....	*	1-2	0-0	1-2	3	1	4	2	3	0	1	0	0	31
31	FLETCHER, KALEIGH...	*	2-5	0-0	2-2	0	2	2	4	6	0	4	0	0	28
20	PINCHEON, LATOYIA...		0-0	0-0	0-0	0	1	1	0	0	0	0	0	0	0
21	NORMAN, RACHEL.....		0-0	0-0	0-0	0	0	0	0	0	0	0	0	0	1
40	DRAINE, RENATA.....		2-3	0-0	1-2	1	0	1	0	5	0	1	0	0	11
	TEAM.....					4		4							
	Totals.....		13-31	3-7	10-16	9	14	23	15	39	4	13	0	4	160

TOTAL FG% 1st Half: 6-12 50.0% 2nd Half: 7-19 36.8% Game: 41.9% DEADB
3-Pt. FG% 1st Half: 1-1 100 % 2nd Half: 2-6 33.3% Game: 42.9% REBS
F Throw % 1st Half: 1-2 50.0% 2nd Half: 9-14 64.3% Game: 62.5% 4

Officials:
Technical fouls: EZELL-HARDING HIGH SCHOOL-None. MOORE COUNTY HIGH SCHOOL-None.
Attendance:

Score by Periods	1st	2nd	3rd	4th		Total
EZELL-HARDING HIGH SCHOOL.....	17	6	8	14	-	45
MOORE COUNTY HIGH SCHOOL.....	7	7	16	9	-	39

Points in the paint-EZELL 12,MOORE 16. Points off turnovers-EZELL 13,MOORE 10.
2nd chance points-EZELL 7,MOORE 7. Fast break points-EZELL 0,MOORE 2.
Bench points-EZELL 8,MOORE 5. Score tied-2 times. Lead changes-2 times.

Play-By-Play
EZELL-HARDING HIGH SCHOOL vs MOORE COUNTY HIGH SCHOOL
03/14/03 1 p.m. at Murfreesboro, Tenn. - Murphy Center

1st PERIOD Play-by-Play (Page 1)

HOME TEAM: MOORE COUNTY HIGH SC	TIME	SCORE	MAR	VISITORS: EZELL-HARDING HIGH S
TURNOVR by FLETCHER, KALEIGH	07:47			
	07:29	0-2	V 2	GOOD! JUMPER by BISHOP, KARI
	07:29			ASSIST by REED, MARISKA
	07:20			FOUL by MCCOOL, ASHLEY
MISSED JUMPER by FLETCHER, KALEIGH	07:11			
	07:11			REBOUND (DEF) by REED, MARISKA
	06:51	0-4	V 4	GOOD! JUMPER by BISHOP, KARI
	06:51			ASSIST by REED, MARISKA
MISSED LAYUP by FANNING, ABBY	06:41			
	06:41			REBOUND (DEF) by REED, MARISKA
	06:32	0-6	V 6	GOOD! JUMPER by MCCOOL, ASHLEY
	06:32			ASSIST by REED, MARISKA
TIMEOUT 30sec	06:30			
GOOD! LAYUP by FLETCHER, KALEIGH	05:59	2-6	V 4	
	05:47			MISSED 3 PTR by BISHOP, KARI
	05:47			REBOUND (OFF) by MCCOOL, ASHLEY
	05:42			MISSED JUMPER by REED, MARISKA
REBOUND (DEF) by BLACKBURN, FALLON	05:42			
TURNOVR by FANNING, ABBY	05:37			
	05:36			STEAL by SUGGS, MEGAN
	05:34			MISSED JUMPER by BISHOP, KARI
	05:34			REBOUND (OFF) by SUGGS, MEGAN
FOUL by STAPLES, ECHHO	05:34			
MISSED JUMPER by BLACKBURN, FALLON	05:33			
	05:33			REBOUND (DEF) by MCCOOL, ASHLEY
	05:18			MISSED 3 PTR by REED, MARISKA
REBOUND (DEF) by BLACKBURN, FALLON	05:18			
	05:13			FOUL by SUGGS, MEGAN
GOOD! LAYUP by FANNING, ABBY	04:45	4-6	V 2	
	04:45			FOUL by MCCOOL, CANDICE
GOOD! FT SHOT by FANNING, ABBY	04:45	5-6	V 1	
	04:28	5-8	V 3	GOOD! JUMPER by BISHOP, KARI
	04:28			ASSIST by REED, MARISKA
TURNOVR by HOLT, LASHONDA	04:20			
	04:20			STEAL by MCCOOL, ASHLEY
FOUL by FANNING, ABBY	04:20			
FOUL by BLACKBURN, FALLON	03:53			
	03:53	5-9	V 4	GOOD! FT SHOT by BISHOP, KARI
	03:53	5-10	V 5	GOOD! FT SHOT by BISHOP, KARI
TURNOVR by FLETCHER, KALEIGH	03:31			
	03:30			STEAL by DEATHERIDGE, TARA
	03:23	5-12	V 7	GOOD! JUMPER by BISHOP, KARI
	03:23			ASSIST by REED, MARISKA
	03:13			FOUL by MCCOOL, CANDICE
GOOD! JUMPER by DRAINE, RENATA	02:56	7-12	V 5	
	02:45			FOUL by REED, MARISKA
TURNOVR by BLACKBURN, FALLON	02:33			
	02:14	7-15	V 8	GOOD! 3 PTR by DEATHERIDGE, TARA
	02:14			ASSIST by BISHOP, KARI
TIMEOUT 30sec	02:00			
	01:45			FOUL by BISHOP, KARI
MISSED FT SHOT by BLACKBURN, FALLON	01:45			
	01:45			REBOUND (DEF) by (TEAM)
	01:24	7-17	V 10	GOOD! LAYUP by DEATHERIDGE, TARA
TURNOVR by STAPLES, ECHHO	00:43			
	00:42			STEAL by REED, MARISKA
	00:00			MISSED JUMPER by BISHOP, KARI
	00:00			REBOUND (OFF) by (TEAM)

EZELL-HARDING HIGH SCHOOL 17, MOORE COUNTY HIGH SCHOOL 7

1st period-only	InPaint	Pts-T/O	2nd-Chc	FastBrk	BnchPts	Ties	Leads
EZELL-HARDING HIGH S	2	9	0	0	5	0	0
MOORE COUNTY HIGH SC	4	0	0	0	2	0	0

2nd PERIOD Play-by-Play (Page 1)

HOME TEAM: MOORE COUNTY HIGH SC	TIME	SCORE	MAR	VISITORS: EZELL-HARDING HIGH S
FOUL by FLETCHER, KALEIGH	07:42			
	07:42	7-18	V 11	GOOD! FT SHOT by REED, MARISKA
	07:42	7-19	V 12	GOOD! FT SHOT by REED, MARISKA
MISSED JUMPER by FLETCHER, KALEIGH	07:32			
	07:32			REBOUND (DEF) by (TEAM)
	07:07			MISSED 3 PTR by DEATHERIDGE, TARA
	07:07			REBOUND (OFF) by REED, MARISKA
	07:04	7-21	V 14	GOOD! JUMPER by REED, MARISKA
GOOD! 3 PTR by HOLT, LASHONDA	06:33	10-21	V 11	
ASSIST by FANNING, ABBY	06:33			
	06:16	10-23	V 13	GOOD! JUMPER by BISHOP, KARI
MISSED JUMPER by FANNING, ABBY	06:03			
	06:03			REBOUND (DEF) by BIRDWELL, KAREN
	05:22			MISSED JUMPER by MCCOOL, ASHLEY
	05:22			REBOUND (OFF) by MCCOOL, ASHLEY
	05:15			MISSED JUMPER by REED, MARISKA
	05:15			REBOUND (OFF) by REED, MARISKA
GOOD! LAYUP by DRAINE, RENATA	04:47	12-23	V 11	
ASSIST by FANNING, ABBY	04:47			
	04:23			TURNOVR by BISHOP, KARI
STEAL by FANNING, ABBY	04:22			
GOOD! LAYUP by FANNING, ABBY	04:21	14-23	V 9	
FOUL by FANNING, ABBY	04:02			
	03:56			TURNOVR by MCCOOL, ASHLEY
STEAL by FANNING, ABBY	03:50			
TURNOVR by FLETCHER, KALEIGH	03:49			
	03:49			STEAL by REED, MARISKA
	03:04			MISSED 3 PTR by BIRDWELL, KAREN
REBOUND (DEF) by STAPLES, ECHHO	03:04			
TURNOVR by HOLT, LASHONDA	02:33			
	02:33			STEAL by BISHOP, KARI
	02:11			MISSED 3 PTR by REED, MARISKA
REBOUND (DEF) by HOLT, LASHONDA	02:11			
MISSED LAYUP by FLETCHER, KALEIGH	01:50			
	01:50			REBOUND (DEF) by REED, MARISKA
	00:05			MISSED JUMPER by REED, MARISKA
REBOUND (DEF) by FLETCHER, KALEIGH	00:05			

EZELL-HARDING HIGH SCHOOL 23, MOORE COUNTY HIGH SCHOOL 14

2nd period-only	InPaint	Pts-T/O	2nd-Chc	FastBrk	BnchPts	Ties	Leads
EZELL-HARDING HIGH S	2	0	2	0	0	0	0
MOORE COUNTY HIGH SC	4	2	0	2	2	0	0

3rd PERIOD Play-by-Play (Page 1)

HOME TEAM: MOORE COUNTY HIGH SC	TIME	SCORE	MAR	VISITORS: EZELL-HARDING HIGH S
GOOD! JUMPER by FANNING, ABBY	07:54	16-23	V 7	
	07:50			MISSED 3 PTR by DEATHERIDGE, TARA
REBOUND (DEF) by FANNING, ABBY	07:50			
TURNOVR by FANNING, ABBY	07:42			
	07:06			MISSED 3 PTR by REED, MARISKA
REBOUND (DEF) by FLETCHER, KALEIGH	07:06			
MISSED JUMPER by BLACKBURN, FALLON	06:59			
REBOUND (OFF) by BLACKBURN, FALLON	06:59			
MISSED JUMPER by BLACKBURN, FALLON	06:57			
REBOUND (OFF) by STAPLES, ECHHO	06:57			
	06:50			FOUL by BISHOP, KARI
MISSED 3 PTR by FANNING, ABBY	06:40			
REBOUND (OFF) by (TEAM)	06:40			
MISSED JUMPER by DRAINE, RENATA	06:37			

REBOUND (OFF) by (TEAM)	06:37			
MISSED JUMPER by STAPLES, ECHHO	06:33			
	06:33			REBOUND (DEF) by MCCOOL, ASHLEY
	06:20			MISSED 3 PTR by DEATHERIDGE, TARA
	06:20			REBOUND (OFF) by REED, MARISKA
	06:17	16-25	V 9	GOOD! LAYUP by REED, MARISKA
MISSED JUMPER by FANNING, ABBY	06:08			
REBOUND (OFF) by DRAINE, RENATA	06:08			
	06:07			FOUL by REED, MARISKA
GOOD! FT SHOT by DRAINE, RENATA	06:07	17-25	V 8	
MISSED FT SHOT by DRAINE, RENATA	06:07			
	06:07			REBOUND (DEF) by BISHOP, KARI
	05:52	17-27	V 10	GOOD! LAYUP by REED, MARISKA
FOUL by FANNING, ABBY	05:52			
	05:52	17-28	V 11	GOOD! FT SHOT by REED, MARISKA
MISSED JUMPER by BLACKBURN, FALLON	05:28			
	05:28			REBOUND (DEF) by MCCOOL, ASHLEY
	05:26			TURNOVR by MCCOOL, ASHLEY
MISSED 3 PTR by FANNING, ABBY	05:16			
REBOUND (OFF) by STAPLES, ECHHO	05:16			
GOOD! LAYUP by STAPLES, ECHHO	05:09	19-28	V 9	
	04:55			MISSED 3 PTR by BISHOP, KARI
REBOUND (DEF) by BLACKBURN, FALLON	04:55			
MISSED 3 PTR by HOLT, LASHONDA	04:42			
	04:42			REBOUND (DEF) by BISHOP, KARI
	03:59			TURNOVR by BISHOP, KARI
STEAL by BLACKBURN, FALLON	03:59			
GOOD! JUMPER by FANNING, ABBY	03:55	21-28	V 7	
	03:50			TURNOVR by BISHOP, KARI
STEAL by HOLT, LASHONDA	03:50			
	03:50			FOUL by REED, MARISKA
	03:50			TIMEOUT TEAM
MISSED FT SHOT by HOLT, LASHONDA	03:50			
REBOUND (OFF) by (DEADBALL)	03:50			
GOOD! FT SHOT by HOLT, LASHONDA	03:50	22-28	V 6	
	03:22			TURNOVR by (TEAM)
TURNOVR by DRAINE, RENATA	03:13			
	02:59			MISSED 3 PTR by MCCOOL, ASHLEY
REBOUND (DEF) by BLACKBURN, FALLON	02:59			
GOOD! 3 PTR by HOLT, LASHONDA	02:48	25-28	V 3	
ASSIST by FANNING, ABBY	02:48			
	02:18			FOUL by BISHOP, KARI
	02:18			TURNOVR by BISHOP, KARI
MISSED 3 PTR by HOLT, LASHONDA	01:53			
REBOUND (OFF) by (TEAM)	01:53			
	01:38			FOUL by REED, MARISKA
GOOD! FT SHOT by FLETCHER, KALEIGH	01:38	26-28	V 2	
GOOD! FT SHOT by FLETCHER, KALEIGH	01:38	27-28	V 1	
	01:21			MISSED JUMPER by MCCOOL, CANDICE
REBOUND (DEF) by HOLT, LASHONDA	01:21			
TURNOVR by HOLT, LASHONDA	01:18			
	01:14			MISSED 3 PTR by MCCOOL, CANDICE
	01:14			REBOUND (OFF) by (TEAM)
	00:46	27-31	V 4	GOOD! 3 PTR by BISHOP, KARI
MISSED JUMPER by BLACKBURN, FALLON	00:29			
REBOUND (OFF) by STAPLES, ECHHO	00:29			
	00:27			FOUL by BISHOP, KARI
MISSED FT SHOT by STAPLES, ECHHO	00:27			
REBOUND (OFF) by (DEADBALL)	00:27			
GOOD! FT SHOT by STAPLES, ECHHO	00:27	28-31	V 3	
	00:03			MISSED JUMPER by MCCOOL, CANDICE
REBOUND (DEF) by HOLT, LASHONDA	00:03			
	00:02			FOUL by BIRDWELL, KAREN
GOOD! FT SHOT by HOLT, LASHONDA	00:02	29-31	V 2	
GOOD! FT SHOT by HOLT, LASHONDA	00:02	30-31	V 1	

EZELL-HARDING HIGH SCHOOL 31, MOORE COUNTY HIGH SCHOOL 30

3rd period-only	InPaint	Pts-T/O	2nd-Chc	FastBrk	BnchPts	Ties	Leads
EZELL-HARDING HIGH S	4	3	5	0	0	0	0

MOORE COUNTY HIGH SC	6	7	6	0	1	0	0

4th PERIOD Play-by-Play (Page 1)

HOME TEAM: MOORE COUNTY HIGH SC	TIME	SCORE	MAR	VISITORS: EZELL-HARDING HIGH S
FOUL by FLETCHER, KALEIGH	07:47			
	07:47	30-32	V 2	GOOD! FT SHOT by MCCOOL, ASHLEY
	07:47			MISSED FT SHOT by MCCOOL, ASHLEY
REBOUND (DEF) by BLACKBURN, FALLON	07:47			
GOOD! JUMPER by FLETCHER, KALEIGH	07:22	32-32	T 1	
ASSIST by FANNING, ABBY	07:22			
	06:48			MISSED JUMPER by DAVIES, DIANA
REBOUND (DEF) by BLACKBURN, FALLON	06:48			
TURNOVR by FLETCHER, KALEIGH	06:27			
	06:23			STEAL by MCCOOL, ASHLEY
	05:48			TIMEOUT 30sec
	05:36			TURNOVR by DEATHERIDGE, TARA
MISSED JUMPER by FANNING, ABBY	05:11			
REBOUND (OFF) by (TEAM)	05:11			
	05:10			FOUL by MCCOOL, ASHLEY
MISSED FT SHOT by HOLT, LASHONDA	05:10			
REBOUND (OFF) by (DEADBALL)	05:10			
GOOD! FT SHOT by HOLT, LASHONDA	05:10	33-32	H 1	
	05:00	33-34	V 1	GOOD! JUMPER by MCCOOL, CANDICE
	04:38			FOUL by DEATHERIDGE, TARA
MISSED FT SHOT by FANNING, ABBY	04:38			
REBOUND (OFF) by (DEADBALL)	04:38			
GOOD! FT SHOT by FANNING, ABBY	04:38	34-34	T 2	
	04:04	34-37	V 3	GOOD! 3 PTR by MCCOOL, ASHLEY
	04:04			ASSIST by REED, MARISKA
TURNOVR by BLACKBURN, FALLON	03:46			
FOUL by STAPLES, ECHHO	02:14			
TIMEOUT TEAM	02:14			
FOUL by HOLT, LASHONDA	02:09			
	02:00			TIMEOUT 30sec
FOUL by HOLT, LASHONDA	01:54			
FOUL by FANNING, ABBY	01:48			
	01:37			TIMEOUT TEAM
FOUL by FLETCHER, KALEIGH	01:37			
	01:37	34-38	V 4	GOOD! FT SHOT by MCCOOL, ASHLEY
	01:37			MISSED FT SHOT by MCCOOL, ASHLEY
	01:37			REBOUND (OFF) by (DEADBALL)
	01:09			MISSED JUMPER by DAVIES, DIANA
REBOUND (DEF) by PINCHEON, LATOYIA	01:09			
	01:03	34-40	V 6	GOOD! LAYUP by BISHOP, KARI
TIMEOUT TEAM	00:55			
GOOD! JUMPER by HOLT, LASHONDA	00:43	36-40	V 4	
	00:40	36-41	V 5	GOOD! FT SHOT by DEATHERIDGE, TARA
FOUL by HOLT, LASHONDA	00:40			
FOUL by FLETCHER, KALEIGH	00:24			
	00:23	36-42	V 6	GOOD! FT SHOT by DEATHERIDGE, TARA
	00:23	36-43	V 7	GOOD! FT SHOT by DEATHERIDGE, TARA
FOUL by BLACKBURN, FALLON	00:17			
	00:15	36-44	V 8	GOOD! FT SHOT by MCCOOL, ASHLEY
	00:15	36-45	V 9	GOOD! FT SHOT by MCCOOL, ASHLEY
GOOD! 3 PTR by HOLT, LASHONDA	00:10	39-45	V 6	

EZELL-HARDING HIGH SCHOOL 45, MOORE COUNTY HIGH SCHOOL 39

4th period-only	InPaint	Pts-T/O	2nd-Chc	FastBrk	BnchPts	Ties	Leads
EZELL-HARDING HIGH S	4	1	0	0	3	0	1
MOORE COUNTY HIGH SC	2	1	1	0	0	2	1

EZELL-HARDING HIGH SCHOOL vs MOORE COUNTY HIGH SCHOOL (03/14/03 - Period 4 00:00)

POINTS OFF TURNOVERS	1	2	3	4 - Tot
EZELL-HARDING HIGH SCHOO	9	0	3	1 - 13
MOORE COUNTY HIGH SCHOOL	0	2	7	1 - 10

POINTS IN PAINT	1	2	3	4 - Tot
EZELL-HARDING HIGH SCHOO	2	2	4	4 - 12
MOORE COUNTY HIGH SCHOOL	4	4	6	2 - 16

2ND CHANCE POINTS	1	2	3	4 - Tot
EZELL-HARDING HIGH SCHOO	0	2	5	0 - 7
MOORE COUNTY HIGH SCHOOL	0	0	6	1 - 7

FAST BREAK POINTS	1	2	3	4 - Tot
EZELL-HARDING HIGH SCHOO	0	0	0	0 - 0
MOORE COUNTY HIGH SCHOOL	0	2	0	0 - 2

BENCH POINTS	1	2	3	4 - Tot
EZELL-HARDING HIGH SCHOO	5	0	0	3 - 8
MOORE COUNTY HIGH SCHOOL	2	2	1	0 - 5

SCORE TIED BY	1	2	3	4 - Tot
EZELL-HARDING HIGH SCHOO	0	0	0	0 - 0
MOORE COUNTY HIGH SCHOOL	0	0	0	2 - 2

LEAD GAINED BY	1	2	3	4 - Tot
EZELL-HARDING HIGH SCHOO	0	0	0	1 - 1
MOORE COUNTY HIGH SCHOOL	0	0	0	1 - 1

1998 Class A State Girls' Basketball Tournament

March 11 - March 14, 1998 · Middle Tennessee State University - Murfreesboro

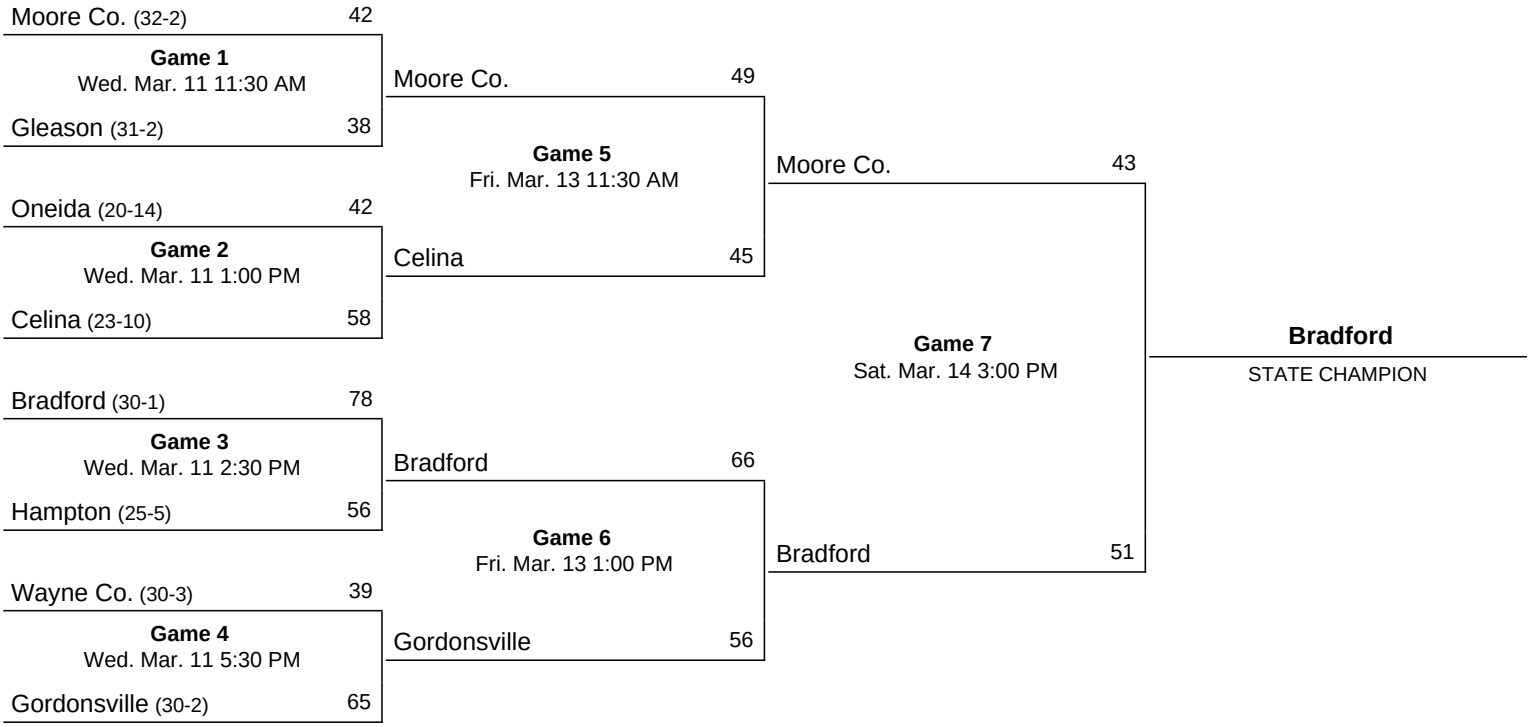

Gleason High School (31-3) A FINAL Date: March 11, 1998

Glea (VISITORS)			Total FG	Total AT	3-Pts FG	3-Pts AT	FT	FT AT	Rebounds OF	Rebounds DF	Rebounds To	PF	TP	A	TO	BK	ST	MN
14	Mayo, Janie	f	0	2	0	0	0	0	0	2	2	0	0	0	0	0	0	15
45	Fowler, Marsha	f	3	8	0	1	0	0	2	4	6	3	6	2	3	0	0	32
41	Todd, Valorie	c	1	1	0	0	0	0	1	1	2	4	2	0	3	0	2	25
21	Green, Melanie	g	2	4	0	0	0	0	0	2	2	1	4	0	2	0	2	32
24	McElhiney, Ashley	g	10	17	3	4	3	4	0	3	3	3	26	1	2	0	0	32
20	Dunning, Erika		0	2	0	1	0	0	0	0	0	4	0	0	2	0	0	17
31	Knott, Nena		0	0	0	0	0	0	0	0	0	2	0	0	0	0	0	6
12	Trevathan, Callee		--	--	--	--	--	--	--	--	--	--	--	--	--	--	--	DNP
15	Davis, Jennifer		--	--	--	--	--	--	--	--	--	--	--	--	--	--	--	DNP
33	Vaughn, April		--	--	--	--	--	--	--	--	--	--	--	--	--	--	--	DNP
43	Weddington, Jenifer		--	--	--	--	--	--	--	--	--	--	--	--	--	--	--	DNP
	Team Totals								0	0	0				0			
	TOTALS		16	34	3	6	3	4	3	12	15	17	38	3	12	0	4	160

Deadball Rebounds: 0, 0: 0

Tot FG %:	1st Half:	8-17	.471	2nd Half:	8-17	.471	Game: .471
3-Pt FG %:	1st Half:	2- 2	1.000	2nd Half:	1- 4	.250	Game: .500
FT % :	1st Half:	0- 0	.000	2nd Half:	3- 4	.750	Game: .750

Moore County High School (33-2)

Moor (HOME)			Total FG	Total AT	3-Pts FG	3-Pts AT	FT	FT AT	Rebounds OF	Rebounds DF	Rebounds To	PF	TP	A	TO	BK	ST	MN
25	Holt, Amanda	f	0	2	0	1	0	1	0	2	2	4	0	1	2	0	1	32
30	Martin, Megan	f	2	6	0	1	0	0	0	0	0	1	4	1	1	0	0	16
50	Holt, Janet	c	5	8	0	0	3	4	4	10	14	0	13	2	3	0	1	32
12	Logan, Renee	g	1	4	1	4	0	0	0	0	0	2	3	2	1	0	0	10
42	Thomas, Sandy	g	4	9	1	2	0	0	2	1	3	3	9	0	1	0	2	31
10	Harris, Mandy		0	0	0	0	2	2	0	2	2	1	2	2	2	0	0	22
22	Watson, Amy		4	5	1	1	2	2	0	1	1	1	11	1	1	0	0	16
14	Sons, Jayna		0	0	0	0	0	0	0	0	0	0	0	0	0	0	0	1
20	Logan, Laurie		--	--	--	--	--	--	--	--	--	--	--	--	--	--	--	DNP
44	Blackburn, Brooke		--	--	--	--	--	--	--	--	--	--	--	--	--	--	--	DNP
	Team Totals								1	0	1				0			
	TOTALS		16	34	3	9	7	9	7	16	23	12	42	9	11	0	4	160

Deadball Rebounds: 1, 0: 1

Tot FG %:	1st Half:	7-17	.412	2nd Half:	9-17	.529	Game: .471
3-Pt FG %:	1st Half:	3- 7	.429	2nd Half:	0- 2	.000	Game: .333
FT % :	1st Half:	1- 2	.500	2nd Half:	6- 7	.857	Game: .778

	1st	2nd	OT	OT	Tot
Glea	18	20			38
Moor	18	24			42

OFFICIALS: Steve Chauncy, Ken Melton, Jim Stooksbury
Technical Fouls: none Gleason 11 - 7 - 13 - 7 = 38
Attendance: TBA Moore Co. 8 - 10 - 12 - 12 = 42
Comments: TSSAA Girls State Tournament -- Quarterfinals

A

OFFICIAL NCAA BASKETBALL BOX SCORE - FIRST HALF

Gleason High School

Date: March 11, 1998

Glea (VISITORS)			Total FG	Total AT	3-Pts FG	3-Pts AT	FT	AT	Rebounds OF	Rebounds DF	Rebounds To	PF	TP	A	TO	BK	ST	MN
14	Mayo, Janie	f	0	0	0	0	0	0	0	0	0	0	0	0	0	0	0	11
45	Fowler, Marsha	f	1	5	0	0	0	0	1	2	3	1	2	0	1	0	0	16
41	Todd, Valorie	c	0	0	0	0	0	0	0	0	0	2	0	0	1	0	1	10
21	Green, Melanie	g	0	1	0	0	0	0	0	0	0	0	0	0	1	0	2	16
24	McElhiney, Ashley	g	7	10	2	2	0	0	0	3	3	0	16	0	1	0	0	16
20	Dunning, Erika		0	1	0	0	0	0	0	0	0	2	0	0	1	0	0	5
31	Knott, Nena		0	0	0	0	0	0	0	0	0	2	0	0	0	0	0	6
12	Trevathan, Callee		0	0	0	0	0	0	0	0	0	0	0	0	0	0	0	--
15	Davis, Jennifer		0	0	0	0	0	0	0	0	0	0	0	0	0	0	0	--
33	Vaughn, April		0	0	0	0	0	0	0	0	0	0	0	0	0	0	0	--
43	Weddington, Jenifer		0	0	0	0	0	0	0	0	0	0	0	0	0	0	0	--
	Team Totals								0	0	0				0			
	TOTALS		8	17	2	2	0	0	1	5	6	7	18	0	5	0	3	80

Deadball Rebounds: 0, 0: 0

Tot FG %: 1st Half: 8-17 .471
3-Pt FG %: 1st Half: 2- 2 1.000
FT % : 1st Half: 0- 0 .000

Moore County High School

Moor (HOME)			Total FG	Total AT	3-Pts FG	3-Pts AT	FT	AT	Rebounds OF	Rebounds DF	Rebounds To	PF	TP	A	TO	BK	ST	MN
25	Holt, Amanda	f	0	1	0	1	0	0	0	1	1	1	0	0	1	0	1	16
30	Martin, Megan	f	0	3	0	1	0	0	0	0	0	1	0	0	1	0	0	8
50	Holt, Janet	c	3	4	0	0	1	2	2	6	8	0	7	1	3	0	1	16
12	Logan, Renee	g	1	3	1	3	0	0	0	0	0	2	3	1	1	0	0	8
42	Thomas, Sandy	g	1	4	1	1	0	0	2	0	2	2	3	0	1	0	2	15
10	Harris, Mandy		0	0	0	0	0	0	0	0	0	0	0	0	0	0	0	8
22	Watson, Amy		2	2	1	1	0	0	0	1	1	0	5	1	1	0	0	8
14	Sons, Jayna		0	0	0	0	0	0	0	0	0	0	0	0	0	0	0	1
20	Logan, Laurie		0	0	0	0	0	0	0	0	0	0	0	0	0	0	0	--
44	Blackburn, Brooke		0	0	0	0	0	0	0	0	0	0	0	0	0	0	0	--
	Team Totals								1	0	1				0			
	TOTALS		7	17	3	7	1	2	5	8	13	6	18	3	8	0	4	80

Deadball Rebounds: 1, 0: 1

Tot FG %: 1st Half: 7-17 .412
3-Pt FG %: 1st Half: 3- 7 .429
FT % : 1st Half: 1- 2 .500

	1st	2nd	OT	OT	Tot
Glea	18				18
Moor	18				18

OFFICIALS: Steve Chauncy, Ken Melton, Jim Stooksbury
Technical Fouls:

OFFICIAL NCAA BASKETBALL BOX SCORE
Celina High School (24-11)

Site: Murfreesboro, Tenn.
Date: March 13, 1998

	CHS (VISITORS)		Total FG	Total AT	3-Pts FG	3-Pts AT	FT	FT AT	Rebounds OF	Rebounds DF	Rebounds To	PF	TP	A	TO	BK	ST	MN
41	Ashlock, Tara	f	2	7	0	0	3	4	0	8	8	1	7	2	1	1	0	32
44	Price, Crystal	f	2	6	2	6	0	2	1	2	3	4	6	1	3	0	0	32
24	Weddle, Trinity	c	2	5	0	0	0	0	2	0	2	5	4	0	2	0	0	24
11	Kendall, Amanda	g	3	5	1	2	3	5	0	5	5	3	10	4	3	2	3	32
35	Chambers, Michelle	g	6	16	4	12	2	3	1	1	2	2	18	2	1	0	2	32
12	Thompson, Amanda		0	0	0	0	0	0	0	3	3	2	0	1	0	0	0	8
10	Bailey, Claudia		--	--	--	--	--	--	--	--	--	--	--	--	--	--	--	DNP
14	Cross, Courtney		--	--	--	--	--	--	--	--	--	--	--	--	--	--	--	DNP
15	Key, Dana		--	--	--	--	--	--	--	--	--	--	--	--	--	--	--	DNP
21	Burnette, Cera		--	--	--	--	--	--	--	--	--	--	--	--	--	--	--	DNP
22	Price, Jessica		--	--	--	--	--	--	--	--	--	--	--	--	--	--	--	DNP
23	Melton, Erica		--	--	--	--	--	--	--	--	--	--	--	--	--	--	--	DNP
30	Isenberg, Amber		--	--	--	--	--	--	--	--	--	--	--	--	--	--	--	DNP
32	Wright, Natasha		--	--	--	--	--	--	--	--	--	--	--	--	--	--	--	DNP
	Team Totals								0	1	1				0			
	TOTALS		15	39	7	20	8	14	4	20	24	17	45	10	10	3	5	160

Deadball Rebounds: 2, 1: 3

Tot FG %:	1st Half:	9-23	.391	2nd Half:	6-16	.375	Game: .385
3-Pt FG %:	1st Half:	3-10	.300	2nd Half:	4-10	.400	Game: .350
FT % :	1st Half:	1- 2	.500	2nd Half:	7-12	.583	Game: .571

Moore County High School (34-2)

	MCHS (HOME)		Total FG	Total AT	3-Pts FG	3-Pts AT	FT	FT AT	Rebounds OF	Rebounds DF	Rebounds To	PF	TP	A	TO	BK	ST	MN
30	Martin, Megan	f	1	4	0	2	1	2	2	3	5	4	3	0	3	0	2	16
42	Thomas, Sandy	f	2	5	1	4	3	5	0	2	2	1	8	2	1	0	0	25
50	Holt, Janet	c	7	12	0	0	4	4	4	12	16	2	18	0	4	1	0	32
12	Logan, Renee	g	4	9	4	7	0	0	3	2	5	1	12	0	0	0	1	23
25	Holt, Amanda	g	0	3	0	3	0	2	2	1	3	2	0	1	1	0	0	30
10	Harris, Mandy		0	2	0	2	0	0	0	0	0	3	0	1	1	0	1	13
22	Watson, Amy		2	7	0	1	0	0	0	1	1	2	4	0	1	0	1	15
14	Sons, Jayna		1	2	1	2	1	3	0	2	2	0	4	2	0	0	1	10
44	Blackburn, Brooke		0	0	0	0	0	0	0	0	0	0	0	0	0	0	0	0+
15	Millsaps, Jessica		--	--	--	--	--	--	--	--	--	--	--	--	--	--	--	DNP
20	Logan, Laurie		--	--	--	--	--	--	--	--	--	--	--	--	--	--	--	DNP
	Team Totals								0	1	1				0			
	TOTALS		17	44	6	21	9	16	11	24	35	15	49	6	11	1	6	164

Deadball Rebounds: 2, 0: 2

Tot FG %:	1st Half:	7-21	.333	2nd Half:	10-23	.435	Game: .386
3-Pt FG %:	1st Half:	2- 8	.250	2nd Half:	4-13	.308	Game: .286
FT % :	1st Half:	2- 7	.286	2nd Half:	7- 9	.778	Game: .563

	1st	2nd	OT	OT	Tot
CHS	22	23			45
MCHS	18	31			49

	1st	2nd	3rd	4th
CHS	10	22	37	45
MCHS	11	18	26	49

OFFICIALS: Todd Buttrey, Felicia Grinter, Larry Crum
Technical Fouls: none
Attendance: TBA
Comments: TSSAA Class A Girls State Tournament -- Semifinals

OFFICIAL NCAA BASKETBALL BOX SCORE - FIRST HALF

Celina High School

Date: March 13, 1998

CHS (VISITORS)			Total FG	Total AT	3-Pts FG	3-Pts AT	FT	AT	Rebounds OF	DF	To	PF	TP	A	TO	BK	ST	MN
41	Ashlock, Tara	f	2	4	0	0	1	2	0	7	7	1	5	2	1	1	0	16
44	Price, Crystal	f	0	1	0	1	0	0	0	1	1	2	0	0	1	0	0	16
24	Weddle, Trinity	c	2	5	0	0	0	0	2	0	2	2	4	0	2	0	0	16
11	Kendall, Amanda	g	1	3	0	1	0	0	0	2	2	2	2	3	2	1	1	16
35	Chambers, Michelle	g	4	10	3	8	0	0	1	0	1	1	11	1	0	0	1	16
10	Bailey, Claudia		0	0	0	0	0	0	0	0	0	0	0	0	0	0	0	--
12	Thompson, Amanda		0	0	0	0	0	0	0	0	0	0	0	0	0	0	0	--
14	Cross, Courtney		0	0	0	0	0	0	0	0	0	0	0	0	0	0	0	--
15	Key, Dana		0	0	0	0	0	0	0	0	0	0	0	0	0	0	0	--
21	Burnette, Cera		0	0	0	0	0	0	0	0	0	0	0	0	0	0	0	--
22	Price, Jessica		0	0	0	0	0	0	0	0	0	0	0	0	0	0	0	--
23	Melton, Erica		0	0	0	0	0	0	0	0	0	0	0	0	0	0	0	--
30	Isenberg, Amber		0	0	0	0	0	0	0	0	0	0	0	0	0	0	0	--
32	Wright, Natasha		0	0	0	0	0	0	0	0	0	0	0	0	0	0	0	--
	Team Totals								0	1	1				0			
	TOTALS		9	23	3	10	1	2	3	11	14	8	22	6	6	2	2	80

Deadball Rebounds: 0, 1: 1

Tot FG %: 1st Half: 9-23 .391
3-Pt FG %: 1st Half: 3-10 .300
FT % : 1st Half: 1- 2 .500

Moore County High School

MCHS (HOME)			Total FG	Total AT	3-Pts FG	3-Pts AT	FT	AT	Rebounds OF	DF	To	PF	TP	A	TO	BK	ST	MN
30	Martin, Megan	f	1	2	0	0	1	2	2	1	3	0	3	0	2	0	1	7
42	Thomas, Sandy	f	0	2	0	2	1	3	0	2	2	0	1	2	0	0	0	16
50	Holt, Janet	c	2	5	0	0	0	0	1	5	6	1	4	0	2	0	0	16
12	Logan, Renee	g	2	5	2	3	0	0	1	2	3	0	6	0	0	0	1	15
25	Holt, Amanda	g	0	2	0	2	0	2	1	1	2	0	0	0	1	0	0	16
10	Harris, Mandy		0	0	0	0	0	0	0	0	0	1	0	0	1	0	1	5
22	Watson, Amy		2	5	0	1	0	0	0	0	0	1	4	0	1	0	1	9
14	Sons, Jayna		0	0	0	0	0	0	0	0	0	0	0	0	0	0	0	--
15	Millsaps, Jessica		0	0	0	0	0	0	0	0	0	0	0	0	0	0	0	--
20	Logan, Laurie		0	0	0	0	0	0	0	0	0	0	0	0	0	0	0	--
44	Blackburn, Brooke		0	0	0	0	0	0	0	0	0	0	0	0	0	0	0	--
	Team Totals								0	1	1				0			
	TOTALS		7	21	2	8	2	7	5	12	17	3	18	2	7	0	4	84

Deadball Rebounds: 2, 0: 2

Tot FG %: 1st Half: 7-21 .333
3-Pt FG %: 1st Half: 2- 8 .250
FT % : 1st Half: 2- 7 .286

	1st	2nd
CHS	10	22
MCHS	11	18

	1st	2nd	OT	OT	Tot
CHS	22				22
MCHS	18				18

OFFICIALS: Todd Buttrey, Felicia Grinter, Larry Crum
Technical Fouls:
Attendance:
Comments: TSSAA Class A Girls State Tournament -- Semifinals

A

OFFICIAL NCAA BASKETBALL BOX SCORE
Bradford High School (33-1)

Site: Murfreesboro, Tenn.
Date: March 14, 1998

BHS (VISITORS)			Total FG	Total AT	3-Pts FG	3-Pts AT	FT	AT	Rebounds OF	DF	To	PF	TP	A	TO	BK	ST	MN
32	Tuggles, Tonya	f	6	13	0	1	7	10	6	8	14	2	19	2	0	0	0	31
44	Campbell, Brittney	f	0	2	0	1	4	4	0	1	1	2	4	1	4	0	0	21
54	Brown, Tashekia	c	4	7	0	0	2	3	1	3	4	4	10	1	4	0	0	22
11	Henson, Jessica	g	4	8	0	2	0	1	1	0	1	4	8	2	4	0	6	26
42	Manning, Michelle	g	2	4	0	0	4	6	2	1	3	3	8	0	2	0	1	22
22	Loynes, Jodi		0	2	0	2	2	3	0	2	2	1	2	1	1	0	2	27
55	Lannom, Jenny		0	1	0	0	0	0	0	0	0	0	0	0	1	0	0	5
30	Bennett, Karla		0	1	0	0	0	1	0	2	2	0	0	0	1	0	0	5
23	White, Casey		0	0	0	0	0	2	0	0	0	0	0	0	0	0	0	1
31	Golden, Laura		0	0	0	0	0	0	0	0	0	0	0	0	0	0	0	0+
10	Henson, Jennifer		--	--	--	--	--	--	--	--	--	--	--	--	--	--	--	DNP
14	Page, Danielle		--	--	--	--	--	--	--	--	--	--	--	--	--	--	--	DNP
20	Thomas, Kenya		--	--	--	--	--	--	--	--	--	--	--	--	--	--	--	DNP
21	Bryant, Emily		--	--	--	--	--	--	--	--	--	--	--	--	--	--	--	DNP
25	Lannom, Paige		--	--	--	--	--	--	--	--	--	--	--	--	--	--	--	DNP
	Team Totals								1	0	1				0			
	TOTALS		16	38	0	6	19	30	11	17	28	16	51	7	17	0	9	160

Deadball Rebounds: 4, 0: 4

Tot FG %:	1st Half:	12-22	.545	2nd Half: 4-16	.250	Game: .421
3-Pt FG %:	1st Half:	0- 2	.000	2nd Half: 0- 4	.000	Game: .000
FT % :	1st Half:	4- 7	.571	2nd Half: 15-23	.652	Game: .633

Moore County High School (34-3)

Moor (HOME)			Total FG	Total AT	3-Pts FG	3-Pts AT	FT	AT	Rebounds OF	DF	To	PF	TP	A	TO	BK	ST	MN
25	Holt, Amanda	f	1	2	0	1	0	0	2	3	5	4	2	0	3	0	0	23
30	Martin, Megan	f	1	3	1	1	1	2	0	0	0	4	4	0	1	0	1	9
50	Holt, Janet	c	2	7	0	0	6	8	2	5	7	1	10	0	3	0	0	32-
12	Logan, Renee	g	2	4	1	2	0	0	0	1	1	2	5	1	7	0	1	23
42	Thomas, Sandy	g	3	7	2	3	4	4	0	3	3	4	12	0	5	0	2	30
14	Sons, Jayna		1	2	0	0	0	0	0	3	3	4	2	1	0	0	0	16
10	Harris, Mandy		0	0	0	0	0	0	0	1	1	1	0	1	1	0	1	16
22	Watson, Amy		3	7	0	2	2	2	0	1	1	4	8	0	0	0	0	10
44	Blackburn, Brooke		0	0	0	0	0	0	0	0	0	1	0	0	0	0	0	0+
20	Logan, Laurie		--	--	--	--	--	--	--	--	--	--	--	--	--	--	--	DNP
	Team Totals								0	0	0				0			
	TOTALS		13	32	4	9	13	16	4	17	21	25	43	3	20	0	5	160

Deadball Rebounds: 1, 1: 2

Tot FG %:	1st Half:	4-11	.364	2nd Half: 9-21	.429	Game: .406
3-Pt FG %:	1st Half:	2- 3	.667	2nd Half: 2- 6	.333	Game: .444
FT % :	1st Half:	9-10	.900	2nd Half: 4- 6	.667	Game: .813

	1st	2nd	OT	OT	Tot
BHS	28	23			51
Moor	19	24			43

OFFICIALS: Ken Melton, Jim Gardner, Sharon Wilson
Technical Fouls: Moor Bench
Attendance: TBA
Comments: TSSAA Class A Girls State Tournament -- Championship Game

BHS 9 19 7 16
Moor 6 13 7 7

OFFICIAL NCAA BASKETBALL BOX SCORE - FIRST HALF

Bradford High School

Date: March 14, 1998

BHS (VISITORS)			Total FG	Total AT	3-Pts FG	3-Pts AT	FT	AT	Rebounds OF	Rebounds DF	Rebounds To	PF	TP	A	TO	BK	ST	MN
32	Tuggles, Tonya	f	5	10	0	0	1	2	3	4	7	0	11	2	0	0	0	15
44	Campbell, Brittney	f	0	0	0	0	0	0	0	0	0	2	0	1	2	0	0	13
54	Brown, Tashekia	c	3	4	0	0	1	1	0	1	1	2	7	1	1	0	0	11
11	Henson, Jessica	g	3	4	0	1	0	1	1	0	1	2	6	1	2	0	2	13
42	Manning, Michelle	g	1	3	0	0	2	2	1	0	1	1	4	0	1	0	1	10
22	Loynes, Jodi		0	1	0	1	0	0	0	1	1	1	0	1	1	0	1	12
55	Lannom, Jenny		0	0	0	0	0	0	0	0	0	0	0	0	1	0	0	4
30	Bennett, Karla		0	0	0	0	0	1	0	1	1	0	0	0	1	0	0	2
10	Henson, Jennifer		0	0	0	0	0	0	0	0	0	0	0	0	0	0	0	--
14	Page, Danielle		0	0	0	0	0	0	0	0	0	0	0	0	0	0	0	--
20	Thomas, Kenya		0	0	0	0	0	0	0	0	0	0	0	0	0	0	0	--
21	Bryant, Emily		0	0	0	0	0	0	0	0	0	0	0	0	0	0	0	--
23	White, Casey		0	0	0	0	0	0	0	0	0	0	0	0	0	0	0	--
25	Lannom, Paige		0	0	0	0	0	0	0	0	0	0	0	0	0	0	0	--
31	Golden, Laura		0	0	0	0	0	0	0	0	0	0	0	0	0	0	0	--
	Team Totals								0	0	0				0			
	TOTALS		12	22	0	2	4	7	5	7	12	8	28	6	9	0	4	80

Deadball Rebounds: 0, 0: 0

Tot FG %: 1st Half: 12-22 .545
3-Pt FG %: 1st Half: 0- 2 .000
FT % : 1st Half: 4- 7 .571

Moore County High School

Moor (HOME)			Total FG	Total AT	3-Pts FG	3-Pts AT	FT	AT	Rebounds OF	Rebounds DF	Rebounds To	PF	TP	A	TO	BK	ST	MN
25	Holt, Amanda	f	1	1	0	0	0	0	0	1	1	2	2	0	2	0	0	10
30	Martin, Megan	f	1	1	1	1	0	0	0	0	0	3	3	0	0	0	1	6
50	Holt, Janet	c	0	3	0	0	3	4	0	3	3	0	3	0	2	0	0	16
12	Logan, Renee	g	1	3	0	1	0	0	0	0	0	0	2	1	5	0	1	13
42	Thomas, Sandy	g	1	2	1	1	4	4	0	2	2	1	7	0	1	0	1	16
14	Sons, Jayna		0	1	0	0	0	0	0	1	1	2	0	1	0	0	0	8
10	Harris, Mandy		0	0	0	0	0	0	0	0	0	0	0	0	1	0	0	7
22	Watson, Amy		0	0	0	0	2	2	0	1	1	0	2	0	0	0	0	4
20	Logan, Laurie		0	0	0	0	0	0	0	0	0	0	0	0	0	0	0	--
44	Blackburn, Brooke		0	0	0	0	0	0	0	0	0	0	0	0	0	0	0	--
	Team Totals								0	0	0				0			
	TOTALS		4	11	2	3	9	10	0	8	8	8	19	2	11	0	3	80

Deadball Rebounds: 1, 0: 1

Tot FG %: 1st Half: 4-11 .364
3-Pt FG %: 1st Half: 2- 3 .667
FT % : 1st Half: 9-10 .900

BHS 9 19
Moor 6 13

	1st	2nd	OT	OT	Tot
BHS	28				28
Moor	19				19

OFFICIALS: Ken Melton, Jim Gardner, Sharon Wilson
Technical Fouls: Moor Bench
Attendance:
Comments: TSSAA Class A Girls State Tournament -- Championship Game

1997 Class A State Girls' Basketball Tournament

March 5 - March 8, 1997 · Middle Tennessee State University - Murfreesboro

Game 1
Wed. Mar. 5 11:30 AM

Celina (28-4)	68
Hancock Co. (23-8)	48

Game 2
Wed. Mar. 5 1:00 PM

Chattanooga Grace (27-4)	49
Collinwood (14-16)	55

Game 3
Wed. Mar. 5 2:30 PM

Gordonsville (25-8)	84
USJ (22-9)	62

Game 4
Wed. Mar. 5 5:30 PM

Moore Co. (30-1)	49
Bradford (30-2)	69

Game 5
Fri. Mar. 7 11:30 AM

Celina	64
Collinwood	43

OT
Game 6
Fri. Mar. 7 1:00 PM

Gordonsville	54
Bradford	60

Game 7
Sat. Mar. 8 3:00 PM

Celina	47
Bradford	64

Bradford
STATE CHAMPION

OFFICIAL NCAA BASKETBALL BOX SCORE
Bradford High School (31-2)

Site: Murfreesboro, Tenn.
Date: March 5, 1997

BHS (VISITORS)			Total FG	Total AT	3-Pts FG	3-Pts AT	FT	FT AT	Rebounds OF	Rebounds DF	Rebounds To	PF	TP	A	TO	BK	ST	MN
10	Sellers, Mindy	f	2	4	1	3	4	4	1	2	3	3	9	0	2	0	3	32
32	Tuggles, Tonya	f	7	13	1	4	6	7	2	2	4	3	21	1	4	0	2	31
54	Brown, Tesheka	c	3	3	0	0	3	4	1	3	4	5	9	0	2	0	0	11
11	Henson, Jessica	g	3	7	1	2	2	2	1	5	6	4	9	2	4	0	3	28
22	Loynes, Jodi	g	4	4	4	4	1	4	0	1	1	1	13	4	3	0	4	31
30	Bennett, Karla		0	2	0	0	4	4	1	1	2	3	4	0	2	0	0	20
44	Campbell, Brittney		0	0	0	0	4	8	0	1	1	1	4	0	0	0	1	6
21	Foren, Damaris		0	0	0	0	0	0	0	0	0	0	0	0	0	0	0	1
14	McCartney, Lara		--	--	--	--	--	--	--	--	--	--	--	--	--	--	--	DNP
20	Thomas, Kenya		--	--	--	--	--	--	--	--	--	--	--	--	--	--	--	DNP
23	White, Casey		--	--	--	--	--	--	--	--	--	--	--	--	--	--	--	DNP
25	Lannom, Paige		--	--	--	--	--	--	--	--	--	--	--	--	--	--	--	DNP
31	Golden, Laura		--	--	--	--	--	--	--	--	--	--	--	--	--	--	--	DNP
42	Manning, Michelle		--	--	--	--	--	--	--	--	--	--	--	--	--	--	--	DNP
55	Bryant, Emily		--	--	--	--	--	--	--	--	--	--	--	--	--	--	--	DNP
	Team Totals								1	0	1				1			
	TOTALS		19	33	7	13	24	33	7	15	22	20	69	7	18	0	13	160

Deadball Rebounds: 4, 0: 4

Tot FG %:	1st Half:	15-22	.682	2nd Half: 4-11	.364	Game: .576
3-Pt FG %:	1st Half:	6- 9	.667	2nd Half: 1- 4	.250	Game: .538
FT % :	1st Half:	5- 7	.714	2nd Half: 19-26	.731	Game: .727

Moore County High School (30-2)

MC (HOME)			Total FG	Total AT	3-Pts FG	3-Pts AT	FT	FT AT	Rebounds OF	Rebounds DF	Rebounds To	PF	TP	A	TO	BK	ST	MN
22	Watson, Amy	f	6	11	2	5	4	6	7	4	11	4	18	2	7	0	0	18
25	Holt, Amanda	f	0	5	0	4	1	2	2	2	4	5	1	3	0	0	1	31
50	Holt, Janet	c	7	12	0	0	2	6	5	1	6	5	16	0	5	1	0	23
12	Logan, Renee	g	1	3	0	2	1	1	0	2	2	4	3	0	6	0	3	27
30	Martin, Megan	g	2	5	0	1	2	3	1	0	1	4	6	0	3	0	1	21
14	Sons, Jayna		0	1	0	0	0	0	0	2	2	3	0	0	2	0	0	10
42	Thomas, Sandy		2	5	0	2	1	2	0	1	1	2	5	1	1	0	1	19
40	Blackburn, Brandy		0	0	0	0	0	0	0	0	0	1	0	0	0	0	0	11
44	Blackburn, Brooke		0	1	0	1	0	0	0	0	0	1	0	0	0	0	0	1
10	Harris, Mandy		--	--	--	--	--	--	--	--	--	--	--	--	--	--	--	DNP
15	Franklin, Alisha		--	--	--	--	--	--	--	--	--	--	--	--	--	--	--	DNP
32	Fanning, Racheal		--	--	--	--	--	--	--	--	--	--	--	--	--	--	--	DNP
34	Fanning, Katie		--	--	--	--	--	--	--	--	--	--	--	--	--	--	--	DNP
	Team Totals								1	0	1				0			
	TOTALS		18	43	2	15	11	20	16	12	28	29	49	6	24	1	6	160

Deadball Rebounds: 3, 0: 3

Tot FG %:	1st Half:	6-11	.545	2nd Half: 12-32	.375	Game: .419
3-Pt FG %:	1st Half:	0- 2	.000	2nd Half: 2-13	.154	Game: .133
FT % :	1st Half:	3- 9	.333	2nd Half: 8-11	.727	Game: .550

	1st	2nd	OT	OT	Tot
BHS	41	28			69
MC	15	34			49

BHS 21 20 7 21
mc 6 9 17 17

OFFICIALS: Kevin Case, Rosalind Gooden, Frank Hammons
Technical Fouls: none
Attendance: TBA
Comments: 1997 TSSAA Class A Quarterfinals

FIRST-HALF BOX SCORE
NOT AVAILABLE FOR THIS GAME

If you have this information please
notify or email a scan to tssaa@tssaa.org.

1996 Class A State Girls' Basketball Tournament

March 6 - March 9, 1996 · Middle Tennessee State University - Murfreesboro

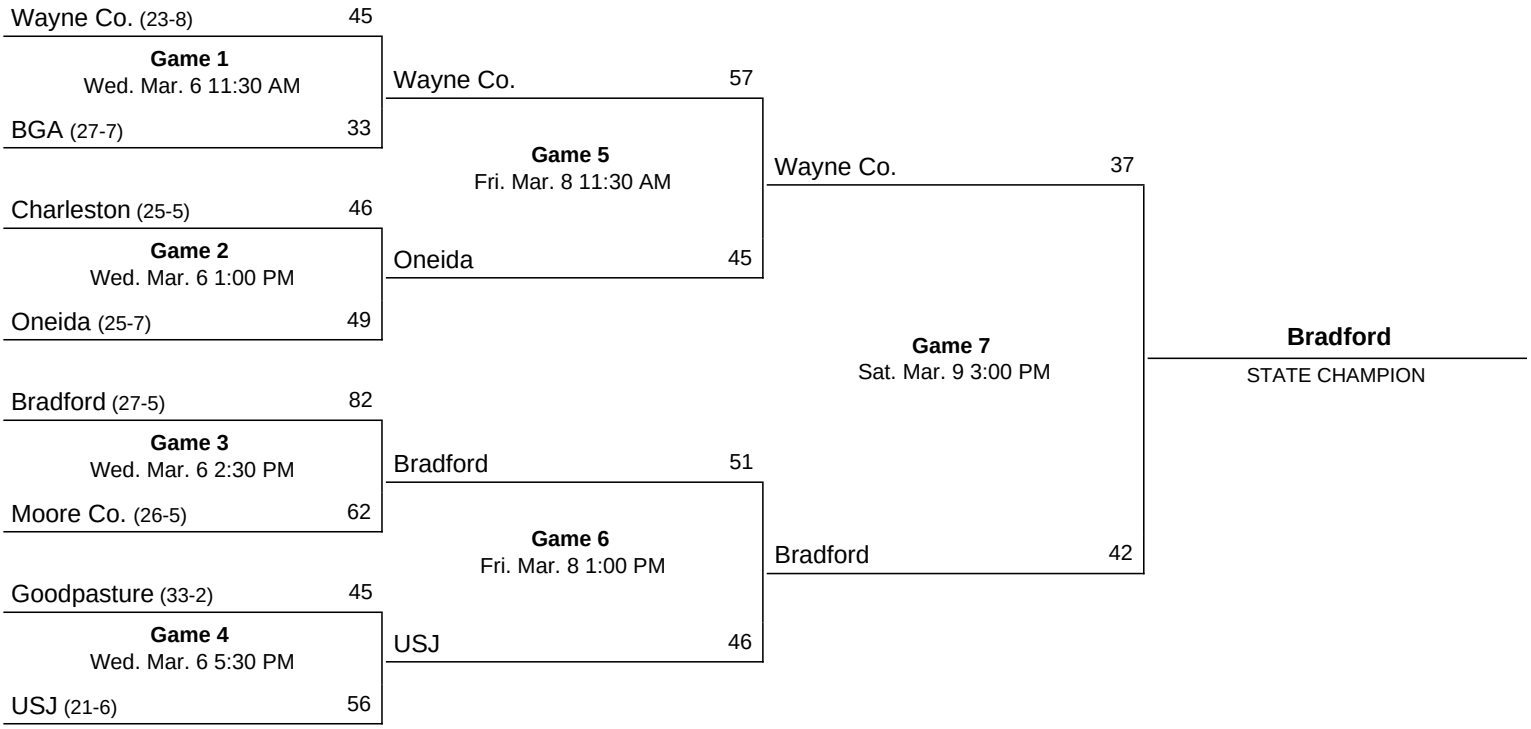

010

OFFICIAL NCAA BASKETBALL BOX SCORE

Site: Murfreesboro, Tenn.

Date: March 6, 1996

Moore County High School (26-6)

	MCHS (VISITORS)		Total FG	Total AT	3-Pts FG	3-Pts AT	FT	FT AT	Rebounds OF	Rebounds DF	Rebounds To	PF	TP	A	TO	BK	ST	MN
30	Martin, Megan	f	1	2	0	0	1	2	1	4	5	4	3	0	6	0	1	25
34	Adams, Miranda	f	2	7	0	0	5	6	4	2	6	2	9	0	0	0	0	26
50	Holt, Janet	c	9	15	0	0	8	11	6	6	12	4	26	0	4	0	2	26
12	Logan, Renee	g	1	1	1	1	0	0	0	0	0	1	3	2	3	0	0	22
25	Holt, Amanda	g	1	6	1	5	4	6	0	0	0	5	7	1	1	0	1	30
10	Harris, Mandy		0	0	0	0	0	0	0	0	0	0	0	0	0	0	0	1
15	Thompson, Trina		0	0	0	0	0	0	0	0	0	1	0	0	0	0	0	1
22	Watson, Amy		4	9	0	0	0	0	2	3	5	2	8	0	3	0	0	17
42	Thomas, Sandy		2	2	0	0	2	2	0	0	0	3	6	0	2	0	0	10
44	Blackburn, Brooke		0	0	0	0	0	0	0	0	0	0	0	0	0	0	0	1
24	Babian, Shannan		--	--	--	--	--	--	--	--	--	--	--	--	--	--	--	DNP
32	Evans, Beth		--	--	--	--	--	--	--	--	--	--	--	--	--	--	--	DNP
40	Warren, Lori		--	--	--	--	--	--	--	--	--	--	--	--	--	--	--	DNP
	Team Totals								0	0	0				0			
	TOTALS		20	42	2	6	20	27	13	15	28	22	62	3	19	0	4	160

Deadball Rebounds: 4, 0: 4

Tot FG %:	1st Half:	8-20	.400	2nd Half:	12-22	.545	Game: .476
3-Pt FG %:	1st Half:	2- 4	.500	2nd Half:	0- 2	.000	Game: .333
FT % :	1st Half:	6- 9	.667	2nd Half:	14-18	.778	Game: .741

Bradford High School (28-5)

	BHS (HOME)		Total FG	Total AT	3-Pts FG	3-Pts AT	FT	FT AT	Rebounds OF	Rebounds DF	Rebounds To	PF	TP	A	TO	BK	ST	MN
15	Loynes, Jodi	f	3	6	2	4	5	6	1	2	3	0	13	2	1	0	4	31
32	Tuggles, Tonya	f	8	14	0	0	11	13	4	3	7	4	27	10	6	1	2	32-
55	Talley, Christy	c	4	4	0	0	0	0	1	1	2	4	8	3	2	0	3	21
10	Sellers, Mindy	g	4	7	1	1	1	3	0	0	0	4	10	0	1	0	1	31
11	Mitchell, Casey	g	4	6	0	0	1	1	0	3	3	3	9	0	0	0	1	19
23	White, Casey		1	1	0	0	0	0	0	0	0	0	2	0	0	0	1	1
30	Bennett, Karla		1	3	0	0	0	0	0	1	1	2	2	0	0	0	0	5
42	Manning, Michelle		0	2	0	0	1	2	0	0	0	0	1	0	0	0	0	7
44	Campbell, Brittany		0	0	0	0	0	0	0	0	0	0	0	0	0	0	0	1
54	Brown, Tashekia		5	5	0	0	0	0	0	2	2	5	10	2	0	0	0	13
20	Guy, Stephanie		--	--	--	--	--	--	--	--	--	--	--	--	--	--	--	DNP
21	Foren, Damaris		--	--	--	--	--	--	--	--	--	--	--	--	--	--	--	DNP
25	Lannom, Paige		0	0	0	0	0	0	0	0	0	0	0	0	0	0	0	0+
	Team Totals								0	0	0				0			
	TOTALS		30	48	3	5	19	25	6	12	18	22	82	17	10	1	12	160

Deadball Rebounds: 3, 0: 3

Tot FG %:	1st Half:	17-23	.739	2nd Half:	13-25	.520	Game: .625
3-Pt FG %:	1st Half:	3- 4	.750	2nd Half:	0- 1	.000	Game: .600
FT % :	1st Half:	6- 9	.667	2nd Half:	13-16	.813	Game: .760

	1st	2nd	OT	OT	Tot
MCHS	24	38			62
BHS	43	39			82

OFFICIALS: Sam Young, Ted Kessler, Tim Gardner

Technical Fouls: none

Attendance: tba

Comments: 1996 TSSAA Class A Quarterfinals

Score by Quarters

MC	16	7	13	26
BHS	23	20	12	27

CURRENT STATS - :00 / 2nd Half CompuSTATS / San Diego,CA (619)296-7834

Moore County High School Date: March 6, 1996

	MCHS (VISITORS)		FG	AT	3-pts FG	3-pts AT	FT	AT	Rebounds OF	DF	To	PF	TP	A	TO	BK	ST	MN
30	Martin,Megan	f	1	1	0	0	1	2	1	2*	3	1	3	0	4*	0	0	13
34	Adams,Miranda	f	1	4	0	0	3*	4*	3	0	3	2*	5	0	0	0	0	16
50	Holt,Janet	c	4*	9*	0	0	1	3	4*	2*	6*	2*	9*<	0	2	0	0	12
12	Logan,Renee	g	1	1	1*	1	0	0	0	0	0	0	3	2*	1	0	0	16
25	Holt,Amanda	g	1	3	1*	3*	0	0	0	0	0	2*	3	1	1	0	0	16
10	Harris,Mandy		0	0	0	0	0	0	0	0	0	0	0	0	0	0	0	0
15	Thompson,Trina		0	0	0	0	0	0	0	0	0	0	0	0	0	0	0	0
22	Watson,Amy		0	2	0	0	0	0	1	2*	3	1	0	0	2	0	0	7
24	Babian,Shannan		0	0	0	0	0	0	0	0	0	0	0	0	0	0	0	0
32	Evans,Beth		0	0	0	0	0	0	0	0	0	0	0	0	0	0	0	0
40	Warren,Lori		0	0	0	0	0	0	0	0	0	0	0	0	0	0	0	0
42	Thomas,Sandy		0	0	0	0	0	0	0	0	0	0	0	0	0	0	0	0
44	Blackburn,Brooke		0	0	0	0	0	0	0	0	0	0	0	0	0	0	0	0
	Team Totals								0	0	0				10			
	TOTALS		8	20	2	4	5	9	9	6	15	8	23	3	10	0	0	80

Deadball Rebounds: 2, 0: 2

Tot FG %:	1st Half:	8-20	.400	2nd Half:	0- 0	.000	Game:	.400
3-Pt FG %:	1st Half:	2- 4	.500	2nd Half:	0- 0	.000	Game:	.500
FT % :	1st Half:	6- 9	.667	2nd Half:	-1- 0	.000	Game:	.556

Bradford High School

	BHS (HOME)		FG	AT	3-Pts FG	3-Pts AT	FT	AT	Rebounds OF	DF	To	PF	TP	A	TO	BK	ST	MN
15	Loynes,Jodi	f	2	3	2*	3*	1	2	0	0	0	0	7	1	1*	0	3*	16
32	Tuggles,Tonya	f	5*	8*	0	0	3*	4*	1*	1	2*	1	13*<	6*	1*	0	1	16
55	Talley,Christy	c	3	3	0	0	0	0	0	1	1	2	6	3	1*	0	2	12
10	Sellers,Mindy	g	1	2	1	1	1	2	0	0	0	1	4	0	0	0	0	16
11	Mitchell,Casey	g	2	3	0	0	1	1	0	1	1	3*	5	0	0	0	0	11
20	Guy,Stephanie		0	0	0	0	0	0	0	0	0	0	0	0	0	0	0	0
21	Foren,Damaris		0	0	0	0	0	0	0	0	0	0	0	0	0	0	0	0
23	White,Casey		0	0	0	0	0	0	0	0	0	0	0	0	0	0	0	0
25	Lannom,Paige		0	0	0	0	0	0	0	0	0	0	0	0	0	0	0	0
30	Bennett,Karla		0	0	0	0	0	0	0	0	0	0	0	0	0	0	0	0
42	Manning,Michelle		0	0	0	0	0	0	0	0	0	0	0	0	0	0	0	0
44	Campbell,Brittany		0	0	0	0	0	0	0	0	0	0	0	0	0	0	0	0
54	Brown,Tashekia		4	4	0	0	0	0	0	2*	2*	2	8	2	0	0	0	9
	Team Totals								0	0	0				3			
	TOTALS		17	23	3	4	6	9	1	5	6	9	43	12	3	0	6	80

Deadball Rebounds: 2, 0: 2

Tot FG %:	1st Half:	17-23	.739	2nd Half:	0- 0	.000	Game:	.739
3-Pt FG %:	1st Half:	3- 4	.750	2nd Half:	0- 0	.000	Game:	.750
FT % :	1st Half:	6- 9	.667	2nd Half:	0- 0	.000	Game:	.667

* - Denotes high in that category

BHS : largest lead: 22 No. of leads: 3
MCHS: largest lead: 2 No. of leads: 2

Lead Changes: 2 No. of Ties: 2

	1	2	H
MCHS	16	7	23
Bradford	23	20	43

1994 Class A State Girls' Basketball Tournament

March 9 - March 12, 1994 · Middle Tennessee State University - Murfreesboro

Game 1
Wed. Mar. 9 11:30 AM

Moore Co. (31-3)	49
Lake Co. (28-2)	51

Game 2
Wed. Mar. 9 1:00 PM

Clarkrange (31-3)	36
Oneida (28-4)	43

Game 3
Wed. Mar. 9 2:30 PM

Wayne Co. (30-1)	56
Gleason (29-3)	49

Game 4
Wed. Mar. 9 5:30 PM

Celina (24-8)	45
Hancock Co. (28-7)	42

Game 5
Fri. Mar. 11 11:30 AM

Lake Co.	38
Oneida	44

Game 6
Fri. Mar. 11 1:00 PM

Wayne Co.	57
Celina	63

Game 7
Sat. Mar. 12 3:00 PM

Oneida	53
Celina	38

Oneida
STATE CHAMPION

OFFICIAL NCAA BASKETBALL BOX SCORE

Site: Murfreesboro, Tenn.

Date: March 9, 1994

Lake County High School (29-2)

LCHS (VISITORS) Lake Co.		Total FG	Total AT	3-Pts FG	3-Pts AT	FT	FT AT	Rebounds OF	Rebounds DF	Rebounds To	PF	TP	A	TO	BK	ST	MN
25 Bolden, Lasheka	f	8	14	0	2	1	2	2	3	5	0	17	2	1	0	0	24
33 Springfield, Karon	f	1	5	0	0	0	0	3	3	6	5	2	0	2	0	0	21
34 Davis, Alicia	c	4	7	0	0	0	0	3	5	8	4	8	0	2	0	0	22
21 Miller, Alisha	g	0	5	0	0	0	2	2	2	4	1	0	2	3	0	1	19
23 Wyatt, Vicky	g	7	13	1	2	0	0	1	3	4	3	15	1	3	2	3	25
10 Faris, Stacey		0	0	0	0	0	0	0	0	0	0	0	0	0	0	0	4
14 Everton, Marandal		3	6	0	0	1	2	4	2	6	1	7	0	0	1	2	20
31 Clark, Joyce		0	7	0	1	0	0	2	1	3	3	0	0	0	0	1	16
35 Jones, Stacey		1	3	0	0	0	0	1	0	1	2	2	0	1	0	0	9
13 Hopper, Natalie		--	--	--	--	--	--	--	--	--	--	--	--	--	--	--	DNP
24 Tipton, Crystal		--	--	--	--	--	--	--	--	--	--	--	--	--	--	--	DNP
40 Williams, LaTonya		--	--	--	--	--	--	--	--	--	--	--	--	--	--	--	DNP
Team Totals								0	1	1				0			
TOTALS		24	60	1	5	2	6	18	20	38	19	51	5	12	3	7	160

Deadball Rebounds: 1, 0: 1

Tot. FG %:	1st Half:	11-32	.344	2nd Half:	13-28	.464	Game:	.400
3-Pt FG %:	1st Half:	0- 3	.000	2nd Half:	1- 2	.500	Game:	.200
FT % :	1st Half:	0- 3	.000	2nd Half:	2- 3	.667	Game:	.333

Moore County High School (31-4)

MCHS (HOME) Moore Co.		Total FG	Total AT	3-Pts FG	3-Pts AT	FT	FT AT	Rebounds OF	Rebounds DF	Rebounds To	PF	TP	A	TO	BK	ST	MN
25 Keller, Janice	f	3	9	1	3	4	4	0	2	2	2	11	2	3	1	1	31
32 Price, Sarah	f	3	7	0	2	1	3	0	3	3	1	7	2	1	0	1	31
44 Simpson, Nickie	c	7	11	0	0	2	2	2	6	8	2	16	0	2	0	0	30
10 Bryant, Samantha	g	1	5	1	4	0	1	0	5	5	2	3	0	2	0	1	28
42 Faulkner, Susan	g	0	1	0	0	8	12	0	3	3	3	8	2	6	0	1	32
34 Adams, Miranda		2	5	0	0	0	0	4	2	6	0	4	0	1	0	0	7
15 Holt, Jill		--	--	--	--	--	--	--	--	--	--	--	--	--	--	--	DNP
20 Byrom, Julie		0	0	0	0	0	0	0	0	0	0	0	0	0	0	0	0+
24 Logan, Amy		--	--	--	--	--	--	--	--	--	--	--	--	--	--	--	DNP
40 Gold, Katie		--	--	--	--	--	--	--	--	--	--	--	--	--	--	--	DNP
Team Totals								2	0	2				0			
TOTALS		16	38	2	9	15	22	8	21	29	10	49	6	15	1	4	160

Deadball Rebounds: 1, 0: 1

Tot FG %:	1st Half:	8-18	.444	2nd Half:	8-20	.400	Game:	.421
3-Pt FG %:	1st Half:	1- 4	.250	2nd Half:	1- 5	.200	Game:	.222
FT % :	1st Half:	10-13	.769	2nd Half:	5- 9	.556	Game:	.682

	1st	2nd	~~3rd~~ 3	~~4th~~ 4	Tot
LCHS	~~22~~ 12	10 ~~18~~	11	18	51
MCHS	~~20~~	~~22~~			49
	11	16	12	10	

OFFICIALS: Ken Everett, Mike Webb, Bo Deaton

Technical Fouls: none

Attendance: TBA

Comments: TSSAA FIRST ROUND

OFFICIAL NCAA BASKETBALL BOX SCORE - FIRST HALF

Lake County High School

Date: March 9, 1994

LCHS (VISITORS)			Total FG	Total AT	3-Pts FG	3-Pts AT	FT	FT AT	Rebounds OF	Rebounds DF	Rebounds To	PF	TP	A	TO	BK	ST	MN
25	Bolden, Lasheka	f	3	4	0	1	0	0	2	2	4	0	6	1	1	0	0	11
33	Springfield, Karon	f	1	4	0	0	0	0	0	2	2	2	2	0	1	0	0	11
34	Davis, Alicia	c	2	3	0	0	0	0	1	3	4	2	4	0	1	0	0	6
21	Miller, Alisha	g	0	5	0	0	0	2	2	1	3	0	0	1	1	0	1	13
23	Wyatt, Vicky	g	2	5	0	1	0	0	1	2	3	1	4	1	1	1	1	11
10	Paris, Stacey		0	0	0	0	0	0	0	0	0	0	0	0	0	0	0	2
13	Hopper, Natalie		0	0	0	0	0	0	0	0	0	0	0	0	0	0	0	--
14	Everton, Marandal		2	3	0	0	0	1	2	1	3	1	4	0	0	1	0	10
24	Tipton, Crystal		0	0	0	0	0	0	0	0	0	0	0	0	0	0	0	--
31	Clark, Joyce		0	6	0	1	0	0	2	0	2	2	0	0	0	0	0	9
35	Jones, Stacey		1	2	0	0	0	0	1	0	1	1	2	0	1	0	0	7
40	Williams, LaTonya		0	0	0	0	0	0	0	0	0	0	0	0	0	0	0	--
	Team Totals								0	1	1				0			
	TOTALS		11	32	0	3	0	3	11	12	23	9	22	3	6	2	2	80

Deadball Rebounds: 1, 0: 1

Tot FG %: 1st Half: 11-32 .344
3-Pt FG %: 1st Half: 0- 3 .000
FT % : 1st Half: 0- 3 .000

Moore County High School

MCHS (HOME)			Total FG	Total AT	3-Pts FG	3-Pts AT	FT	FT AT	Rebounds OF	Rebounds DF	Rebounds To	PF	TP	A	TO	BK	ST	MN
25	Keller, Janice	f	1	4	1	1	2	2	0	1	1	0	5	2	2	0	0	16
32	Price, Sarah	f	1	3	0	1	1	2	0	1	1	0	3	2	1	0	0	16
44	Simpson, Nickie	c	6	7	0	0	2	2	1	3	4	1	14	0	0	0	0	16
10	Bryant, Samantha	g	0	3	0	2	0	1	0	5	5	2	0	0	1	0	1	16
42	Faulkner, Susan	g	0	1	0	0	5	6	0	2	2	1	5	1	1	0	1	16
15	Holt, Jill		0	0	0	0	0	0	0	0	0	0	0	0	0	0	0	--
20	Byrom, Julie		0	0	0	0	0	0	0	0	0	0	0	0	0	0	0	--
24	Logan, Amy		0	0	0	0	0	0	0	0	0	0	0	0	0	0	0	--
34	Adams, Miranda		0	0	0	0	0	0	0	0	0	0	0	0	0	0	0	--
40	Gold, Katie		0	0	0	0	0	0	0	0	0	0	0	0	0	0	0	--
	Team Totals								0	0	0				0			
	TOTALS		8	18	1	4	10	13	1	12	13	4	27	5	5	0	2	80

Deadball Rebounds: 0, 0: 0

Tot FG %: 1st Half: 8-18 .444
3-Pt FG %: 1st Half: 1- 4 .250
FT % : 1st Half: 10-13 .769

	1st	2nd	OT	OT	Tot
LCHS	22				22
MCHS	27				27

OFFICIALS:
Technical Fouls:
Attendance:
Comments: CourtSide(tm) software by CompuSTATS / San Diego, CA (619)296-7834

1993 Class A State Girls' Basketball Tournament

March 10 - March 13, 1993 · Middle Tennessee State University - Murfreesboro

Game 1
Wed. Mar. 10 11:30 AM

Oneida (26-4)	60
Moore Co. (24-4)	48

Game 2
Wed. Mar. 10 1:00 PM

Gleason (31-2)	65
Celina (26-6)	51

Game 3
Wed. Mar. 10 2:30 PM

Clarkrange (29-6)	46
Bradford (30-2)	79

Game 4
Wed. Mar. 10 5:30 PM

Richland (30-4)	49
Hancock Co. (26-6)	52

Game 5
Fri. Mar. 12 11:30 AM

Oneida	45
Gleason	54

Game 6
Fri. Mar. 12 1:00 PM

Bradford	60
Hancock Co.	54

Game 7
Sat. Mar. 13 4:00 PM

Gleason	42
Bradford	55

Bradford
STATE CHAMPION

GIRLS A

OFFICIAL NCAA BASKETBALL BOX SCORE 03-09-93 MURFREESBORO
Licensed To: Middle Tennessee FINAL BOX

VISITORS: MOORE COUNTY 24-10

NO	PLAYER	FG	FGA	3P	3PA	FT	FTA	OR	DR	TOT	PF	PTS	A	TO	BLK	S	MIN
25	JANICE KELLER	1	10	0	3	0	0	2	1	3	4	2	2	2	0	0	32
32	SARAH PRICE	3	10	1	1	0	2	1	0	1	1	7	2	1	0	0	32
42	SUSAN FAULKNER	1	6	0	2	3	4	0	3	3	4	5	4	3	0	1	32
44	NICKIE SIMPSON	12	16	0	0	1	2	1	5	6	3	25	0	2	0	2	32
22	MICHELE NORMAN	3	6	1	3	0	0	1	3	4	4	7	1	0	0	2	32
40	KATIE GOLD	DNP- CC															
34	MIRANDA ADAMS	1	2	0	0	0	0	2	1	3	0	2	0	0	0	0	0
24	AMY LOGAN	DNP- CC															
20	JULIE BYROM	DNP- CC															
10	SAMANTHA BRYANT	0	1	0	1	0	0	1	0	1	0	0	0	0	0	0	0
14	JAMMIE FANNING	DNP- CC															
12	TISH WAGGONER	0	1	0	1	0	0	0	0	0	0	0	0	0	0	0	0
30	SHANNA WAGGONER	DNP- CC															
	TEAM							1	1	2				0			
	TOTALS	21	52	2	11	4	8	9	14	23	16	48	9	8	0	5	160

TOTAL FG %	1st Half 45.8	2nd Half 35.7	OT	Game 40.4	DEADBALL		
3 PT FG %	1st Half 25.0	2nd Half 14.3	OT	Game 18.2	REBOUNDS	1	
FT %	1st Half 33.3	2nd Half 100.0	OT	Game 50.0			

HOME: ONIEDA 27-4

NO	PLAYER	FG	FGA	3P	3PA	FT	FTA	OR	DR	TOT	PF	PTS	A	TO	BLK	S	MIN
13	JAMI PAYNE	1	7	0	1	1	2	0	2	2	3	3	2	2	0	0	30
23	SHELLEY HARNESS	0	5	0	3	1	2	3	1	4	0	1	3	4	0	0	30
31	BRYNAE LAXTON	12	18	0	0	7	7	4	7	11	3	31	2	3	1	3	27
32	CHRISTY CHAMBERS	4	6	0	0	4	5	1	9	10	0	12	3	2	0	0	13
40	PAULA YANCEY	1	2	0	1	2	2	1	5	6	3	4	1	2	0	0	32
33	STEPHANIE GRIGSBY	DNP- CC															
42	BRANDON BOYATT	DNP- CC															
43	ANGELA JEFFERS	DNP- CC															
12	STEPHANIE BURCHFIELD	DNP- CC															
25	STACEY McBROOM	0	0	0	0	0	0	0	0	0	0	0	0	0	0	0	0
10	MEGAN BOTTS	0	0	0	0	0	0	0	0	0	1	0	0	0	0	0	4
20	AMIEE SHAFFER	DNP- CC															
11	BOOLIE SHOEMAKER	DNP- CC															
21	ELLA WATSON	4	5	0	0	1	2	1	1	2	0	9	1	1	0	0	8
22	GINGER WEST	0	0	0	0	0	0	0	0	0	0	0	0	0	0	0	16
50	KELLI WINDLE	DNP- CC															
41	NIKI CANFIELD	DNP- CC															
	TEAM							0	0	0				0			
	TOTALS	22	43	0	5	16	20	10	25	35	10	60	12	14	1	3	160

TOTAL FG %	1st Half 43.5	2nd Half 60.0	OT	Game 51.2	DEADBALL		
3 PT FG %	1st Half 0.0	2nd Half 0.0	OT	Game 0.0	REBOUNDS	1	
FT %	1st Half 66.7	2nd Half 82.4	OT	Game 80.0			

Technical Fouls: 0
Attendance: TBA

OFFICIALS
#0- ED TIDWELL
#0- JAMES KINZER
#0- DARRYL LEWIS

SCORE BY PERIODS	1	2	OT	OT	OT	FINAL
MOORE COUNTY	25	23				48
ONIEDA	22	38				60

TECHNICAL FOULS:

INDIVIDUAL:
MOORE: NONE
ONIEDA: NONE

This report has been produced by STATMAN II (tm) 3.00.FWC
Copyright (c) 1991 NBA Properties, Inc. All Rights Reserved.

OFFICIAL NCAA BASKETBALL BOX SCORE 03-09-93 MURFREESBORO
Licensed To: Middle Tennessee FIRST HALF

VISITORS: MOORE COUNTY

NO	PLAYER	FG	FGA	3P	3PA	FT	FTA	OR	DR	TOT	PF	PTS	A	TO	BLK	S	MIN
25	JANICE KELLER	0	4	0	1	0	0	1	1	2	1	6	0	2	0	0	16
32	SARAH PRICE	1	2	0	0	0	2	0	0	0	0	2	2	0	0	0	16
42	SUSAN FAULKNER	1	4	0	2	1	2	0	2	2	1	3	2	1	0	1	16
44	NICKIE SIMPSON	6	10	0	0	1	2	0	3	3	1	13	0	1	0	1	16
22	MICHELE NORMAN	3	4	1	1	0	0	1	2	3	1	7	1	0	0	1	16
40	KATIE GOLD	DNP-															
34	MIRANDA ADAMS	DNP-															
24	AMY LOGAN	DNP-															
20	JULIE BYROM	DNP-															
10	SAMANTHA BRYANT	DNP-															
14	JAMMIE FANNING	DNP-															
12	TISH WAGGONER	DNP-															
30	SHANNA WAGGONER	DNP-															
	TEAM							1	1	2				0			
	TOTALS	11	24	1	4	2	6	3	9	12	4	25	5	4	0	3	80

TOTAL FG %	1st Half 45.8	2nd Half	OT	Game 45.8	DEADBALL		
3 PT FG %	1st Half 25.0	2nd Half	OT	Game 25.0	REBOUNDS	1	
FT %	1st Half 33.3	2nd Half	OT	Game 33.3			

HOME: ONIEDA

NO	PLAYER	FG	FGA	3P	3PA	FT	FTA	OR	DR	TOT	PF	PTS	A	TO	BLK	S	MIN
13	JAMI PAYNE	1	4	0	0	0	0	0	1	1	1	2	1	1	0	0	14
23	SHELLEY HARNESS	0	2	0	1	0	0	1	1	2	0	0	1	2	0	0	14
31	BRYNAE LAXTON	4	8	0	0	0	0	0	4	4	3	8	0	2	0	2	11
32	CHRISTY CHAMBERS	2	4	0	0	2	3	1	5	6	0	6	2	1	0	0	13
40	PAULA YANCEY	0	1	0	1	0	0	1	1	2	1	0	1	2	0	0	16
33	STEPHANIE GRIGSBY	DNP-															
42	BRANDON BOYATT	DNP-															
43	ANGELA JEFFERS	DNP-															
12	STEPHANIE BURCHFIELD	DNP-															
25	STACEY McBROOM	0	0	0	0	0	0	0	0	0	0	0	0	0	0	0	0
10	MEGAN BOTTS	0	0	0	0	0	0	0	0	0	0	0	0	0	0	0	4
20	AMIEE SHAFFER	DNP-															
11	BOOLIE SHOEMAKER	DNP-															
21	ELLA WATSON	3	4	0	0	0	0	1	1	2	0	6	0	1	0	0	8
22	GINGER WEST	DNP-															
50	KELLI WINDLE	DNP-															
41	NIKI CANFIELD	DNP-															
	TEAM							0	0	0				0			
	TOTALS	10	23	0	2	2	3	4	13	17	5	22	5	9	0	2	80

TOTAL FG %	1st Half 43.5	2nd Half	OT	Game 43.5	DEADBALL		
3 PT FG %	1st Half 0.0	2nd Half	OT	Game 0.0	REBOUNDS	1	
FT %	1st Half 66.7	2nd Half	OT	Game 66.7			

Technical Fouls: 0
Attendance:

OFFICIALS
#0- ED TIDWELL
#0- JAMES KINZER
#0- DARRYL LEWIS

SCORE BY PERIODS	1	2	OT	OT	OT	FINAL
MOORE COUNTY	25					25
ONIEDA	22					22

TECHNICAL FOULS:

INDIVIDUAL:
MOORE: NONE
ONIEDA: NONE

This report has been produced by STATMAN II (tm) 3.00.FWC
Copyright (c) 1991 NBA Properties, Inc. All Rights Reserved.

1992 Class A State Girls' Basketball Tournament

March 11 - March 14, 1992 · Middle Tennessee State University - Murfreesboro

Game 1
Wed. Mar. 11 11:30 AM

Oneida (28-3)	34
Gleason (30-3)	42

Game 2
Wed. Mar. 11 1:00 PM

Denmark West (27-3)	43
Upperman (21-12)	36

Game 3
Wed. Mar. 11 2:30 PM

Greenback (28-4)	38
Celina (28-5)	69

Game 4
Wed. Mar. 11 5:30 PM

Moore Co. (30-2)	75
Wayne Co. (30-2)	59

Game 5
Fri. Mar. 13 11:30 AM

Gleason	58
Denmark West	37

Game 6
Fri. Mar. 13 1:00 PM

Celina	54
Moore Co.	47

Game 7
Sat. Mar. 14 4:00 PM

Gleason	52
Celina	44

Gleason
STATE CHAMPION

OFFICIAL NCAA BASKETBALL BOX SCORE 03-11-92 MURFREESBORO, TN
Licensed To: Middle Tennessee FINAL BOX

VISITORS: MOORE CO. 31-2

NO	PLAYER	FG	FGA	3P	3PA	FT	FTA	OR	DR	TOT	PF	PTS	A	TO	BLK	S	MIN
15	Gail Holt	12	18	0	0	8	8	6	10	16	3	32	0	1	0	2	32
22	Michele Norman	3	13	0	3	0	2	4	1	5	0	6	6	2	0	3	32
32	Sara Price	3	9	3	7	3	5	0	7	7	2	12	2	4	0	0	32
40	Debbie Neal	3	7	0	0	1	3	3	5	8	1	7	0	1	1	2	28
42	Susan Faulkner	4	7	2	2	2	3	2	2	4	2	12	8	2	0	1	32
34	Janice Keller	DNP- CC															
24	Amy Logan	0	0	0	0	0	0	0	0	0	0	0	1	0	0	0	0
14	Callon Hardin	DNP- CC															
20	Julie Bryom	DNP- CC															
10	Sam Bryant	DNP- CC															
44	Nickie Simpson	3	3	0	0	0	0	2	1	3	3	6	0	0	0	0	4
12	Tish Waggoner	DNP- CC															
	TEAM							0	0	0				0			
	TOTALS	28	57	5	12	14	21	17	26	43	11	75	17	10	1	8	160

TOTAL FG % 1st Half 37.5 2nd Half 64.0 OT Game 49.1 DEADBALL
3 PT FG % 1st Half 28.6 2nd Half 60.0 OT Game 41.7 REBOUNDS 2
FT % 1st Half 100.0 2nd Half 63.2 OT Game 66.7

HOME: WAYNE CO. 30-3

NO	PLAYER	FG	FGA	3P	3PA	FT	FTA	OR	DR	TOT	PF	PTS	A	TO	BLK	S	MIN
12	Ginger Hasting	2	7	0	1	0	0	1	0	1	3	4	1	2	0	0	32
23	Marcia Davis	7	16	2	6	0	1	0	3	3	5	16	3	2	0	1	31
34	Heather Prater	7	15	1	4	4	5	0	5	5	3	19	6	5	1	0	32
52	Amanda Bevis	6	11	0	0	2	2	4	6	10	3	14	1	0	0	0	29
53	Katrena Rochell	1	8	0	0	0	0	4	3	7	2	2	0	0	0	0	32
24	Valerie Davis	DNP- CC															
32	Amanda Gatlin	DNP- CC															
33	Lottie Anderson	DNP- CC															
42	Melanie Holt	DNP- CC															
41	Kim Mathis	2	2	0	0	0	0	1	0	1	1	4	0	0	0	1	3
11	Dana Casteel	DNP- CC															
10	Shannon Prince	0	0	0	0	0	0	0	0	0	0	0	0	0	0	0	1
45	Millie Ray	DNP- CC															
15	Beth Corn	0	0	0	0	0	0	0	0	0	0	0	0	1	0	0	0
14	Hollie Staggs	DNP- CC															
	TEAM							0	0	0				0			
	TOTALS	25	59	3	11	6	8	10	17	27	17	59	11	10	1	2	160

TOTAL FG % 1st Half 53.6 2nd Half 32.3 OT Game 42.4 DEADBALL
3 PT FG % 1st Half 50.0 2nd Half 22.2 OT Game 27.3 REBOUNDS 0
FT % 1st Half 83.3 2nd Half 50.0 OT Game 75.0

Technical Fouls: 0
Attendance:

OFFICIALS	SCORE BY PERIODS	1	2	3	4	OT	FINAL
#1- Fred Kessler	MOORE CO.	13	15	22	25		75
#2- Jerry McCarter	WAYNE CO.	19	17	14	9		59
#3- Eddie Tipton							

TECHNICAL FOULS:

INDIVIDUAL:
MOORE: NONE
WAYNE: NONE

This report has been produced by STATMAN II (tm) 3.00.FWC
Copyright (c) 1991 NBA Properties, Inc. All Rights Reserved.

OFFICIAL NCAA BASKETBALL BOX SCORE 03-11-92 MURFREESBORO, TN
Licensed To: Middle Tennessee FIRST HALF

VISITORS: MOORE CO.

NO	PLAYER	FG	FGA	3P	3PA	FT	FTA	OR	DR	TOT	PF	PTS	A	TO	BLK	S	MIN
15	Gail Holt	5	10	0	0	2	2	3	5	8	1	12	0	0	0	2	16
22	Michele Norman	1	10	0	2	0	0	3	0	3	0	2	1	1	0	2	16
32	Sara Price	2	5	2	5	0	0	0	2	2	2	6	1	3	0	0	16
40	Debbie Neal	0	1	0	0	0	0	1	1	2	1	0	0	1	1	1	12
42	Susan Faulkner	1	3	0	0	0	0	0	1	1	1	2	3	2	0	0	16
34	Janice Keller	DNP-															
24	Amy Logan	0	0	0	0	0	0	0	0	0	0	0	1	0	0	0	0
14	Callon Hardin	DNP-															
20	Julie Bryom	DNP-															
10	Sam Bryant	DNP-															
44	Nickie Simpson	3	3	0	0	0	0	2	1	3	3	6	0	0	0	0	4
12	Tish Waggoner	DNP-															
	TEAM							0	0	0				0			
	TOTALS	12	32	2	7	2	2	9	10	19	8	28	6	7	1	5	80

TOTAL FG % 1st Half 37.5 2nd Half OT Game 37.5 DEADBALL
3 PT FG % 1st Half 28.6 2nd Half OT Game 28.6 REBOUNDS 0
FT % 1st Half 100.0 2nd Half OT Game 100.0

HOME: WAYNE CO.

NO	PLAYER	FG	FGA	3P	3PA	FT	FTA	OR	DR	TOT	PF	PTS	A	TO	BLK	S	MIN
12	Ginger Hasting	1	2	0	0	0	0	0	0	0	0	2	1	0	0	0	16
23	Marcia Davis	3	7	0	0	0	1	0	1	1	1	6	2	1	0	1	16
34	Heather Prater	4	6	1	2	3	3	0	4	4	0	12	3	4	1	0	16
52	Amanda Bevis	5	7	0	0	2	2	1	4	5	2	12	1	0	0	0	13
53	Katrena Rochell	0	4	0	0	0	0	2	2	4	0	0	0	0	0	0	16
24	Valerie Davis	DNP-															
32	Amanda Gatlin	DNP-															
33	Lottie Anderson	DNP-															
42	Melanie Holt	DNP-															
41	Kim Mathis	2	2	0	0	0	0	1	0	1	1	4	0	0	0	1	3
11	Dana Casteel	DNP-															
10	Shannon Prince	DNP-															
45	Millie Ray	DNP-															
15	Beth Corn	0	0	0	0	0	0	0	0	0	0	0	0	1	0	0	0
14	Hollie Staggs	DNP-															
	TEAM							0	0	0				0			
	TOTALS	15	28	1	2	5	6	4	11	15	4	36	7	6	1	2	80

TOTAL FG % 1st Half 53.6 2nd Half OT Game 53.6 DEADBALL
3 PT FG % 1st Half 50.0 2nd Half OT Game 50.0 REBOUNDS 0
FT % 1st Half 83.3 2nd Half OT Game 83.3

Technical Fouls: 0
Attendance:

OFFICIALS
#1- Fred Kessler
#2- Jerry McCarter
#3- Eddie Tipton

SCORE BY PERIODS	1	2	OT	OT	OT	FINAL
MOORE CO.	13	15	3	4		28
WAYNE CO.	19	17				36

TECHNICAL FOULS:

INDIVIDUAL:
MOORE: NONE
WAYNE: NONE

This report has been produced by STATMAN II (tm) 3.00.FWC
Copyright (c) 1991 NBA Properties, Inc. All Rights Reserved.

OFFICIAL NCAA BASKETBALL BOX SCORE 03-13-92 MURFREESBORO, TN
Licensed To: Middle Tennessee FINAL BOX

VISITORS: MOORE CO. 31-3

NO	PLAYER	FG	FGA	3P	3PA	FT	FTA	OR	DR	TOT	PF	PTS	A	TO	BLK	S	MIN
15	Gail Holt	4	9	0	0	4	4	4	12	16	1	12	1	4	0	3	32
22	Michele Norman	3	13	1	6	0	1	1	2	3	3	7	4	1	0	1	32
32	Sara Price	4	9	1	5	2	2	0	2	2	5	11	0	6	0	1	32
40	Debbie Neal	2	3	0	0	0	0	2	0	2	3	4	0	0	0	0	11
42	Susan Faulkner	2	6	1	3	2	4	2	3	5	5	7	4	6	0	1	31
34	Janice Keller	0	0	0	0	0	0	0	0	0	0	0	0	0	0	0	0
24	Amy Logan	DNP- CC															
14	Callon Hardin	0	0	0	0	0	1	0	0	0	0	0	0	0	0	0	1
20	Julie Bryom	DNP- CC															
10	Sam Bryant	DNP- CC															
44	Nickie Simpson	3	6	0	0	0	2	3	2	5	1	6	0	1	0	1	21
12	Tish Waggoner	DNP- CC															
	TEAM							0	0	0				1			
	TOTALS	18	46	3	14	8	14	12	21	33	18	47	9	19	0	7	160

TOTAL FG % 1st Half 44.0 2nd Half 33.3 OT Game 39.1 DEADBALL
3 PT FG % 1st Half 30.0 2nd Half 0.0 OT Game 21.4 REBOUNDS 1
FT % 1st Half 80.0 2nd Half 44.4 OT Game 57.1

HOME: CELINA 30-3

NO	PLAYER	FG	FGA	3P	3PA	FT	FTA	OR	DR	TOT	PF	PTS	A	TO	BLK	S	MIN
11	Mellisa Webb	2	6	0	1	4	8	2	1	3	5	8	4	4	0	2	28
20	Teia Burchett	3	11	3	8	0	0	1	4	5	4	9	1	4	0	3	30
21	Sonya Smith	3	9	0	2	0	0	1	3	4	4	6	5	4	0	2	30
30	Anita Bartlett	2	2	0	0	1	3	2	4	6	3	5	0	1	0	0	14
52	Teia Ashlock	7	12	0	0	2	2	1	6	7	3	16	1	2	0	3	32
12	Crystal Davis	DNP- CC															
41	Melissa Denton	2	6	1	4	5	5	2	3	5	0	10	3	1	0	3	24
44	Lori Denton	0	0	0	0	0	0	0	0	0	1	0	0	0	0	0	2
35	Elaine Key	DNP- CC															
51	Emily McLerran	DNP- CC															
24	Misty Brown	DNP- CC															
32	Monica Smith	DNP- CC															
23	Tasha Ashlock	DNP- CC															
15	Farrah Wood	DNP- CC															
	TEAM							0	0	0				0			
	TOTALS	19	46	4	15	12	18	9	21	30	20	54	14	16	0	13	160

TOTAL FG % 1st Half 29.2 2nd Half 54.5 OT Game 41.3 DEADBALL
3 PT FG % 1st Half 0.0 2nd Half 50.0 OT Game 26.7 REBOUNDS 3
FT % 1st Half 100.0 2nd Half 53.8 OT Game 66.7

Technical Fouls: 0
Attendance: TBA

OFFICIALS
#1- Dan Taylor
#3- Doug Seals
#1- Fred Kessler

SCORE BY PERIODS	1	2	3	4	OT	FINAL
MOORE CO.	10	19	8	10		47
CELINA	8	11	12	23		54

TECHNICAL FOULS:

INDIVIDUAL:
MOORE: NONE
CELINA: NONE

This report has been produced by STATMAN II (tm) 3.00.FWC
Copyright (c) 1991 NBA Properties, Inc. All Rights Reserved.

OFFICIAL NCAA BASKETBALL BOX SCORE 03-13-92 MURFREESBORO, TN
Licensed To: Middle Tennessee FIRST HALF

VISITORS: MOORE CO.

NO	PLAYER	FG	FGA	3P	3PA	FT	FTA	OR	DR	TOT	PF	PTS	A	TO	BLK	S	MIN
15	Gail Holt	1	4	0	0	4	4	2	4	6	1	6	0	1	0	0	16
22	Michele Norman	2	7	1	4	0	0	1	2	3	1	5	3	0	0	1	16
32	Sara Price	3	6	1	4	0	0	0	1	1	0	7	0	2	0	1	16
40	Debbie Neal	2	3	0	0	0	0	2	0	2	3	4	0	0	0	0	9
42	Susan Faulkner	2	3	1	2	0	1	0	2	2	1	5	2	1	0	1	16
34	Janice Keller	DNP-															
24	Amy Logan	DNP-															
14	Callon Hardin	DNP-															
20	Julie Bryom	DNP-															
10	Sam Bryant	DNP-															
44	Nickie Simpson	1	2	0	0	0	0	1	1	2	1	2	0	0	0	0	7
12	Tish Waggoner	DNP-															
	TEAM							0	0	0				1			
	TOTALS	11	25	3	10	4	5	6	10	16	7	29	5	5	0	3	80

TOTAL FG %	1st Half 44.0	2nd Half	OT	Game 44.0	DEADBALL		
3 PT FG %	1st Half 30.0	2nd Half	OT	Game 30.0	REBOUNDS	0	
FT %	1st Half 80.0	2nd Half	OT	Game 80.0			

HOME: CELINA

NO	PLAYER	FG	FGA	3P	3PA	FT	FTA	OR	DR	TOT	PF	PTS	A	TO	BLK	S	MIN
11	Mellisa Webb	0	3	0	1	0	0	0	0	0	1	0	0	3	0	0	12
20	Teia Burchett	0	6	0	3	0	0	1	3	4	1	0	0	2	0	2	16
21	Sonya Smith	0	3	0	1	0	0	1	1	2	1	0	2	1	0	0	16
30	Anita Bartlett	2	2	0	0	0	0	2	1	3	2	4	0	1	0	0	12
52	Teia Ashlock	4	7	0	0	0	0	1	3	4	3	8	0	0	0	0	16
12	Crystal Davis	DNP-															
41	Melissa Denton	1	3	0	2	5	5	2	1	3	0	7	1	0	0	0	8
44	Lori Denton	DNP-															
35	Elaine Key	DNP-															
51	Emily McLerran	DNP-															
24	Misty Brown	DNP-															
32	Monica Smith	DNP-															
23	Tasha Ashlock	DNP-															
15	Farrah Wood	DNP-															
	TEAM							0	0	0				0			
	TOTALS	7	24	0	7	5	5	7	9	16	8	19	3	7	0	2	80

TOTAL FG %	1st Half 29.2	2nd Half	OT	Game 29.2	DEADBALL		
3 PT FG %	1st Half 0.0	2nd Half	OT	Game 0.0	REBOUNDS	0	
FT %	1st Half 100.0	2nd Half	OT	Game 100.0			

Technical Fouls: 0
Attendance:

OFFICIALS
#1- Dan Taylor
#3- Doug Seals
#1- Fred Kessler

SCORE BY PERIODS	1	2	OT	OT	OT	FINAL
MOORE CO.	10	19				29
CELINA	8	11				19

TECHNICAL FOULS:

INDIVIDUAL:
MOORE: NONE
CELINA: NONE

This report has been produced by STATMAN II (tm) 3.00.FWC
Copyright (c) 1991 NBA Properties, Inc. All Rights Reserved.