# Meigs Co. High School
# Girls' Basketball
## Decatur, TN

**POSTSEASON HISTORY REPORT**

GENERATED MAY 23, 2024

# Summary

**Championship Record:** 10-6
**Appearances (8):** 2021, 2014, 1995, 1994, 1993, 1992, 1991, 1962
**Finals Appearances/Runners-up (3):** 1992, 1993, 1995
**Championships (2):** 1995, 1993

# Finals Appearances

| Year | Class | Award | Detail |
|---|---|---|---|
| 1992 | Class AA | Team Runner-Up | (35-2) |
| 1993 | Class AA | Team Champions | (37-1) |
| 1995 | Class AA | Team Champions | (37-1) |

# Awards

| Year | Award | Name | Class |
|---|---|---|---|
| 1992 | Miss Basketball | Rachael Powell | Class AA |
| 1993 | Miss Basketball | Rachael Powell | Class AA |
| 1993 | Most Valuable Player | Rachel Powell | Class AA |
| 1994 | Miss Basketball | Misty Greene | Class AA |
| 1995 | Miss Basketball | Misty Greene | Class AA |
| 1995 | Most Valuable Player | Misty Greene | Class AA |

# 2021 Class AA State Girls' Basketball Tournament

## March 10 - March 13, 2021 · MTSU - Murphy Center

**Game 1**
Wed. Mar. 10 7:00 PM
MTSU

| | |
|---|---|
| Meigs Co. (21-5) | 30 |
| Westview (27-1) | 41 |

**Game 2**
Wed. Mar. 10 8:30 PM
MTSU

| | |
|---|---|
| Grainger (34-3) | 64 |
| Maplewood (11-2) | 37 |

**Game 3**
Thu. Mar. 11 10:00 AM
MTSU

| | |
|---|---|
| Macon Co. (24-6) | 49 |
| Covington (25-6) | 34 |

**Game 4**
Thu. Mar. 11 11:30 AM
MTSU

| | |
|---|---|
| Northview Aca. (33-1) | 43 |
| Creek Wood (29-6) | 35 |

**Game 5**
Fri. Mar. 12 2:30 PM
MTSU

| | |
|---|---|
| Westview | 33 |
| Grainger | 45 |

**Game 6**
Fri. Mar. 12 4:00 PM
MTSU

| | |
|---|---|
| Macon Co. | 73 |
| Northview Aca. | 59 |

**Game 7**
Sat. Mar. 13 2:00 PM
MTSU

| | |
|---|---|
| Grainger | 40 |
| Macon Co. | 51 |

**Macon Co.**
STATE CHAMPION

# Official Basketball Box Score -- Game Totals -- Final Statistics
Westview vs Meigs Co.
3/10/21 7:00 PM at Murfreesboro, TN (Murphy Center)

## Westview 41 • 27-1

| ## | Player | | Total FG-FGA | 3-Ptr FG-FGA | FT-FTA | Rebounds Off | Def | Tot | PF | TP | A | TO | Blk | Stl | Min |
|---|---|---|---|---|---|---|---|---|---|---|---|---|---|---|---|
| 12 | Gordon, Abby | * | 1-1 | 1-1 | 0-0 | 2 | 1 | 3 | 0 | 3 | 3 | 2 | 0 | 2 | 27 |
| 34 | Harrison, Jada | * | 2-13 | 1-8 | 4-4 | 1 | 3 | 4 | 2 | 9 | 4 | 4 | 0 | 3 | 32 |
| 35 | Leyhue, Avery | * | 3-8 | 3-8 | 0-0 | 1 | 4 | 5 | 0 | 9 | 0 | 1 | 0 | 0 | 31 |
| 40 | Leyhue, Emerson | * | 4-7 | 1-2 | 0-0 | 1 | 2 | 3 | 2 | 9 | 2 | 1 | 0 | 1 | 27 |
| 42 | Barr, Angelina | * | 4-5 | 0-0 | 0-0 | 2 | 3 | 5 | 2 | 8 | 0 | 0 | 1 | 0 | 21 |
| 14 | Sheffield, Caitlyn | | 1-1 | 1-1 | 0-0 | 0 | 1 | 1 | 0 | 3 | 2 | 0 | 0 | 0 | 5 |
| 15 | Alexander, Kylee | | 0-6 | 0-5 | 0-0 | 0 | 1 | 1 | 1 | 0 | 1 | 2 | 0 | 1 | 17 |
| | Team | | | | | 2 | 2 | 4 | | | | | | | |
| | Totals | | 15-41 | 7-25 | 4-4 | 9 | 17 | 26 | 7 | 41 | 12 | 10 | 1 | 7 | 160 |

| | 1st | | 2nd | | 3rd | | 4th | | Game | | Deadball Rebounds |
|---|---|---|---|---|---|---|---|---|---|---|---|
| FG %: | 1-10 | 10.0% | 5-10 | 50.0% | 5-11 | 45.5% | 4-10 | 40.0% | 15-41 | 36.6% | |
| 3FG %: | 1-8 | 12.5% | 2-6 | 33.3% | 2-7 | 28.6% | 2-4 | 50.0% | 7-25 | 28.0% | |
| FT %: | 0-0 | 0.0% | 0-0 | 0.0% | 2-2 | 100.0% | 2-2 | 100.0% | 4-4 | 100.0% | 0 |

## Meigs Co. 30 • 21-5

| ## | Player | | Total FG-FGA | 3-Ptr FG-FGA | FT-FTA | Rebounds Off | Def | Tot | PF | TP | A | TO | Blk | Stl | Min |
|---|---|---|---|---|---|---|---|---|---|---|---|---|---|---|---|
| 01 | Crowder, Anna | * | 2-7 | 0-1 | 1-2 | 3 | 5 | 8 | 1 | 5 | 1 | 2 | 0 | 0 | 29 |
| 04 | Stone, Jacelyn | * | 3-12 | 0-5 | 1-2 | 0 | 1 | 1 | 3 | 7 | 3 | 1 | 1 | 0 | 32 |
| 10 | Powell, Jaci | * | 2-4 | 2-4 | 0-0 | 0 | 6 | 6 | 2 | 6 | 1 | 2 | 0 | 0 | 30 |
| 15 | Wade, Ansley | * | 3-4 | 1-2 | 2-2 | 1 | 2 | 3 | 3 | 9 | 0 | 5 | 0 | 2 | 30 |
| 25 | Crowder, Ella | * | 1-2 | 1-1 | 0-0 | 0 | 1 | 1 | 1 | 3 | 0 | 1 | 1 | 0 | 31 |
| 02 | Lawson, Talley | | 0-1 | 0-1 | 0-0 | 0 | 0 | 0 | 0 | 0 | 0 | 2 | 0 | 1 | 6 |
| 13 | Hennessee, Cayden | | 0-0 | 0-0 | 0-0 | 0 | 1 | 1 | 0 | 0 | 0 | 0 | 0 | 0 | 2 |
| | Team | | | | | 0 | 0 | 0 | | | | | | | |
| | Totals | | 11-30 | 4-14 | 4-6 | 4 | 16 | 20 | 10 | 30 | 5 | 13 | 2 | 3 | 160 |

| | 1st | | 2nd | | 3rd | | 4th | | Game | | Deadball Rebounds |
|---|---|---|---|---|---|---|---|---|---|---|---|
| FG %: | 4-6 | 66.7% | 2-6 | 33.3% | 1-8 | 12.5% | 4-10 | 40.0% | 11-30 | 36.7% | |
| 3FG %: | 2-4 | 50.0% | 1-3 | 33.3% | 0-3 | 0.0% | 1-4 | 25.0% | 4-14 | 28.6% | |
| FT %: | 0-0 | 0.0% | 2-4 | 50.0% | 0-0 | 0.0% | 2-2 | 100.0% | 4-6 | 66.7% | 0,1 |

Officials:
Technical fouls: Westview-None. Meigs Co.-None.
Attendance:

| Score by periods | 1st | 2nd | 3rd | 4th | Total |
|---|---|---|---|---|---|
| Westview | 3 | 12 | 14 | 12 | 41 |
| Meigs Co. | 10 | 7 | 2 | 11 | 30 |

| Points | In Paint | Off T/O | 2nd Chance | Fast Break | Bench |
|---|---|---|---|---|---|
| WESTVI | 16 | 10 | 4 | 4 | 3 |
| MEIGS | 12 | 2 | 2 | 2 | 0 |

Last FG - WESTVIEW 4th-01:42, MEIGS 4th-00:46.
Largest lead - WESTVIEW by 11 4th-04:15, MEIGS by 8 2nd-04:12.
WESTVIEW led for 15:31. MEIGS led for 13:28. Game was tied for 03:01.

Score tied - 2 times.
Lead changed - 2 times.

# Westview vs Meigs Co.
## 3/10/21 7:00 PM at Murfreesboro, TN (Murphy Center)
## 1st PERIOD Play-by-Play (Page 1)

| HOME TEAM: Meigs Co. | Time | Score | Margin | VISITORS: Westview |
|---|---|---|---|---|
| | 07:39 | 0-3 | V 3 | GOOD! 3 PTR by Leyhue, Avery |
| | 07:39 | | | ASSIST by Harrison, Jada |
| TURNOVR by Wade, Ansley | 07:13 | | | |
| | 07:12 | | | STEAL by Leyhue, Emerson |
| | 07:06 | | | TURNOVR by Harrison, Jada |
| MISSED 3 PTR by Stone, Jacelyn | 06:49 | | | REBOUND (DEF) by Leyhue, Emerson |
| REBOUND (DEF) by Powell, Jaci | 06:33 | | | MISSED LAYUP by Leyhue, Emerson |
| GOOD! 3 PTR by Powell, Jaci | 06:11 | 3-3 | T 1 | |
| ASSIST by Stone, Jacelyn | 06:11 | | | |
| REBOUND (DEF) by Powell, Jaci | 05:41 | | | MISSED 3 PTR by Harrison, Jada |
| GOOD! 3 PTR by Crowder, Ella | 05:16 | 6-3 | H 3 | |
| ASSIST by Powell, Jaci | 05:16 | | | |
| REBOUND (DEF) by Crowder, Anna | 04:51 | | | MISSED 3 PTR by Leyhue, Avery |
| GOOD! JUMPER by Stone, Jacelyn | 04:14 | 8-3 | H 5 | |
| FOUL by Stone, Jacelyn (P1T1) | 04:01 | | | |
| | 03:45 | | | FOUL by Leyhue, Emerson (P1T1) |
| | 03:45 | | | TURNOVR by Leyhue, Emerson |
| | 03:45 | | | SUB IN : Alexander, Kylee |
| | 03:45 | | | SUB OUT: Barr, Angelina |
| TURNOVR by Crowder, Anna | 03:06 | | | |
| REBOUND (DEF) by Wade, Ansley | 02:52 | | | MISSED 3 PTR by Harrison, Jada |
| MISSED 3 PTR by Powell, Jaci | 02:29 | | | REBOUND (DEF) by (TEAM) |
| | 02:16 | | | MISSED 3 PTR by Alexander, Kylee |
| | 02:16 | | | REBOUND (OFF) by Gordon, Abby |
| | 02:08 | | | MISSED 3 PTR by Harrison, Jada |
| | 02:08 | | | REBOUND (OFF) by Leyhue, Emerson |
| REBOUND (DEF) by Powell, Jaci | 01:51 | | | MISSED 3 PTR by Alexander, Kylee |
| GOOD! LAYUP by Stone, Jacelyn [PNT] | 01:39 | 10-3 | H 7 | |
| REBOUND (DEF) by Powell, Jaci | 01:13 | | | MISSED 3 PTR by Harrison, Jada |
| TURNOVR by Wade, Ansley | 00:58 | | | |
| | 00:57 | | | STEAL by Alexander, Kylee |
| REBOUND (DEF) by Crowder, Anna | 00:03 | | | MISSED LAYUP by Alexander, Kylee |

Meigs Co. 10, Westview 3

| 1st period-only | In Paint | Off T/O | 2nd Chance | Fast Break | Bench | |
|---|---|---|---|---|---|---|
| Westview | 0 | 0 | 0 | 0 | 0 | Score tied - 1 time. |
| Meigs Co. | 2 | 0 | 0 | 0 | 0 | Lead changed - 1 time. |

# Westview vs Meigs Co.
## 3/10/21 7:00 PM at Murfreesboro, TN (Murphy Center)
## 2nd PERIOD Play-by-Play (Page 1)

| HOME TEAM: Meigs Co. | Time | Score | Margin | VISITORS: Westview |
|---|---|---|---|---|
| SUB IN : Lawson, Talley | 08:00 | | | SUB IN : Alexander, Kylee |
| SUB IN : Hennessee, Cayden | 08:00 | | | SUB OUT: Barr, Angelina |
| SUB OUT: Wade, Ansley | 08:00 | | | |
| SUB OUT: Powell, Jaci | 08:00 | | | |
| TURNOVR by Lawson, Talley | 07:46 | | | |
| | 07:45 | | | STEAL by Harrison, Jada |
| | 07:41 | | | TURNOVR by Harrison, Jada |
| STEAL by Lawson, Talley | 07:40 | | | |
| TURNOVR by Lawson, Talley | 07:37 | | | |
| | 07:36 | | | STEAL by Harrison, Jada |
| REBOUND (DEF) by Crowder, Ella | 07:27 | | | MISSED 3 PTR by Leyhue, Avery |
| MISSED JUMPER by Stone, Jacelyn | 07:15 | | | REBOUND (DEF) by Gordon, Abby |
| | 06:50 | 10-5 | H 5 | GOOD! LAYUP by Leyhue, Emerson [PNT] |
| | 06:50 | | | ASSIST by Alexander, Kylee |
| MISSED 3 PTR by Stone, Jacelyn | 06:30 | | | REBOUND (DEF) by Leyhue, Emerson |
| REBOUND (DEF) by Stone, Jacelyn | 06:15 | | | MISSED 3 PTR by Leyhue, Avery |
| GOOD! LAYUP by Stone, Jacelyn [PNT] | 06:06 | 12-5 | H 7 | |
| REBOUND (DEF) by Hennessee, Cayden | 05:50 | | | MISSED JUMPER by Harrison, Jada |
| TURNOVR by Stone, Jacelyn | 05:43 | | | |
| | 05:42 | | | STEAL by Gordon, Abby |
| | 05:39 | | | TURNOVR by Gordon, Abby |
| SUB IN : Powell, Jaci | 05:39 | | | SUB IN : Barr, Angelina |
| SUB IN : Wade, Ansley | 05:39 | | | SUB OUT: Leyhue, Emerson |
| SUB OUT: Hennessee, Cayden | 05:39 | | | |
| SUB OUT: Crowder, Anna | 05:39 | | | |
| MISSED 3 PTR by Lawson, Talley | 04:41 | | | REBOUND (DEF) by Alexander, Kylee |
| FOUL by Powell, Jaci (P1T2) | 04:36 | | | |
| SUB IN : Crowder, Anna | 04:36 | | | SUB IN : Sheffield, Caitlyn |
| SUB OUT: Crowder, Ella | 04:36 | | | SUB OUT: Gordon, Abby |
| | 04:31 | 12-7 | H 5 | GOOD! LAYUP by Barr, Angelina [FB/PNT] |
| | 04:31 | | | ASSIST by Sheffield, Caitlyn |
| GOOD! 3 PTR by Wade, Ansley | 04:12 | 15-7 | H 8 | |
| ASSIST by Crowder, Anna | 04:12 | | | |
| FOUL by Stone, Jacelyn (P2T3) | 04:01 | | | |
| SUB IN : Crowder, Ella | 04:01 | | | |
| SUB OUT: Lawson, Talley | 04:01 | | | |
| | 03:46 | | | TURNOVR by Leyhue, Avery |
| | 03:45 | | | SUB IN : Leyhue, Emerson |
| | 03:45 | | | SUB OUT: Leyhue, Avery |
| TURNOVR by Powell, Jaci | 03:27 | | | |
| | 03:14 | 15-10 | H 5 | GOOD! 3 PTR by Sheffield, Caitlyn |
| | 03:14 | | | ASSIST by Leyhue, Emerson |
| GOOD! FT SHOT by Crowder, Anna | 02:46 | 16-10 | H 6 | FOUL by Leyhue, Emerson (P2T2) |
| MISSED FT SHOT by Crowder, Anna | 02:46 | | | REBOUND (DEF) by Sheffield, Caitlyn |
| | 02:46 | | | SUB IN : Leyhue, Avery |
| | 02:46 | | | SUB OUT: Leyhue, Emerson |
| REBOUND (DEF) by Crowder, Anna | 02:35 | | | MISSED 3 PTR by Harrison, Jada |
| MISSED JUMPER by Stone, Jacelyn | 02:04 | | | REBOUND (DEF) by Harrison, Jada |
| | 01:54 | 16-12 | H 4 | GOOD! LAYUP by Barr, Angelina [FB/PNT] |
| | 01:54 | | | ASSIST by Harrison, Jada |
| TURNOVR by Crowder, Anna | 01:35 | | | |
| SUB IN : Lawson, Talley | 01:35 | | | |
| SUB OUT: Crowder, Anna | 01:35 | | | |
| | 01:01 | 16-15 | H 1 | GOOD! 3 PTR by Leyhue, Avery |
| | 01:01 | | | ASSIST by Sheffield, Caitlyn |
| GOOD! FT SHOT by Stone, Jacelyn | 00:13 | 17-15 | H 2 | FOUL by Barr, Angelina (P1T3) |
| MISSED FT SHOT by Stone, Jacelyn | 00:13 | | | REBOUND (DEF) by Leyhue, Avery |
| REBOUND (DEF) by Powell, Jaci | 00:05 | | | MISSED 3 PTR by Alexander, Kylee |

Westview vs Meigs Co.
3/10/21 7:00 PM at Murfreesboro, TN (Murphy Center)
2nd PERIOD Play-by-Play (Page 2)

| HOME TEAM: Meigs Co. | Time | Score | Margin | VISITORS: Westview |
|---|---|---|---|---|

Meigs Co. 17, Westview 15

| 2nd period-only | In Paint | Off T/O | 2nd Chance | Fast Break | Bench | |
|---|---|---|---|---|---|---|
| Westview | 6 | 6 | 0 | 4 | 3 | Score tied - 0 times. |
| Meigs Co. | 2 | 0 | 0 | 0 | 0 | Lead changed - 0 times. |

# Westview vs Meigs Co.
## 3/10/21 7:00 PM at Murfreesboro, TN (Murphy Center)
## 3rd PERIOD Play-by-Play (Page 1)

| HOME TEAM: Meigs Co. | Time | Score | Margin | VISITORS: Westview |
|---|---|---|---|---|
| | 07:48 | 17-17 | T 2 | GOOD! LAYUP by Harrison, Jada [PNT] |
| | 07:48 | | | ASSIST by Gordon, Abby |
| MISSED JUMPER by Crowder, Anna | 07:25 | | | BLOCK by Barr, Angelina |
| REBOUND (OFF) by Crowder, Anna | 07:23 | | | |
| MISSED LAYUP by Crowder, Anna | 07:20 | | | REBOUND (DEF) by Barr, Angelina |
| | 07:09 | | | MISSED LAYUP by Harrison, Jada |
| | 07:09 | | | REBOUND (OFF) by Barr, Angelina |
| | 06:47 | | | MISSED 3 PTR by Harrison, Jada |
| | 06:47 | | | REBOUND (OFF) by Leyhue, Avery |
| | 06:19 | | | MISSED 3 PTR by Harrison, Jada |
| | 06:19 | | | REBOUND (OFF) by (TEAM) |
| FOUL by Wade, Ansley (P1T1) | 06:03 | 17-18 | V 1 | GOOD! FT SHOT by Harrison, Jada |
| | 06:03 | 17-19 | V 2 | GOOD! FT SHOT by Harrison, Jada |
| MISSED LAYUP by Crowder, Ella | 05:45 | | | REBOUND (DEF) by Leyhue, Avery |
| | 05:13 | 17-21 | V 4 | GOOD! LAYUP by Leyhue, Emerson [PNT] |
| MISSED 3 PTR by Powell, Jaci | 05:06 | | | |
| REBOUND (OFF) by Wade, Ansley | 05:06 | | | |
| MISSED 3 PTR by Stone, Jacelyn | 05:01 | | | REBOUND (DEF) by Barr, Angelina |
| | 04:43 | 17-24 | V 7 | GOOD! 3 PTR by Leyhue, Emerson |
| | 04:43 | | | ASSIST by Harrison, Jada |
| TIMEOUT TEAM | 04:38 | | | |
| GOOD! JUMPER by Wade, Ansley [PNT] | 03:54 | 19-24 | V 5 | |
| | 03:38 | 19-27 | V 8 | GOOD! 3 PTR by Gordon, Abby |
| | 03:38 | | | ASSIST by Leyhue, Emerson |
| | 03:10 | | | SUB IN : Alexander, Kylee |
| | 03:10 | | | SUB OUT: Barr, Angelina |
| TURNOVR by Wade, Ansley | 02:54 | | | |
| | 02:24 | 19-29 | V 10 | GOOD! JUMPER by Leyhue, Emerson [PNT] |
| TURNOVR by Wade, Ansley | 02:04 | | | |
| | 02:03 | | | STEAL by Gordon, Abby |
| FOUL by Wade, Ansley (P2T2) | 02:01 | | | |
| REBOUND (DEF) by Crowder, Anna | 01:44 | | | MISSED 3 PTR by Alexander, Kylee |
| MISSED LAYUP by Stone, Jacelyn | 01:19 | | | REBOUND (DEF) by Leyhue, Avery |
| REBOUND (DEF) by Crowder, Anna | 01:06 | | | MISSED 3 PTR by Leyhue, Avery |
| MISSED 3 PTR by Stone, Jacelyn | 00:48 | | | REBOUND (DEF) by Harrison, Jada |
| | 00:33 | | | FOUL by Harrison, Jada (P1T1) |
| | 00:33 | | | TURNOVR by Harrison, Jada |
| TURNOVR by Powell, Jaci | 00:04 | | | |
| BLOCK by Stone, Jacelyn | 00:00 | | | MISSED 3 PTR by Leyhue, Emerson |
| REBOUND (DEF) by (DEADBALL) | 00:00 | | | |

Westview 29, Meigs Co. 19

| 3rd period-only | In Paint | Off T/O | 2nd Chance | Fast Break | Bench | |
|---|---|---|---|---|---|---|
| Westview | 6 | 2 | 2 | 0 | 0 | Score tied - 1 time. |
| Meigs Co. | 2 | 0 | 0 | 0 | 0 | Lead changed - 1 time. |

# Westview vs Meigs Co.
## 3/10/21 7:00 PM at Murfreesboro, TN (Murphy Center)
## 4th PERIOD Play-by-Play (Page 1)

| HOME TEAM: Meigs Co. | Time | Score | Margin | VISITORS: Westview |
|---|---|---|---|---|
| | 08:00 | | | SUB IN : Alexander, Kylee |
| | 08:00 | | | SUB OUT: Barr, Angelina |
| STEAL by Wade, Ansley | 07:47 | | | TURNOVR by Gordon, Abby |
| | 07:47 | | | SUB IN : Barr, Angelina |
| | 07:47 | | | SUB OUT: Alexander, Kylee |
| MISSED 3 PTR by Crowder, Anna | 07:25 | | | REBOUND (DEF) by Barr, Angelina |
| | 06:52 | | | TIMEOUT 30sec |
| REBOUND (DEF) by Wade, Ansley | 06:47 | | | MISSED JUMPER by Barr, Angelina |
| GOOD! LAYUP by Crowder, Anna [PNT] | 06:17 | 21-29 | V 8 | |
| ASSIST by Stone, Jacelyn | 06:17 | | | |
| BLOCK by Crowder, Ella | 05:49 | | | MISSED JUMPER by Leyhue, Emerson |
| | 05:49 | | | REBOUND (OFF) by (TEAM) |
| | 05:47 | | | MISSED JUMPER by Harrison, Jada |
| | 05:47 | | | REBOUND (OFF) by Harrison, Jada |
| | 05:43 | | | MISSED 3 PTR by Leyhue, Avery |
| | 05:43 | | | REBOUND (OFF) by Gordon, Abby |
| | 05:31 | | | MISSED JUMPER by Harrison, Jada |
| | 05:31 | | | REBOUND (OFF) by Barr, Angelina |
| | 05:25 | 21-31 | V 10 | GOOD! LAYUP by Barr, Angelina [PNT] |
| GOOD! FT SHOT by Wade, Ansley | 04:49 | 22-31 | V 9 | FOUL by Barr, Angelina (P2T2) |
| GOOD! FT SHOT by Wade, Ansley | 04:49 | 23-31 | V 8 | |
| FOUL by Stone, Jacelyn (P3T3) | 04:16 | | | |
| TIMEOUT TEAM | 04:16 | | | |
| | 04:16 | | | SUB IN : Alexander, Kylee |
| | 04:16 | | | SUB OUT: Barr, Angelina |
| | 04:15 | 23-34 | V 11 | GOOD! 3 PTR by Harrison, Jada |
| | 04:15 | | | ASSIST by Gordon, Abby |
| GOOD! 3 PTR by Powell, Jaci | 04:06 | 26-34 | V 8 | |
| ASSIST by Stone, Jacelyn | 04:06 | | | |
| REBOUND (DEF) by Powell, Jaci | 03:54 | | | MISSED 3 PTR by Alexander, Kylee |
| MISSED 3 PTR by Wade, Ansley | 03:42 | | | |
| REBOUND (OFF) by Crowder, Anna | 03:42 | | | |
| MISSED JUMPER by Crowder, Anna | 03:37 | | | |
| REBOUND (OFF) by Crowder, Anna | 03:37 | | | |
| GOOD! LAYUP by Crowder, Anna [PNT] | 03:31 | 28-34 | V 6 | |
| FOUL by Crowder, Anna (P1T4) | 03:07 | | | |
| | 03:07 | | | SUB IN : Barr, Angelina |
| | 03:07 | | | SUB OUT: Alexander, Kylee |
| | 03:06 | 28-37 | V 9 | GOOD! 3 PTR by Leyhue, Avery |
| | 03:06 | | | ASSIST by Gordon, Abby |
| MISSED JUMPER by Crowder, Anna | 02:33 | | | REBOUND (DEF) by (TEAM) |
| | 02:29 | | | TIMEOUT 30sec |
| | 02:12 | | | FOUL by Harrison, Jada (P2T3) |
| | 02:12 | | | TURNOVR by Harrison, Jada |
| TURNOVR by Wade, Ansley | 02:00 | | | |
| | 01:59 | | | STEAL by Harrison, Jada |
| | 01:42 | 28-39 | V 11 | GOOD! LAYUP by Barr, Angelina [PNT] |
| | 01:42 | | | ASSIST by Harrison, Jada |
| TURNOVR by Crowder, Ella | 01:24 | | | |
| | 01:03 | | | SUB IN : Alexander, Kylee |
| | 01:03 | | | SUB OUT: Barr, Angelina |
| | 00:49 | | | TURNOVR by Alexander, Kylee |
| STEAL by Wade, Ansley | 00:47 | | | |
| GOOD! LAYUP by Wade, Ansley [FB/PNT] | 00:46 | 30-39 | V 9 | |
| FOUL by Crowder, Ella (P1T5) | 00:22 | | | |
| TIMEOUT TEAM | 00:22 | | | |
| FOUL by Wade, Ansley (P3T6) | 00:22 | | | |
| | 00:21 | | | FOUL by Alexander, Kylee (P1T4) |
| | 00:21 | | | TURNOVR by Alexander, Kylee |
| | 00:21 | | | SUB IN : Barr, Angelina |
| | 00:21 | | | SUB OUT: Alexander, Kylee |
| MISSED JUMPER by Stone, Jacelyn | 00:12 | | | |

# Westview vs Meigs Co.
## 3/10/21 7:00 PM at Murfreesboro, TN (Murphy Center)
## 4th PERIOD Play-by-Play (Page 2)

| HOME TEAM: Meigs Co. | Time | Score | Margin | VISITORS: Westview |
|---|---|---|---|---|
| | 00:12 | | | REBOUND (DEF) by Harrison, Jada |
| FOUL by Powell, Jaci (P2T7) | 00:04 | 30-40 | V 10 | GOOD! FT SHOT by Harrison, Jada |
| | 00:04 | 30-41 | V 11 | GOOD! FT SHOT by Harrison, Jada |
| MISSED 3 PTR by Stone, Jacelyn | 00:00 | | | REBOUND (DEF) by Leyhue, Avery |

Westview 41, Meigs Co. 30

| 4th period-only | In Paint | Off T/O | 2nd Chance | Fast Break | Bench | |
|---|---|---|---|---|---|---|
| Westview | 4 | 2 | 2 | 0 | 0 | Score tied - 0 times. |
| Meigs Co. | 6 | 2 | 2 | 2 | 0 | Lead changed - 0 times. |

Official Basketball Box Score -- Thru 1st Period
Westview vs Meigs Co.
3/10/21 7:00 PM at Murfreesboro, TN (Murphy Center)

## Westview 3 • 27-1

| ## | Player | | Total FG-FGA | 3-Ptr FG-FGA | FT-FTA | Rebounds Off | Def | Tot | PF | TP | A | TO | Blk | Stl | Min |
|---|---|---|---|---|---|---|---|---|---|---|---|---|---|---|---|
| 12 | Gordon, Abby | * | 0-0 | 0-0 | 0-0 | 1 | 0 | 1 | 0 | 0 | 0 | 0 | 0 | 0 | 8 |
| 34 | Harrison, Jada | * | 0-4 | 0-4 | 0-0 | 0 | 0 | 0 | 0 | 0 | 1 | 1 | 0 | 0 | 8 |
| 35 | Leyhue, Avery | * | 1-2 | 1-2 | 0-0 | 0 | 0 | 0 | 0 | 3 | 0 | 0 | 0 | 0 | 8 |
| 40 | Leyhue, Emerson | * | 0-1 | 0-0 | 0-0 | 1 | 1 | 2 | 1 | 0 | 0 | 1 | 0 | 1 | 8 |
| 42 | Barr, Angelina | * | 0-0 | 0-0 | 0-0 | 0 | 0 | 0 | 0 | 0 | 0 | 0 | 0 | 0 | 4 |
| 15 | Alexander, Kylee | | 0-3 | 0-2 | 0-0 | 0 | 0 | 0 | 0 | 0 | 0 | 0 | 0 | 1 | 3 |
| | Team | | | | | 0 | 1 | 1 | | | | | | | |
| | Totals | | 1-10 | 1-8 | 0-0 | 2 | 2 | 4 | 1 | 3 | 1 | 2 | 0 | 2 | - |

| | | | | |
|---|---|---|---|---|
| 1st - FG %: | 1-10 | 10.0% | Game: 1-10 | 10.0% |
| 3FG %: | 1-8 | 12.5% | 1-8 | 12.5% |
| FT %: | 0-0 | 0.0% | 0-0 | 0.0% |

Deadball Rebounds
0

## Meigs Co. 10 • 21-5

| ## | Player | | Total FG-FGA | 3-Ptr FG-FGA | FT-FTA | Rebounds Off | Def | Tot | PF | TP | A | TO | Blk | Stl | Min |
|---|---|---|---|---|---|---|---|---|---|---|---|---|---|---|---|
| 01 | Crowder, Anna | * | 0-0 | 0-0 | 0-0 | 0 | 2 | 2 | 0 | 0 | 0 | 1 | 0 | 0 | 8 |
| 04 | Stone, Jacelyn | * | 2-3 | 0-1 | 0-0 | 0 | 0 | 0 | 1 | 4 | 1 | 0 | 0 | 0 | 8 |
| 10 | Powell, Jaci | * | 1-2 | 1-2 | 0-0 | 0 | 4 | 4 | 0 | 3 | 1 | 0 | 0 | 0 | 8 |
| 15 | Wade, Ansley | * | 0-0 | 0-0 | 0-0 | 0 | 1 | 1 | 0 | 0 | 0 | 2 | 0 | 0 | 8 |
| 25 | Crowder, Ella | * | 1-1 | 1-1 | 0-0 | 0 | 0 | 0 | 0 | 3 | 0 | 0 | 0 | 0 | 8 |
| | Team | | | | | 0 | 0 | 0 | | | | | | | |
| | Totals | | 4-6 | 2-4 | 0-0 | 0 | 7 | 7 | 1 | 10 | 2 | 3 | 0 | 0 | - |

| | | | | |
|---|---|---|---|---|
| 1st - FG %: | 4-6 | 66.7% | Game: 4-6 | 66.7% |
| 3FG %: | 2-4 | 50.0% | 2-4 | 50.0% |
| FT %: | 0-0 | 0.0% | 0-0 | 0.0% |

Deadball Rebounds
0

Officials:
Technical fouls: Westview-None. Meigs Co.-None.
Attendance:

| Score by periods | 1st | 2nd | 3rd | 4th | Total |
|---|---|---|---|---|---|
| Westview | 3 | 0 | 0 | 0 | 3 |
| Meigs Co. | 10 | 0 | 0 | 0 | 10 |

| Points | In Paint | Off T/O | 2nd Chance | Fast Break | Bench |
|---|---|---|---|---|---|
| WESTVI | 0 | 0 | 0 | 0 | 0 |
| MEIGS | 2 | 0 | 0 | 0 | 0 |

Last FG - WESTVIEW 1st-07:39, MEIGS 1st-01:39.
Largest lead - WESTVIEW by 3 1st-07:39, MEIGS by 7 1st-01:39.
WESTVIEW led for 01:28. MEIGS led for 29:16. Game was tied for -6:-44.

Score tied - 1 time.
Lead changed - 1 time.

Official Basketball Box Score -- Thru 2nd Period
Westview vs Meigs Co.
3/10/21 7:00 PM at Murfreesboro, TN (Murphy Center)

## Westview 15 • 27-1

| | | | Total | 3-Ptr | | Rebounds | | | | | | | | | |
|---|---|---|---|---|---|---|---|---|---|---|---|---|---|---|---|
| ## | Player | | FG-FGA | FG-FGA | FT-FTA | Off | Def | Tot | PF | TP | A | TO | Blk | Stl | Min |
| 12 | Gordon, Abby | * | 0-0 | 0-0 | 0-0 | 1 | 1 | 2 | 0 | 0 | 0 | 1 | 0 | 1 | 11 |
| 34 | Harrison, Jada | * | 0-6 | 0-5 | 0-0 | 0 | 1 | 1 | 0 | 0 | 2 | 2 | 0 | 2 | 16 |
| 35 | Leyhue, Avery | * | 2-5 | 2-5 | 0-0 | 0 | 1 | 1 | 0 | 6 | 0 | 1 | 0 | 0 | 15 |
| 40 | Leyhue, Emerson | * | 1-2 | 0-0 | 0-0 | 1 | 2 | 3 | 2 | 2 | 1 | 1 | 0 | 1 | 11 |
| 42 | Barr, Angelina | * | 2-2 | 0-0 | 0-0 | 0 | 0 | 0 | 1 | 4 | 0 | 0 | 0 | 0 | 9 |
| 14 | Sheffield, Caitlyn | | 1-1 | 1-1 | 0-0 | 0 | 1 | 1 | 0 | 3 | 2 | 0 | 0 | 0 | 4 |
| 15 | Alexander, Kylee | | 0-4 | 0-3 | 0-0 | 0 | 1 | 1 | 0 | 0 | 1 | 0 | 0 | 1 | 11 |
| | Team | | | | | 0 | 1 | 1 | | | | | | | |
| | Totals | | 6-20 | 3-14 | 0-0 | 2 | 8 | 10 | 3 | 15 | 6 | 5 | 0 | 5 | - |

| | | | | | | | | |
|---|---|---|---|---|---|---|---|---|
| 1st - FG %: | 1-10 | 10.0% | 2nd: | 5-10 | 50.0% | Game: | 6-20 | 30.0% |
| 3FG %: | 1-8 | 12.5% | | 2-6 | 33.3% | | 3-14 | 21.4% |
| FT %: | 0-0 | 0.0% | | 0-0 | 0.0% | | 0-0 | 0.0% |

Deadball Rebounds
0

## Meigs Co. 17 • 21-5

| | | | Total | 3-Ptr | | Rebounds | | | | | | | | | |
|---|---|---|---|---|---|---|---|---|---|---|---|---|---|---|---|
| ## | Player | | FG-FGA | FG-FGA | FT-FTA | Off | Def | Tot | PF | TP | A | TO | Blk | Stl | Min |
| 01 | Crowder, Anna | * | 0-0 | 0-0 | 1-2 | 0 | 3 | 3 | 0 | 1 | 1 | 2 | 0 | 0 | 13 |
| 04 | Stone, Jacelyn | * | 3-7 | 0-2 | 1-2 | 0 | 1 | 1 | 2 | 7 | 1 | 1 | 0 | 0 | 16 |
| 10 | Powell, Jaci | * | 1-2 | 1-2 | 0-0 | 0 | 5 | 5 | 1 | 3 | 1 | 1 | 0 | 0 | 13 |
| 15 | Wade, Ansley | * | 1-1 | 1-1 | 0-0 | 0 | 1 | 1 | 0 | 3 | 0 | 2 | 0 | 0 | 13 |
| 25 | Crowder, Ella | * | 1-1 | 1-1 | 0-0 | 0 | 1 | 1 | 0 | 3 | 0 | 0 | 0 | 0 | 15 |
| 02 | Lawson, Talley | | 0-1 | 0-1 | 0-0 | 0 | 0 | 0 | 0 | 0 | 0 | 2 | 0 | 1 | 5 |
| 13 | Hennessee, Cayden | | 0-0 | 0-0 | 0-0 | 0 | 1 | 1 | 0 | 0 | 0 | 0 | 0 | 0 | 2 |
| | Team | | | | | 0 | 0 | 0 | | | | | | | |
| | Totals | | 6-12 | 3-7 | 2-4 | 0 | 12 | 12 | 3 | 17 | 3 | 8 | 0 | 1 | - |

| | | | | | | | | |
|---|---|---|---|---|---|---|---|---|
| 1st - FG %: | 4-6 | 66.7% | 2nd: | 2-6 | 33.3% | Game: | 6-12 | 50.0% |
| 3FG %: | 2-4 | 50.0% | | 1-3 | 33.3% | | 3-7 | 42.9% |
| FT %: | 0-0 | 0.0% | | 2-4 | 50.0% | | 2-4 | 50.0% |

Deadball Rebounds
0

Officials:
Technical fouls: Westview-None. Meigs Co.-None.
Attendance:

| Score by periods | 1st | 2nd | 3rd | 4th | Total |
|---|---|---|---|---|---|
| Westview | 3 | 12 | 0 | 0 | 15 |
| Meigs Co. | 10 | 7 | 0 | 0 | 17 |

| Points | In Paint | Off T/O | 2nd Chance | Fast Break | Bench |
|---|---|---|---|---|---|
| WESTVI | 6 | 6 | 0 | 4 | 3 |
| MEIGS | 4 | 0 | 0 | 0 | 0 |

Last FG - WESTVIEW 2nd-01:01, MEIGS 2nd-04:12.
Largest lead - WESTVIEW by 3 1st-07:39, MEIGS by 8 2nd-04:12.
WESTVIEW led for 01:28. MEIGS led for 29:16. Game was tied for -6:-44.

Score tied - 1 time.
Lead changed - 1 time.

Official Basketball Box Score -- Thru 3rd Period
Westview vs Meigs Co.
3/10/21 7:00 PM at Murfreesboro, TN (Murphy Center)

## Westview 29 • 27-1

| ## | Player | | Total FG-FGA | 3-Ptr FG-FGA | FT-FTA | Rebounds Off | Def | Tot | PF | TP | A | TO | Blk | Stl | Min |
|---|---|---|---|---|---|---|---|---|---|---|---|---|---|---|---|
| 12 | Gordon, Abby | * | 1-1 | 1-1 | 0-0 | 1 | 1 | 2 | 0 | 3 | 1 | 1 | 0 | 2 | 19 |
| 34 | Harrison, Jada | * | 1-10 | 0-7 | 2-2 | 0 | 2 | 2 | 1 | 4 | 3 | 3 | 0 | 2 | 24 |
| 35 | Leyhue, Avery | * | 2-6 | 2-6 | 0-0 | 1 | 3 | 4 | 0 | 6 | 0 | 1 | 0 | 0 | 23 |
| 40 | Leyhue, Emerson | * | 4-6 | 1-2 | 0-0 | 1 | 2 | 3 | 2 | 9 | 2 | 1 | 0 | 1 | 19 |
| 42 | Barr, Angelina | * | 2-2 | 0-0 | 0-0 | 1 | 2 | 3 | 1 | 4 | 0 | 0 | 1 | 0 | 14 |
| 14 | Sheffield, Caitlyn | | 1-1 | 1-1 | 0-0 | 0 | 1 | 1 | 0 | 3 | 2 | 0 | 0 | 0 | 4 |
| 15 | Alexander, Kylee | | 0-5 | 0-4 | 0-0 | 0 | 1 | 1 | 0 | 0 | 1 | 0 | 0 | 1 | 14 |
| | Team | | | | | 1 | 1 | 2 | | | | | | | |
| | Totals | | 11-31 | 5-21 | 2-2 | 5 | 13 | 18 | 4 | 29 | 9 | 6 | 1 | 6 | - |

| | 1st | | 2nd | | 3rd | | Game | | Deadball Rebounds |
|---|---|---|---|---|---|---|---|---|---|
| FG %: | 1-10 | 10.0% | 5-10 | 50.0% | 5-11 | 45.5% | 11-31 | 35.5% | 0 |
| 3FG %: | 1-8 | 12.5% | 2-6 | 33.3% | 2-7 | 28.6% | 5-21 | 23.8% | |
| FT %: | 0-0 | 0.0% | 0-0 | 0.0% | 2-2 | 100.0% | 2-2 | 100.0% | |

## Meigs Co. 19 • 21-5

| ## | Player | | Total FG-FGA | 3-Ptr FG-FGA | FT-FTA | Rebounds Off | Def | Tot | PF | TP | A | TO | Blk | Stl | Min |
|---|---|---|---|---|---|---|---|---|---|---|---|---|---|---|---|
| 01 | Crowder, Anna | * | 0-2 | 0-0 | 1-2 | 1 | 5 | 6 | 0 | 1 | 1 | 2 | 0 | 0 | 21 |
| 04 | Stone, Jacelyn | * | 3-10 | 0-4 | 1-2 | 0 | 1 | 1 | 2 | 7 | 1 | 1 | 1 | 0 | 24 |
| 10 | Powell, Jaci | * | 1-3 | 1-3 | 0-0 | 0 | 5 | 5 | 1 | 3 | 1 | 2 | 0 | 0 | 21 |
| 15 | Wade, Ansley | * | 2-2 | 1-1 | 0-0 | 1 | 1 | 2 | 2 | 5 | 0 | 4 | 0 | 0 | 21 |
| 25 | Crowder, Ella | * | 1-2 | 1-1 | 0-0 | 0 | 1 | 1 | 0 | 3 | 0 | 0 | 0 | 0 | 23 |
| 02 | Lawson, Talley | | 0-1 | 0-1 | 0-0 | 0 | 0 | 0 | 0 | 0 | 0 | 2 | 0 | 1 | 5 |
| 13 | Hennessee, Cayden | | 0-0 | 0-0 | 0-0 | 0 | 1 | 1 | 0 | 0 | 0 | 0 | 0 | 0 | 2 |
| | Team | | | | | 0 | 1 | 1 | | | | | | | |
| | Totals | | 7-20 | 3-10 | 2-4 | 2 | 15 | 17 | 5 | 19 | 3 | 11 | 1 | 1 | - |

| | 1st | | 2nd | | 3rd | | Game | | Deadball Rebounds |
|---|---|---|---|---|---|---|---|---|---|
| FG %: | 4-6 | 66.7% | 2-6 | 33.3% | 1-8 | 12.5% | 7-20 | 35.0% | 0,1 |
| 3FG %: | 2-4 | 50.0% | 1-3 | 33.3% | 0-3 | 0.0% | 3-10 | 30.0% | |
| FT %: | 0-0 | 0.0% | 2-4 | 50.0% | 0-0 | 0.0% | 2-4 | 50.0% | |

Officials:
Technical fouls: Westview-None. Meigs Co.-None.
Attendance:

| Score by periods | 1st | 2nd | 3rd | 4th | Total |
|---|---|---|---|---|---|
| Westview | 3 | 12 | 14 | 0 | 29 |
| Meigs Co. | 10 | 7 | 2 | 0 | 19 |

| Points | In Paint | Off T/O | 2nd Chance | Fast Break | Bench |
|---|---|---|---|---|---|
| WESTVI | 12 | 8 | 2 | 4 | 3 |
| MEIGS | 6 | 0 | 0 | 0 | 0 |

Last FG - WESTVIEW 3rd-02:24, MEIGS 3rd-03:54.
Largest lead - WESTVIEW by 10 3rd-02:24, MEIGS by 8 2nd-04:12.
WESTVIEW led for 15:31. MEIGS led for 13:28. Game was tied for -4:-59.

Score tied - 2 times.
Lead changed - 2 times.

# 2014 Class A State Girls' Basketball Tournament

## March 5 - March 8, 2014 · Middle Tennessee State University - Murfreesboro



Official Basketball Box Score
Meigs County vs Clarkrange
03/06/14 11:30am at Murphy Center (Murfreesboro, Tenn.)

---

VISITORS: Meigs County 31-4

| ## | Player Name | | TOT-FG FG-FGA | 3-PT FG-FGA | FT-FTA | REBOUNDS OF | DE | TOT | PF | TP | A | TO | BLK | S | MIN |
|---|---|---|---|---|---|---|---|---|---|---|---|---|---|---|---|
| 03 | Boggess, Taylor..... | * | 3-9 | 2-5 | 2-4 | 0 | 1 | 1 | 2 | 10 | 1 | 6 | 0 | 1 | 32 |
| 04 | Swafford,Emileigh... | * | 5-11 | 1-4 | 19-21 | 0 | 7 | 7 | 2 | 30 | 0 | 4 | 2 | 3 | 32 |
| 13 | Kilpatrick, Brandi.. | * | 4-6 | 0-0 | 10-10 | 3 | 3 | 6 | 5 | 18 | 1 | 0 | 0 | 0 | 32 |
| 21 | Hampton, Madison.... | * | 1-3 | 0-1 | 3-6 | 0 | 2 | 2 | 2 | 5 | 2 | 3 | 0 | 1 | 32 |
| 23 | Davis, Angel..... | * | 2-4 | 0-0 | 0-0 | 1 | 3 | 4 | 3 | 4 | 2 | 3 | 0 | 3 | 27 |
| 11 | Lewis, Megan..... | | 0-0 | 0-0 | 0-0 | 0 | 0 | 0 | 0 | 0 | 0 | 0 | 0 | 0 | 2 |
| 25 | Crowder, Alyson..... | | 0-0 | 0-0 | 0-0 | 0 | 0 | 0 | 1 | 0 | 0 | 0 | 0 | 0 | 3 |
| | TEAM..... | | | | | 1 | 1 | 2 | | | | 1 | | | |
| | Totals..... | | 15-33 | 3-10 | 34-41 | 5 | 17 | 22 | 15 | 67 | 6 | 17 | 2 | 8 | 160 |

TOTAL FG% 1st Half: 10-17 58.8% 2nd Half: 5-16 31.3% Game: 45.5% DEADB
3-Pt. FG% 1st Half: 1-4 25.0% 2nd Half: 2-6 33.3% Game: 30.0% REBS
F Throw % 1st Half: 14-15 93.3% 2nd Half: 20-26 76.9% Game: 82.9% 4

---

HOME TEAM: Clarkrange 32-3

| ## | Player Name | | TOT-FG FG-FGA | 3-PT FG-FGA | FT-FTA | REBOUNDS OF | DE | TOT | PF | TP | A | TO | BLK | S | MIN |
|---|---|---|---|---|---|---|---|---|---|---|---|---|---|---|---|
| 03 | Shaver, Cheyenne.... | * | 4-10 | 1-6 | 0-0 | 2 | 3 | 5 | 5 | 9 | 0 | 1 | 0 | 2 | 25 |
| 31 | Smith, Lexi..... | * | 1-4 | 1-3 | 0-0 | 1 | 1 | 2 | 4 | 3 | 1 | 3 | 0 | 3 | 32 |
| 34 | Dailey, Tesia..... | * | 1-4 | 0-2 | 0-0 | 3 | 1 | 4 | 5 | 2 | 9 | 7 | 0 | 1 | 30 |
| 41 | Meadows, Kara..... | * | 8-15 | 0-2 | 6-7 | 5 | 4 | 9 | 4 | 22 | 0 | 3 | 0 | 1 | 28 |
| 54 | Cooper, Britanny.... | * | 8-22 | 1-7 | 7-10 | 7 | 7 | 14 | 3 | 24 | 1 | 3 | 0 | 0 | 32 |
| 01 | Stephens, Brianna... | | 0-0 | 0-0 | 0-0 | 0 | 0 | 0 | 0 | 0 | 0 | 0 | 0 | 0 | 1 |
| 10 | Ruden, Faith Van.... | | 1-2 | 1-1 | 2-2 | 1 | 0 | 1 | 5 | 5 | 2 | 0 | 0 | 3 | 9 |
| 15 | Edwards, Britanny... | | 0-0 | 0-0 | 0-0 | 1 | 0 | 1 | 1 | 0 | 0 | 0 | 0 | 0 | 3 |
| | TEAM..... | | | | | | | | | | | | | | |
| | Totals..... | | 23-57 | 4-21 | 15-19 | 20 | 16 | 36 | 27 | 65 | 13 | 17 | 0 | 10 | 160 |

TOTAL FG% 1st Half: 11-30 36.7% 2nd Half: 12-27 44.4% Game: 40.4% DEADB
3-Pt. FG% 1st Half: 1-8 12.5% 2nd Half: 3-13 23.1% Game: 19.0% REBS
F Throw % 1st Half: 7-8 87.5% 2nd Half: 8-11 72.7% Game: 78.9% 1

---

Officials: Jeff Little, Rodney Lawary, Kenneth Blue
Technical fouls: Meigs County-None. Clarkrange-Dailey, Tesia.
Attendance:

| Score by Periods | 1st | 2nd | 3rd | 4th | | Total |
|---|---|---|---|---|---|---|
| Meigs County..... | 21 | 14 | 13 | 19 | - | 67 |
| Clarkrange..... | 13 | 17 | 10 | 25 | - | 65 |

Play-by-Play
Meigs County vs Clarkrange
03/06/14 11:30am at Murphy Center (Murfreesboro, Tenn.)

1st PERIOD Play-by-Play (Page 1)

| HOME TEAM: Clarkrange | TIME | SCORE | MAR | VISITORS: Meigs County |
|---|---|---|---|---|
| GOOD! FT SHOT by Cooper, Britanny | 07:49 | 1-0 | H 1 | FOUL by Davis, Angel (P1T1) |
| GOOD! FT SHOT by Cooper, Britanny | 07:49 | 2-0 | H 2 | |
| STEAL by Shaver, Cheyenne | 07:45 | | | TURNOVR by Boggess, Taylor |
| MISSED 3 PTR by Shaver, Cheyenne | 07:34 | | | REBOUND (DEF) by Swafford,Emileigh |
| REBOUND (DEF) by Cooper, Britanny | 07:27 | | | MISSED JUMPER by Boggess, Taylor |
| TURNOVR by Cooper, Britanny | 07:21 | | | |
| | 07:20 | | | STEAL by Davis, Angel |
| | 07:18 | 2-2 | T 1 | GOOD! LAYUP by Davis, Angel [PNT] |
| MISSED 3 PTR by Shaver, Cheyenne | 06:59 | | | REBOUND (DEF) by Davis, Angel |
| | 06:45 | 2-5 | V 3 | GOOD! 3 PTR by Boggess, Taylor |
| | 06:45 | | | ASSIST by Kilpatrick, Brandi |
| GOOD! JUMPER by Meadows, Kara | 06:11 | 4-5 | V 1 | |
| ASSIST by Dailey, Tesia | 06:11 | | | |
| | 06:03 | | | TURNOVR by Davis, Angel |
| MISSED 3 PTR by Cooper, Britanny | 05:57 | | | REBOUND (DEF) by Swafford,Emileigh |
| | 05:51 | 4-7 | V 3 | GOOD! JUMPER by Swafford,Emileigh [PNT] |
| MISSED JUMPER by Cooper, Britanny | 05:34 | | | |
| REBOUND (OFF) by Meadows, Kara | 05:34 | | | |
| MISSED JUMPER by Meadows, Kara | 05:29 | | | REBOUND (DEF) by Swafford,Emileigh |
| | 05:24 | | | TURNOVR by Swafford,Emileigh |
| TIMEOUT 30sec | 05:17 | | | |
| GOOD! JUMPER by Meadows, Kara [PNT] | 05:06 | 6-7 | V 1 | |
| | 04:50 | | | TURNOVR by Boggess, Taylor |
| STEAL by Smith, Lexi | 04:48 | | | |
| MISSED JUMPER by Meadows, Kara | 04:35 | | | |
| REBOUND (OFF) by Cooper, Britanny | 04:35 | | | |
| MISSED JUMPER by Cooper, Britanny | 04:32 | | | |
| REBOUND (OFF) by Shaver, Cheyenne | 04:32 | | | |
| GOOD! JUMPER by Shaver, Cheyenne [PNT] | 04:29 | 8-7 | H 1 | |
| REBOUND (DEF) by Dailey, Tesia | 04:18 | | | MISSED JUMPER by Davis, Angel |
| FOUL by Smith, Lexi (P1T1) | 03:58 | | | |
| TURNOVR by Smith, Lexi | 03:58 | | | |
| FOUL by Cooper, Britanny (P1T2) | 03:50 | 8-8 | T 2 | GOOD! FT SHOT by Swafford,Emileigh |
| | 03:50 | 8-9 | V 1 | GOOD! FT SHOT by Swafford,Emileigh |
| GOOD! JUMPER by Cooper, Britanny [PNT] | 03:36 | 10-9 | H 1 | |
| ASSIST by Dailey, Tesia | 03:36 | | | |
| | 03:13 | 10-11 | V 1 | GOOD! JUMPER by Boggess, Taylor [PNT] |
| FOUL by Meadows, Kara (P1T3) | 02:48 | | | |
| TURNOVR by Meadows, Kara | 02:48 | | | |
| | 02:48 | | | SUB IN : Crowder, Alyson |
| | 02:48 | | | SUB OUT: Davis, Angel |
| REBOUND (DEF) by Shaver, Cheyenne | 02:39 | | | MISSED 3 PTR by Swafford,Emileigh |
| TURNOVR by Meadows, Kara | 02:29 | | | |
| | 02:27 | | | STEAL by Boggess, Taylor |
| FOUL by Meadows, Kara (P2T4) | 02:08 | 10-12 | V 2 | GOOD! FT SHOT by Kilpatrick, Brandi |
| | 02:08 | 10-13 | V 3 | GOOD! FT SHOT by Kilpatrick, Brandi |
| SUB IN : Ruden, Faith Van | 02:08 | | | |
| SUB OUT: Meadows, Kara | 02:08 | | | |
| | 02:01 | | | FOUL by Crowder, Alyson (P1T2) |
| | 02:01 | | | SUB IN : Lewis, Megan |
| | 02:01 | | | SUB OUT: Crowder, Alyson |
| TURNOVR by Smith, Lexi | 02:00 | | | |
| | 01:58 | | | STEAL by Swafford,Emileigh |
| | 01:47 | | | MISSED 3 PTR by Boggess, Taylor |
| | 01:47 | | | REBOUND (OFF) by Kilpatrick, Brandi |
| FOUL by Shaver, Cheyenne (P1T5) | 01:46 | 10-14 | V 4 | GOOD! FT SHOT by Kilpatrick, Brandi |
| | 01:46 | 10-15 | V 5 | GOOD! FT SHOT by Kilpatrick, Brandi |
| GOOD! FT SHOT by Cooper, Britanny | 01:28 | 11-15 | V 4 | FOUL by Hampton, Madison (P1T3) |
| MISSED FT SHOT by Cooper, Britanny | 01:28 | | | REBOUND (DEF) by Kilpatrick, Brandi |
| | 01:22 | 11-17 | V 6 | GOOD! JUMPER by Swafford,Emileigh [PNT] |
| FOUL by Ruden, Faith Van (P1T6) | 01:22 | | | MISSED FT SHOT by Swafford,Emileigh |
| REBOUND (DEF) by Shaver, Cheyenne | 01:22 | | | |
| FOUL by Cooper, Britanny (P2T7) | 01:05 | | | |
| TURNOVR by Cooper, Britanny | 01:05 | | | |
| FOUL by Dailey, Tesia (P1T8) | 00:52 | 11-18 | V 7 | GOOD! FT SHOT by Swafford,Emileigh |
| | 00:52 | 11-19 | V 8 | GOOD! FT SHOT by Swafford,Emileigh |
| SUB IN : Meadows, Kara | 00:52 | | | SUB IN : Davis, Angel |
| SUB OUT: Ruden, Faith Van | 00:52 | | | SUB OUT: Lewis, Megan |
| GOOD! JUMPER by Cooper, Britanny [PNT] | 00:32 | 13-19 | V 6 | |

00:08 13-21 V 8 GOOD! JUMPER by Hampton, Madison [PNT]

Meigs County 21, Clarkrange 13

2nd PERIOD Play-by-Play (Page 1)

| HOME TEAM: Clarkrange | TIME | SCORE | MAR | VISITORS: Meigs County |
|---|---|---|---|---|
| | 07:48 | | | TURNOVR by Swafford,Emileigh |
| MISSED 3 PTR by Smith, Lexi | 07:25 | | | |
| REBOUND (OFF) by Cooper, Britanny | 07:25 | | | |
| MISSED JUMPER by Cooper, Britanny | 07:22 | | | REBOUND (DEF) by Swafford,Emileigh |
| REBOUND (DEF) by Cooper, Britanny | 07:03 | | | MISSED JUMPER by Boggess, Taylor |
| TURNOVR by Dailey, Tesia | 06:58 | | | |
| | 06:43 | | | FOUL by Boggess, Taylor (P1T4) |
| | 06:43 | | | TURNOVR by Boggess, Taylor |
| MISSED 3 PTR by Cooper, Britanny | 06:28 | | | |
| REBOUND (OFF) by Dailey, Tesia | 06:28 | | | |
| GOOD! JUMPER by Shaver, Cheyenne [PNT] | 06:24 | 15-21 | V 6 | |
| ASSIST by Dailey, Tesia | 06:24 | | | |
| | 06:18 | 15-23 | V 8 | GOOD! JUMPER by Kilpatrick, Brandi |
| | 06:18 | | | ASSIST by Davis, Angel |
| TURNOVR by Smith, Lexi | 05:51 | | | |
| | 05:50 | | | STEAL by Davis, Angel |
| | 05:40 | 15-25 | V 10 | GOOD! JUMPER by Kilpatrick, Brandi [PNT] |
| TIMEOUT TEAM | 05:26 | | | |
| MISSED JUMPER by Meadows, Kara | 05:11 | | | REBOUND (DEF) by Kilpatrick, Brandi |
| | 04:58 | 15-27 | V 12 | GOOD! JUMPER by Kilpatrick, Brandi |
| | 04:58 | | | ASSIST by Boggess, Taylor |
| MISSED JUMPER by Cooper, Britanny | 04:36 | | | |
| REBOUND (OFF) by Meadows, Kara | 04:36 | | | |
| GOOD! JUMPER by Meadows, Kara [PNT] | 04:33 | 17-27 | V 10 | |
| FOUL by Meadows, Kara (P3T9) | 04:17 | 17-28 | V 11 | GOOD! FT SHOT by Kilpatrick, Brandi |
| | 04:17 | 17-29 | V 12 | GOOD! FT SHOT by Kilpatrick, Brandi |
| MISSED JUMPER by Meadows, Kara | 03:52 | | | |
| REBOUND (OFF) by Cooper, Britanny | 03:52 | | | |
| MISSED JUMPER by Cooper, Britanny | 03:51 | | | BLOCK by Swafford,Emileigh |
| REBOUND (OFF) by Meadows, Kara | 03:50 | | | |
| GOOD! FT SHOT by Meadows, Kara | 03:49 | 18-29 | V 11 | FOUL by Boggess, Taylor (P2T5) |
| GOOD! FT SHOT by Meadows, Kara | 03:49 | 19-29 | V 10 | |
| | 03:40 | | | TURNOVR by Hampton, Madison |
| STEAL by Smith, Lexi | 03:39 | | | |
| MISSED JUMPER by Meadows, Kara | 03:30 | | | |
| REBOUND (OFF) by Cooper, Britanny | 03:30 | | | |
| GOOD! FT SHOT by Cooper, Britanny | 03:28 | 20-29 | V 9 | FOUL by Kilpatrick, Brandi (P1T6) |
| GOOD! FT SHOT by Cooper, Britanny | 03:28 | 21-29 | V 8 | |
| | 03:28 | | | SUB IN : Crowder, Alyson |
| | 03:28 | | | SUB OUT: Davis, Angel |
| REBOUND (DEF) by Cooper, Britanny | 03:13 | | | MISSED JUMPER by Swafford,Emileigh |
| MISSED 3 PTR by Meadows, Kara | 02:59 | | | REBOUND (DEF) by Swafford,Emileigh |
| FOUL by Shaver, Cheyenne (P2T10) | 02:49 | 21-30 | V 9 | GOOD! FT SHOT by Swafford,Emileigh |
| | 02:49 | 21-31 | V 10 | GOOD! FT SHOT by Swafford,Emileigh |
| GOOD! JUMPER by Meadows, Kara [PNT] | 02:37 | 23-31 | V 8 | |
| ASSIST by Cooper, Britanny | 02:37 | | | |
| REBOUND (DEF) by Meadows, Kara | 02:15 | | | MISSED 3 PTR by Boggess, Taylor |
| MISSED 3 PTR by Dailey, Tesia | 01:55 | | | REBOUND (DEF) by Hampton, Madison |
| FOUL by Cooper, Britanny (P3T11) | 01:50 | 23-32 | V 9 | GOOD! FT SHOT by Kilpatrick, Brandi |
| | 01:50 | 23-33 | V 10 | GOOD! FT SHOT by Kilpatrick, Brandi |
| SUB IN : Ruden, Faith Van | 01:50 | | | SUB IN : Lewis, Megan |
| SUB OUT: Meadows, Kara | 01:50 | | | SUB OUT: Crowder, Alyson |
| MISSED JUMPER by Smith, Lexi | 01:35 | | | BLOCK by Swafford,Emileigh |
| REBOUND (OFF) by Cooper, Britanny | 01:33 | | | |
| GOOD! JUMPER by Cooper, Britanny [PNT] | 01:31 | 25-33 | V 8 | |
| | 01:21 | 25-35 | V 10 | GOOD! LAYUP by Swafford,Emileigh [PNT] |
| GOOD! JUMPER by Cooper, Britanny [PNT] | 01:05 | 27-35 | V 8 | |
| ASSIST by Ruden, Faith Van | 01:05 | | | |
| | 00:44 | | | TURNOVR by Boggess, Taylor |
| STEAL by Dailey, Tesia | 00:43 | | | |
| MISSED LAYUP by Dailey, Tesia | 00:39 | | | REBOUND (DEF) by Boggess, Taylor |
| | 00:32 | | | TURNOVR by Boggess, Taylor |
| STEAL by Ruden, Faith Van | 00:31 | | | |
| GOOD! 3 PTR by Shaver, Cheyenne | 00:24 | 30-35 | V 5 | |
| ASSIST by Ruden, Faith Van | 00:24 | | | |
| | 00:19 | | | TURNOVR by Hampton, Madison |

Meigs County 35, Clarkrange 30

3rd PERIOD Play-by-Play (Page 1)

| HOME TEAM: Clarkrange | TIME | SCORE | MAR | VISITORS: Meigs County |
|---|---|---|---|---|
| TURNOVR by Dailey, Tesia | 07:45 | | | |
| REBOUND (DEF) by Cooper, Britanny | 07:35 | | | MISSED 3 PTR by Swafford,Emileigh |
| MISSED 3 PTR by Cooper, Britanny | 07:13 | | | REBOUND (DEF) by Kilpatrick, Brandi |
| REBOUND (DEF) by Meadows, Kara | 07:02 | | | MISSED JUMPER by Boggess, Taylor |
| GOOD! FT SHOT by Cooper, Britanny | 06:41 | 31-35 | V 4 | FOUL by Davis, Angel (P2T1) |
| GOOD! FT SHOT by Cooper, Britanny | 06:41 | 32-35 | V 3 | |
| | 06:22 | | | MISSED 3 PTR by Boggess, Taylor |
| | 06:22 | | | REBOUND (OFF) by Kilpatrick, Brandi |
| REBOUND (DEF) by Shaver, Cheyenne | 06:18 | | | MISSED JUMPER by Davis, Angel |
| GOOD! JUMPER by Meadows, Kara | 05:58 | 34-35 | V 1 | |
| | 05:42 | | | MISSED 3 PTR by Hampton, Madison |
| | 05:42 | | | REBOUND (OFF) by Kilpatrick, Brandi |
| REBOUND (DEF) by Smith, Lexi | 05:34 | | | MISSED JUMPER by Hampton, Madison |
| | 05:33 | | | FOUL by Kilpatrick, Brandi (P2T2) |
| MISSED JUMPER by Shaver, Cheyenne | 05:16 | | | |
| REBOUND (OFF) by Cooper, Britanny | 05:16 | | | |
| GOOD! JUMPER by Cooper, Britanny | 05:15 | 36-35 | H 1 | |
| | 05:07 | | | TIMEOUT 30sec |
| REBOUND (DEF) by Meadows, Kara | 04:53 | | | MISSED JUMPER by Kilpatrick, Brandi |
| TURNOVR by Dailey, Tesia | 04:37 | | | |
| | 04:36 | | | STEAL by Swafford,Emileigh |
| REBOUND (DEF) by Cooper, Britanny | 04:31 | | | MISSED JUMPER by Swafford,Emileigh |
| TURNOVR by Cooper, Britanny | 04:29 | | | |
| | 04:28 | | | STEAL by Hampton, Madison |
| | 04:21 | 36-38 | V 2 | GOOD! 3 PTR by Boggess, Taylor |
| | 04:21 | | | ASSIST by Davis, Angel |
| MISSED 3 PTR by Cooper, Britanny | 04:02 | | | |
| REBOUND (OFF) by Dailey, Tesia | 04:02 | | | |
| | 04:01 | | | FOUL by Swafford,Emileigh (P1T3) |
| TURNOVR by Meadows, Kara | 03:50 | | | |
| | 03:42 | 36-41 | V 5 | GOOD! 3 PTR by Swafford,Emileigh |
| | 03:42 | | | ASSIST by Hampton, Madison |
| GOOD! JUMPER by Meadows, Kara | 03:23 | 38-41 | V 3 | |
| ASSIST by Dailey, Tesia | 03:23 | | | |
| REBOUND (DEF) by Cooper, Britanny | 03:10 | | | MISSED 3 PTR by Swafford,Emileigh |
| TURNOVR by Dailey, Tesia | 03:00 | | | |
| FOUL by Shaver, Cheyenne (P3T1) | 02:37 | 38-42 | V 4 | GOOD! FT SHOT by Boggess, Taylor |
| | 02:37 | 38-43 | V 5 | GOOD! FT SHOT by Boggess, Taylor |
| MISSED 3 PTR by Dailey, Tesia | 02:19 | | | |
| REBOUND (OFF) by Dailey, Tesia | 02:19 | | | |
| TURNOVR by Dailey, Tesia | 02:15 | | | |
| | 02:14 | | | STEAL by Davis, Angel |
| | 02:13 | | | TURNOVR by Swafford,Emileigh |
| SUB IN : Ruden, Faith Van | 02:13 | | | |
| SUB OUT: Dailey, Tesia | 02:13 | | | |
| MISSED 3 PTR by Shaver, Cheyenne | 01:54 | | | REBOUND (DEF) by (TEAM) |
| TIMEOUT TEAM | 01:53 | | | |
| | 01:35 | | | MISSED JUMPER by Swafford,Emileigh |
| | 01:35 | | | REBOUND (OFF) by (TEAM) |
| FOUL by Meadows, Kara (P4T2) | 01:28 | 38-44 | V 6 | GOOD! FT SHOT by Swafford,Emileigh |
| | 01:28 | 38-45 | V 7 | GOOD! FT SHOT by Swafford,Emileigh |
| SUB IN : Dailey, Tesia | 01:28 | | | |
| SUB OUT: Meadows, Kara | 01:28 | | | |
| MISSED JUMPER by Cooper, Britanny | 01:16 | | | |
| REBOUND (OFF) by Shaver, Cheyenne | 01:16 | | | |
| GOOD! JUMPER by Shaver, Cheyenne [PNT] | 01:12 | 40-45 | V 5 | |
| | 01:04 | 40-47 | V 7 | GOOD! JUMPER by Kilpatrick, Brandi |
| | 01:04 | | | ASSIST by Hampton, Madison |
| TURNOVR by Dailey, Tesia | 00:54 | | | |
| | 00:53 | | | STEAL by Swafford,Emileigh |
| FOUL by Dailey, Tesia (P2T3) | 00:47 | | | |
| FOUL by Ruden, Faith Van (P2T4) | 00:28 | | | |
| | 00:19 | | | TURNOVR by Boggess, Taylor |
| STEAL by Ruden, Faith Van | 00:18 | | | |
| MISSED 3 PTR by Shaver, Cheyenne | 00:10 | | | |
| REBOUND (OFF) by Ruden, Faith Van | 00:10 | | | |
| MISSED JUMPER by Ruden, Faith Van | 00:06 | | | REBOUND (DEF) by Hampton, Madison |
| FOUL by Shaver, Cheyenne (P4T5) | 00:00 | | | MISSED FT SHOT by Hampton, Madison |
| | 00:00 | | | REBOUND (OFF) by (DEADBALL) |
| | 00:00 | 40-48 | V 8 | GOOD! FT SHOT by Hampton, Madison |

Meigs County 48, Clarkrange 40

4th PERIOD Play-by-Play (Page 1)

| HOME TEAM: Clarkrange | TIME | SCORE | MAR | VISITORS: Meigs County |
|---|---|---|---|---|
| | 07:46 | 40-50 | V 10 | GOOD! JUMPER by Swafford,Emileigh [PNT] |
| MISSED 3 PTR by Shaver, Cheyenne | 07:24 | | | REBOUND (DEF) by Davis, Angel |
| | 07:19 | | | TURNOVR by Davis, Angel |
| STEAL by Shaver, Cheyenne | 07:18 | | | |
| FOUL by Shaver, Cheyenne (P5T6) | 07:13 | | | |
| TURNOVR by Shaver, Cheyenne | 07:13 | | | |
| SUB IN : Ruden, Faith Van | 07:13 | | | |
| SUB OUT: Shaver, Cheyenne | 07:13 | | | |
| FOUL by Smith, Lexi (P2T7) | 06:48 | 40-51 | V 11 | GOOD! FT SHOT by Swafford,Emileigh |
| | 06:48 | 40-52 | V 12 | GOOD! FT SHOT by Swafford,Emileigh |
| GOOD! JUMPER by Meadows, Kara | 06:36 | 42-52 | V 10 | |
| ASSIST by Dailey, Tesia | 06:36 | | | |
| FOUL by Ruden, Faith Van (P3T8) | 06:07 | 42-53 | V 11 | GOOD! FT SHOT by Swafford,Emileigh |
| | 06:07 | 42-54 | V 12 | GOOD! FT SHOT by Swafford,Emileigh |
| GOOD! JUMPER by Cooper, Britanny | 05:59 | 44-54 | V 10 | |
| ASSIST by Dailey, Tesia | 05:59 | | | |
| | 05:38 | | | TURNOVR by Davis, Angel |
| STEAL by Meadows, Kara | 05:35 | | | |
| GOOD! 3 PTR by Ruden, Faith Van | 05:30 | 47-54 | V 7 | |
| ASSIST by Dailey, Tesia | 05:30 | | | |
| FOUL TECHNCL by Dailey, Tesia | 05:12 | | | |
| FOUL by Dailey, Tesia (P3T9) | 05:12 | 47-55 | V 8 | GOOD! FT SHOT by Swafford,Emileigh |
| | 05:12 | | | MISSED FT SHOT by Swafford,Emileigh |
| | 05:12 | | | REBOUND (OFF) by (DEADBALL) |
| | 05:04 | | | TURNOVR by Swafford,Emileigh |
| STEAL by Ruden, Faith Van | 05:02 | | | |
| GOOD! FT SHOT by Ruden, Faith Van | 05:01 | 48-55 | V 7 | FOUL by Hampton, Madison (P2T4) |
| GOOD! FT SHOT by Ruden, Faith Van | 05:01 | 49-55 | V 6 | |
| FOUL by Dailey, Tesia (P4T10) | 04:32 | 49-56 | V 7 | GOOD! FT SHOT by Hampton, Madison |
| REBOUND (DEF) by Cooper, Britanny | 04:32 | | | MISSED FT SHOT by Hampton, Madison |
| GOOD! FT SHOT by Meadows, Kara | 04:32 | 50-56 | V 6 | FOUL by Kilpatrick, Brandi (P3T5) |
| GOOD! FT SHOT by Meadows, Kara | 04:32 | 51-56 | V 5 | |
| | 03:53 | | | TIMEOUT TEAM |
| FOUL by Ruden, Faith Van (P4T11) | 03:51 | 51-57 | V 6 | GOOD! FT SHOT by Swafford,Emileigh |
| | 03:51 | 51-58 | V 7 | GOOD! FT SHOT by Swafford,Emileigh |
| MISSED JUMPER by Cooper, Britanny | 03:37 | | | |
| REBOUND (OFF) by Cooper, Britanny | 03:37 | | | |
| MISSED FT SHOT by Cooper, Britanny | 03:32 | | | FOUL by Davis, Angel (P3T6) |
| REBOUND (OFF) by (DEADBALL) | 03:32 | | | |
| MISSED FT SHOT by Cooper, Britanny | 03:32 | | | REBOUND (DEF) by Davis, Angel |
| | 03:22 | | | TURNOVR by (TEAM) |
| TURNOVR by Dailey, Tesia | 03:11 | | | |
| FOUL by Ruden, Faith Van (P5T12) | 03:08 | | | MISSED FT SHOT by Hampton, Madison |
| | 03:08 | | | REBOUND (OFF) by (DEADBALL) |
| | 03:08 | 51-59 | V 8 | GOOD! FT SHOT by Hampton, Madison |
| SUB IN : Edwards, Britanny | 03:08 | | | |
| SUB OUT: Ruden, Faith Van | 03:08 | | | |
| MISSED JUMPER by Cooper, Britanny | 02:57 | | | |
| REBOUND (OFF) by Smith, Lexi | 02:57 | | | |
| GOOD! JUMPER by Dailey, Tesia | 02:47 | 53-59 | V 6 | |
| FOUL by Edwards, Britanny (P1T13) | 02:21 | 53-60 | V 7 | GOOD! FT SHOT by Kilpatrick, Brandi |
| | 02:21 | 53-61 | V 8 | GOOD! FT SHOT by Kilpatrick, Brandi |
| GOOD! JUMPER by Cooper, Britanny [PNT] | 02:12 | 55-61 | V 6 | |
| ASSIST by Dailey, Tesia | 02:12 | | | |
| | 01:41 | | | MISSED JUMPER by Kilpatrick, Brandi |
| | 01:41 | | | REBOUND (OFF) by Davis, Angel |
| | 01:37 | 55-63 | V 8 | GOOD! JUMPER by Davis, Angel [PNT] |
| GOOD! 3 PTR by Smith, Lexi | 01:19 | 58-63 | V 5 | |
| ASSIST by Dailey, Tesia | 01:19 | | | |
| TIMEOUT TEAM | 01:08 | | | |
| FOUL by Dailey, Tesia (P5T14) | 01:07 | 58-64 | V 6 | GOOD! FT SHOT by Swafford,Emileigh |
| | 01:07 | 58-65 | V 7 | GOOD! FT SHOT by Swafford,Emileigh |
| SUB IN : Stephens, Brianna | 01:07 | | | |
| SUB OUT: Dailey, Tesia | 01:07 | | | |
| MISSED 3 PTR by Cooper, Britanny | 00:58 | | | |
| REBOUND (OFF) by Meadows, Kara | 00:58 | | | |
| GOOD! FT SHOT by Meadows, Kara | 00:55 | 59-65 | V 6 | |
| MISSED FT SHOT by Meadows, Kara | 00:55 | | | REBOUND (DEF) by Swafford,Emileigh |
| STEAL by Smith, Lexi | 00:48 | | | TURNOVR by Hampton, Madison |
| MISSED 3 PTR by Meadows, Kara | 00:42 | | | REBOUND (DEF) by Swafford,Emileigh |
| | 00:29 | | | TIMEOUT TEAM |
| FOUL by Smith, Lexi (P3T15) | 00:25 | 59-66 | V 7 | GOOD! FT SHOT by Swafford,Emileigh |
| | 00:25 | 59-67 | V 8 | GOOD! FT SHOT by Swafford,Emileigh |

| | | | | |
|---|---|---|---|---|
| GOOD! 3 PTR by Cooper, Britanny | 00:18 | 62-67 | V 5 | |
| ASSIST by Smith, Lexi | 00:18 | | | |
| TIMEOUT TEAM | 00:16 | | | |
| | 00:16 | | | FOUL by Swafford,Emileigh (P2T7) |
| MISSED 3 PTR by Cooper, Britanny | 00:16 | | | |
| REBOUND (OFF) by Meadows, Kara | 00:16 | | | |
| GOOD! JUMPER by Meadows, Kara [PNT] | 00:13 | 64-67 | V 3 | |
| | 00:08 | | | FOUL by Kilpatrick, Brandi (P4T8) |
| GOOD! FT SHOT by Meadows, Kara | 00:06 | 65-67 | V 2 | |
| FOUL by Smith, Lexi (P4T16) | 00:06 | | | MISSED FT SHOT by Boggess, Taylor |
| | 00:06 | | | REBOUND (OFF) by (DEADBALL) |
| REBOUND (DEF) by Meadows, Kara | 00:06 | | | MISSED FT SHOT by Boggess, Taylor |
| | 00:06 | | | SUB IN : Crowder, Alyson |
| | 00:06 | | | SUB OUT: Kilpatrick, Brandi |
| MISSED 3 PTR by Smith, Lexi | 00:00 | | | |
| REBOUND (OFF) by Edwards, Britanny | 00:00 | | | |
| | 00:55 | | | FOUL by Kilpatrick, Brandi (P5T9) |

Meigs County 67, Clarkrange 65

Newspaper Box Score
Meigs County vs Clarkrange
03/06/14 11:30am at Murphy Center (Murfreesboro, Tenn.)
At Murphy Center (Murfreesboro, Tenn.)
MEIGS COUNTY 67, CLARKRANGE 65
MEIGS COUNTY (31-4)
Swafford,Emileigh 5-11 19-21 30; Kilpatrick, Brandi 4-6 10-10 18; Boggess, Taylor 3-9 2-4 10; Hampton, Madison 1-3 3-6 5; Davis, Angel 2-4 0-0 4; Crowder, Alyson 0-0 0-0 0; Lewis, Megan 0-0 0-0 0. Totals 15-33 34-41 67.
CLARKRANGE (32-3)
Cooper, Britanny 8-22 7-10 24; Meadows, Kara 8-15 6-7 22; Shaver, Cheyenne 4-10 0-0 9; Ruden, Faith Van 1-2 2-2 5; Smith, Lexi 1-4 0-0 3; Dailey, Tesia 1-4 0-0 2; Edwards, Britanny 0-0 0-0 0; Stephens, Brianna 0-0 0-0 0. Totals 23-57 15-19 65.

| | | | | | | |
|---|---|---|---|---|---|---|
| Meigs County..... | 21 | 14 | 13 | 19 | - | 67 |
| Clarkrange..... | 13 | 17 | 10 | 25 | - | 65 |

3-point goals--Meigs County 3-10 (Boggess, Taylor 2-5; Swafford,Emileigh 1-4; Hampton, Madison 0-1), Clarkrange 4-21 (Smith, Lexi 1-3; Ruden, Faith Van 1-1; Cooper, Britanny 1-7; Shaver, Cheyenne 1-6; Dailey, Tesia 0-2; Meadows, Kara 0-2). Fouled out--Meigs County-Kilpatrick, Brandi, Clarkrange-Ruden, Faith Van; Shaver, Cheyenne; Dailey, Tesia.
Rebounds--Meigs County 22 (Swafford,Emileigh 7), Clarkrange 36 (Cooper, Britanny 14). Assists--Meigs County 6 (Davis, Angel 2; Hampton, Madison 2), Clarkrange 13 (Dailey, Tesia 9). Total fouls--Meigs County 15, Clarkrange 27. Technical fouls--Meigs County-None, Clarkrange-Dailey, Tesia.

Meigs County vs Clarkrange (03/06/14 - Period 4 00:00)

| POINTS OFF TURNOVERS | 1 | 2 | 3 | 4 - Tot |
|---|---|---|---|---|
| Meigs County..... | 10 | 2 | 8 | 3 - 23 |
| Clarkrange..... | 4 | 7 | 0 | 5 - 16 |

| POINTS IN PAINT | 1 | 2 | 3 | 4 - Tot |
|---|---|---|---|---|
| Meigs County..... | 10 | 4 | 0 | 4 - 18 |
| Clarkrange..... | 8 | 10 | 2 | 4 - 24 |

| 2ND CHANCE POINTS | 1 | 2 | 3 | 4 - Tot |
|---|---|---|---|---|
| Meigs County..... | 2 | 0 | 2 | 2 - 6 |
| Clarkrange..... | 2 | 10 | 4 | 6 - 22 |

| FAST BREAK POINTS | 1 | 2 | 3 | 4 - Tot |
|---|---|---|---|---|
| Meigs County..... | 0 | 0 | 0 | 0 - 0 |
| Clarkrange..... | 0 | 0 | 0 | 0 - 0 |

| BENCH POINTS | 1 | 2 | 3 | 4 - Tot |
|---|---|---|---|---|
| Meigs County..... | 0 | 0 | 0 | 0 - 0 |
| Clarkrange..... | 0 | 0 | 0 | 5 - 5 |

| SCORE TIED BY | 1 | 2 | 3 | 4 - Tot |
|---|---|---|---|---|
| Meigs County..... | 2 | 0 | 0 | 0 - 2 |
| Clarkrange..... | 0 | 0 | 0 | 0 - 0 |

| LEAD GAINED BY | 1 | 2 | 3 | 4 - Tot |
|---|---|---|---|---|
| Meigs County..... | 3 | 0 | 1 | 0 - 4 |
| Clarkrange..... | 2 | 0 | 1 | 0 - 3 |

Official Basketball Box Score
Meigs County vs Union City
03/07/14 2:45pm at Murphy Center (Murfreesboro, Tenn.)

---

VISITORS: Meigs County 32-5

| ## | Player Name | | TOT-FG FG-FGA | 3-PT FG-FGA | FT-FTA | REBOUNDS OF | DE | TOT | PF | TP | A | TO | BLK | S | MIN |
|---|---|---|---|---|---|---|---|---|---|---|---|---|---|---|---|
| 03 | Boggess, Taylor..... | * | 2-10 | 0-3 | 1-2 | 2 | 1 | 3 | 1 | 5 | 0 | 1 | 0 | 0 | 30 |
| 04 | Swafford,Emileigh... | * | 3-8 | 0-3 | 11-11 | 1 | 4 | 5 | 3 | 17 | 1 | 2 | 3 | 1 | 28 |
| 13 | Kilpatrick, Brandi.. | * | 0-5 | 0-0 | 4-4 | 2 | 2 | 4 | 3 | 4 | 0 | 1 | 0 | 1 | 20 |
| 21 | Hampton, Madison.... | * | 3-6 | 1-4 | 0-0 | 0 | 1 | 1 | 2 | 7 | 0 | 3 | 0 | 0 | 30 |
| 23 | Davis, Angel..... | * | 1-4 | 0-2 | 0-2 | 2 | 2 | 4 | 1 | 2 | 0 | 2 | 0 | 2 | 14 |
| 01 | Woods, Kelsey..... | | 0-0 | 0-0 | 0-0 | 0 | 0 | 0 | 0 | 0 | 0 | 0 | 0 | 0 | 2 |
| 11 | Lewis, Megan..... | | 2-2 | 0-0 | 0-0 | 1 | 0 | 1 | 2 | 4 | 1 | 0 | 0 | 1 | 7 |
| 15 | Perkinson, Bailey... | | 1-1 | 0-0 | 0-0 | 0 | 0 | 0 | 1 | 2 | 0 | 0 | 0 | 0 | 2 |
| 25 | Crowder, Alyson..... | | 0-2 | 0-1 | 0-0 | 0 | 2 | 2 | 2 | 0 | 0 | 2 | 0 | 1 | 12 |
| 33 | Dawson, Alex..... | | 0-1 | 0-0 | 0-0 | 1 | 0 | 1 | 1 | 0 | 1 | 3 | 0 | 0 | 15 |
| | TEAM..... | | | | | 3 | 1 | 4 | | | | | | | |
| | Totals..... | | 12-39 | 1-13 | 16-19 | 12 | 13 | 25 | 16 | 41 | 3 | 14 | 3 | 6 | 160 |

TOTAL FG% 1st Half: 5-20 25.0% 2nd Half: 7-19 36.8% Game: 30.8% DEADB
3-Pt. FG% 1st Half: 1-7 14.3% 2nd Half: 0-6 0.0% Game: 7.7% REBS
F Throw % 1st Half: 6-9 66.7% 2nd Half: 10-10 100 % Game: 84.2% 1

---

HOME TEAM: Union City 36-0

| ## | Player Name | | TOT-FG FG-FGA | 3-PT FG-FGA | FT-FTA | REBOUNDS OF | DE | TOT | PF | TP | A | TO | BLK | S | MIN |
|---|---|---|---|---|---|---|---|---|---|---|---|---|---|---|---|
| 13 | Fair, Raven..... | * | 3-5 | 1-2 | 0-0 | 0 | 2 | 2 | 3 | 7 | 0 | 1 | 1 | 5 | 28 |
| 25 | Fair, Amber..... | * | 7-20 | 1-2 | 4-4 | 4 | 7 | 11 | 4 | 19 | 0 | 3 | 3 | 0 | 26 |
| 30 | Hudson, Jackie..... | * | 3-7 | 1-2 | 1-2 | 2 | 4 | 6 | 2 | 8 | 7 | 3 | 0 | 4 | 29 |
| 32 | Nettles, Tamara..... | * | 3-5 | 0-0 | 6-6 | 3 | 1 | 4 | 3 | 12 | 0 | 1 | 0 | 0 | 19 |
| 33 | Bynum, Kaleigh..... | * | 0-1 | 0-0 | 2-2 | 2 | 1 | 3 | 2 | 2 | 1 | 3 | 0 | 1 | 25 |
| 10 | Vaughn, Tykesha..... | | 0-1 | 0-0 | 0-0 | 0 | 0 | 0 | 0 | 0 | 0 | 1 | 0 | 0 | 2 |
| 11 | Reaves, Kealie..... | | 0-0 | 0-0 | 0-0 | 0 | 0 | 0 | 1 | 0 | 0 | 0 | 0 | 0 | 14 |
| 14 | Ware, Essence..... | | 0-0 | 0-0 | 0-0 | 0 | 0 | 0 | 0 | 0 | 0 | 1 | 0 | 0 | 2 |
| 22 | Davis, Kristian..... | | 0-1 | 0-1 | 0-0 | 1 | 0 | 1 | 1 | 0 | 0 | 0 | 0 | 0 | 7 |
| 24 | Youngblood, A..... | | 0-0 | 0-0 | 0-0 | 0 | 0 | 0 | 0 | 0 | 0 | 0 | 0 | 0 | 0+ |
| 31 | Bishop, Alivia..... | | 0-0 | 0-0 | 0-0 | 0 | 0 | 0 | 0 | 0 | 0 | 0 | 0 | 0 | 1 |
| 42 | Skinner, T..... | | 0-1 | 0-0 | 2-4 | 1 | 1 | 2 | 1 | 2 | 0 | 0 | 1 | 1 | 7 |
| 45 | Cawthon, Erica..... | | 0-0 | 0-0 | 0-0 | 0 | 0 | 0 | 0 | 0 | 0 | 0 | 0 | 0 | 0+ |
| 50 | Young, Kendra..... | | 0-0 | 0-0 | 0-0 | 0 | 0 | 0 | 0 | 0 | 0 | 0 | 0 | 0 | 0+ |
| | TEAM..... | | | | | 1 | 1 | 2 | | | | | | | |
| | Totals..... | | 16-41 | 3-7 | 15-18 | 14 | 17 | 31 | 17 | 50 | 8 | 13 | 5 | 11 | 160 |

TOTAL FG% 1st Half: 9-24 37.5% 2nd Half: 7-17 41.2% Game: 39.0% DEADB
3-Pt. FG% 1st Half: 2-6 33.3% 2nd Half: 1-1 100 % Game: 42.9% REBS
F Throw % 1st Half: 9-10 90.0% 2nd Half: 6-8 75.0% Game: 83.3% 1

---

Officials:
Technical fouls: Meigs County-None. Union City-None.
Attendance:

| Score by Periods | 1st | 2nd | 3rd | 4th | | Total |
|---|---|---|---|---|---|---|
| Meigs County..... | 5 | 12 | 10 | 14 | - | 41 |
| Union City..... | 21 | 8 | 13 | 8 | - | 50 |

Play-by-Play
Meigs County vs Union City
03/07/14 2:45pm at Murphy Center (Murfreesboro, Tenn.)

1st PERIOD Play-by-Play (Page 1)

| HOME TEAM: Union City | TIME | SCORE | MAR | VISITORS: Meigs County |
|---|---|---|---|---|
| | 07:43 | | | FOUL by Kilpatrick, Brandi (P1T1) |
| MISSED JUMPER by Hudson, Jackie | 07:37 | | | REBOUND (DEF) by Davis, Angel |
| | 07:23 | | | TURNOVR by Hampton, Madison |
| STEAL by Fair, Raven | 07:22 | | | |
| MISSED JUMPER by Fair, Amber | 07:13 | | | BLOCK by Swafford,Emileigh |
| REBOUND (OFF) by Nettles, Tamara | 07:12 | | | |
| MISSED JUMPER by Fair, Amber | 06:58 | | | |
| REBOUND (OFF) by Hudson, Jackie | 06:58 | | | |
| GOOD! JUMPER by Nettles, Tamara [PNT] | 06:54 | 2-0 | H 2 | |
| | 06:32 | | | TURNOVR by Davis, Angel |
| GOOD! FT SHOT by Nettles, Tamara | 06:09 | 3-0 | H 3 | FOUL by Kilpatrick, Brandi (P2T2) |
| GOOD! FT SHOT by Nettles, Tamara | 06:09 | 4-0 | H 4 | |
| | 06:09 | | | SUB IN : Crowder, Alyson |
| | 06:09 | | | SUB OUT: Kilpatrick, Brandi |
| GOOD! 3 PTR by Fair, Amber | 05:43 | 7-0 | H 7 | |
| ASSIST by Hudson, Jackie | 05:43 | | | |
| FOUL by Nettles, Tamara (P1T1) | 05:39 | 7-1 | H 6 | GOOD! FT SHOT by Swafford,Emileigh |
| | 05:39 | 7-2 | H 5 | GOOD! FT SHOT by Swafford,Emileigh |
| BLOCK by Fair, Amber | 05:29 | | | MISSED JUMPER by Swafford,Emileigh |
| REBOUND (DEF) by Fair, Amber | 05:29 | | | |
| MISSED 3 PTR by Fair, Amber | 05:11 | | | |
| REBOUND (OFF) by Fair, Amber | 05:11 | | | |
| MISSED JUMPER by Fair, Amber | 05:09 | | | REBOUND (DEF) by Boggess, Taylor |
| | 05:02 | | | TURNOVR by Boggess, Taylor |
| STEAL by Hudson, Jackie | 05:01 | | | |
| GOOD! FT SHOT by Fair, Amber | 04:47 | 8-2 | H 6 | FOUL by Swafford,Emileigh (P1T3) |
| GOOD! FT SHOT by Fair, Amber | 04:47 | 9-2 | H 7 | |
| FOUL by Hudson, Jackie (P1T2) | 04:47 | | | |
| SUB IN : Skinner, T. | 04:47 | | | |
| SUB OUT: Nettles, Tamara | 04:47 | | | |
| | 04:31 | | | MISSED 3 PTR by Swafford,Emileigh |
| | 04:31 | | | REBOUND (OFF) by Boggess, Taylor |
| REBOUND (DEF) by Hudson, Jackie | 04:29 | | | MISSED LAYUP by Boggess, Taylor |
| GOOD! LAYUP by Fair, Raven [PNT] | 04:22 | 11-2 | H 9 | |
| ASSIST by Hudson, Jackie | 04:22 | | | |
| | 04:20 | | | TIMEOUT 30sec |
| BLOCK by Fair, Raven | 04:01 | | | MISSED 3 PTR by Swafford,Emileigh |
| | 04:01 | | | REBOUND (OFF) by (TEAM) |
| BLOCK by Skinner, T. | 03:43 | | | MISSED JUMPER by Davis, Angel |
| REBOUND (DEF) by Fair, Raven | 03:41 | | | |
| MISSED JUMPER by Bynum, Kaleigh | 03:32 | | | REBOUND (DEF) by Davis, Angel |
| REBOUND (DEF) by Fair, Amber | 03:22 | | | MISSED JUMPER by Swafford,Emileigh |
| SUB IN : Nettles, Tamara | 03:16 | | | SUB IN : Dawson, Alex |
| SUB OUT: Bynum, Kaleigh | 03:16 | | | SUB OUT: Davis, Angel |
| MISSED JUMPER by Fair, Amber | 02:57 | | | |
| REBOUND (OFF) by Nettles, Tamara | 02:57 | | | |
| GOOD! JUMPER by Nettles, Tamara [PNT] | 02:54 | 13-2 | H 11 | |
| | 02:29 | | | TURNOVR by Hampton, Madison |
| STEAL by Hudson, Jackie | 02:28 | | | |
| MISSED LAYUP by Fair, Raven | 02:25 | | | |
| REBOUND (OFF) by (TEAM) | 02:25 | | | |
| SUB IN : Reaves, Kealie | 02:17 | | | |
| SUB OUT: Fair, Amber | 02:17 | | | |
| MISSED FT SHOT by Skinner, T. | 02:11 | | | FOUL by Dawson, Alex (P1T4) |
| REBOUND (OFF) by (DEADBALL) | 02:11 | | | |
| GOOD! FT SHOT by Skinner, T. | 02:11 | 14-2 | H 12 | |
| SUB IN : Bynum, Kaleigh | 02:11 | | | |
| SUB OUT: Skinner, T. | 02:11 | | | |
| | 02:01 | 14-4 | H 10 | GOOD! JUMPER by Hampton, Madison |
| GOOD! FT SHOT by Nettles, Tamara | 01:42 | 15-4 | H 11 | FOUL by Crowder, Alyson (P1T5) |
| GOOD! FT SHOT by Nettles, Tamara | 01:42 | 16-4 | H 12 | |
| SUB IN : Fair, Amber | 01:42 | | | SUB IN : Davis, Angel |
| SUB OUT: Hudson, Jackie | 01:42 | | | SUB OUT: Crowder, Alyson |
| | 01:29 | | | MISSED JUMPER by Boggess, Taylor |
| | 01:29 | | | REBOUND (OFF) by Boggess, Taylor |
| FOUL by Nettles, Tamara (P2T3) | 01:24 | | | |
| | 01:22 | 16-5 | H 11 | GOOD! FT SHOT by Boggess, Taylor |
| REBOUND (DEF) by Fair, Amber | 01:22 | | | MISSED FT SHOT by Boggess, Taylor |
| SUB IN : Hudson, Jackie | 01:22 | | | |

| | | | | |
|---|---|---|---|---|
| SUB OUT: Nettles, Tamara | 01:22 | | | |
| MISSED JUMPER by Hudson, Jackie | 01:15 | | | REBOUND (DEF) by Hampton, Madison |
| | 01:06 | | | MISSED 3 PTR by Boggess, Taylor |
| | 01:06 | | | REBOUND (OFF) by Davis, Angel |
| FOUL by Fair, Raven (P1T4) | 01:03 | | | MISSED FT SHOT by Davis, Angel |
| | 01:03 | | | REBOUND (OFF) by (DEADBALL) |
| REBOUND (DEF) by Fair, Raven | 01:03 | | | MISSED FT SHOT by Davis, Angel |
| SUB IN : Skinner, T. | 01:03 | | | |
| SUB OUT: Bynum, Kaleigh | 01:03 | | | |
| GOOD! JUMPER by Fair, Amber [PNT] | 00:07 | 18-5 | H 13 | |
| ASSIST by Hudson, Jackie | 00:07 | | | |
| STEAL by Hudson, Jackie | 00:00 | | | TURNOVR by Davis, Angel |
| GOOD! 3 PTR by Hudson, Jackie | 00:00 | 21-5 | H 16 | |

Union City 21, Meigs County 5

2nd PERIOD Play-by-Play (Page 1)

| HOME TEAM: Union City | TIME | SCORE | MAR | VISITORS: Meigs County |
|---|---|---|---|---|
| | 07:53 | 21-7 | H 14 | GOOD! JUMPER by Swafford,Emileigh [PNT] |
| TURNOVR by Hudson, Jackie | 07:38 | | | |
| | 07:36 | | | STEAL by Davis, Angel |
| | 07:28 | | | TURNOVR by Kilpatrick, Brandi |
| STEAL by Skinner, T. | 07:27 | | | |
| MISSED JUMPER by Fair, Amber | 07:11 | | | BLOCK by Swafford,Emileigh |
| | 07:08 | | | REBOUND (DEF) by Swafford,Emileigh |
| REBOUND (DEF) by Hudson, Jackie | 07:05 | | | MISSED 3 PTR by Davis, Angel |
| SUB IN : Davis, Kristian | 07:01 | | | |
| SUB IN : Skinner, T. | 07:01 | | | |
| SUB OUT: Nettles, Tamara | 07:01 | | | |
| SUB OUT: Bynum, Kaleigh | 07:01 | | | |
| GOOD! JUMPER by Hudson, Jackie [PNT] | 07:00 | 23-7 | H 16 | |
| | 06:31 | | | MISSED 3 PTR by Boggess, Taylor |
| | 06:31 | | | REBOUND (OFF) by Kilpatrick, Brandi |
| REBOUND (DEF) by Skinner, T. | 06:27 | | | MISSED LAYUP by Kilpatrick, Brandi |
| | 06:25 | | | FOUL by Kilpatrick, Brandi (P3T6) |
| SUB IN : Reaves, Kealie | 06:25 | | | SUB IN : Dawson, Alex |
| SUB IN : Bynum, Kaleigh | 06:25 | | | SUB IN : Crowder, Alyson |
| SUB OUT: Davis, Kristian | 06:25 | | | SUB OUT: Swafford,Emileigh |
| SUB OUT: Skinner, T. | 06:25 | | | SUB OUT: Davis, Angel |
| MISSED 3 PTR by Hudson, Jackie | 05:54 | | | REBOUND (DEF) by (TEAM) |
| | 05:35 | 23-10 | H 13 | GOOD! 3 PTR by Hampton, Madison |
| | 05:35 | | | ASSIST by Dawson, Alex |
| GOOD! JUMPER by Fair, Amber [PNT] | 04:58 | 25-10 | H 15 | |
| ASSIST by Hudson, Jackie | 04:58 | | | |
| | 04:48 | | | TURNOVR by Crowder, Alyson |
| STEAL by Fair, Raven | 04:47 | | | |
| MISSED JUMPER by Fair, Amber | 04:44 | | | |
| REBOUND (OFF) by Fair, Amber | 04:44 | | | |
| GOOD! JUMPER by Fair, Amber [PNT] | 04:41 | 27-10 | H 17 | |
| | 04:32 | | | TIMEOUT TEAM |
| SUB IN : Davis, Kristian | 04:32 | | | |
| SUB OUT: Reaves, Kealie | 04:32 | | | |
| FOUL by Davis, Kristian (P1T5) | 04:14 | 27-11 | H 16 | GOOD! FT SHOT by Swafford,Emileigh |
| | 04:14 | 27-12 | H 15 | GOOD! FT SHOT by Swafford,Emileigh |
| | 04:14 | | | SUB IN : Swafford,Emileigh |
| | 04:14 | | | SUB OUT: Kilpatrick, Brandi |
| MISSED 3 PTR by Davis, Kristian | 03:58 | | | |
| REBOUND (OFF) by Davis, Kristian | 03:58 | | | |
| MISSED 3 PTR by Fair, Raven | 03:51 | | | REBOUND (DEF) by Crowder, Alyson |
| | 03:27 | 27-14 | H 13 | GOOD! JUMPER by Hampton, Madison [PNT] |
| MISSED JUMPER by Fair, Amber | 02:51 | | | REBOUND (DEF) by Swafford,Emileigh |
| | 02:43 | 27-16 | H 11 | GOOD! JUMPER by Swafford,Emileigh |
| FOUL by Fair, Amber (P1T6) | 02:43 | 27-17 | H 10 | GOOD! FT SHOT by Swafford,Emileigh |
| SUB IN : Reaves, Kealie | 02:43 | | | |
| SUB OUT: Fair, Amber | 02:43 | | | |
| GOOD! FT SHOT by Nettles, Tamara | 02:14 | 28-17 | H 11 | FOUL by Crowder, Alyson (P2T7) |
| GOOD! FT SHOT by Nettles, Tamara | 02:14 | 29-17 | H 12 | |
| | 02:09 | | | TURNOVR by Swafford,Emileigh |
| TURNOVR by Hudson, Jackie | 01:44 | | | |
| FOUL by Hudson, Jackie (P2T7) | 01:44 | | | |
| | 01:34 | | | MISSED JUMPER by Boggess, Taylor |
| | 01:34 | | | REBOUND (OFF) by Dawson, Alex |
| | 01:32 | | | MISSED JUMPER by Dawson, Alex |
| | 01:32 | | | REBOUND (OFF) by (TEAM) |
| SUB IN : Fair, Amber | 01:23 | | | |

| | | | | |
|---|---|---|---|---|
| SUB OUT: Hudson, Jackie | 01:23 | | | |
| BLOCK by Fair, Amber | 01:21 | | | MISSED JUMPER by Crowder, Alyson |
| | 01:19 | | | REBOUND (OFF) by (TEAM) |
| REBOUND (DEF) by Fair, Amber | 01:06 | | | MISSED 3 PTR by Hampton, Madison |
| FOUL by Fair, Amber (P2T8) | 00:59 | | | |
| TURNOVR by Fair, Amber | 00:59 | | | |
| STEAL by Fair, Raven | 00:30 | | | TURNOVR by Dawson, Alex |
| TIMEOUT 30sec | 00:30 | | | |
| SUB IN : Hudson, Jackie | 00:30 | | | |
| SUB OUT: Reaves, Kealie | 00:30 | | | |
| TURNOVR by Hudson, Jackie | 00:00 | | | STEAL by Crowder, Alyson |

Union City 29, Meigs County 17

3rd PERIOD Play-by-Play (Page 1)

| HOME TEAM: Union City | TIME | SCORE | MAR | VISITORS: Meigs County |
|---|---|---|---|---|
| MISSED JUMPER by Nettles, Tamara | 07:34 | | | |
| REBOUND (OFF) by Bynum, Kaleigh | 07:33 | | | |
| GOOD! FT SHOT by Bynum, Kaleigh | 07:33 | 30-17 | H 13 | FOUL by Davis, Angel (P1T1) |
| GOOD! FT SHOT by Bynum, Kaleigh | 07:33 | 31-17 | H 14 | |
| | 07:12 | | | TURNOVR by Hampton, Madison |
| STEAL by Fair, Raven | 07:11 | | | |
| GOOD! LAYUP by Fair, Raven [FB/PNT] | 07:09 | 33-17 | H 16 | |
| | 06:55 | | | MISSED 3 PTR by Swafford,Emileigh |
| | 06:55 | | | REBOUND (OFF) by Davis, Angel |
| | 06:50 | 33-19 | H 14 | GOOD! JUMPER by Davis, Angel [PNT] |
| MISSED LAYUP by Fair, Amber | 06:34 | | | |
| REBOUND (OFF) by Bynum, Kaleigh | 06:34 | | | |
| GOOD! JUMPER by Fair, Amber [PNT] | 06:30 | 35-19 | H 16 | |
| ASSIST by Bynum, Kaleigh | 06:30 | | | |
| REBOUND (DEF) by Fair, Amber | 06:06 | | | MISSED JUMPER by Kilpatrick, Brandi |
| TURNOVR by Fair, Amber | 06:02 | | | STEAL by Davis, Angel |
| REBOUND (DEF) by Fair, Amber | 06:01 | | | MISSED JUMPER by Boggess, Taylor |
| | 05:45 | | | FOUL by Boggess, Taylor (P1T2) |
| | 05:45 | | | SUB IN : Dawson, Alex |
| | 05:45 | | | SUB OUT: Davis, Angel |
| MISSED LAYUP by Hudson, Jackie | 05:23 | | | |
| REBOUND (OFF) by Hudson, Jackie | 05:23 | | | |
| GOOD! LAYUP by Hudson, Jackie [PNT] | 05:21 | 37-19 | H 18 | |
| | 05:17 | | | TIMEOUT 30sec |
| FOUL by Fair, Raven (P2T1) | 05:06 | | | |
| SUB IN : Reaves, Kealie | 05:06 | | | |
| SUB OUT: Fair, Raven | 05:06 | | | |
| | 04:57 | 37-21 | H 16 | GOOD! JUMPER by Boggess, Taylor |
| MISSED JUMPER by Fair, Amber | 04:26 | | | REBOUND (DEF) by Swafford,Emileigh |
| | 04:20 | 37-23 | H 14 | GOOD! LAYUP by Boggess, Taylor [FB/PNT] |
| | 04:20 | | | ASSIST by Swafford,Emileigh |
| TURNOVR by Fair, Amber | 03:51 | | | |
| SUB IN : Fair, Raven | 03:44 | | | |
| SUB OUT: Fair, Amber | 03:44 | | | |
| REBOUND (DEF) by Nettles, Tamara | 03:35 | | | MISSED JUMPER by Kilpatrick, Brandi |
| | 03:33 | | | FOUL by Hampton, Madison (P1T3) |
| GOOD! JUMPER by Nettles, Tamara | 03:13 | 39-23 | H 16 | |
| ASSIST by Hudson, Jackie | 03:13 | | | |
| | 02:55 | | | TURNOVR by Dawson, Alex |
| STEAL by Fair, Raven | 02:54 | | | |
| GOOD! 3 PTR by Fair, Raven | 02:46 | 42-23 | H 19 | |
| ASSIST by Hudson, Jackie | 02:46 | | | |
| | 02:40 | | | TIMEOUT TEAM |
| | 02:30 | | | TURNOVR by Dawson, Alex |
| STEAL by Bynum, Kaleigh | 02:29 | | | |
| TIMEOUT TEAM | 01:52 | | | |
| | 01:47 | | | FOUL by Hampton, Madison (P2T4) |
| TURNOVR by Bynum, Kaleigh | 01:47 | | | |
| FOUL by Bynum, Kaleigh (P1T2) | 01:37 | 42-24 | H 18 | GOOD! FT SHOT by Kilpatrick, Brandi |
| | 01:37 | 42-25 | H 17 | GOOD! FT SHOT by Kilpatrick, Brandi |
| SUB IN : Fair, Amber | 01:37 | | | SUB IN : Lewis, Megan |
| SUB OUT: Bynum, Kaleigh | 01:37 | | | SUB OUT: Dawson, Alex |
| | 01:25 | | | TURNOVR by Crowder, Alyson |
| TURNOVR by Fair, Raven | 01:14 | | | |
| | 01:13 | | | STEAL by Kilpatrick, Brandi |
| | 00:52 | 42-27 | H 15 | GOOD! JUMPER by Swafford,Emileigh [PNT] |
| SUB IN : Skinner, T. | 00:41 | | | |
| SUB OUT: Nettles, Tamara | 00:41 | | | |
| MISSED JUMPER by Skinner, T. | 00:31 | | | REBOUND (DEF) by Kilpatrick, Brandi |

| | | | | |
|---|---|---|---|---|
| FOUL by Skinner, T. (P1T3) | 00:19 | | | |
| REBOUND (DEF) by Hudson, Jackie | 00:05 | | | MISSED 3 PTR by Hampton, Madison |

Union City 42, Meigs County 27

4th PERIOD Play-by-Play (Page 1)

| HOME TEAM: Union City | TIME | SCORE | MAR | VISITORS: Meigs County |
|---|---|---|---|---|
| FOUL by Reaves, Kealie (P1T4) | 07:52 | | | |
| REBOUND (DEF) by (TEAM) | 07:45 | | | MISSED 3 PTR by Hampton, Madison |
| | 07:32 | | | FOUL by Swafford,Emileigh (P2T5) |
| MISSED LAYUP by Fair, Amber | 07:14 | | | BLOCK by Swafford,Emileigh |
| REBOUND (OFF) by Fair, Amber | 07:13 | | | |
| MISSED LAYUP by Fair, Amber | 07:12 | | | REBOUND (DEF) by Kilpatrick, Brandi |
| REBOUND (DEF) by Bynum, Kaleigh | 06:58 | | | MISSED JUMPER by Boggess, Taylor |
| | 06:50 | | | FOUL by Lewis, Megan (P1T6) |
| SUB IN : Reaves, Kealie | 06:50 | | | |
| SUB OUT: Fair, Raven | 06:50 | | | |
| MISSED JUMPER by Fair, Amber | 06:21 | | | |
| REBOUND (OFF) by Nettles, Tamara | 06:21 | | | |
| MISSED JUMPER by Nettles, Tamara | 06:18 | | | |
| REBOUND (OFF) by Fair, Amber | 06:18 | | | |
| GOOD! LAYUP by Fair, Amber [PNT] | 06:16 | 44-27 | H 17 | |
| | 06:02 | | | TURNOVR by Swafford,Emileigh |
| STEAL by Hudson, Jackie | 06:01 | | | |
| GOOD! FT SHOT by Hudson, Jackie | 04:47 | 45-27 | H 18 | FOUL by Lewis, Megan (P2T7) |
| MISSED FT SHOT by Hudson, Jackie | 04:47 | | | REBOUND (DEF) by Swafford,Emileigh |
| SUB IN : Fair, Raven | 04:47 | | | SUB IN : Lewis, Megan |
| SUB OUT: Fair, Amber | 04:47 | | | SUB OUT: Davis, Angel |
| REBOUND (DEF) by Hudson, Jackie | 04:46 | | | MISSED 3 PTR by Boggess, Taylor |
| TURNOVR by Nettles, Tamara | 04:46 | | | |
| FOUL by Fair, Amber (P3T5) | 04:46 | | | |
| BLOCK by Fair, Amber | 04:46 | | | MISSED JUMPER by Kilpatrick, Brandi |
| | 04:46 | | | REBOUND (OFF) by Kilpatrick, Brandi |
| FOUL by Fair, Amber (P4T6) | 04:46 | 45-28 | H 17 | GOOD! FT SHOT by Kilpatrick, Brandi |
| | 04:46 | 45-29 | H 16 | GOOD! FT SHOT by Kilpatrick, Brandi |
| SUB IN : Fair, Amber | 04:46 | | | |
| SUB OUT: Reaves, Kealie | 04:46 | | | |
| TURNOVR by Bynum, Kaleigh | 04:24 | | | |
| REBOUND (DEF) by Fair, Amber | 04:09 | | | MISSED JUMPER by Kilpatrick, Brandi |
| GOOD! FT SHOT by Fair, Amber | 03:39 | 46-29 | H 17 | FOUL by Swafford,Emileigh (P3T8) |
| GOOD! FT SHOT by Fair, Amber | 03:39 | 47-29 | H 18 | |
| SUB IN : Reaves, Kealie | 03:39 | | | |
| SUB OUT: Fair, Amber | 03:39 | | | |
| | 03:31 | | | MISSED 3 PTR by Davis, Angel |
| | 03:31 | | | REBOUND (OFF) by Swafford,Emileigh |
| FOUL by Nettles, Tamara (P3T7) | 03:30 | 47-30 | H 17 | GOOD! FT SHOT by Swafford,Emileigh |
| | 03:30 | 47-31 | H 16 | GOOD! FT SHOT by Swafford,Emileigh |
| SUB IN : Fair, Amber | 03:30 | | | |
| SUB OUT: Reaves, Kealie | 03:30 | | | |
| GOOD! LAYUP by Fair, Amber [PNT] | 02:50 | 49-31 | H 18 | |
| ASSIST by Hudson, Jackie | 02:50 | | | |
| SUB IN : Reaves, Kealie | 02:28 | | | |
| SUB OUT: Fair, Amber | 02:28 | | | |
| FOUL by Bynum, Kaleigh (P2T8) | 02:11 | 49-32 | H 17 | GOOD! FT SHOT by Swafford,Emileigh |
| | 02:11 | 49-33 | H 16 | GOOD! FT SHOT by Swafford,Emileigh |
| SUB IN : Fair, Amber | 02:11 | | | |
| SUB OUT: Reaves, Kealie | 02:11 | | | |
| TURNOVR by Bynum, Kaleigh | 01:46 | | | |
| | 01:45 | | | STEAL by Swafford,Emileigh |
| FOUL by Fair, Raven (P3T9) | 01:35 | 49-34 | H 15 | GOOD! FT SHOT by Swafford,Emileigh |
| | 01:35 | 49-35 | H 14 | GOOD! FT SHOT by Swafford,Emileigh |
| SUB IN : Skinner, T. | 01:35 | | | SUB IN : Dawson, Alex |
| SUB IN : Bishop, Alivia | 01:35 | | | SUB IN : Woods, Kelsey |
| SUB IN : Vaughn, Tykesha | 01:35 | | | SUB IN : Perkinson, Bailey |
| SUB IN : Davis, Kristian | 01:35 | | | SUB IN : Crowder, Alyson |
| SUB IN : Ware, Essence | 01:35 | | | SUB OUT: Swafford,Emileigh |
| SUB OUT: Nettles, Tamara | 01:35 | | | SUB OUT: Kilpatrick, Brandi |
| SUB OUT: Fair, Raven | 01:35 | | | SUB OUT: Hampton, Madison |
| SUB OUT: Bynum, Kaleigh | 01:35 | | | SUB OUT: Boggess, Taylor |
| SUB OUT: Hudson, Jackie | 01:35 | | | SUB OUT: Lewis, Megan |
| SUB OUT: Fair, Amber | 01:35 | | | |
| TURNOVR by Vaughn, Tykesha | 01:29 | | | |
| | 01:23 | | | MISSED 3 PTR by Crowder, Alyson |
| | 01:23 | | | REBOUND (OFF) by Lewis, Megan |
| | 01:21 | 49-37 | H 12 | GOOD! LAYUP by Lewis, Megan [PNT] |

| | | | | |
|---|---|---|---|---|
| TURNOVR by Ware, Essence | 00:41 | | | |
| | 00:40 | | | STEAL by Lewis, Megan |
| | 00:38 | 49-39 | H 10 | GOOD! LAYUP by Lewis, Megan [FB/PNT] |
| MISSED JUMPER by Vaughn, Tykesha | 00:30 | | | |
| REBOUND (OFF) by Skinner, T. | 00:30 | | | |
| GOOD! FT SHOT by Skinner, T. | 00:21 | 50-39 | H 11 | FOUL by Perkinson, Bailey (P1T9) |
| MISSED FT SHOT by Skinner, T. | 00:21 | | | REBOUND (DEF) by Crowder, Alyson |
| SUB IN : Cawthon, Erica | 00:21 | | | |
| SUB IN : Youngblood, A. | 00:21 | | | |
| SUB OUT: Skinner, T. | 00:21 | | | |
| SUB OUT: Bishop, Alivia | 00:21 | | | |
| | 00:13 | 50-41 | H 9 | GOOD! JUMPER by Perkinson, Bailey |
| | 00:13 | | | ASSIST by Lewis, Megan |
| SUB IN : Young, Kendra | 00:09 | | | |
| SUB OUT: Davis, Kristian | 00:09 | | | |

Union City 50, Meigs County 41

Newspaper Box Score
Meigs County vs Union City
03/07/14 2:45pm at Murphy Center (Murfreesboro, Tenn.)
At Murphy Center (Murfreesboro, Tenn.)
UNION CITY 50, MEIGS COUNTY 41
MEIGS COUNTY (32-5)
Swafford,Emileigh 3-8 11-11 17; Hampton, Madison 3-6 0-0 7; Boggess, Taylor 2-10 1-2 5; Kilpatrick, Brandi 0-5 4-4 4; Lewis, Megan 2-2 0-0 4; Perkinson, Bailey 1-1 0-0 2; Davis, Angel 1-4 0-2 2; Dawson, Alex 0-1 0-0 0; Crowder, Alyson 0-2 0-0 0; Woods, Kelsey 0-0 0-0 0. Totals 12-39 16-19 41.
UNION CITY (36-0)
Fair, Amber 7-20 4-4 19; Nettles, Tamara 3-5 6-6 12; Hudson, Jackie 3-7 1-2 8; Fair, Raven 3-5 0-0 7; Bynum, Kaleigh 0-1 2-2 2; Skinner, T. 0-1 2-4 2; Cawthon, Erica 0-0 0-0 0; Young, Kendra 0-0 0-0 0; Bishop, Alivia 0-0 0-0 0; Youngblood, A. 0-0 0-0 0; Davis, Kristian 0-1 0-0 0; Ware, Essence 0-0 0-0 0; Reaves, Kealie 0-0 0-0 0; Vaughn, Tykesha 0-1 0-0 0. Totals 16-41 15-18 50.

| | | | | | | |
|---|---|---|---|---|---|---|
| Meigs County..... | 5 | 12 | 10 | 14 | - | 41 |
| Union City..... | 21 | 8 | 13 | 8 | - | 50 |

3-point goals--Meigs County 1-13 (Hampton, Madison 1-4; Boggess, Taylor 0-3; Davis, Angel 0-2; Crowder, Alyson 0-1; Swafford,Emileigh 0-3), Union City 3-7 (Fair, Raven 1-2; Hudson, Jackie 1-2; Fair, Amber 1-2; Davis, Kristian 0-1). Fouled out--Meigs County-None, Union City-None. Rebounds--Meigs County 25 (Swafford,Emileigh 5), Union City 31 (Fair, Amber 11). Assists--Meigs County 3 (Dawson, Alex 1; Lewis, Megan 1; Swafford,Emileigh 1), Union City 8 (Hudson, Jackie 7). Total fouls--Meigs County 16, Union City 17. Technical fouls--Meigs County-None, Union City-None.

Meigs County vs Union City (03/07/14 - Period 4 00:00)

| POINTS OFF TURNOVERS | 1 | 2 | 3 | 4 - Tot |
|---|---|---|---|---|
| Meigs County..... | 0 | 0 | 4 | 8 - 12 |
| Union City..... | 13 | 2 | 5 | 1 - 21 |

| POINTS IN PAINT | 1 | 2 | 3 | 4 - Tot |
|---|---|---|---|---|
| Meigs County..... | 0 | 4 | 6 | 4 - 14 |
| Union City..... | 8 | 6 | 6 | 4 - 24 |

| 2ND CHANCE POINTS | 1 | 2 | 3 | 4 - Tot |
|---|---|---|---|---|
| Meigs County..... | 1 | 0 | 2 | 6 - 9 |
| Union City..... | 5 | 2 | 6 | 3 - 16 |

| FAST BREAK POINTS | 1 | 2 | 3 | 4 - Tot |
|---|---|---|---|---|
| Meigs County..... | 0 | 0 | 2 | 2 - 4 |
| Union City..... | 0 | 0 | 2 | 0 - 2 |

| BENCH POINTS | 1 | 2 | 3 | 4 - Tot |
|---|---|---|---|---|
| Meigs County..... | 0 | 0 | 0 | 6 - 6 |
| Union City..... | 1 | 0 | 0 | 1 - 2 |

| SCORE TIED BY | 1 | 2 | 3 | 4 - Tot |
|---|---|---|---|---|
| Meigs County..... | 0 | 0 | 0 | 0 - 0 |
| Union City..... | 0 | 0 | 0 | 0 - 0 |

| LEAD GAINED BY | 1 | 2 | 3 | 4 - Tot |
|---|---|---|---|---|
| Meigs County..... | 0 | 0 | 0 | 0 - 0 |
| Union City..... | 0 | 0 | 0 | 0 - 0 |

# 1995 Class AA State Girls' Basketball Tournament

## March 8 - March 11, 1995 · Middle Tennessee State University - Murfreesboro

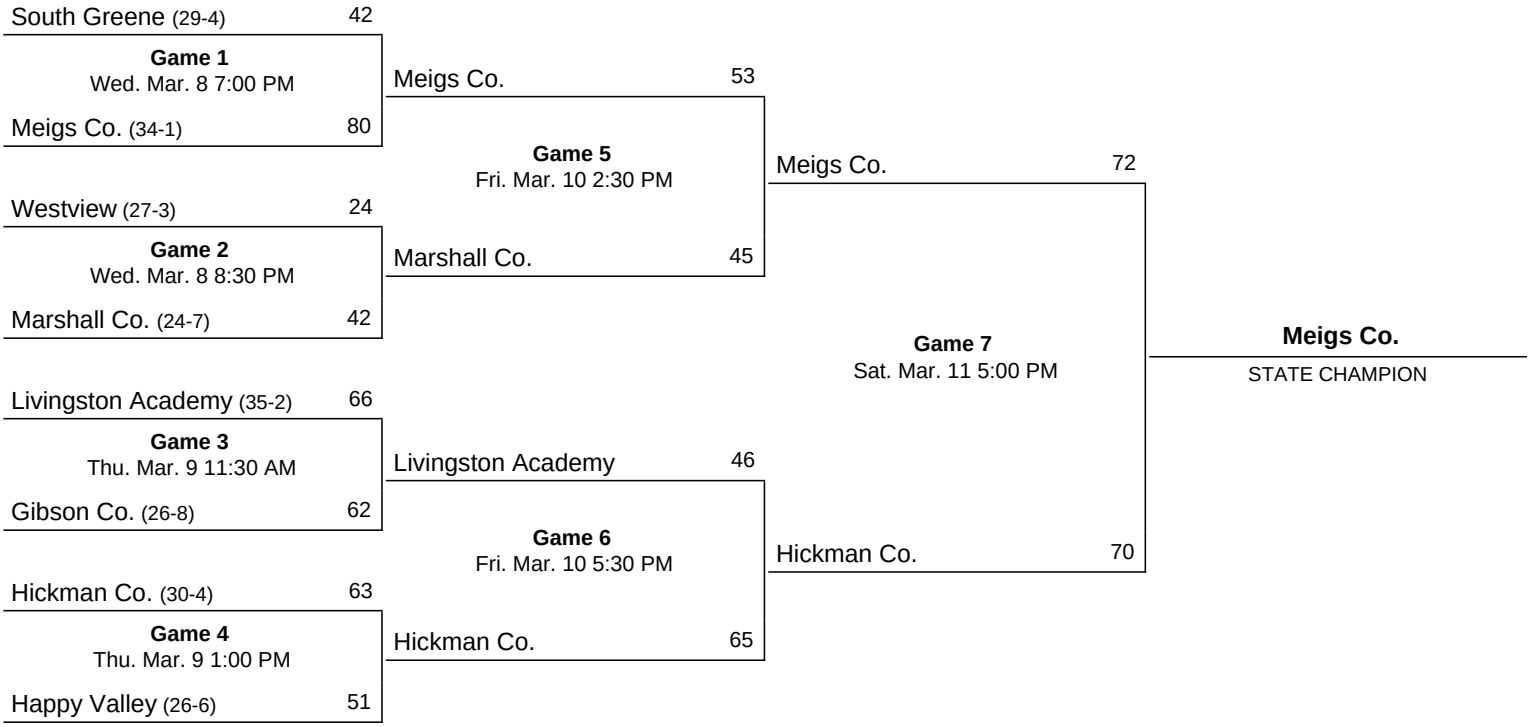

AA

010

OFFICIAL NCAA BASKETBALL BOX SCORE — Site: MURFREESBORO, TENN.

MEIGS COUNTY HIGH SCHOOL (35-1) — Date: March 8, 1995

| | MCHS (VISITORS) | | Total FG | Total AT | 3-Pts FG | 3-Pts AT | FT | FT AT | Rebounds OF | Rebounds DF | Rebounds To | PF | TP | A | TO | BK | ST | MN |
|---|---|---|---|---|---|---|---|---|---|---|---|---|---|---|---|---|---|---|
| 31 | Grooms, Denise | f | 3 | 7 | 1 | 4 | 5 | 6 | 0 | 3 | 3 | 3 | 12 | 2 | 0 | 0 | 4 | 26 |
| 33 | Simmons, Tanya | f | 2 | 4 | 0 | 1 | 0 | 1 | 2 | 5 | 7 | 3 | 4 | 4 | 3 | 0 | 2 | 27 |
| 43 | Jones, Leah | c | 6 | 10 | 0 | 0 | 1 | 2 | 2 | 1 | 3 | 3 | 13 | 3 | 0 | 0 | 1 | 28 |
| 3 | Irwin, Pam | g | 8 | 10 | 1 | 2 | 3 | 3 | 1 | 3 | 4 | 4 | 20 | 2 | 2 | 1 | 4 | 21 |
| 13 | Greene, Misty | g | 10 | 18 | 0 | 3 | 7 | 11 | 2 | 5 | 7 | 3 | 27 | 3 | 2 | 0 | 3 | 28 |
| 15 | Meadows, Wendy | | 0 | 1 | 0 | 0 | 0 | 0 | 0 | 0 | 0 | 0 | 0 | 0 | 0 | 0 | 0 | 4 |
| 21 | Renner, Danah | | 1 | 2 | 0 | 0 | 0 | 0 | 1 | 0 | 1 | 0 | 2 | 0 | 0 | 0 | 1 | 4 |
| 25 | Letner, Becky | | 0 | 1 | 0 | 0 | 0 | 0 | 0 | 0 | 0 | 0 | 0 | 2 | 0 | 0 | 0 | 13 |
| 45 | Oran, Crystal | | 0 | 0 | 0 | 0 | 0 | 0 | 1 | 0 | 1 | 0 | 0 | 0 | 1 | 0 | 0 | 4 |
| 53 | Wilson, Amber | | 1 | 2 | 0 | 0 | 0 | 0 | 0 | 0 | 0 | 1 | 2 | 0 | 0 | 0 | 0 | 5 |
| 11 | Hutsell, Cindy | | 0 | 0 | 0 | 0 | 0 | 0 | 0 | 0 | 0 | 0 | 0 | 0 | 0 | 0 | 0 | 0+ |
| 41 | Brown, Autumn | | 0 | 0 | 0 | 0 | 0 | 0 | 0 | 0 | 0 | 0 | 0 | 0 | 0 | 0 | 1 | 0+ |
| 55 | Harris, Nacole | | -- | -- | -- | -- | -- | -- | -- | -- | -- | -- | -- | -- | -- | -- | -- | DNP |
| | Team Totals | | | | | | | | 0 | 0 | 0 | | | | 0 | | | |
| | TOTALS | | 31 | 55 | 2 | 10 | 16 | 23 | 9 | 17 | 26 | 17 | 80 | 16 | 8 | 1 | 16 | 160 |

Deadball Rebounds: 4, 0: 4

| | | | | | | |
|---|---|---|---|---|---|---|
| Tot FG %: | 1st Half: | 17-28 | .607 | 2nd Half: 14-27 | .519 | Game: .564 |
| 3-Pt FG %: | 1st Half: | 1- 6 | .167 | 2nd Half: 1- 4 | .250 | Game: .200 |
| FT % : | 1st Half: | 6-10 | .600 | 2nd Half: 10-13 | .769 | Game: .696 |

SOUTH GREENE HIGH SCHOOL (29-5)

| | SGHS (HOME) | | Total FG | Total AT | 3-Pts FG | 3-Pts AT | FT | FT AT | Rebounds OF | Rebounds DF | Rebounds To | PF | TP | A | TO | BK | ST | MN |
|---|---|---|---|---|---|---|---|---|---|---|---|---|---|---|---|---|---|---|
| 20 | Huff, Kelly | f | 0 | 2 | 0 | 0 | 0 | 0 | 1 | 1 | 2 | 1 | 0 | 0 | 1 | 0 | 0 | 18 |
| 44 | Whaley, Carmen | f | 0 | 3 | 0 | 1 | 2 | 2 | 0 | 0 | 0 | 5 | 2 | 1 | 1 | 0 | 0 | 13 |
| 50 | Booth, Debbi | c | 7 | 15 | 0 | 0 | 2 | 3 | 1 | 2 | 3 | 4 | 16 | 0 | 2 | 0 | 0 | 28 |
| 14 | Coffey, Chrystal | g | 1 | 5 | 0 | 3 | 2 | 2 | 0 | 0 | 0 | 1 | 4 | 3 | 4 | 0 | 0 | 23 |
| 40 | Dunn, Melissa | g | 4 | 8 | 0 | 0 | 2 | 2 | 2 | 7 | 9 | 1 | 10 | 0 | 7 | 0 | 0 | 27 |
| 10 | Holt, Pam | | 0 | 0 | 0 | 0 | 0 | 0 | 0 | 0 | 0 | 0 | 0 | 0 | 0 | 0 | 0 | 2 |
| 30 | Brotherton, Kari | | 0 | 0 | 0 | 0 | 0 | 0 | 0 | 0 | 0 | 0 | 0 | 0 | 2 | 0 | 0 | 4 |
| 32 | Williams, Cassidy | | 0 | 2 | 0 | 1 | 2 | 2 | 1 | 4 | 5 | 2 | 2 | 1 | 7 | 0 | 0 | 18 |
| 42 | Haire, Shalene | | 1 | 3 | 0 | 0 | 6 | 6 | 2 | 4 | 6 | 2 | 8 | 3 | 0 | 0 | 0 | 27 |
| 54 | Shelton, Tara | | 0 | 0 | 0 | 0 | 0 | 0 | 0 | 0 | 0 | 0 | 0 | 0 | 0 | 0 | 0 | 1 |
| 11 | Myers, Mandie | | 0 | 0 | 0 | 0 | 0 | 0 | 0 | 0 | 0 | 0 | 0 | 0 | 1 | 0 | 0 | 0+ |
| 21 | Collins, Melanie | | 0 | 0 | 0 | 0 | 0 | 0 | 0 | 0 | 0 | 0 | 0 | 0 | 0 | 0 | 0 | 0+ |
| 31 | Neas, Kelli | | 0 | 0 | 0 | 0 | 0 | 0 | 0 | 0 | 0 | 0 | 0 | 0 | 0 | 0 | 0 | 0+ |
| | Team Totals | | | | | | | | 1 | 0 | 1 | | | | 0 | | | |
| | TOTALS | | 13 | 38 | 0 | 5 | 16 | 17 | 8 | 18 | 26 | 16 | 42 | 8 | 25 | 0 | 0 | 160 |

Deadball Rebounds: 1, 0: 1

| | | | | | | |
|---|---|---|---|---|---|---|
| Tot FG %: | 1st Half: | 5-17 | .294 | 2nd Half: 8-21 | .381 | Game: .342 |
| 3-Pt FG %: | 1st Half: | 0- 3 | .000 | 2nd Half: 0- 2 | .000 | Game: .000 |
| FT % : | 1st Half: | 8- 8 | 1.000 | 2nd Half: 8- 9 | .889 | Game: .941 |

| | 1st | 2nd | OT | OT | Tot |
|---|---|---|---|---|---|
| MCHS | 41 | 39 | | | 80 |
| SGHS | 18 | 24 | | | 42 |

OFFICIALS: LEE MOSS,BRIAN BARRACH,DALE CLARK

Technical Fouls: SGHS COACH;SGHS COACH-EJECTED

Attendance: TBA

Comments: TSSAA CLASS AA QUARTERFINALS

| | 1 | 2 | 3 | 4 | Final |
|---|---|---|---|---|---|
| Meigs County | 24 | 17 | 19 | 20 | 80 |
| South Greene | 2 | 16 | 12 | 12 | 42 |

01 AA

CURRENT STATS - HALFTIME CompuSTATS / San Diego,CA (619)296-7834

MEIGS COUNTY HIGH SCHOOL Date: March 8, 1995

| | MCHS (VISITORS) | | FG | AT | 3-pts FG | 3-pts AT | FT | AT | OF | DF | To | PF | TP | A | TO | BK | ST | MN |
|---|---|---|---|---|---|---|---|---|---|---|---|---|---|---|---|---|---|---|
| 31 | Grooms,Denise | f | 3 | 7 | 1* | 4* | 1 | 2 | 0 | 1 | 1 | 0 | 8 | 1 | 0 | 0 | 3* | 16 |
| 33 | Simmons,Tanya | f | 2 | 2 | 0 | 0 | 0 | 0 | 1* | 3* | 4* | 2 | 4 | 1 | 2* | 0 | 2 | 13 |
| 43 | Jones,Leah | c | 2 | 4 | 0 | 0 | 0 | 0 | 1* | 1 | 2 | 2 | 4 | 2* | 0 | 0 | 1 | 16 |
| 03 | Irwin,Pam | g | 5* | 6 | 0 | 0 | 1 | 1 | 0 | 1 | 1 | 3* | 11 | 1 | 1 | 1* | 1 | 12 |
| 13 | Greene,Misty | g | 5* | 9* | 0 | 2 | 4* | 7* | 1* | 3* | 4* | 2 | 14*< | 2* | 0 | 0 | 2 | 15 |
| 11 | Hutsell,Cindy | | 0 | 0 | 0 | 0 | 0 | 0 | 0 | 0 | 0 | 0 | 0 | 0 | 0 | 0 | 0 | 0 |
| 15 | Meadows,Wendy | | 0 | 0 | 0 | 0 | 0 | 0 | 0 | 0 | 0 | 0 | 0 | 0 | 0 | 0 | 0 | 0 |
| 21 | Renner,Danah | | 0 | 0 | 0 | 0 | 0 | 0 | 0 | 0 | 0 | 0 | 0 | 0 | 0 | 0 | 0 | 0 |
| 25 | Letner,Becky | | 0 | 0 | 0 | 0 | 0 | 0 | 0 | 0 | 0 | 0 | 0 | 1 | 0 | 0 | 0 | 7 |
| 41 | Brown,Autumn | | 0 | 0 | 0 | 0 | 0 | 0 | 0 | 0 | 0 | 0 | 0 | 0 | 0 | 0 | 0 | 0 |
| 45 | Oran,Crystal | | 0 | 0 | 0 | 0 | 0 | 0 | 0 | 0 | 0 | 0 | 0 | 0 | 0 | 0 | 0 | 0 |
| 53 | Wilson,Amber | | 0 | 0 | 0 | 0 | 0 | 0 | 0 | 0 | 0 | 0 | 0 | 0 | 0 | 0 | 0 | 1 |
| 55 | Harris,Nacole | | 0 | 0 | 0 | 0 | 0 | 0 | 0 | 0 | 0 | 0 | 0 | 0 | 0 | 0 | 0 | 0 |
| | Team Totals | | | | | | | | 0 | 0 | 0 | | | | 3 | | | |
| | TOTALS | | 17 | 28 | 1 | 6 | 6 | 10 | 3 | 9 | 12 | 9 | 41 | 8 | 3 | 1 | 9 | 80 |

Deadball Rebounds: 2, 0: 2

| | | | | | | | | |
|---|---|---|---|---|---|---|---|---|
| Tot FG %: | 1st Half: | 17-28 | .607 | 2nd Half: | 0- 0 | .000 | Game: | .607 |
| 3-Pt FG %: | 1st Half: | 1- 6 | .167 | 2nd Half: | 0- 0 | .000 | Game: | .167 |
| FT % : | 1st Half: | 6-10 | .600 | 2nd Half: | 0- 0 | .000 | Game: | .600 |

SOUTH GREENE HIGH SCHOOL

| | SGHS (HOME) | | FG | AT | 3-Pts FG | 3-Pts AT | FT | AT | OF | DF | To | PF | TP | A | TO | BK | ST | MN |
|---|---|---|---|---|---|---|---|---|---|---|---|---|---|---|---|---|---|---|
| 20 | Huff,Kelly | f | 0 | 1 | 0 | 0 | 0 | 0 | 0 | 1 | 1 | 0 | 0 | 0 | 1 | 0 | 0 | 12 |
| 44 | Whaley,Carmen | f | 0 | 0 | 0 | 0 | 0 | 0 | 0 | 0 | 0 | 3* | 0 | 0 | 1 | 0 | 0 | 4 |
| 50 | Booth,Debbi | c | 3* | 6* | 0 | 0 | 0 | 0 | 0 | 1 | 1 | 2 | 6*< | 0 | 1 | 0 | 0 | 12 |
| 14 | Coffey,Chrystal | g | 1 | 5 | 0 | 3* | 2 | 2 | 0 | 0 | 0 | 0 | 4 | 2* | 2 | 0 | 0 | 16 |
| 40 | Dunn,Melissa | g | 1 | 3 | 0 | 0 | 0 | 0 | 0 | 4* | 4* | 1 | 2 | 0 | 2 | 0 | 0 | 13 |
| 10 | Holt,Pam | | 0 | 0 | 0 | 0 | 0 | 0 | 0 | 0 | 0 | 0 | 0 | 0 | 0 | 0 | 0 | 0 |
| 11 | Myers,Mandie | | 0 | 0 | 0 | 0 | 0 | 0 | 0 | 0 | 0 | 0 | 0 | 0 | 0 | 0 | 0 | 0 |
| 21 | Collins,Melanie | | 0 | 0 | 0 | 0 | 0 | 0 | 0 | 0 | 0 | 0 | 0 | 0 | 0 | 0 | 0 | 0 |
| 30 | Brotherton,Kari | | 0 | 0 | 0 | 0 | 0 | 0 | 0 | 0 | 0 | 0 | 0 | 0 | 0 | 0 | 0 | 0 |
| 31 | Neas,Kelli | | 0 | 0 | 0 | 0 | 0 | 0 | 0 | 0 | 0 | 0 | 0 | 0 | 0 | 0 | 0 | 0 |
| 32 | Williams,Cassidy | | 0 | 1 | 0 | 0 | 2 | 2 | 1* | 2 | 3 | 1 | 2 | 1 | 5* | 0 | 0 | 10 |
| 42 | Haire,Shalene | | 0 | 1 | 0 | 0 | 4* | 4* | 1* | 2 | 3 | 1 | 4 | 0 | 0 | 0 | 0 | 12 |
| 54 | Shelton,Tara | | 0 | 0 | 0 | 0 | 0 | 0 | 0 | 0 | 0 | 0 | 0 | 0 | 0 | 0 | 0 | 1 |
| | Team Totals | | | | | | | | 1 | 0 | 1 | | | | 12 | | | |
| | TOTALS | | 5 | 17 | 0 | 3 | 8 | 8 | 3 | 10 | 13 | 8 | 18 | 3 | 12 | 0 | 0 | 80 |

Deadball Rebounds: 0, 0: 0

| | | | | | | | | |
|---|---|---|---|---|---|---|---|---|
| Tot FG %: | 1st Half: | 5-17 | .294 | 2nd Half: | 0- 0 | .000 | Game: | .294 |
| 3-Pt FG %: | 1st Half: | 0- 3 | .000 | 2nd Half: | 0- 0 | .000 | Game: | .000 |
| FT % : | 1st Half: | 8- 8 | 1.000 | 2nd Half: | 0- 0 | .000 | Game: | 1.000 |

* - Denotes high in that category

SGHS: largest lead: 0 No. of leads: 0
MCHS: largest lead: 26 No. of leads: 1

Lead Changes: 0 No. of Ties: 0

| | 1 | 2 |
|---|---|---|
| Meigs County | 24 | 17 |
| South Greene | 2 | 16 |

010

OFFICIAL NCAA BASKETBALL BOX SCORE — Site: MURFREESBORO, TENN.

MARSHALL COUNTY HIGH SCHOOL (25-8) — Date: March 10, 1995

| MAHS (VISITORS) | | | Total FG | Total AT | 3-Pts FG | 3-Pts AT | FT | AT | Rebounds OF | DF | To | PF | TP | A | TO | BK | ST | MN |
|---|---|---|---|---|---|---|---|---|---|---|---|---|---|---|---|---|---|---|
| 21 | GILBERT, MIKITA | f | 4 | 6 | 0 | 0 | 3 | 4 | 1 | 3 | 4 | 3 | 11 | 0 | 0 | 0 | 0 | 22 |
| 30 | KLINK, SHERRI | f | 3 | 5 | 0 | 0 | 1 | 1 | 2 | 3 | 5 | 2 | 7 | 0 | 1 | 0 | 1 | 25 |
| 32 | HAISLIP, NICKY | c | 0 | 4 | 0 | 2 | 1 | 2 | 2 | 1 | 3 | 4 | 1 | 2 | 3 | 0 | 0 | 23 |
| 24 | MORRIS, JILL | g | 6 | 15 | 1 | 6 | 3 | 4 | 0 | 3 | 3 | 3 | 16 | 2 | 4 | 0 | 2 | 32 |
| 25 | MAXWELL, ANGIE | g | 3 | 5 | 0 | 0 | 0 | 0 | 2 | 6 | 8 | 4 | 6 | 4 | 1 | 1 | 0 | 32- |
| 22 | FAGAN, LISA | | 0 | 0 | 0 | 0 | 0 | 0 | 0 | 0 | 0 | 3 | 0 | 0 | 0 | 0 | 0 | 7 |
| 23 | PARKS, CANDACE | | 2 | 6 | 0 | 1 | 0 | 0 | 2 | 1 | 3 | 1 | 4 | 2 | 1 | 0 | 2 | 19 |
| 11 | REESE, STEPHANIE | | -- | -- | -- | -- | -- | -- | -- | -- | -- | -- | -- | -- | -- | -- | -- | DNP |
| 13 | CRUTCHER, NAKIA | | -- | -- | -- | -- | -- | -- | -- | -- | -- | -- | -- | -- | -- | -- | -- | DNP |
| 14 | DAVIS, ANDREA | | -- | -- | -- | -- | -- | -- | -- | -- | -- | -- | -- | -- | -- | -- | -- | DNP |
| 15 | HEIRHOLZER, DAWN | | -- | -- | -- | -- | -- | -- | -- | -- | -- | -- | -- | -- | -- | -- | -- | DNP |
| 31 | KNICKERBOCKER, CHERIE | | -- | -- | -- | -- | -- | -- | -- | -- | -- | -- | -- | -- | -- | -- | -- | DNP |
| 33 | DAVIS, LAMECIA | | -- | -- | -- | -- | -- | -- | -- | -- | -- | -- | -- | -- | -- | -- | -- | DNP |
| | Team Totals | | | | | | | | 0 | 1 | 1 | | | | 0 | | | |
| | TOTALS | | 18 | 41 | 1 | 9 | 8 | 11 | 9 | 18 | 27 | 20 | 45 | 10 | 10 | 1 | 5 | 160 |

Deadball Rebounds: 2, 0: 2

| | | | | | | | | |
|---|---|---|---|---|---|---|---|---|
| Tot FG %: | 1st Half: | 11-20 | .550 | 2nd Half: | 7-21 | .333 | Game: | .439 |
| 3-Pt FG %: | 1st Half: | 1- 2 | .500 | 2nd Half: | 0- 7 | .000 | Game: | .111 |
| FT % : | 1st Half: | 1- 1 | 1.000 | 2nd Half: | 7-10 | .700 | Game: | .727 |

MEIGS COUNTY HIGH SCHOOL (36-1)

| MCHS (HOME) | | | Total FG | Total AT | 3-Pts FG | 3-Pts AT | FT | AT | Rebounds OF | DF | To | PF | TP | A | TO | BK | ST | MN |
|---|---|---|---|---|---|---|---|---|---|---|---|---|---|---|---|---|---|---|
| 3 | Irwin, Pam | f | 5 | 6 | 0 | 0 | 4 | 5 | 1 | 1 | 2 | 2 | 14 | 1 | 2 | 1 | 3 | 31 |
| 31 | Grooms, Denise | f | 4 | 9 | 2 | 4 | 3 | 6 | 1 | 3 | 4 | 2 | 13 | 1 | 2 | 0 | 1 | 32 |
| 13 | Greene, Misty | c | 6 | 12 | 1 | 4 | 4 | 6 | 1 | 5 | 6 | 3 | 17 | 1 | 0 | 0 | 1 | 32 |
| 35 | Simmons, Tanya | g | 2 | 4 | 0 | 1 | 0 | 0 | 0 | 5 | 5 | 4 | 4 | 2 | 2 | 0 | 0 | 16 |
| 43 | Jones, Leah | g | 2 | 5 | 0 | 1 | 1 | 2 | 1 | 0 | 1 | 2 | 5 | 4 | 4 | 0 | 4 | 32- |
| 25 | Letner, Becky | | 0 | 0 | 0 | 0 | 0 | 0 | 1 | 0 | 1 | 0 | 0 | 1 | 0 | 0 | 0 | 17 |
| 11 | Hutsell, Cindy | | -- | -- | -- | -- | -- | -- | -- | -- | -- | -- | -- | -- | -- | -- | -- | DNP |
| 15 | Meadows, Wendy | | -- | -- | -- | -- | -- | -- | -- | -- | -- | -- | -- | -- | -- | -- | -- | DNP |
| 21 | Renner, Danah | | -- | -- | -- | -- | -- | -- | -- | -- | -- | -- | -- | -- | -- | -- | -- | DNP |
| 41 | Brown, Autumn | | -- | -- | -- | -- | -- | -- | -- | -- | -- | -- | -- | -- | -- | -- | -- | DNP |
| 45 | Oran, Crystal | | -- | -- | -- | -- | -- | -- | -- | -- | -- | -- | -- | -- | -- | -- | -- | DNP |
| 53 | Wilson, Amber | | -- | -- | -- | -- | -- | -- | -- | -- | -- | -- | -- | -- | -- | -- | -- | DNP |
| 55 | Harris, Nacole | | -- | -- | -- | -- | -- | -- | -- | -- | -- | -- | -- | -- | -- | -- | -- | DNP |
| | Team Totals | | | | | | | | 0 | 1 | 1 | | | | 0 | | | |
| | TOTALS | | 19 | 36 | 3 | 10 | 12 | 19 | 5 | 15 | 20 | 13 | 53 | 10 | 10 | 1 | 9 | 160 |

Deadball Rebounds: 1, 0: 1

| | | | | | | | | |
|---|---|---|---|---|---|---|---|---|
| Tot FG %: | 1st Half: | 12-21 | .571 | 2nd Half: | 7-15 | .467 | Game: | .528 |
| 3-Pt FG %: | 1st Half: | 1- 3 | .333 | 2nd Half: | 2- 7 | .286 | Game: | .300 |
| FT % : | 1st Half: | 4- 6 | .667 | 2nd Half: | 8-13 | .615 | Game: | .632 |

| | 1st | 2nd | OT | OT | Tot |
|---|---|---|---|---|---|
| MAHS | 24 | 21 | | | 45 |
| MCHS | 29 | 24 | | | 53 |

| | 1 | 2 | 3 | 4 | FINAL |
|---|---|---|---|---|---|
| Marshall County | 13 | 11 | 10 | 11 | 45 |
| Meigs County | 16 | 13 | 12 | 12 | 53 |

OFFICIALS: DALE CLARK, DAN BENNETT, JOHN BAILEY

Technical Fouls: none

Attendance: 3982

Comments: TSSAA CLASS AA SEMIFINALS

01
CURRENT STATS - HALFTIME CompuSTATS / San Diego,CA (619)296-7834

MARSHALL COUNTY HIGH SCHOOL Date: March 10, 1995

| MAHS (VISITORS) | | FG | AT | FG | AT | FT | AT | OF | DF | To | PF | TP | A | TO | BK | ST | MN |
|---|---|---|---|---|---|---|---|---|---|---|---|---|---|---|---|---|---|
| | | Total-3-pts | | | | | | Rebounds | | | | | | | | | |
| 21 GILBERT,MIKITA | f | 2 | 3 | 0 | 0 | 0 | 0 | 0 | 2* | 2 | 3* | 4 | 0 | 0 | 0 | 0 | 7 |
| 30 KLINK,SHERRI | f | 1 | 2 | 0 | 0 | 0 | 0 | 2* | 2* | 4* | 0 | 2 | 0 | 0 | 0 | 0 | 11 |
| 32 HAISLIP,NICKY | c | 0 | 2 | 0 | 1* | 0 | 0 | 1 | 1 | 2 | 2 | 0 | 2* | 2 | 0 | 0 | 16 |
| 24 MORRIS,JILL | g | 4* | 6* | 1* | 1* | 1* | 1* | 0 | 1 | 1 | 0 | 10*< | 2* | 3* | 0 | 1* | 16 |
| 25 MAXWELL,ANGIE | g | 3 | 4 | 0 | 0 | 0 | 0 | 0 | 2* | 2 | 1 | 6 | 2* | 0 | 0 | 0 | 16 |
| 11 REESE,STEPHANIE | | 0 | 0 | 0 | 0 | 0 | 0 | 0 | 0 | 0 | 0 | 0 | 0 | 0 | 0 | 0 | 0 |
| 13 CRUTCHER,NAKIA | | 0 | 0 | 0 | 0 | 0 | 0 | 0 | 0 | 0 | 0 | 0 | 0 | 0 | 0 | 0 | 0 |
| 14 DAVIS,ANDREA | | 0 | 0 | 0 | 0 | 0 | 0 | 0 | 0 | 0 | 0 | 0 | 0 | 0 | 0 | 0 | 0 |
| 15 HEIRHOLZER,DAWN | | 0 | 0 | 0 | 0 | 0 | 0 | 0 | 0 | 0 | 0 | 0 | 0 | 0 | 0 | 0 | 0 |
| 22 FAGAN,LISA | | 0 | 0 | 0 | 0 | 0 | 0 | 0 | 0 | 0 | 1 | 0 | 0 | 0 | 0 | 0 | 5 |
| 23 PARKS,CANDACE | | 1 | 3 | 0 | 0 | 0 | 0 | 0 | 0 | 0 | 1 | 2 | 1 | 0 | 0 | 0 | 9 |
| 31 KNICKERBOCKER,CHERIE | | 0 | 0 | 0 | 0 | 0 | 0 | 0 | 0 | 0 | 0 | 0 | 0 | 0 | 0 | 0 | 0 |
| 33 DAVIS,LAMECIA | | 0 | 0 | 0 | 0 | 0 | 0 | 0 | 0 | 0 | 0 | 0 | 0 | 0 | 0 | 0 | 0 |
| Team Totals | | | | | | | | 0 | 0 | 0 | | | | 5 | | | |
| TOTALS | | 11 | 20 | 1 | 2 | 1 | 1 | 3 | 8 | 11 | 8 | 24 | 7 | 5 | 0 | 1 | 80 |

Deadball Rebounds: 0, 0: 0

| | | | | | | |
|---|---|---|---|---|---|---|
| Tot FG %: | 1st Half: | 11-20 .550 | 2nd Half: | 0- 0 .000 | Game: | .550 |
| 3-Pt FG %: | 1st Half: | 1- 2 .500 | 2nd Half: | 0- 0 .000 | Game: | .500 |
| FT % : | 1st Half: | 1- 1 1.000 | 2nd Half: | 0- 0 .000 | Game: | 1.000 |

MEIGS COUNTY HIGH SCHOOL

| MCHS (HOME) | | FG | AT | FG | AT | FT | AT | OF | DF | To | PF | TP | A | TO | BK | ST | MN |
|---|---|---|---|---|---|---|---|---|---|---|---|---|---|---|---|---|---|
| | | Total-3-Pts | | | | | | Rebounds | | | | | | | | | |
| 03 Irwin,Pam | f | 2 | 2 | 0 | 0 | 0 | 0 | 0 | 1 | 1 | 2* | 4 | 1 | 1 | 0 | 1 | 15 |
| 31 Grooms,Denise | f | 2 | 6 | 0 | 1* | 1 | 2 | 1* | 1 | 2* | 0 | 5 | 1 | 0 | 0 | 0 | 16 |
| 13 Greene,Misty | c | 5* | 7* | 1* | 1* | 3* | 4* | 0 | 2* | 2* | 1 | 14*< | 1 | 0 | 0 | 0 | 16 |
| 35 Simmons,Tanya | g | 1 | 3 | 0 | 1* | 0 | 0 | 0 | 2* | 2* | 1 | 2 | 2 | 2* | 0 | 0 | 8 |
| 43 Jones,Leah | g | 2 | 3 | 0 | 0 | 0 | 0 | 1* | 0 | 1 | 1 | 4 | 3* | 1 | 0 | 3* | 16 |
| 11 Hutsell,Cindy | | 0 | 0 | 0 | 0 | 0 | 0 | 0 | 0 | 0 | 0 | 0 | 0 | 0 | 0 | 0 | 0 |
| 15 Meadows,Wendy | | 0 | 0 | 0 | 0 | 0 | 0 | 0 | 0 | 0 | 0 | 0 | 0 | 0 | 0 | 0 | 0 |
| 21 Renner,Danah | | 0 | 0 | 0 | 0 | 0 | 0 | 0 | 0 | 0 | 0 | 0 | 0 | 0 | 0 | 0 | 0 |
| 25 Letner,Becky | | 0 | 0 | 0 | 0 | 0 | 0 | 1* | 0 | 1 | 0 | 0 | 1 | 0 | 0 | 0 | 9 |
| 41 Brown,Autumn | | 0 | 0 | 0 | 0 | 0 | 0 | 0 | 0 | 0 | 0 | 0 | 0 | 0 | 0 | 0 | 0 |
| 45 Oran,Crystal | | 0 | 0 | 0 | 0 | 0 | 0 | 0 | 0 | 0 | 0 | 0 | 0 | 0 | 0 | 0 | 0 |
| 53 Wilson,Amber | | 0 | 0 | 0 | 0 | 0 | 0 | 0 | 0 | 0 | 0 | 0 | 0 | 0 | 0 | 0 | 0 |
| 55 Harris,Nacole | | 0 | 0 | 0 | 0 | 0 | 0 | 0 | 0 | 0 | 0 | 0 | 0 | 0 | 0 | 0 | 0 |
| Team Totals | | | | | | | | 0 | 0 | 0 | | | | 4 | | | |
| TOTALS | | 12 | 21 | 1 | 3 | 4 | 6 | 3 | 6 | 9 | 5 | 29 | 9 | 4 | 0 | 4 | 80 |

Deadball Rebounds: 0, 0: 0

| | | | | | | |
|---|---|---|---|---|---|---|
| Tot FG %: | 1st Half: | 12-21 .571 | 2nd Half: | 0- 0 .000 | Game: | .571 |
| 3-Pt FG %: | 1st Half: | 1- 3 .333 | 2nd Half: | 0- 0 .000 | Game: | .333 |
| FT % : | 1st Half: | 4- 6 .667 | 2nd Half: | 0- 0 .000 | Game: | .667 |

* - Denotes high in that category

MCHS: largest lead: 6 No. of leads: 6
MAHS: largest lead: 6 No. of leads: 3

Lead Changes: 3 No. of Ties: 5

Marshall County 13 11
Meigs County 16 13

010

OFFICIAL NCAA BASKETBALL BOX SCORE — Site: MURFEESBORO, TENN.

HICKMAN COUNTY HIGH SCHOOL (32-5) — Date: March 11, 1995

| | HCHS (VISITORS) | | Total FG | Total AT | 3-Pts FG | 3-Pts AT | FT | FT AT | Rebounds OF | Rebounds DF | Rebounds To | PF | TP | A | TO | BK | ST | MN |
|---|---|---|---|---|---|---|---|---|---|---|---|---|---|---|---|---|---|---|
| 15 | MANGRUM, ALICIA | f | 8 | 11 | 0 | 0 | 0 | 0 | 0 | 6 | 6 | 1 | 16 | 0 | 2 | 0 | 0 | 28 |
| 40 | NEELY, RHONDA | f | 4 | 7 | 0 | 0 | 2 | 2 | 1 | 5 | 6 | 5 | 10 | 2 | 4 | 1 | 1 | 27 |
| 23 | BAKER, MARISA | c | 0 | 0 | 0 | 0 | 0 | 0 | 0 | 1 | 1 | 1 | 0 | 0 | 0 | 0 | 0 | 3 |
| 21 | VINCENT, EMILY | g | 2 | 4 | 2 | 3 | 0 | 0 | 0 | 3 | 3 | 1 | 6 | 6 | 4 | 0 | 0 | 32- |
| 25 | MYATT, BECKY | g | 9 | 16 | 2 | 5 | 5 | 5 | 2 | 3 | 5 | 1 | 25 | 8 | 2 | 0 | 0 | 32 |
| 20 | MATHIS, AMANDA | | 4 | 6 | 3 | 5 | 0 | 0 | 0 | 1 | 1 | 1 | 11 | 1 | 0 | 0 | 0 | 25 |
| 45 | SCATES, TALISHA | | 1 | 1 | 0 | 0 | 0 | 1 | 0 | 3 | 3 | 3 | 2 | 0 | 0 | 0 | 0 | 13 |
| 10 | ATKINSON, CELENA | | -- | -- | -- | -- | -- | -- | -- | -- | -- | -- | -- | -- | -- | -- | -- | DNP |
| 14 | DICK, JENNIFER | | -- | -- | -- | -- | -- | -- | -- | -- | -- | -- | -- | -- | -- | -- | -- | DNP |
| 22 | JUDD, AMANDA | | -- | -- | -- | -- | -- | -- | -- | -- | -- | -- | -- | -- | -- | -- | -- | DNP |
| 31 | WALLACE, NICOLE | | -- | -- | -- | -- | -- | -- | -- | -- | -- | -- | -- | -- | -- | -- | -- | DNP |
| 43 | MCCLAIN, EUGENIA | | -- | -- | -- | -- | -- | -- | -- | -- | -- | -- | -- | -- | -- | -- | -- | DNP |
| | Team Totals | | | | | | | | 0 | 1 | 1 | | | | 0 | | | |
| | TOTALS | | 28 | 45 | 7 | 13 | 7 | 8 | 3 | 23 | 26 | 13 | 70 | 17 | 12 | 1 | 1 | 160 |

Deadball Rebounds: 0, 0: 0

| | | | | | | |
|---|---|---|---|---|---|---|
| Tot FG %: | 1st Half: | 13-23 | .565 | 2nd Half: 15-22 | .682 | Game: .622 |
| 3-Pt FG %: | 1st Half: | 6- 8 | .750 | 2nd Half: 1- 5 | .200 | Game: .538 |
| FT % : | 1st Half: | 5- 5 | 1.000 | 2nd Half: 2- 3 | .667 | Game: .875 |

MEIGS COUNTY HIGH SCHOOL (37-1)

| | MCHS (HOME) | | Total FG | Total AT | 3-Pts FG | 3-Pts AT | FT | FT AT | Rebounds OF | Rebounds DF | Rebounds To | PF | TP | A | TO | BK | ST | MN |
|---|---|---|---|---|---|---|---|---|---|---|---|---|---|---|---|---|---|---|
| 31 | Grooms, Denise | f | 3 | 6 | 1 | 4 | 1 | 2 | 1 | 1 | 2 | 2 | 8 | 2 | 0 | 0 | 2 | 32 |
| 43 | Jones, Leah | f | 1 | 2 | 0 | 1 | 1 | 1 | 0 | 1 | 1 | 1 | 3 | 2 | 1 | 0 | 1 | 32 |
| 13 | Greene, Misty | c | 10 | 19 | 3 | 4 | 1 | 1 | 1 | 6 | 7 | 1 | 24 | 3 | 0 | 0 | 0 | 32 |
| 3 | Irwin, Pam | g | 13 | 25 | 0 | 5 | 3 | 6 | 2 | 2 | 4 | 4 | 29 | 1 | 0 | 1 | 3 | 31 |
| 35 | Simmons, Tanya | g | 3 | 4 | 0 | 0 | 2 | 3 | 3 | 5 | 8 | 0 | 8 | 2 | 1 | 0 | 1 | 21 |
| 25 | Letner, Becky | | 0 | 0 | 0 | 0 | 0 | 0 | 0 | 0 | 0 | 0 | 0 | 0 | 0 | 0 | 1 | 13 |
| 11 | Hutsell, Cindy | | -- | -- | -- | -- | -- | -- | -- | -- | -- | -- | -- | -- | -- | -- | -- | DNP |
| 15 | Meadows, Wendy | | -- | -- | -- | -- | -- | -- | -- | -- | -- | -- | -- | -- | -- | -- | -- | DNP |
| 21 | Renner, Danah | | -- | -- | -- | -- | -- | -- | -- | -- | -- | -- | -- | -- | -- | -- | -- | DNP |
| 41 | Brown, Autumn | | -- | -- | -- | -- | -- | -- | -- | -- | -- | -- | -- | -- | -- | -- | -- | DNP |
| 45 | Oran, Crystal | | -- | -- | -- | -- | -- | -- | -- | -- | -- | -- | -- | -- | -- | -- | -- | DNP |
| 53 | Wilson, Amber | | -- | -- | -- | -- | -- | -- | -- | -- | -- | -- | -- | -- | -- | -- | -- | DNP |
| 55 | Harris, Nacole | | -- | -- | -- | -- | -- | -- | -- | -- | -- | -- | -- | -- | -- | -- | -- | DNP |
| | Team Totals | | | | | | | | 0 | 0 | 0 | | | | 0 | | | |
| | TOTALS | | 30 | 56 | 4 | 14 | 8 | 13 | 7 | 15 | 22 | 8 | 72 | 10 | 2 | 1 | 8 | 160 |

Deadball Rebounds: 1, 0: 1

| | | | | | | |
|---|---|---|---|---|---|---|
| Tot FG %: | 1st Half: | 14-26 | .538 | 2nd Half: 16-30 | .533 | Game: .536 |
| 3-Pt FG %: | 1st Half: | 3- 6 | .500 | 2nd Half: 1- 8 | .125 | Game: .286 |
| FT % : | 1st Half: | 3- 5 | .600 | 2nd Half: 5- 8 | .625 | Game: .615 |

| | 1st | 2nd | OT | OT | Tot |
|---|---|---|---|---|---|
| HCHS | 37 | 33 | | | 70 |
| MCHS | 34 | 38 | | | 72 |

OFFICIALS: TRAVIS CHANDLER, BRIAN BARRACH, STEVE PEERY

Technical Fouls: none

Attendance: TBA

Comments: MATHIS SETS 3PTA TOUR. REC.30, HCHS SETS 3PTA 54 & 3PTM 21

| | 1 | 2 | 3 | 4 | FINAL |
|---|---|---|---|---|---|
| Hickman County | 20 | 17 | 19 | 14 | 70 |
| Meigs County | 23 | 11 | 17 | 21 | 72 |

01
CURRENT STATS - HALFTIME CompuSTATS / San Diego,CA (619)296-7834

HICKMAN COUNTY HIGH SCHOOL Date: March 11, 1995

| | HCHS (VISITORS) | | FG | AT | FG | AT | FT | AT | OF | DF | To | PF | TP | A | TO | BK | ST | MN |
|---|---|---|---|---|---|---|---|---|---|---|---|---|---|---|---|---|---|---|
| | | | Total-3-pts | | | | | | Rebounds | | | | | | | | | |
| 15 | MANGRUM,ALICIA | f | 4* | 6 | 0 | 0 | 0 | 0 | 0 | 3* | 3* | 0 | 8 | 0 | 1 | 0 | 0 | 13 |
| 40 | NEELY,RHONDA | f | 1 | 2 | 0 | 0 | 0 | 0 | 1* | 1 | 2 | 2* | 2 | 1 | 3* | 0 | 0 | 12 |
| 23 | BAKER,MARISA | c | 0 | 0 | 0 | 0 | 0 | 0 | 0 | 1 | 1 | 1 | 0 | 0 | 0 | 0 | 0 | 3 |
| 21 | VINCENT,EMILY | g | 2 | 4 | 2* | 3* | 0 | 0 | 0 | 2 | 2 | 1 | 6 | 3 | 2 | 0 | 0 | 16 |
| 25 | MYATT,BECKY | g | 4* | 9* | 2* | 3* | 5* | 5* | 1* | 2 | 3* | 0 | 15*< | 4* | 0 | 0 | 0 | 16 |
| 10 | ATKINSON,CELENA | | 0 | 0 | 0 | 0 | 0 | 0 | 0 | 0 | 0 | 0 | 0 | 0 | 0 | 0 | 0 | 0 |
| 14 | DICK,JENNIFER | | 0 | 0 | 0 | 0 | 0 | 0 | 0 | 0 | 0 | 0 | 0 | 0 | 0 | 0 | 0 | 0 |
| 20 | MATHIS,AMANDA | | 2 | 2 | 2* | 2 | 0 | 0 | 0 | 1 | 1 | 0 | 6 | 1 | 0 | 0 | 0 | 13 |
| 22 | JUDD,AMANDA | | 0 | 0 | 0 | 0 | 0 | 0 | 0 | 0 | 0 | 0 | 0 | 0 | 0 | 0 | 0 | 0 |
| 31 | WALLACE,NICOLE | | 0 | 0 | 0 | 0 | 0 | 0 | 0 | 0 | 0 | 0 | 0 | 0 | 0 | 0 | 0 | 0 |
| 43 | MCCLAIN,EUGENIA | | 0 | 0 | 0 | 0 | 0 | 0 | 0 | 0 | 0 | 0 | 0 | 0 | 0 | 0 | 0 | 0 |
| 45 | SCATES,TALISHA | | 0 | 0 | 0 | 0 | 0 | 0 | 0 | 1 | 1 | 2* | 0 | 0 | 0 | 0 | 0 | 7 |
| | Team Totals | | | | | | | | 0 | 1 | 1 | | | | 6 | | | |
| | TOTALS | | 13 | 23 | 6 | 8 | 5 | 5 | 2 | 12 | 14 | 6 | 37 | 9 | 6 | 0 | 0 | 80 |

Deadball Rebounds: 0, 0: 0

| | | | | | | |
|---|---|---|---|---|---|---|
| Tot FG %: | 1st Half: | 13-23 .565 | 2nd Half: | 0- 0 .000 | Game: | .565 |
| 3-Pt FG %: | 1st Half: | 6- 8 .750 | 2nd Half: | 0- 0 .000 | Game: | .750 |
| FT % : | 1st Half: | 5- 5 1.000 | 2nd Half: | 0- 0 .000 | Game: | 1.000 |

MEIGS COUNTY HIGH SCHOOL

| | MCHS (HOME) | | FG | AT | FG | AT | FT | AT | OF | DF | To | PF | TP | A | TO | BK | ST | MN |
|---|---|---|---|---|---|---|---|---|---|---|---|---|---|---|---|---|---|---|
| | | | Total-3-Pts | | | | | | Rebounds | | | | | | | | | |
| 31 | Grooms,Denise | f | 1 | 2 | 0 | 1 | 0 | 0 | 1* | 1 | 2 | 0 | 2 | 2* | 0 | 0 | 1* | 16 |
| 43 | Jones,Leah | f | 0 | 0 | 0 | 0 | 0 | 0 | 0 | 1 | 1 | 1 | 0 | 0 | 1* | 0 | 0 | 16 |
| 13 | Greene,Misty | c | 7* | 13* | 3* | 4* | 1* | 1 | 0 | 3* | 3* | 0 | 18*< | 2* | 0 | 0 | 0 | 16 |
| 03 | Irwin,Pam | g | 5 | 10 | 0 | 1 | 1* | 2* | 0 | 0 | 0 | 3* | 11 | 1 | 0 | 0 | 1* | 15 |
| 35 | Simmons,Tanya | g | 1 | 1 | 0 | 0 | 1* | 2* | 0 | 3* | 3* | 0 | 3 | 2* | 0 | 0 | 1* | 14 |
| 11 | Hutsell,Cindy | | 0 | 0 | 0 | 0 | 0 | 0 | 0 | 0 | 0 | 0 | 0 | 0 | 0 | 0 | 0 | 0 |
| 15 | Meadows,Wendy | | 0 | 0 | 0 | 0 | 0 | 0 | 0 | 0 | 0 | 0 | 0 | 0 | 0 | 0 | 0 | 0 |
| 21 | Renner,Danah | | 0 | 0 | 0 | 0 | 0 | 0 | 0 | 0 | 0 | 0 | 0 | 0 | 0 | 0 | 0 | 0 |
| 25 | Letner,Becky | | 0 | 0 | 0 | 0 | 0 | 0 | 0 | 0 | 0 | 0 | 0 | 0 | 0 | 0 | 0 | 3 |
| 41 | Brown,Autumn | | 0 | 0 | 0 | 0 | 0 | 0 | 0 | 0 | 0 | 0 | 0 | 0 | 0 | 0 | 0 | 0 |
| 45 | Oran,Crystal | | 0 | 0 | 0 | 0 | 0 | 0 | 0 | 0 | 0 | 0 | 0 | 0 | 0 | 0 | 0 | 0 |
| 53 | Wilson,Amber | | 0 | 0 | 0 | 0 | 0 | 0 | 0 | 0 | 0 | 0 | 0 | 0 | 0 | 0 | 0 | 0 |
| 55 | Harris,Nacole | | 0 | 0 | 0 | 0 | 0 | 0 | 0 | 0 | 0 | 0 | 0 | 0 | 0 | 0 | 0 | 0 |
| | Team Totals | | | | | | | | 0 | 0 | 0 | | | | 1 | | | |
| | TOTALS | | 14 | 26 | 3 | 6 | 3 | 5 | 1 | 8 | 9 | 4 | 34 | 7 | 1 | 0 | 3 | 80 |

Deadball Rebounds: 1, 0: 1

| | | | | | | |
|---|---|---|---|---|---|---|
| Tot FG %: | 1st Half: | 14-26 .538 | 2nd Half: | 0- 0 .000 | Game: | .538 |
| 3-Pt FG %: | 1st Half: | 3- 6 .500 | 2nd Half: | 0- 0 .000 | Game: | .500 |
| FT % : | 1st Half: | 3- 5 .600 | 2nd Half: | 0- 0 .000 | Game: | .600 |

* - Denotes high in that category

MCHS: largest lead: 5 No. of leads: 4
HCHS: largest lead: 4 No. of leads: 2

Lead Changes: 0 No. of Ties: 5

| | 1 | 2 |
|---|---|---|
| Hickman County | 20 | 17 |
| Meigs County | 23 | 11 |

# 1994 Class AA State Girls' Basketball Tournament

## March 9 - March 12, 1994 · Middle Tennessee State University - Murfreesboro

**Game 1**
Wed. Mar. 9 7:00 PM

| | |
|---|---|
| Macon Co. (28-5) | 37 |
| Meigs Co. (31-1) | 48 |

**Game 2**
Wed. Mar. 9 8:30 PM

| | |
|---|---|
| South Greene (32-1) | 59 |
| Harding Academy (29-5) | 57 |

OT

**Game 3**
Thu. Mar. 10 11:30 AM

| | |
|---|---|
| Giles Co. (28-3) | 58 |
| Happy Valley (23-9) | 35 |

**Game 4**
Thu. Mar. 10 1:00 PM

| | |
|---|---|
| Gibson Co. (33-0) | 54 |
| Livingston Academy (35-1) | 69 |

**Game 5**
Fri. Mar. 11 2:30 PM

| | |
|---|---|
| Meigs Co. | 47 |
| South Greene | 60 |

**Game 6**
Fri. Mar. 11 5:30 PM

| | |
|---|---|
| Giles Co. | 58 |
| Livingston Academy | 63 |

**Game 7**
Sat. Mar. 12 5:00 PM

OT

| | |
|---|---|
| South Greene | 47 |
| Livingston Academy | 53 |

**Livingston Academy**

STATE CHAMPION

OFFICIAL NCAA BASKETBALL BOX SCORE — Site: Murfreesboro, TN

Meigs County High School (32-1) — Date: March 9, 1994

| Mehs (VISITORS) | | | Total FG | Total AT | 3-Pts FG | 3-Pts AT | FT | FT AT | Rebounds OF | Rebounds DF | Rebounds To | PF | TP | A | TO | BK | ST | MN |
|---|---|---|---|---|---|---|---|---|---|---|---|---|---|---|---|---|---|---|
| 3 | Irwin, Pam | f | 6 | 17 | 1 | 1 | 6 | 8 | 0 | 5 | 5 | 1 | 19 | 3 | 1 | 0 | 4 | 40- |
| 13 | Greene, Misty | f | 9 | 19 | 2 | 3 | 3 | 3 | 5 | 3 | 8 | 3 | 23 | 0 | 4 | 0 | 3 | 40- |
| 31 | Everett, Crystal | c | 0 | 2 | 0 | 0 | 0 | 0 | 1 | 3 | 4 | 0 | 0 | 2 | 0 | 0 | 0 | 36 |
| 35 | Bivens, Buffy | g | 0 | 2 | 0 | 0 | 2 | 3 | 0 | 0 | 0 | 1 | 2 | 1 | 2 | 0 | 0 | 38 |
| 50 | Lankford, Alicia | g | 2 | 3 | 0 | 0 | 0 | 0 | 0 | 2 | 2 | 0 | 4 | 0 | 0 | 0 | 1 | 29 |
| 25 | Letner, Becky | | 0 | 0 | 0 | 0 | 0 | 0 | 0 | 0 | 0 | 2 | 0 | 0 | 0 | 0 | 0 | 6 |
| 43 | Jones, Leah | | 0 | 0 | 0 | 0 | 0 | 0 | 0 | 0 | 0 | 1 | 0 | 1 | 1 | 0 | 2 | 12 |
| 5 | Stiner, Tab | | 0 | 0 | 0 | 0 | 0 | 0 | 0 | 0 | 0 | 0 | 0 | 0 | 0 | 0 | 0 | 0+ |
| 15 | Meadows, Wendy | | -- | -- | -- | -- | -- | -- | -- | -- | -- | -- | -- | -- | -- | -- | -- | DNP |
| 21 | Renner, Danah | | -- | -- | -- | -- | -- | -- | -- | -- | -- | -- | -- | -- | -- | -- | -- | DNP |
| 33 | Simmons, Tanya | | 0 | 0 | 0 | 0 | 0 | 0 | 0 | 0 | 0 | 0 | 0 | 0 | 0 | 0 | 0 | 0+ |
| 45 | Oran, Crystal | | -- | -- | -- | -- | -- | -- | -- | -- | -- | -- | -- | -- | -- | -- | -- | DNP |
| 53 | Wilson, Amber | | -- | -- | -- | -- | -- | -- | -- | -- | -- | -- | -- | -- | -- | -- | -- | DNP |
| 55 | Harris, Nicole | | 0 | 0 | 0 | 0 | 0 | 0 | 0 | 0 | 0 | 0 | 0 | 0 | 0 | 0 | 0 | 0+ |
| | Team Totals | | | | | | | | 0 | 1 | 1 | | | | 0 | | | |
| | TOTALS | | 17 | 43 | 3 | 4 | 11 | 14 | 6 | 14 | 20 | 8 | 48 | 7 | 8 | 0 | 10 | 200 |

Deadball Rebounds: 1, 0: 1

| | | | | | | | |
|---|---|---|---|---|---|---|---|
| Tot FG %: | 1st Half: | 10-23 | .435 | 2nd Half: | 7-20 | .350 | Game: .395 |
| 3-Pt FG %: | 1st Half: | 0- 1 | .000 | 2nd Half: | 3- 3 | 1.000 | Game: .750 |
| FT % : | 1st Half: | 5- 7 | .714 | 2nd Half: | 6- 7 | .857 | Game: .786 |

Macon County High School (28-6)

| Mahs (HOME) | | | Total FG | Total AT | 3-Pts FG | 3-Pts AT | FT | FT AT | Rebounds OF | Rebounds DF | Rebounds To | PF | TP | A | TO | BK | ST | MN |
|---|---|---|---|---|---|---|---|---|---|---|---|---|---|---|---|---|---|---|
| 14 | Blakenship, Mitzi | f | 2 | 15 | 1 | 6 | 1 | 1 | 1 | 1 | 2 | 4 | 6 | 5 | 6 | 0 | 2 | 40- |
| 42 | Shoulders, Tara | f | 2 | 8 | 1 | 5 | 0 | 0 | 2 | 0 | 2 | 4 | 5 | 1 | 2 | 0 | 1 | 39 |
| 44 | Carter, Holly | c | 0 | 3 | 0 | 1 | 0 | 0 | 1 | 3 | 4 | 2 | 0 | 0 | 4 | 0 | 0 | 40- |
| 50 | Cook, Alicia | g | 7 | 11 | 0 | 0 | 2 | 4 | 5 | 8 | 13 | 2 | 16 | 1 | 4 | 1 | 1 | 40- |
| 52 | Swindle, Kim | g | 4 | 5 | 0 | 0 | 2 | 2 | 5 | 9 | 14 | 2 | 10 | 0 | 2 | 1 | 1 | 40- |
| 12 | McMurray, Mattie | | 0 | 1 | 0 | 0 | 0 | 0 | 0 | 0 | 0 | 1 | 0 | 0 | 0 | 0 | 0 | 1 |
| 10 | Flippen, Krystal | | -- | -- | -- | -- | -- | -- | -- | -- | -- | -- | -- | -- | -- | -- | -- | DNP |
| 20 | Garrett, Holly | | 0 | 0 | 0 | 0 | 0 | 0 | 0 | 0 | 0 | 0 | 0 | 0 | 0 | 0 | 0 | 0+ |
| 22 | Cochran, Laura Beth | | 0 | 0 | 0 | 0 | 0 | 0 | 0 | 0 | 0 | 0 | 0 | 0 | 0 | 0 | 0 | 0+ |
| 24 | Eller, Amy | | -- | -- | -- | -- | -- | -- | -- | -- | -- | -- | -- | -- | -- | -- | -- | DNP |
| 30 | Harris, Mendy | | 0 | 0 | 0 | 0 | 0 | 0 | 0 | 0 | 0 | 0 | 0 | 0 | 0 | 0 | 0 | 0+ |
| 31 | Woodard, Karay | | 0 | 0 | 0 | 0 | 0 | 0 | 0 | 1 | 1 | 0 | 0 | 0 | 0 | 0 | 0 | 0+ |
| 34 | Comer, Amanda | | -- | -- | -- | -- | -- | -- | -- | -- | -- | -- | -- | -- | -- | -- | -- | DNP |
| 40 | Cook, Emily | | -- | -- | -- | -- | -- | -- | -- | -- | -- | -- | -- | -- | -- | -- | -- | DNP |
| | Team Totals | | | | | | | | 0 | 0 | 0 | | | | 0 | | | |
| | TOTALS | | 15 | 43 | 2 | 12 | 5 | 7 | 14 | 22 | 36 | 15 | 37 | 7 | 18 | 2 | 5 | 200 |

Deadball Rebounds: 2, 0: 2

| | | | | | | | |
|---|---|---|---|---|---|---|---|
| Tot FG %: | 1st Half: | 7-22 | .318 | 2nd Half: | 8-21 | .381 | Game: .349 |
| 3-Pt FG %: | 1st Half: | 1- 7 | .143 | 2nd Half: | 1- 5 | .200 | Game: .167 |
| FT % : | 1st Half: | 2- 2 | 1.000 | 2nd Half: | 3- 5 | .600 | Game: .714 |

| | 1st | 2nd | OT | OT | Tot |
|---|---|---|---|---|---|
| Mehs | 25 | 23 | | | 48 |
| Mahs | 17 | 20 | | | 37 |

OFFICIALS: Larry Hutchinson, Robert Cupples, Bill Barnard

Technical Fouls: none

Attendance: TBA

Comments: TSSAA State Tournament

# FIRST-HALF BOX SCORE
## NOT AVAILABLE FOR THIS GAME

If you have this information please
notify or email a scan to tssaa@tssaa.org.

OFFICIAL NCAA BASKETBALL BOX SCORE — Site: Murfreesboro, Tenn.

South Greene High School (34-1) — Date: March 11, 1994

| SGHS (VISITORS) | | | Total FG | Total AT | 3-Pts FG | 3-Pts AT | FT | FT AT | Rebounds OF | Rebounds DF | Rebounds To | PF | TP | A | TO | BK | ST | MN |
|---|---|---|---|---|---|---|---|---|---|---|---|---|---|---|---|---|---|---|
| 31 | Davis, Jeannette | f | 6 | 12 | 0 | 0 | 5 | 6 | 4 | 7 | 11 | 4 | 17 | 3 | 4 | 0 | 1 | 32 |
| 44 | Whaley, Carmen | f | 3 | 6 | 0 | 0 | 6 | 6 | 1 | 6 | 7 | 2 | 12 | 3 | 2 | 0 | 1 | 23 |
| 54 | Davis, Jennifer | c | 7 | 11 | 0 | 0 | 1 | 3 | 4 | 6 | 10 | 1 | 15 | 2 | 3 | 0 | 0 | 32 |
| 12 | Dubois, Darlene | g | 1 | 1 | 1 | 1 | 1 | 2 | 0 | 3 | 3 | 4 | 4 | 0 | 1 | 0 | 1 | 20 |
| 21 | Aldridge, Haven | g | 5 | 14 | 0 | 0 | 0 | 0 | 2 | 3 | 5 | 2 | 10 | 4 | 3 | 1 | 1 | 32 |
| 20 | Huff, Kelly | | 1 | 4 | 0 | 0 | 0 | 0 | 1 | 1 | 2 | 2 | 2 | 0 | 1 | 0 | 0 | 16 |
| 40 | Dunn, Melissa | | 0 | 0 | 0 | 0 | 0 | 0 | 1 | 1 | 2 | 1 | 0 | 0 | 0 | 0 | 0 | 5 |
| 14 | Coffey, Chrystal | | -- | -- | -- | -- | -- | -- | -- | -- | -- | -- | -- | -- | -- | -- | -- | DNP |
| 30 | Brotherton, Kari | | -- | -- | -- | -- | -- | -- | -- | -- | -- | -- | -- | -- | -- | -- | -- | DNP |
| 32 | Williams, Cassidy | | -- | -- | -- | -- | -- | -- | -- | -- | -- | -- | -- | -- | -- | -- | -- | DNP |
| 42 | Haire, Shalene | | 0 | 0 | 0 | 0 | 0 | 0 | 0 | 0 | 0 | 0 | 0 | 0 | 0 | 0 | 0 | 0+ |
| 50 | Booth, Debbie | | -- | -- | -- | -- | -- | -- | -- | -- | -- | -- | -- | -- | -- | -- | -- | DNP |
| | Team Totals | | | | | | | | 1 | 0 | 1 | | | | 0 | | | |
| | TOTALS | | 23 | 48 | 1 | 1 | 13 | 17 | 14 | 27 | 41 | 16 | 60 | 12 | 14 | 1 | 4 | 160 |

Deadball Rebounds: 2, 1: 3

| | | | | | | | | |
|---|---|---|---|---|---|---|---|---|
| Tot. FG %: | 1st Half: | 12-29 | .414 | 2nd Half: | 11-19 | .579 | Game: | .479 |
| 3-Pt FG %: | 1st Half: | 1- 1 | 1.000 | 2nd Half: | 0- 0 | .000 | Game: | 1.000 |
| FT % : | 1st Half: | 4- 7 | .571 | 2nd Half: | 9-10 | .900 | Game: | .765 |

Meigs County High School (32-2)

| MEHS (HOME) | | | Total FG | Total AT | 3-Pts FG | 3-Pts AT | FT | FT AT | Rebounds OF | Rebounds DF | Rebounds To | PF | TP | A | TO | BK | ST | MN |
|---|---|---|---|---|---|---|---|---|---|---|---|---|---|---|---|---|---|---|
| 13 | Greene, Misty | f | 4 | 14 | 2 | 7 | 2 | 2 | 1 | 3 | 4 | 0 | 12 | 4 | 1 | 0 | 3 | 32 |
| 31 | Everett, Crystal | f | 0 | 2 | 0 | 0 | 0 | 1 | 0 | 1 | 1 | 0 | 0 | 0 | 0 | 0 | 0 | 21 |
| 50 | Lankford, Alicia | c | 6 | 8 | 0 | 0 | 0 | 0 | 1 | 7 | 8 | 5 | 12 | 1 | 2 | 0 | 0 | 26 |
| 3 | Irwin, Pam | g | 5 | 14 | 0 | 0 | 6 | 7 | 1 | 1 | 2 | 4 | 16 | 3 | 2 | 1 | 3 | 32 |
| 35 | Bivens, Buffy | g | 1 | 7 | 0 | 4 | 5 | 6 | 2 | 0 | 2 | 2 | 7 | 3 | 1 | 0 | 1 | 30 |
| 5 | Stiner, Tab | | 0 | 0 | 0 | 0 | 0 | 0 | 0 | 0 | 0 | 0 | 0 | 0 | 0 | 0 | 0 | 1 |
| 43 | Jones, Leah | | 0 | 3 | 0 | 0 | 0 | 0 | 0 | 0 | 0 | 4 | 0 | 0 | 1 | 0 | 2 | 17 |
| 15 | Meadows, Wendy | | -- | -- | -- | -- | -- | -- | -- | -- | -- | -- | -- | -- | -- | -- | -- | DNP |
| 21 | Renner, Danah | | -- | -- | -- | -- | -- | -- | -- | -- | -- | -- | -- | -- | -- | -- | -- | DNP |
| 25 | Letner, Becky | | -- | -- | -- | -- | -- | -- | -- | -- | -- | -- | -- | -- | -- | -- | -- | DNP |
| 33 | Simmons, Tanya | | -- | -- | -- | -- | -- | -- | -- | -- | -- | -- | -- | -- | -- | -- | -- | DNP |
| 45 | Oran, Crystal | | -- | -- | -- | -- | -- | -- | -- | -- | -- | -- | -- | -- | -- | -- | -- | DNP |
| 53 | Wilson, Amber | | -- | -- | -- | -- | -- | -- | -- | -- | -- | -- | -- | -- | -- | -- | -- | DNP |
| 55 | Harris, Nicole | | -- | -- | -- | -- | -- | -- | -- | -- | -- | -- | -- | -- | -- | -- | -- | DNP |
| | Team Totals | | | | | | | | 0 | 0 | 0 | | | | 0 | | | |
| | TOTALS | | 16 | 48 | 2 | 11 | 13 | 16 | 5 | 12 | 17 | 15 | 47 | 11 | 7 | 1 | 9 | 160 |

Deadball Rebounds: 2, 1: 3

| | | | | | | | | |
|---|---|---|---|---|---|---|---|---|
| Tot FG %: | 1st Half: | 7-20 | .350 | 2nd Half: | 9-28 | .321 | Game: | .333 |
| 3-Pt FG %: | 1st Half: | 0- 2 | .000 | 2nd Half: | 2- 9 | .222 | Game: | .182 |
| FT % : | 1st Half: | 7- 8 | .875 | 2nd Half: | 6- 8 | .750 | Game: | .813 |

| | 1st | 2nd | 3 | 4 | Tot. |
|---|---|---|---|---|---|
| SGHS | 20 | 9 | 14 | 17 | 60 |
| MEHS | 15 | 6 | 21 | 5 | 47 |

OFFICIALS: Danny Tippett, Larry Hutchinson, Robert Cupples

Technical Fouls: none

Attendance: 4053

Comments: TSSAA STATE TOURNAMENT

CURRENT STATS - HALFTIME CompuSTATS / San Diego,CA (619)296-7834

South Greene High School Date: March 11, 1994

| | SGHS (VISITORS) | | FG | AT | FG | AT | FT | AT | OF | DF | To | PF | TP | A | TO | BK | ST | MN |
|---|---|---|---|---|---|---|---|---|---|---|---|---|---|---|---|---|---|---|
| | | | Total-3-pts | | | | | | Rebounds | | | | | | | | | |
| 31 | Davis,Jeannette | f | 3 | 8* | 0 | 0 | 1 | 2 | 2* | 1 | 3 | 2 | 7 | 1 | 0 | 0 | 1* | 16 |
| 44 | Whaley,Carmen | f | 1 | 3 | 0 | 0 | 2* | 2 | 0 | 2* | 2 | 0 | 4 | 2* | 0 | 0 | 1* | 7 |
| 54 | Davis,Jennifer | c | 4* | 8* | 0 | 0 | 1 | 3* | 2* | 2* | 4* | 1 | 9*< | 0 | 1* | 0 | 0 | 16 |
| 12 | Dubois,Darlene | g | 1 | 1 | 1* | 1* | 0 | 0 | 0 | 2* | 2 | 3* | 3 | 0 | 0 | 0 | 1* | 13 |
| 21 | Aldridge,Haven | g | 3 | 6 | 0 | 0 | 0 | 0 | 1 | 2* | 3 | 1 | 6 | 2* | 1* | 0 | 1* | 16 |
| 14 | Coffey,Chrystal | | 0 | 0 | 0 | 0 | 0 | 0 | 0 | 0 | 0 | 0 | 0 | 0 | 0 | 0 | 0 | 0 |
| 20 | Huff,Kelly | | 0 | 3 | 0 | 0 | 0 | 0 | 1 | 1 | 2 | 1 | 0 | 0 | 1* | 0 | 0 | 7 |
| 30 | Brotherton,Kari | | 0 | 0 | 0 | 0 | 0 | 0 | 0 | 0 | 0 | 0 | 0 | 0 | 0 | 0 | 0 | 0 |
| 32 | Williams,Cassidy | | 0 | 0 | 0 | 0 | 0 | 0 | 0 | 0 | 0 | 0 | 0 | 0 | 0 | 0 | 0 | 0 |
| 40 | Dunn,Melissa | | 0 | 0 | 0 | 0 | 0 | 0 | 1 | 1 | 2 | 1 | 0 | 0 | 0 | 0 | 0 | 5 |
| 42 | Haire,Shalene | | 0 | 0 | 0 | 0 | 0 | 0 | 0 | 0 | 0 | 0 | 0 | 0 | 0 | 0 | 0 | 0 |
| 50 | Booth,Debbie | | 0 | 0 | 0 | 0 | 0 | 0 | 0 | 0 | 0 | 0 | 0 | 0 | 0 | 0 | 0 | 0 |
| | Team Totals | | | | | | | | 1 | 0 | 1 | | | | 3 | | | |
| | TOTALS | | 12 | 29 | 1 | 1 | 4 | 7 | 8 | 11 | 19 | 9 | 29 | 5 | 3 | 0 | 4 | 80 |

Deadball Rebounds: 2, 0: 2

| | | | | | | | | |
|---|---|---|---|---|---|---|---|---|
| Tot FG %: | 1st Half: | 12-29 | .414 | 2nd Half: | 0- 0 | .000 | Game: | .414 |
| 3-Pt FG %: | 1st Half: | 1- 1 | 1.000 | 2nd Half: | 0- 0 | .000 | Game: | 1.000 |
| FT % : | 1st Half: | 4- 7 | .571 | 2nd Half: | 0- 0 | .000 | Game: | .571 |

Meigs County High School

| | MEHS (HOME) | | FG | AT | FG | AT | FT | AT | OF | DF | To | PF | TP | A | TO | BK | ST | MN |
|---|---|---|---|---|---|---|---|---|---|---|---|---|---|---|---|---|---|---|
| | | | Total-3-Pts | | | | | | Rebounds | | | | | | | | | |
| 13 | Greene,Misty | f | 1 | 5 | 0 | 1* | 2 | 2 | 1* | 2 | 3 | 0 | 4 | 1 | 1 | 0 | 1* | 16 |
| 31 | Everett,Crystal | f | 0 | 1 | 0 | 0 | 0 | 1 | 0 | 1 | 1 | 0 | 0 | 0 | 0 | 0 | 0 | 9 |
| 50 | Lankford,Alicia | c | 3* | 5 | 0 | 0 | 0 | 0 | 0 | 6* | 6* | 3* | 6 | 0 | 2* | 0 | 0 | 16 |
| 03 | Irwin,Pam | g | 3* | 7* | 0 | 0 | 3* | 3* | 0 | 1 | 1 | 1 | 9*< | 2* | 2* | 1* | 0 | 16 |
| 35 | Bivens,Buffy | g | 0 | 2 | 0 | 1* | 2 | 2 | 1* | 0 | 1 | 1 | 2 | 1 | 1 | 0 | 0 | 14 |
| 05 | Stiner,Tab | | 0 | 0 | 0 | 0 | 0 | 0 | 0 | 0 | 0 | 0 | 0 | 0 | 0 | 0 | 0 | 1 |
| 15 | Meadows,Wendy | | 0 | 0 | 0 | 0 | 0 | 0 | 0 | 0 | 0 | 0 | 0 | 0 | 0 | 0 | 0 | 0 |
| 21 | Renner,Danah | | 0 | 0 | 0 | 0 | 0 | 0 | 0 | 0 | 0 | 0 | 0 | 0 | 0 | 0 | 0 | 0 |
| 25 | Letner,Becky | | 0 | 0 | 0 | 0 | 0 | 0 | 0 | 0 | 0 | 0 | 0 | 0 | 0 | 0 | 0 | 0 |
| 33 | Simmons,Tanya | | 0 | 0 | 0 | 0 | 0 | 0 | 0 | 0 | 0 | 0 | 0 | 0 | 0 | 0 | 0 | 0 |
| 43 | Jones,Leah | | 0 | 0 | 0 | 0 | 0 | 0 | 0 | 0 | 0 | 0 | 0 | 0 | 0 | 0 | 0 | 8 |
| 45 | Oran,Crystal | | 0 | 0 | 0 | 0 | 0 | 0 | 0 | 0 | 0 | 0 | 0 | 0 | 0 | 0 | 0 | 0 |
| 53 | Wilson,Amber | | 0 | 0 | 0 | 0 | 0 | 0 | 0 | 0 | 0 | 0 | 0 | 0 | 0 | 0 | 0 | 0 |
| 55 | Harris,Nicole | | 0 | 0 | 0 | 0 | 0 | 0 | 0 | 0 | 0 | 0 | 0 | 0 | 0 | 0 | 0 | 0 |
| | Team Totals | | | | | | | | 1 | 0 | 1 | | | | 6 | | | |
| | TOTALS | | 7 | 20 | 0 | 2 | 7 | 8 | 3 | 10 | 13 | 5 | 21 | 4 | 6 | 1 | 1 | 80 |

Deadball Rebounds: 0, 0: 0

| | | | | | | | | |
|---|---|---|---|---|---|---|---|---|
| Tot FG %: | 1st Half: | 7-20 | .350 | 2nd Half: | 0- 0 | .000 | Game: | .350 |
| 3-Pt FG %: | 1st Half: | 0- 2 | .000 | 2nd Half: | 0- 0 | .000 | Game: | .000 |
| FT % : | 1st Half: | 7- 8 | .875 | 2nd Half: | 0- 0 | .000 | Game: | .875 |

* - Denotes high in that category

MEHS: largest lead: 0 No. of leads: 0
SGHS: largest lead: 11 No. of leads: 3

Lead Changes: 0 No. of Ties: 2

| | 1 | 2 | H |
|---|---|---|---|
| South Greene | 20 | 9 | 29 |
| Meigs County | 15 | 6 | 21 |

# 1993 Class AA State Girls' Basketball Tournament

## March 10 - March 13, 1993 · Middle Tennessee State University - Murfreesboro

**Game 1**
Wed. Mar. 10 7:00 PM

| | |
|---|---|
| Brentwood Academy (24-9) | 40 |
| South Greene (34-0) | 52 |

**Game 2**
Wed. Mar. 10 8:30 PM

| | |
|---|---|
| Meigs Co. (34-1) | 66 |
| McNairy Central (29-4) | 46 |

**Game 3**
Thu. Mar. 11 11:30 AM

| | |
|---|---|
| Mitchell (26-6) | 44 |
| Chuckey-Doak (20-15) | 55 |

**Game 4**
Thu. Mar. 11 1:00 PM

| | |
|---|---|
| Waverly (27-5) | 44 |
| Livingston Academy (30-2) | 64 |

**Game 5**
Fri. Mar. 12 2:30 PM

| | |
|---|---|
| South Greene | 62 |
| Meigs Co. | 74 |

**Game 6**
Fri. Mar. 12 5:30 PM

| | |
|---|---|
| Chuckey-Doak | 40 |
| Livingston Academy | 66 |

**Game 7**
Sat. Mar. 13 6:00 PM

| | |
|---|---|
| Meigs Co. | 61 |
| Livingston Academy | 49 |

**Meigs Co.**
STATE CHAMPION

OFFICIAL NCAA BASKETBALL BOX SCORE 03-09-93 MURFREESBORO
Licensed To: Middle Tennessee FINAL BOX

VISITORS: McNAIRY CENTRAL 29-5

| NO | PLAYER | FG | FGA | 3P | 3PA | FT | FTA | OR | DR | TOT | PF | PTS | A | TO | BLK | S | MIN |
|---|---|---|---|---|---|---|---|---|---|---|---|---|---|---|---|---|---|
| 05 | KERRI WHITTEN | 3 | 4 | 0 | 0 | 2 | 2 | 1 | 2 | 3 | 3 | 8 | 0 | 0 | 0 | 0 | 22 |
| 21 | NATASHA BROWN | 3 | 9 | 1 | 2 | 1 | 3 | 3 | 3 | 6 | 4 | 8 | 1 | 0 | 0 | 3 | 26 |
| 31 | SHELLY SURRATT | 1 | 9 | 0 | 3 | 0 | 0 | 0 | 5 | 5 | 3 | 2 | 1 | 4 | 0 | 0 | 27 |
| 44 | ROBIN AYERS | 8 | 11 | 0 | 0 | 0 | 0 | 3 | 0 | 3 | 2 | 16 | 1 | 2 | 0 | 0 | 25 |
| 55 | MELODY PRICE | 1 | 7 | 0 | 1 | 2 | 4 | 1 | 1 | 2 | 2 | 4 | 0 | 1 | 0 | 0 | 18 |
| 11 | KRISTI LOTT | 0 | 0 | 0 | 0 | 0 | 0 | 0 | 1 | 1 | 1 | 0 | 0 | 1 | 0 | 0 | 4 |
| 51 | MANDY MURPHY | 0 | 1 | 0 | 1 | 0 | 0 | 0 | 0 | 0 | 0 | 0 | 0 | 0 | 0 | 0 | 0 |
| 43 | PAIGE McMAHAN | 1 | 2 | 0 | 0 | 0 | 0 | 1 | 0 | 1 | 1 | 2 | 0 | 0 | 0 | 0 | 7 |
| 33 | LINDSAY GUIDA | 0 | 0 | 0 | 0 | 0 | 0 | 0 | 0 | 0 | 1 | 0 | 0 | 0 | 0 | 0 | 0 |
| 23 | HOLLY SMITH | 2 | 4 | 0 | 0 | 0 | 0 | 0 | 2 | 2 | 2 | 4 | 0 | 0 | 0 | 0 | 12 |
| 41 | PRUDENCE SMITH | 0 | 0 | 0 | 0 | 0 | 0 | 0 | 0 | 0 | 0 | 0 | 0 | 0 | 0 | 0 | 0 |
| 13 | STACIE BLACK | 0 | 0 | 0 | 0 | 0 | 0 | 0 | 0 | 0 | 0 | 0 | 0 | 0 | 0 | 0 | 0 |
| 53 | LAURA WALKER | 0 | 0 | 0 | 0 | 0 | 0 | 0 | 0 | 0 | 0 | 0 | 0 | 0 | 0 | 0 | 0 |
| 15 | KRISTI GOODRUM | 1 | 4 | 0 | 2 | 0 | 0 | 3 | 4 | 7 | 2 | 2 | 1 | 4 | 0 | 0 | 19 |
| | TEAM | | | | | | | 0 | 0 | 0 | | | | 0 | | | |
| | TOTALS | 20 | 51 | 1 | 9 | 5 | 9 | 12 | 18 | 30 | 21 | 46 | 4 | 12 | 0 | 3 | 160 |

| | | | | | | | | |
|---|---|---|---|---|---|---|---|---|
| TOTAL FG % | 1st Half 30.8 | 2nd Half 48.0 | OT | Game 39.2 | DEADBALL | | | |
| 3 PT FG % | 1st Half 0.0 | 2nd Half 14.3 | OT | Game 11.1 | REBOUNDS | 2 | | |
| FT % | 1st Half 100.0 | 2nd Half 20.0 | OT | Game 55.6 | | | | |

HOME: MEIGS COUNTY 35-1

| NO | PLAYER | FG | FGA | 3P | 3PA | FT | FTA | OR | DR | TOT | PF | PTS | A | TO | BLK | S | MIN |
|---|---|---|---|---|---|---|---|---|---|---|---|---|---|---|---|---|---|
| 11 | RACHEL POWELL | 5 | 13 | 2 | 6 | 7 | 9 | 0 | 0 | 0 | 3 | 19 | 2 | 2 | 1 | 0 | 32 |
| 13 | MISTY GREENE | 4 | 7 | 0 | 0 | 1 | 2 | 0 | 8 | 8 | 1 | 9 | 3 | 2 | 0 | 0 | 29 |
| 15 | DEBBIE TROWBRIDGE | 4 | 7 | 0 | 0 | 4 | 4 | 0 | 4 | 4 | 0 | 12 | 2 | 2 | 0 | 1 | 32 |
| 51 | SHELLY STINER | 2 | 3 | 0 | 0 | 0 | 0 | 3 | 0 | 3 | 1 | 4 | 0 | 0 | 0 | 0 | 22 |
| 53 | HEATHER WILSON | 6 | 10 | 0 | 0 | 6 | 6 | 1 | 4 | 5 | 2 | 18 | 1 | 2 | 0 | 5 | 30 |
| 43 | LEAH JONES | DNP- | CC | | | | | | | | | | | | | | |
| 50 | ALICIA LANKFORD | 1 | 2 | 0 | 0 | 0 | 0 | 0 | 2 | 2 | 0 | 2 | 0 | 0 | 0 | 0 | 9 |
| 23 | CASSIE LETNER | 0 | 0 | 0 | 0 | 0 | 0 | 0 | 0 | 0 | 0 | 0 | 0 | 0 | 0 | 0 | 0 |
| 25 | BECKY LETNER | DNP- | CC | | | | | | | | | | | | | | |
| 35 | BUFFY BIVENS | 0 | 0 | 0 | 0 | 0 | 0 | 0 | 0 | 0 | 0 | 0 | 0 | 0 | 0 | 0 | 0 |
| 05 | TABITHA STINER | DNP- | CC | | | | | | | | | | | | | | |
| 41 | LAURA IRVIN | 0 | 0 | 0 | 0 | 0 | 0 | 0 | 0 | 0 | 0 | 0 | 0 | 0 | 0 | 0 | 0 |
| 31 | CRYSTAL EVERETT | 0 | 0 | 0 | 0 | 0 | 0 | 0 | 0 | 0 | 0 | 0 | 0 | 0 | 0 | 0 | 0 |
| 03 | PAM IRWIN | 0 | 0 | 0 | 0 | 2 | 3 | 1 | 1 | 2 | 0 | 2 | 0 | 0 | 0 | 0 | 6 |
| | TEAM | | | | | | | 0 | 2 | 2 | | | | 0 | | | |
| | TOTALS | 22 | 42 | 2 | 6 | 20 | 24 | 5 | 21 | 26 | 7 | 66 | 8 | 8 | 1 | 6 | 160 |

| | | | | | | | | |
|---|---|---|---|---|---|---|---|---|
| TOTAL FG % | 1st Half 54.2 | 2nd Half 50.0 | OT | Game 52.4 | DEADBALL | | | |
| 3 PT FG % | 1st Half 0.0 | 2nd Half 50.0 | OT | Game 33.3 | REBOUNDS | 1 | | |
| FT % | 1st Half 80.0 | 2nd Half 85.7 | OT | Game 83.3 | | | | |

Technical Fouls: 0
Attendance: 3857

OFFICIALS
#0- JOE PLATT
#0- TRAVIS CHANDLER
#0- JAMES KINZER

| SCORE BY PERIODS | 1 | 2 | 3 | 4 | OT | FINAL |
|---|---|---|---|---|---|---|
| McNAIRY CENTRAL | 10 | 10 | 14 | 12 | | 46 |
| MEIGS COUNTY | 16 | 18 | 13 | 19 | | 66 |

TECHNICAL FOULS:

INDIVIDUAL:
McNAIRY: NONE L
MEIGS: NONE

This report has been produced by STATMAN II (tm) 3.00.FWC
Copyright (c) 1991 NBA Properties, Inc. All Rights Reserved.

OFFICIAL NCAA BASKETBALL BOX SCORE 03-09-93 MURFREESBORO
Licensed To: Middle Tennessee FIRST HALF

VISITORS: McNAIRY CENTRAL

| NO | PLAYER | FG | FGA | 3P | 3PA | FT | FTA | OR | DR | TOT | PF | PTS | A | TO | BLK | S | MIN |
|---|---|---|---|---|---|---|---|---|---|---|---|---|---|---|---|---|---|
| 05 | KERRI WHITTEN | 0 | 0 | 0 | 0 | 2 | 2 | 1 | 2 | 3 | 2 | 2 | 0 | 0 | 0 | 0 | 8 |
| 21 | NATASHA BROWN | 1 | 4 | 0 | 0 | 0 | 0 | 2 | 1 | 3 | 2 | 2 | 1 | 0 | 0 | 2 | 12 |
| 31 | SHELLY SURRATT | 1 | 5 | 0 | 0 | 0 | 0 | 0 | 2 | 2 | 0 | 2 | 0 | 2 | 0 | 0 | 12 |
| 44 | ROBIN AYERS | 4 | 7 | 0 | 0 | 0 | 0 | 1 | 0 | 1 | 0 | 8 | 0 | 1 | 0 | 0 | 13 |
| 55 | MELODY PRICE | 1 | 4 | 0 | 0 | 2 | 2 | 0 | 1 | 1 | 2 | 4 | 0 | 1 | 0 | 0 | 10 |
| 11 | KRISTI LOTT | 0 | 0 | 0 | 0 | 0 | 0 | 0 | 1 | 1 | 0 | 0 | 0 | 1 | 0 | 0 | 3 |
| 51 | MANDY MURPHY | DNP- | | | | | | | | | | | | | | | |
| 43 | PAIGE McMAHAN | 1 | 2 | 0 | 0 | 0 | 0 | 1 | 0 | 1 | 1 | 2 | 0 | 0 | 0 | 0 | 5 |
| 33 | LINDSAY GUIDA | DNP- | | | | | | | | | | | | | | | |
| 23 | HOLLY SMITH | 0 | 1 | 0 | 0 | 0 | 0 | 0 | 2 | 2 | 1 | 0 | 0 | 0 | 0 | 0 | 6 |
| 41 | PRUDENCE SMITH | DNP- | | | | | | | | | | | | | | | |
| 13 | STACIE BLACK | DNP- | | | | | | | | | | | | | | | |
| 53 | LAURA WALKER | DNP- | | | | | | | | | | | | | | | |
| 15 | KRISTI GOODRUM | 0 | 3 | 0 | 2 | 0 | 0 | 1 | 1 | 2 | 1 | 0 | 0 | 3 | 0 | 0 | 11 |
| | TEAM | | | | | | | 0 | 0 | 0 | | | | 0 | | | |
| | TOTALS | 8 | 26 | 0 | 2 | 4 | 4 | 6 | 10 | 16 | 9 | 20 | 1 | 8 | 0 | 2 | 80 |

| | | | | | | | |
|---|---|---|---|---|---|---|---|
| TOTAL FG % | 1st Half 30.8 | 2nd Half | OT | Game 30.8 | DEADBALL | | |
| 3 PT FG % | 1st Half 0.0 | 2nd Half | OT | Game 0.0 | REBOUNDS | 0 | |
| FT % | 1st Half 100.0 | 2nd Half | OT | Game 100.0 | | | |

HOME: MEIGS COUNTY

| NO | PLAYER | FG | FGA | 3P | 3PA | FT | FTA | OR | DR | TOT | PF | PTS | A | TO | BLK | S | MIN |
|---|---|---|---|---|---|---|---|---|---|---|---|---|---|---|---|---|---|
| 11 | RACHEL POWELL | 3 | 7 | 0 | 2 | 3 | 5 | 0 | 0 | 0 | 1 | 9 | 1 | 2 | 1 | 0 | 16 |
| 13 | MISTY GREENE | 2 | 3 | 0 | 0 | 1 | 1 | 0 | 5 | 5 | 0 | 5 | 1 | 2 | 0 | 0 | 15 |
| 15 | DEBBIE TROWBRIDGE | 3 | 4 | 0 | 0 | 2 | 2 | 0 | 2 | 2 | 0 | 8 | 1 | 1 | 0 | 1 | 16 |
| 51 | SHELLY STINER | 0 | 1 | 0 | 0 | 0 | 0 | 1 | 0 | 1 | 1 | 0 | 0 | 0 | 0 | 0 | 9 |
| 53 | HEATHER WILSON | 4 | 7 | 0 | 0 | 2 | 2 | 1 | 1 | 2 | 0 | 10 | 1 | 0 | 0 | 3 | 14 |
| 43 | LEAH JONES | DNP- | | | | | | | | | | | | | | | |
| 50 | ALICIA LANKFORD | 1 | 2 | 0 | 0 | 0 | 0 | 0 | 2 | 2 | 0 | 2 | 0 | 0 | 0 | 0 | 6 |
| 23 | CASSIE LETNER | DNP- | | | | | | | | | | | | | | | |
| 25 | BECKY LETNER | DNP- | | | | | | | | | | | | | | | |
| 35 | BUFFY BIVENS | DNP- | | | | | | | | | | | | | | | |
| 05 | TABITHA STINER | DNP- | | | | | | | | | | | | | | | |
| 41 | LAURA IRVIN | DNP- | | | | | | | | | | | | | | | |
| 31 | CRYSTAL EVERETT | DNP- | | | | | | | | | | | | | | | |
| 03 | PAM IRWIN | 0 | 0 | 0 | 0 | 0 | 0 | 0 | 1 | 1 | 0 | 0 | 0 | 0 | 0 | 0 | 4 |
| | TEAM | | | | | | | 0 | 1 | 1 | | | | 0 | | | |
| | TOTALS | 13 | 24 | 0 | 2 | 8 | 10 | 2 | 12 | 14 | 2 | 34 | 4 | 5 | 1 | 4 | 80 |

| | | | | | | | |
|---|---|---|---|---|---|---|---|
| TOTAL FG % | 1st Half 54.2 | 2nd Half | OT | Game 54.2 | DEADBALL | | |
| 3 PT FG % | 1st Half 0.0 | 2nd Half | OT | Game 0.0 | REBOUNDS | 1 | |
| FT % | 1st Half 80.0 | 2nd Half | OT | Game 80.0 | | | |

Technical Fouls: 0
Attendance:

OFFICIALS
#0- JOE PLATT
#0- TRAVIS CHANDLER
#0- JAMES KINZER

| SCORE BY PERIODS | 1 | 2 | 3 | 4 | OT | FINAL |
|---|---|---|---|---|---|---|
| McNAIRY CENTRAL | 10 | 10 | | | | 20 |
| MEIGS COUNTY | 16 | 18 | | | | 34 |

TECHNICAL FOULS:

INDIVIDUAL:
McNAIRY: NONE L
MEIGS: NONE

This report has been produced by STATMAN II (tm) 3.00.FWC
Copyright (c) 1991 NBA Properties, Inc. All Rights Reserved.

OFFICIAL NCAA BASKETBALL BOX SCORE  03-11-93  MURFREESBORO
Licensed To: Middle Tennessee  FINAL BOX

VISITORS: MEIGS COUNTY 36-1

| NO | PLAYER | FG | FGA | 3P | 3PA | FT | FTA | OR | DR | TOT | PF | PTS | A | TO | BLK | S | MIN |
|---|---|---|---|---|---|---|---|---|---|---|---|---|---|---|---|---|---|
| 11 | RACHEL POWELL | 7 | 15 | 3 | 7 | 9 | 15 | 1 | 3 | 4 | 3 | 26 | 6 | 2 | 0 | 2 | 31 |
| 13 | MISTY GREENE | 5 | 8 | 0 | 0 | 7 | 12 | 3 | 2 | 5 | 1 | 17 | 0 | 3 | 0 | 2 | 32 |
| 15 | DEBBIE TROWBRIDGE | 3 | 7 | 0 | 1 | 9 | 11 | 1 | 4 | 5 | 2 | 15 | 1 | 1 | 0 | 1 | 32 |
| 51 | SHELLY STINER | 0 | 0 | 0 | 0 | 0 | 0 | 0 | 0 | 0 | 4 | 0 | 1 | 0 | 0 | 0 | 11 |
| 53 | HEATHER WILSON | 2 | 6 | 0 | 0 | 4 | 4 | 2 | 5 | 7 | 4 | 8 | 4 | 3 | 0 | 2 | 32 |
| 43 | LEAH JONES | DNP- CC | | | | | | | | | | | | | | | |
| 50 | ALICIA LANKFORD | 1 | 2 | 0 | 0 | 0 | 0 | 0 | 1 | 1 | 3 | 2 | 0 | 1 | 0 | 0 | 11 |
| 23 | CASSIE LETNER | 0 | 0 | 0 | 0 | 0 | 0 | 0 | 0 | 0 | 0 | 0 | 0 | 0 | 0 | 0 | 0 |
| 25 | BECKY LETNER | DNP- CC | | | | | | | | | | | | | | | |
| 35 | BUFFY BIVENS | 0 | 0 | 0 | 0 | 0 | 0 | 0 | 0 | 0 | 0 | 0 | 0 | 0 | 0 | 0 | 0 |
| 05 | TABITHA STINER | 0 | 0 | 0 | 0 | 0 | 0 | 0 | 0 | 0 | 0 | 0 | 0 | 0 | 0 | 0 | 0 |
| 41 | LAURA IRVIN | 0 | 0 | 0 | 0 | 0 | 0 | 0 | 0 | 0 | 0 | 0 | 0 | 0 | 0 | 0 | 0 |
| 31 | CRYSTAL EVERETT | 0 | 0 | 0 | 0 | 0 | 0 | 0 | 0 | 0 | 0 | 0 | 0 | 0 | 0 | 0 | 0 |
| 03 | PAM IRWIN | 2 | 3 | 0 | 0 | 2 | 3 | 1 | 3 | 4 | 0 | 6 | 1 | 1 | 0 | 0 | 11 |
| | TEAM | | | | | | | 0 | 1 | 1 | | | | 0 | | | |
| | TOTALS | 20 | 41 | 3 | 8 | 31 | 45 | 8 | 19 | 27 | 17 | 74 | 13 | 11 | 0 | 7 | 160 |

TOTAL FG % 1st Half 40.0  2nd Half 62.5  OT  Game 48.8  DEADBALL
3 PT FG % 1st Half 28.6  2nd Half 100.0  OT  Game 37.5  REBOUNDS 2
FT % 1st Half 90.9  2nd Half 61.8  OT  Game 68.9

HOME: SOUTH GREENE 35-1

| NO | PLAYER | FG | FGA | 3P | 3PA | FT | FTA | OR | DR | TOT | PF | PTS | A | TO | BLK | S | MIN |
|---|---|---|---|---|---|---|---|---|---|---|---|---|---|---|---|---|---|
| 10 | BRANDI SHELTON | 4 | 7 | 1 | 2 | 0 | 0 | 1 | 1 | 2 | 4 | 9 | 1 | 0 | 1 | 1 | 18 |
| 31 | JEANETTE DAVIS | 2 | 6 | 0 | 0 | 3 | 4 | 2 | 3 | 5 | 5 | 7 | 2 | 4 | 1 | 0 | 31 |
| 32 | PAULA KILDAY | 3 | 5 | 1 | 3 | 3 | 4 | 1 | 1 | 2 | 4 | 10 | 1 | 5 | 0 | 0 | 32 |
| 42 | SUSAN STARNS | 2 | 7 | 0 | 0 | 6 | 6 | 1 | 6 | 7 | 5 | 10 | 1 | 2 | 0 | 1 | 27 |
| 54 | JENNIFER DAVIS | 8 | 12 | 0 | 1 | 6 | 8 | 1 | 8 | 9 | 5 | 22 | 2 | 3 | 0 | 1 | 32 |
| 12 | DARLENE DUBOIS | 0 | 0 | 0 | 0 | 0 | 0 | 0 | 2 | 2 | 3 | 0 | 0 | 1 | 0 | 0 | 7 |
| 40 | MELISSA DUNN | 2 | 2 | 0 | 0 | 0 | 0 | 0 | 3 | 3 | 2 | 4 | 0 | 1 | 0 | 0 | 6 |
| 20 | KELLY HUFF | 0 | 0 | 0 | 0 | 0 | 0 | 0 | 1 | 1 | 1 | 0 | 0 | 0 | 0 | 0 | 1 |
| 14 | CHRYSTAL COFFEY | 0 | 2 | 0 | 2 | 0 | 0 | 0 | 0 | 0 | 1 | 0 | 0 | 1 | 0 | 0 | 3 |
| 21 | HAVEN ALDRIDGE | DNP- CC | | | | | | | | | | | | | | | |
| 50 | DEBBI BOOTH | 0 | 0 | 0 | 0 | 0 | 0 | 0 | 0 | 0 | 0 | 0 | 0 | 0 | 0 | 0 | 1 |
| 44 | CARMEN WHALEY | 0 | 1 | 0 | 1 | 0 | 0 | 0 | 0 | 0 | 2 | 0 | 1 | 1 | 0 | 0 | 2 |
| | TEAM | | | | | | | 0 | 0 | 0 | | | | 0 | | | |
| | TOTALS | 21 | 42 | 2 | 9 | 18 | 22 | 6 | 25 | 31 | 32 | 62 | 8 | 18 | 2 | 3 | 160 |

TOTAL FG % 1st Half 58.8  2nd Half 44.0  OT  Game 50.0  DEADBALL
3 PT FG % 1st Half 100.0  2nd Half 12.5  OT  Game 22.2  REBOUNDS 0
FT % 1st Half 85.7  2nd Half 75.0  OT  Game 81.8

Technical Fouls: 2
Attendance: 3,433

OFFICIALS
#0- ED TIDWELL
#0- JOE PLATT
#0- BILL WHEATLEY

| SCORE BY PERIODS | 1 | 2 | 3 | 4 | OT | FINAL |
|---|---|---|---|---|---|---|
| MEIGS COUNTY | 22 | 10 | 17 | 25 | | 74 |
| SOUTH GREENE | 18 | 15 | 14 | 15 | | 62 |

TECHNICAL FOULS:

INDIVIDUAL:
MEIGS (1) TY  9:41 2nd ~~[illegible]~~ Bench
SOUTH (1) NE  5:17 2nd ~~[illegible]~~ Bench

This report has been produced by STATMAN II (tm) 3.00.FWC
Copyright (c) 1991 NBA Properties, Inc.  All Rights Reserved.

OFFICIAL NCAA BASKETBALL BOX SCORE 03-11-93 MURFREESBORO
Licensed To: Middle Tennessee FIRST HALF

VISITORS: MEIGS COUNTY

| NO | PLAYER | FG | FGA | 3P | 3PA | FT | FTA | OR | DR | TOT | PF | PTS | A | TO | BLK | S | MIN |
|---|---|---|---|---|---|---|---|---|---|---|---|---|---|---|---|---|---|
| 11 | RACHEL POWELL | 5 | 12 | 2 | 6 | 4 | 5 | 1 | 2 | 3 | 2 | 16 | 2 | 2 | 0 | 1 | 15 |
| 13 | MISTY GREENE | 4 | 7 | 0 | 0 | 3 | 3 | 2 | 1 | 3 | 0 | 11 | 0 | 2 | 0 | 1 | 16 |
| 15 | DEBBIE TROWBRIDGE | 0 | 2 | 0 | 1 | 2 | 2 | 1 | 2 | 3 | 1 | 2 | 1 | 1 | 0 | 0 | 16 |
| 51 | SHELLY STINER | 0 | 0 | 0 | 0 | 0 | 0 | 0 | 0 | 0 | 3 | 0 | 1 | 0 | 0 | 0 | 9 |
| 53 | HEATHER WILSON | 1 | 4 | 0 | 0 | 1 | 1 | 0 | 3 | 3 | 1 | 3 | 2 | 2 | 0 | 2 | 16 |
| 43 | LEAH JONES | DNP- | | | | | | | | | | | | | | | |
| 50 | ALICIA LANKFORD | 0 | 0 | 0 | 0 | 0 | 0 | 0 | 0 | 0 | 2 | 0 | 0 | 1 | 0 | 0 | 7 |
| 23 | CASSIE LETNER | DNP- | | | | | | | | | | | | | | | |
| 25 | BECKY LETNER | DNP- | | | | | | | | | | | | | | | |
| 35 | BUFFY BIVENS | DNP- | | | | | | | | | | | | | | | |
| 05 | TABITHA STINER | DNP- | | | | | | | | | | | | | | | |
| 41 | LAURA IRVIN | DNP- | | | | | | | | | | | | | | | |
| 31 | CRYSTAL EVERETT | DNP- | | | | | | | | | | | | | | | |
| 03 | PAM IRWIN | 0 | 0 | 0 | 0 | 0 | 0 | 0 | 0 | 0 | 0 | 0 | 0 | 0 | 0 | 0 | 1 |
| | TEAM | | | | | | | 0 | 0 | 0 | | | | 0 | | | |
| | TOTALS | 10 | 25 | 2 | 7 | 10 | 11 | 4 | 8 | 12 | 9 | 32 | 6 | 8 | 0 | 4 | 80 |

| | | | | | | | |
|---|---|---|---|---|---|---|---|
| TOTAL FG % | 1st Half 40.0 | 2nd Half | OT | Game 40.0 | DEADBALL | | |
| 3 PT FG % | 1st Half 28.6 | 2nd Half | OT | Game 28.6 | REBOUNDS | 0 | |
| FT % | 1st Half 90.9 | 2nd Half | OT | Game 90.9 | | | |

HOME: SOUTH GREENE

| NO | PLAYER | FG | FGA | 3P | 3PA | FT | FTA | OR | DR | TOT | PF | PTS | A | TO | BLK | S | MIN |
|---|---|---|---|---|---|---|---|---|---|---|---|---|---|---|---|---|---|
| 10 | BRANDI SHELTON | 2 | 4 | 1 | 1 | 0 | 0 | 1 | 1 | 2 | 3 | 5 | 1 | 0 | 1 | 1 | 10 |
| 31 | JEANETTE DAVIS | 0 | 1 | 0 | 0 | 2 | 2 | 0 | 2 | 2 | 1 | 2 | 2 | 3 | 1 | 0 | 16 |
| 32 | PAULA KILDAY | 2 | 2 | 0 | 0 | 1 | 2 | 0 | 0 | 0 | 2 | 5 | 0 | 2 | 0 | 0 | 16 |
| 42 | SUSAN STARNS | 2 | 4 | 0 | 0 | 4 | 4 | 0 | 4 | 4 | 1 | 8 | 0 | 2 | 0 | 0 | 16 |
| 54 | JENNIFER DAVIS | 3 | 5 | 0 | 0 | 5 | 6 | 0 | 3 | 3 | 2 | 11 | 1 | 0 | 0 | 1 | 16 |
| 12 | DARLENE DUBOIS | 0 | 0 | 0 | 0 | 0 | 0 | 0 | 1 | 1 | 0 | 0 | 0 | 1 | 0 | 0 | 2 |
| 40 | MELISSA DUNN | 1 | 1 | 0 | 0 | 0 | 0 | 0 | 1 | 1 | 1 | 2 | 0 | 1 | 0 | 0 | 4 |
| 20 | KELLY HUFF | DNP- | | | | | | | | | | | | | | | |
| 14 | CHRYSTAL COFFEY | DNP- | | | | | | | | | | | | | | | |
| 21 | HAVEN ALDRIDGE | DNP- | | | | | | | | | | | | | | | |
| 50 | DEBBI BOOTH | DNP- | | | | | | | | | | | | | | | |
| 44 | CARMEN WHALEY | DNP- | | | | | | | | | | | | | | | |
| | TEAM | | | | | | | 0 | 0 | 0 | | | | 0 | | | |
| | TOTALS | 10 | 17 | 1 | 1 | 12 | 14 | 1 | 12 | 13 | 10 | 33 | 4 | 9 | 2 | 2 | 80 |

| | | | | | | | |
|---|---|---|---|---|---|---|---|
| TOTAL FG % | 1st Half 58.8 | 2nd Half | OT | Game 58.8 | DEADBALL | | |
| 3 PT FG % | 1st Half 100.0 | 2nd Half | OT | Game 100.0 | REBOUNDS | 0 | |
| FT % | 1st Half 85.7 | 2nd Half | OT | Game 85.7 | | | |

Technical Fouls: 0
Attendance:

OFFICIALS
#0- ED TIDWELL
#0- JOE PLATT
#0- BILL WHEATLEY

| SCORE BY PERIODS | 1 | 2 | 3 | 4 | OT | FINAL |
|---|---|---|---|---|---|---|
| MEIGS COUNTY | 22 | 10 | | | | 32 |
| SOUTH GREENE | 18 | 15 | | | | 33 |

TECHNICAL FOULS:

INDIVIDUAL:
MEIGS: NONE
SOUTH: NONE

This report has been produced by STATMAN II (tm) 3.00.FWC
Copyright (c) 1991 NBA Properties, Inc. All Rights Reserved.

OFFICIAL NCAA BASKETBALL BOX SCORE 03-12-93 MURFREESBORO
Licensed To: Middle Tennessee FINAL BOX

VISITORS: LIVINGSTON ACADEMY 32-3

| NO | PLAYER | FG | FGA | 3P | 3PA | FT | FTA | OR | DR | TOT | PF | PTS | A | TO | BLK | S | MIN |
|---|---|---|---|---|---|---|---|---|---|---|---|---|---|---|---|---|---|
| 10 | BRIDGETT ROBBINS | 1 | 6 | 1 | 6 | 0 | 0 | 2 | 4 | 6 | 5 | 3 | 4 | 4 | 0 | 0 | 30 |
| 20 | SUNDAY WATSON | 6 | 14 | 1 | 6 | 4 | 8 | 2 | 4 | 6 | 4 | 17 | 1 | 2 | 0 | 1 | 28 |
| 23 | LADONNA WRIGHT | 2 | 6 | 0 | 0 | 0 | 0 | 1 | 0 | 1 | 4 | 4 | 3 | 1 | 1 | 1 | 32 |
| 30 | LORI MILLER | 6 | 16 | 0 | 1 | 1 | 2 | 5 | 2 | 7 | 2 | 13 | 0 | 2 | 0 | 2 | 32 |
| 53 | PENNY JOHNSON | 3 | 5 | 0 | 0 | 0 | 0 | 1 | 2 | 3 | 5 | 6 | 0 | 1 | 0 | 1 | 28 |
| 22 | SAUNDRA LEACH | DNP- CC | | | | | | | | | | | | | | | |
| 15 | CARRIE LONG | 0 | 0 | 0 | 0 | 0 | 0 | 0 | 0 | 0 | 0 | 0 | 0 | 0 | 0 | 0 | 0 |
| 44 | BETHANY MELTON | DNP- CC | | | | | | | | | | | | | | | |
| 11 | TIFFANY KRENTZ | 1 | 1 | 0 | 0 | 0 | 0 | 0 | 0 | 0 | 3 | 2 | 0 | 0 | 0 | 1 | 6 |
| 40 | JEAN MITCHELL | 0 | 1 | 0 | 0 | 0 | 0 | 0 | 0 | 0 | 0 | 0 | 0 | 0 | 0 | 0 | 0 |
| 33 | MILENDA POSTON | DNP- CC | | | | | | | | | | | | | | | |
| 24 | SONIA DAVIS | 1 | 1 | 0 | 0 | 0 | 0 | 1 | 1 | 2 | 1 | 2 | 0 | 0 | 0 | 0 | 4 |
| 12 | LAURA FRANKLIN | 1 | 1 | 0 | 0 | 0 | 0 | 1 | 0 | 1 | 0 | 2 | 0 | 0 | 0 | 0 | 0 |
| 51 | CHRISTIE JENKINS | DNP- CC | | | | | | | | | | | | | | | |
| | TEAM | | | | | | | 1 | 1 | 2 | | | | 1 | | | |
| | TOTALS | 21 | 51 | 2 | 13 | 5 | 10 | 14 | 14 | 28 | 24 | 49 | 8 | 11 | 1 | 6 | 160 |

TOTAL FG % 1st Half 45.5 2nd Half 37.9 OT Game 41.2 DEADBALL
3 PT FG % 1st Half 20.0 2nd Half 12.5 OT Game 15.4 REBOUNDS 1
FT % 1st Half 0.0 2nd Half 50.0 OT Game 50.0

HOME: MEIGS COUNTY 37-1

| NO | PLAYER | FG | FGA | 3P | 3PA | FT | FTA | OR | DR | TOT | PF | PTS | A | TO | BLK | S | MIN |
|---|---|---|---|---|---|---|---|---|---|---|---|---|---|---|---|---|---|
| 11 | RACHEL POWELL | 4 | 9 | 1 | 4 | 9 | 10 | 0 | 2 | 2 | 1 | 18 | 4 | 3 | 0 | 0 | 32 |
| 13 | MISTY GREENE | 6 | 10 | 0 | 0 | 0 | 3 | 0 | 1 | 1 | 1 | 12 | 1 | 2 | 1 | 2 | 32 |
| 15 | DEBBIE TROWBRIDGE | 2 | 4 | 0 | 0 | 7 | 10 | 1 | 4 | 5 | 4 | 11 | 3 | 4 | 0 | 0 | 32 |
| 51 | SHELLY STINER | 3 | 5 | 0 | 0 | 2 | 2 | 0 | 3 | 3 | 3 | 8 | 2 | 0 | 1 | 0 | 24 |
| 53 | HEATHER WILSON | 5 | 6 | 0 | 0 | 2 | 2 | 4 | 8 | 12 | 2 | 12 | 1 | 0 | 0 | 1 | 32 |
| 43 | LEAH JONES | DNP- CC | | | | | | | | | | | | | | | |
| 50 | ALICIA LANKFORD | 0 | 0 | 0 | 0 | 0 | 0 | 1 | 0 | 1 | 0 | 0 | 0 | 0 | 0 | 0 | 6 |
| 23 | CASSIE LETNER | DNP- CC | | | | | | | | | | | | | | | |
| 25 | BECKY LETNER | DNP- CC | | | | | | | | | | | | | | | |
| 35 | BUFFY BIVENS | DNP- CC | | | | | | | | | | | | | | | |
| 05 | TABITHA STINER | DNP- CC | | | | | | | | | | | | | | | |
| 41 | LAURA IRVIN | DNP- CC | | | | | | | | | | | | | | | |
| 31 | CRYSTAL EVERETT | DNP- CC | | | | | | | | | | | | | | | |
| 03 | PAM IRWIN | 0 | 0 | 0 | 0 | 0 | 0 | 0 | 1 | 1 | 0 | 0 | 0 | 2 | 0 | 0 | 2 |
| | TEAM | | | | | | | 1 | 1 | 2 | | | | 0 | | | |
| | TOTALS | 20 | 34 | 1 | 4 | 20 | 27 | 7 | 20 | 27 | 11 | 61 | 11 | 11 | 2 | 3 | 160 |

TOTAL FG % 1st Half 70.0 2nd Half 42.9 OT Game 58.8 DEADBALL
3 PT FG % 1st Half 100.0 2nd Half 0.0 OT Game 25.0 REBOUNDS 0
FT % 1st Half 60.0 2nd Half 77.3 OT Game 74.1

Technical Fouls: 0
Attendance: TBA

OFFICIALS
#0- JAMES FOX
#0- STEVE LONG
#0- BILL WHEATLEY

| SCORE BY PERIODS | 1 | 2 | OT | OT | OT | FINAL |
|---|---|---|---|---|---|---|
| LIVINGSTON ACADEMY | 21 | 28 | | | | 49 |
| MEIGS COUNTY | 32 | 29 | | | | 61 |

TECHNICAL FOULS:

INDIVIDUAL:
LIVINGSTON: NONE Y
MEIGS: NONE

| | 1 | 2 | 3 | 4 | Final |
|---|---|---|---|---|---|
| Livingston Acad. | 17 | 4 | 10 | 18 | 49 |
| Meigs County | 20 | 12 | 7 | 20 | 61 |

This report has been produced by STATMAN II (tm) 3.00.FWC
Copyright (c) 1991 NBA Properties, Inc. All Rights Reserved.

OFFICIAL NCAA BASKETBALL BOX SCORE 03-12-93 MURFREESBORO
Licensed To: Middle Tennessee FIRST HALF

VISITORS: LIVINGSTON ACADEMY

| NO | PLAYER | FG | FGA | 3P | 3PA | FT | FTA | OR | DR | TOT | PF | PTS | A | TO | BLK | S | MIN |
|---|---|---|---|---|---|---|---|---|---|---|---|---|---|---|---|---|---|
| 10 | BRIDGETT ROBBINS | 1 | 4 | 1 | 4 | 0 | 0 | 0 | 1 | 1 | 1 | 3 | 1 | 4 | 0 | 0 | 16 |
| 20 | SUNDAY WATSON | 2 | 5 | 0 | 1 | 0 | 0 | 1 | 2 | 3 | 3 | 4 | 1 | 0 | 0 | 1 | 12 |
| 23 | LADONNA WRIGHT | 2 | 3 | 0 | 0 | 0 | 0 | 0 | 0 | 0 | 0 | 4 | 1 | 1 | 0 | 1 | 16 |
| 30 | LORI MILLER | 3 | 7 | 0 | 0 | 0 | 0 | 2 | 1 | 3 | 1 | 6 | 0 | 2 | 0 | 1 | 16 |
| 53 | PENNY JOHNSON | 2 | 3 | 0 | 0 | 0 | 0 | 0 | 1 | 1 | 1 | 4 | 0 | 1 | 0 | 0 | 16 |
| 22 | SAUNDRA LEACH | DNP- | | | | | | | | | | | | | | | |
| 15 | CARRIE LONG | DNP- | | | | | | | | | | | | | | | |
| 44 | BETHANY MELTON | DNP- | | | | | | | | | | | | | | | |
| 11 | TIFFANY KRENTZ | 0 | 0 | 0 | 0 | 0 | 0 | 0 | 0 | 0 | 0 | 0 | 0 | 0 | 0 | 1 | 4 |
| 40 | JEAN MITCHELL | DNP- | | | | | | | | | | | | | | | |
| 33 | MILENDA POSTON | DNP- | | | | | | | | | | | | | | | |
| 24 | SONIA DAVIS | DNP- | | | | | | | | | | | | | | | |
| 12 | LAURA FRANKLIN | DNP- | | | | | | | | | | | | | | | |
| 51 | CHRISTIE JENKINS | DNP- | | | | | | | | | | | | | | | |
| | TEAM | | | | | | | 0 | 1 | 1 | | | | 1 | | | |
| | TOTALS | 10 | 22 | 1 | 5 | 0 | 0 | 3 | 6 | 9 | 6 | 21 | 3 | 9 | 0 | 4 | 80 |

| | | | | | | | |
|---|---|---|---|---|---|---|---|
| TOTAL FG % | 1st Half 45.5 | 2nd Half | OT | Game 45.5 | DEADBALL | | |
| 3 PT FG % | 1st Half 20.0 | 2nd Half | OT | Game 20.0 | REBOUNDS | 0 | |
| FT % | 1st Half 0.0 | 2nd Half | OT | Game 0.0 | | | |

HOME: MEIGS COUNTY

| NO | PLAYER | FG | FGA | 3P | 3PA | FT | FTA | OR | DR | TOT | PF | PTS | A | TO | BLK | S | MIN |
|---|---|---|---|---|---|---|---|---|---|---|---|---|---|---|---|---|---|
| 11 | RACHEL POWELL | 3 | 5 | 1 | 1 | 0 | 0 | 0 | 2 | 2 | 0 | 7 | 4 | 0 | 0 | 0 | 16 |
| 13 | MISTY GREENE | 5 | 6 | 0 | 0 | 0 | 1 | 0 | 1 | 1 | 1 | 10 | 1 | 2 | 1 | 1 | 16 |
| 15 | DEBBIE TROWBRIDGE | 1 | 2 | 0 | 0 | 3 | 4 | 0 | 2 | 2 | 0 | 5 | 2 | 4 | 0 | 0 | 16 |
| 51 | SHELLY STINER | 1 | 2 | 0 | 0 | 0 | 0 | 0 | 1 | 1 | 2 | 2 | 2 | 0 | 0 | 0 | 9 |
| 53 | HEATHER WILSON | 4 | 5 | 0 | 0 | 0 | 0 | 1 | 2 | 3 | 0 | 8 | 1 | 0 | 0 | 1 | 16 |
| 43 | LEAH JONES | DNP- | | | | | | | | | | | | | | | |
| 50 | ALICIA LANKFORD | 0 | 0 | 0 | 0 | 0 | 0 | 1 | 0 | 1 | 0 | 0 | 0 | 0 | 0 | 0 | 5 |
| 23 | CASSIE LETNER | DNP- | | | | | | | | | | | | | | | |
| 25 | BECKY LETNER | DNP- | | | | | | | | | | | | | | | |
| 35 | BUFFY BIVENS | DNP- | | | | | | | | | | | | | | | |
| 05 | TABITHA STINER | DNP- | | | | | | | | | | | | | | | |
| 41 | LAURA IRVIN | DNP- | | | | | | | | | | | | | | | |
| 31 | CRYSTAL EVERETT | DNP- | | | | | | | | | | | | | | | |
| 03 | PAM IRWIN | 0 | 0 | 0 | 0 | 0 | 0 | 0 | 1 | 1 | 0 | 0 | 0 | 2 | 0 | 0 | 2 |
| | TEAM | | | | | | | 0 | 0 | 0 | | | | 0 | | | |
| | TOTALS | 14 | 20 | 1 | 1 | 3 | 5 | 2 | 9 | 11 | 3 | 32 | 10 | 8 | 1 | 2 | 80 |

| | | | | | | | |
|---|---|---|---|---|---|---|---|
| TOTAL FG % | 1st Half 70.0 | 2nd Half | OT | Game 70.0 | DEADBALL | | |
| 3 PT FG % | 1st Half 100.0 | 2nd Half | OT | Game 100.0 | REBOUNDS | 0 | |
| FT % | 1st Half 60.0 | 2nd Half | OT | Game 60.0 | | | |

Technical Fouls: 0
Attendance:

OFFICIALS
#0- JAMES FOX
#0- STEVE LONG
#0- BILL WHEATLEY

| SCORE BY PERIODS | 1 | 2 | OT | OT | OT | FINAL |
|---|---|---|---|---|---|---|
| LIVINGSTON ACADEMY | 17 | 4 | | | | 21 |
| MEIGS COUNTY | 20 | 12 | | | | 32 |

TECHNICAL FOULS:

INDIVIDUAL:
LIVINGSTON: NONE Y
MEIGS: NONE

This report has been produced by STATMAN II (tm) 3.00.FWC
Copyright (c) 1991 NBA Properties, Inc. All Rights Reserved.

# 1992 Class AA State Girls' Basketball Tournament

## March 11 - March 14, 1992 · Middle Tennessee State University - Murfreesboro

**Game 1**
Wed. Mar. 11 7:00 PM

| | |
|---|---|
| McNairy Central (28-6) | 46 |
| Austin-East (27-3) | 36 |

**Game 2**
Wed. Mar. 11 8:30 PM

| | |
|---|---|
| Meigs Co. (33-1) | 50 |
| Macon Co. (30-3) | 41 |

**Game 3**
Thu. Mar. 12 11:30 AM

| | |
|---|---|
| Camden (30-3) | 66 |
| South Greene (34-0) | 85 |

**Game 4**
Thu. Mar. 12 1:00 PM

| | |
|---|---|
| Cannon Co. (28-6) | 49 |
| Springfield (27-5) | 50 |

**Game 5**
Fri. Mar. 13 2:30 PM

| | |
|---|---|
| McNairy Central | 64 |
| Meigs Co. | 75 |

**Game 6**
Fri. Mar. 13 5:30 PM

| | |
|---|---|
| South Greene | 76 |
| Springfield | 70 |

**Game 7**
Sat. Mar. 14 6:00 PM

| | |
|---|---|
| Meigs Co. | 61 |
| South Greene | 76 |

**South Greene**
STATE CHAMPION

OFFICIAL NCAA BASKETBALL BOX SCORE 03-11-92 MURFREESBORO, TN
Licensed To: Middle Tennessee FINAL BOX

VISITORS: MACON CO. 31-3

| NO | PLAYER | FG | FGA | 3P | 3PA | FT | FTA | OR | DR | TOT | PF | PTS | A | TO | BLK | S | MIN |
|---|---|---|---|---|---|---|---|---|---|---|---|---|---|---|---|---|---|
| 10 | Tonya West | 1 | 6 | 1 | 3 | 0 | 0 | 1 | 1 | 2 | 5 | 3 | 1 | 1 | 0 | 0 | 28 |
| 12 | Dana Leath | 2 | 6 | 0 | 0 | 1 | 2 | 0 | 8 | 8 | 4 | 5 | 2 | 3 | 0 | 2 | 32 |
| 20 | Heather Gilmore | 2 | 9 | 0 | 2 | 0 | 0 | 1 | 3 | 4 | 1 | 4 | 0 | 3 | 0 | 1 | 26 |
| 50 | Andrea Butler | 11 | 16 | 1 | 1 | 1 | 2 | 1 | 4 | 5 | 2 | 24 | 1 | 2 | 3 | 0 | 32 |
| 52 | Laura Jane Roberts | 2 | 9 | 1 | 3 | 0 | 0 | 1 | 4 | 5 | 4 | 5 | 6 | 2 | 2 | 0 | 32 |
| 32 | Jenny Farley | DNP- CC | | | | | | | | | | | | | | | |
| 34 | Beverly Carter | 0 | 0 | 0 | 0 | 0 | 0 | 0 | 0 | 0 | 0 | 0 | 0 | 0 | 0 | 0 | 0 |
| 31 | Leslie Bransford | DNP- CC | | | | | | | | | | | | | | | |
| 44 | Shandy McCormick | 0 | 0 | 0 | 0 | 0 | 0 | 2 | 0 | 2 | 1 | 0 | 1 | 0 | 0 | 0 | 2 |
| 30 | Mattie McMurray | DNP- CC | | | | | | | | | | | | | | | |
| 22 | Angela Cothron | 0 | 2 | 0 | 2 | 0 | 0 | 1 | 0 | 1 | 3 | 0 | 1 | 0 | 0 | 0 | 8 |
| 42 | Tara Shoulders | 0 | 0 | 0 | 0 | 0 | 0 | 0 | 0 | 0 | 0 | 0 | 0 | 0 | 0 | 0 | 0 |
| 24 | Amy Tucker | 0 | 0 | 0 | 0 | 0 | 0 | 0 | 0 | 0 | 0 | 0 | 0 | 0 | 0 | 0 | 0 |
| 40 | Amanda Waggoner | DNP- CC | | | | | | | | | | | | | | | |
| 14 | Mitzi Blankenship | 0 | 0 | 0 | 0 | 0 | 0 | 0 | 0 | 0 | 0 | 0 | 1 | 0 | 0 | 0 | 0 |
| | TEAM | | | | | | | 0 | 0 | 0 | | | | 0 | | | |
| | TOTALS | 18 | 48 | 3 | 11 | 2 | 4 | 7 | 20 | 27 | 20 | 41 | 13 | 11 | 5 | 3 | 160 |

| | | | | | | | |
|---|---|---|---|---|---|---|---|
| TOTAL FG % | 1st Half 39.1 | 2nd Half 36.0 | OT | Game 37.5 | DEADBALL | | |
| 3 PT FG % | 1st Half 33.3 | 2nd Half 25.0 | OT | Game 27.3 | REBOUNDS | 1 | |
| FT % | 1st Half 50.0 | 2nd Half 50.0 | OT | Game 50.0 | | | |

HOME: MEIGS COUNTY 34-1

| NO | PLAYER | FG | FGA | 3P | 3PA | FT | FTA | OR | DR | TOT | PF | PTS | A | TO | BLK | S | MIN |
|---|---|---|---|---|---|---|---|---|---|---|---|---|---|---|---|---|---|
| 11 | Rachel Powell | 4 | 12 | 4 | 6 | 6 | 9 | 1 | 3 | 4 | 3 | 18 | 1 | 3 | 0 | 0 | 28 |
| 15 | Debbie Trowbridge | 0 | 1 | 0 | 0 | 0 | 0 | 1 | 3 | 4 | 0 | 0 | 1 | 1 | 0 | 0 | 24 |
| 33 | Cindy Goines | 2 | 7 | 0 | 1 | 6 | 7 | 5 | 4 | 9 | 2 | 10 | 2 | 3 | 0 | 1 | 32 |
| 45 | Wendy Reed | 4 | 10 | 0 | 0 | 8 | 10 | 3 | 2 | 5 | 1 | 16 | 0 | 4 | 0 | 0 | 29 |
| 53 | Heather Wilson | 1 | 8 | 0 | 0 | 2 | 3 | 2 | 10 | 12 | 2 | 4 | 1 | 0 | 1 | 1 | 29 |
| 13 | Misty Greene | 0 | 0 | 0 | 0 | 0 | 0 | 0 | 0 | 0 | 0 | 0 | 0 | 0 | 0 | 0 | 0 |
| 41 | Laura Irvin | DNP- CC | | | | | | | | | | | | | | | |
| 03 | Pam Irwin | DNP- CC | | | | | | | | | | | | | | | |
| 50 | Alicia Lankford | 0 | 0 | 0 | 0 | 0 | 0 | 0 | 0 | 0 | 0 | 0 | 0 | 0 | 0 | 0 | 0 |
| 23 | Cassie Letner | DNP- CC | | | | | | | | | | | | | | | |
| 35 | Buffy Bivens | DNP- CC | | | | | | | | | | | | | | | |
| 55 | Chastity Everett | 0 | 0 | 0 | 0 | 0 | 0 | 0 | 0 | 0 | 0 | 0 | 0 | 0 | 0 | 0 | 0 |
| 51 | Shelley Stiner | 1 | 2 | 0 | 0 | 0 | 0 | 1 | 1 | 2 | 0 | 2 | 1 | 0 | 0 | 0 | 6 |
| 21 | Cindy Combs | 0 | 2 | 0 | 1 | 0 | 0 | 0 | 1 | 1 | 0 | 0 | 0 | 0 | 0 | 0 | 12 |
| 31 | Crystal Everett | DNP- CC | | | | | | | | | | | | | | | |
| | TEAM | | | | | | | 0 | 0 | 0 | | | | 1 | | | |
| | TOTALS | 12 | 42 | 4 | 8 | 22 | 29 | 13 | 24 | 37 | 8 | 50 | 6 | 12 | 1 | 2 | 160 |

| | | | | | | | |
|---|---|---|---|---|---|---|---|
| TOTAL FG % | 1st Half 33.3 | 2nd Half 20.0 | OT | Game 28.6 | DEADBALL | | |
| 3 PT FG % | 1st Half 66.7 | 2nd Half 0.0 | OT | Game 50.0 | REBOUNDS | 4 | |
| FT % | 1st Half 75.0 | 2nd Half 76.2 | OT | Game 75.9 | | | |

Technical Fouls: 0
Attendance: 4400 EST

OFFICIALS
#2- Dennis Whitson
#1- Tony Brewer
#3- Doug Seals

| SCORE BY PERIODS | 1 | 2 | 3 | 4 | OT | FINAL |
|---|---|---|---|---|---|---|
| MACON CO. | 13 | 7 | 10 | 11 | | 41 |
| MEIGS COUNTY | 9 | 19 | 7 | 15 | | 50 |

TECHNICAL FOULS:

INDIVIDUAL:
MACON: NONE
MEIGS: NONE

This report has been produced by STATMAN II (tm) 3.00.FWC
Copyright (c) 1991 NBA Properties, Inc. All Rights Reserved.

OFFICIAL NCAA BASKETBALL BOX SCORE 03-11-92 MURFREESBORO, TN
Licensed To: Middle Tennessee FIRST HALF

VISITORS: MACON CO.

| NO | PLAYER | FG | FGA | 3P | 3PA | FT | FTA | OR | DR | TOT | PF | PTS | A | TO | BLK | S | MIN |
|---|---|---|---|---|---|---|---|---|---|---|---|---|---|---|---|---|---|
| 10 | Tonya West | 0 | 1 | 0 | 0 | 0 | 0 | 1 | 1 | 2 | 2 | 0 | 0 | 0 | 0 | 0 | 14 |
| 12 | Dana Leath | 0 | 3 | 0 | 0 | 0 | 0 | 0 | 6 | 6 | 0 | 0 | 1 | 2 | 0 | 0 | 16 |
| 20 | Heather Gilmore | 2 | 5 | 0 | 1 | 0 | 0 | 0 | 2 | 2 | 1 | 4 | 0 | 2 | 0 | 0 | 14 |
| 50 | Andrea Butler | 7 | 11 | 1 | 1 | 1 | 2 | 1 | 2 | 3 | 0 | 16 | 1 | 1 | 3 | 0 | 16 |
| 52 | Laura Jane Roberts | 0 | 3 | 0 | 1 | 0 | 0 | 0 | 1 | 1 | 2 | 0 | 3 | 1 | 1 | 0 | 16 |
| 32 | Jenny Farley | DNP- | | | | | | | | | | | | | | | |
| 34 | Beverly Carter | DNP- | | | | | | | | | | | | | | | |
| 31 | Leslie Bransford | DNP- | | | | | | | | | | | | | | | |
| 44 | Shandy McCormick | DNP- | | | | | | | | | | | | | | | |
| 30 | Mattie McMurray | DNP- | | | | | | | | | | | | | | | |
| 22 | Angela Cothron | 0 | 0 | 0 | 0 | 0 | 0 | 1 | 0 | 1 | 2 | 0 | 1 | 0 | 0 | 0 | 4 |
| 42 | Tara Shoulders | DNP- | | | | | | | | | | | | | | | |
| 24 | Amy Tucker | DNP- | | | | | | | | | | | | | | | |
| 40 | Amanda Waggoner | DNP- | | | | | | | | | | | | | | | |
| 14 | Mitzi Blankenship | DNP- | | | | | | | | | | | | | | | |
| | TEAM | | | | | | | 0 | 0 | 0 | | | | 0 | | | |
| | TOTALS | 9 | 23 | 1 | 3 | 1 | 2 | 3 | 12 | 15 | 7 | 20 | 6 | 6 | 4 | 0 | 80 |

| | | | | | | | |
|---|---|---|---|---|---|---|---|
| TOTAL FG % | 1st Half 39.1 | 2nd Half | OT | Game 39.1 | DEADBALL | | |
| 3 PT FG % | 1st Half 33.3 | 2nd Half | OT | Game 33.3 | REBOUNDS | 1 | |
| FT % | 1st Half 50.0 | 2nd Half | OT | Game 50.0 | | | |

HOME: MEIGS COUNTY

| NO | PLAYER | FG | FGA | 3P | 3PA | FT | FTA | OR | DR | TOT | PF | PTS | A | TO | BLK | S | MIN |
|---|---|---|---|---|---|---|---|---|---|---|---|---|---|---|---|---|---|
| 11 | Rachel Powell | 4 | 11 | 4 | 6 | 3 | 4 | 0 | 1 | 1 | 2 | 15 | 0 | 1 | 0 | 0 | 14 |
| 15 | Debbie Trowbridge | 0 | 0 | 0 | 0 | 0 | 0 | 0 | 1 | 1 | 0 | 0 | 1 | 1 | 0 | 0 | 11 |
| 33 | Cindy Goines | 0 | 2 | 0 | 0 | 2 | 2 | 4 | 3 | 7 | 0 | 2 | 1 | 1 | 0 | 0 | 16 |
| 45 | Wendy Reed | 4 | 9 | 0 | 0 | 1 | 2 | 1 | 1 | 2 | 1 | 9 | 0 | 1 | 0 | 0 | 13 |
| 53 | Heather Wilson | 1 | 5 | 0 | 0 | 0 | 0 | 1 | 4 | 5 | 1 | 2 | 1 | 0 | 0 | 0 | 16 |
| 13 | Misty Greene | DNP- | | | | | | | | | | | | | | | |
| 41 | Laura Irvin | DNP- | | | | | | | | | | | | | | | |
| 03 | Pam Irwin | DNP- | | | | | | | | | | | | | | | |
| 50 | Alicia Lankford | DNP- | | | | | | | | | | | | | | | |
| 23 | Cassie Letner | DNP- | | | | | | | | | | | | | | | |
| 35 | Buffy Bivens | DNP- | | | | | | | | | | | | | | | |
| 55 | Chastity Everett | DNP- | | | | | | | | | | | | | | | |
| 51 | Shelley Stiner | 0 | 0 | 0 | 0 | 0 | 0 | 0 | 1 | 1 | 0 | 0 | 1 | 0 | 0 | 0 | 3 |
| 21 | Cindy Combs | 0 | 0 | 0 | 0 | 0 | 0 | 0 | 0 | 0 | 0 | 0 | 0 | 0 | 0 | 0 | 7 |
| 31 | Crystal Everett | DNP- | | | | | | | | | | | | | | | |
| | TEAM | | | | | | | 0 | 0 | 0 | | | | 1 | | | |
| | TOTALS | 9 | 27 | 4 | 6 | 6 | 8 | 6 | 11 | 17 | 4 | 28 | 4 | 5 | 0 | 0 | 80 |

| | | | | | | | |
|---|---|---|---|---|---|---|---|
| TOTAL FG % | 1st Half 33.3 | 2nd Half | OT | Game 33.3 | DEADBALL | | |
| 3 PT FG % | 1st Half 66.7 | 2nd Half | OT | Game 66.7 | REBOUNDS | 2 | |
| FT % | 1st Half 75.0 | 2nd Half | OT | Game 75.0 | | | |

Technical Fouls: 0
Attendance:

OFFICIALS
#2- Dennis Whitson
#1- Tony Brewer
#3- Doug Seals

| SCORE BY PERIODS | 1 | 2 | 3 | 4 | OT | FINAL |
|---|---|---|---|---|---|---|
| MACON CO. | 13 | 7 | | | | 20 |
| MEIGS COUNTY | 9 | 19 | | | | 28 |

TECHNICAL FOULS:

INDIVIDUAL:
MACON: NONE
MEIGS: NONE

OFFICIAL NCAA BASKETBALL BOX SCORE 03-13-92 MURFREESBORO, TN
Licensed To: Middle Tennessee FINAL BOX

VISITORS: MEIGS COUNTY 35-1

| NO | PLAYER | FG | FGA | 3P | 3PA | FT | FTA | OR | DR | TOT | PF | PTS | A | TO | BLK | S | MIN |
|---|---|---|---|---|---|---|---|---|---|---|---|---|---|---|---|---|---|
| 11 | Rachel Powell | 3 | 11 | 2 | 8 | 3 | 4 | 0 | 1 | 1 | 2 | 11 | 7 | 6 | 2 | 0 | 28 |
| 21 | Cindy Combs | 2 | 3 | 1 | 1 | 2 | 2 | 1 | 0 | 1 | 3 | 7 | 3 | 1 | 0 | 1 | 20 |
| 33 | Cindy Goines | 10 | 12 | 0 | 0 | 2 | 5 | 4 | 3 | 7 | 3 | 22 | 3 | 0 | 0 | 0 | 31 |
| 45 | Wendy Reed | 6 | 9 | 0 | 0 | 3 | 6 | 3 | 2 | 5 | 3 | 15 | 2 | 3 | 0 | 1 | 28 |
| 53 | Heather Wilson | 7 | 11 | 0 | 0 | 1 | 2 | 5 | 6 | 11 | 3 | 15 | 3 | 0 | 0 | 1 | 30 |
| 13 | Misty Greene | 0 | 0 | 0 | 0 | 1 | 2 | 0 | 0 | 0 | 0 | 1 | 0 | 0 | 0 | 0 | 3 |
| 41 | Laura Irvin | DNP- CC | | | | | | | | | | | | | | | |
| 03 | Pam Irwin | DNP- CC | | | | | | | | | | | | | | | |
| 50 | Alicia Lankford | 0 | 0 | 0 | 0 | 0 | 1 | 2 | 1 | 3 | 0 | 0 | 0 | 1 | 0 | 0 | 2 |
| 23 | Cassie Letner | DNP- CC | | | | | | | | | | | | | | | |
| 35 | Buffy Bivens | 0 | 0 | 0 | 0 | 0 | 0 | 0 | 0 | 0 | 0 | 0 | 0 | 0 | 0 | 0 | 0 |
| 55 | Chastity Everett | 0 | 0 | 0 | 0 | 0 | 1 | 0 | 0 | 0 | 0 | 0 | 0 | 0 | 0 | 0 | 1 |
| 51 | Shelley Stiner | 0 | 0 | 0 | 0 | 0 | 0 | 0 | 1 | 1 | 0 | 0 | 0 | 0 | 0 | 0 | 3 |
| 15 | Debbie Trowbridge | 1 | 3 | 0 | 0 | 2 | 2 | 1 | 2 | 3 | 0 | 4 | 2 | 0 | 0 | 0 | 14 |
| 31 | Crystal Everett | 0 | 0 | 0 | 0 | 0 | 0 | 0 | 0 | 0 | 0 | 0 | 0 | 0 | 0 | 0 | 0 |
| | TEAM | | | | | | | 0 | 0 | 0 | | | | 0 | | | |
| | TOTALS | 29 | 49 | 3 | 9 | 14 | 25 | 16 | 16 | 32 | 14 | 75 | 20 | 11 | 2 | 3 | 160 |

| | | | | | | | | |
|---|---|---|---|---|---|---|---|---|
| TOTAL FG % | 1st Half | 51.6 | 2nd Half | 72.2 | OT | Game | 59.2 | DEADBALL |
| 3 PT FG % | 1st Half | 16.7 | 2nd Half | 66.7 | OT | Game | 33.3 | REBOUNDS 1 |
| FT % | 1st Half | 50.0 | 2nd Half | 57.9 | OT | Game | 56.0 | |

HOME: McNAIRY CENTRAL 29-7

| NO | PLAYER | FG | FGA | 3P | 3PA | FT | FTA | OR | DR | TOT | PF | PTS | A | TO | BLK | S | MIN |
|---|---|---|---|---|---|---|---|---|---|---|---|---|---|---|---|---|---|
| 05 | Kerri Whitten | 2 | 3 | 0 | 0 | 1 | 2 | 3 | 1 | 4 | 2 | 5 | 1 | 0 | 0 | 0 | 24 |
| 13 | Brandi Brown | 4 | 11 | 2 | 4 | 3 | 4 | 2 | 2 | 4 | 4 | 13 | 0 | 4 | 0 | 0 | 31 |
| 23 | Bianca Barnes | 1 | 3 | 0 | 1 | 4 | 4 | 1 | 2 | 3 | 1 | 6 | 1 | 2 | 0 | 0 | 13 |
| 33 | Tarcha Dilworth | 4 | 7 | 0 | 0 | 0 | 0 | 0 | 2 | 2 | 3 | 8 | 2 | 1 | 0 | 0 | 27 |
| 44 | Robin Ayers | 0 | 0 | 0 | 0 | 0 | 0 | 0 | 0 | 0 | 2 | 0 | 1 | 1 | 0 | 0 | 14 |
| 21 | Natasha Brown | 3 | 4 | 2 | 3 | 0 | 1 | 1 | 2 | 3 | 3 | 8 | 2 | 2 | 0 | 1 | 14 |
| 25 | Misti Garner | 0 | 0 | 0 | 0 | 0 | 0 | 0 | 0 | 0 | 1 | 0 | 0 | 0 | 0 | 0 | 1 |
| 15 | Kristi Goodrum | 0 | 0 | 0 | 0 | 0 | 0 | 0 | 0 | 0 | 1 | 0 | 0 | 0 | 0 | 0 | 0 |
| 43 | Paige McMahan | 0 | 1 | 0 | 1 | 0 | 0 | 0 | 1 | 1 | 0 | 0 | 0 | 0 | 0 | 0 | 0 |
| 51 | Ginny Murphy | 3 | 3 | 0 | 0 | 0 | 1 | 1 | 1 | 2 | 0 | 6 | 0 | 0 | 0 | 0 | 10 |
| 55 | Melody Price | 1 | 1 | 0 | 0 | 0 | 0 | 1 | 1 | 2 | 0 | 2 | 0 | 0 | 0 | 0 | 1 |
| 41 | Prudence Smith | 0 | 0 | 0 | 0 | 0 | 0 | 0 | 0 | 0 | 0 | 0 | 0 | 0 | 0 | 0 | 0 |
| 31 | Shelly Surratt | 6 | 12 | 4 | 8 | 0 | 0 | 0 | 2 | 2 | 5 | 16 | 3 | 3 | 0 | 1 | 25 |
| 11 | Sylvia Waller | 0 | 0 | 0 | 0 | 0 | 0 | 0 | 0 | 0 | 0 | 0 | 0 | 0 | 0 | 0 | 0 |
| 53 | Remona Davis | DNP- CC | | | | | | | | | | | | | | | |
| | TEAM | | | | | | | 0 | 0 | 0 | | | | 0 | | | |
| | TOTALS | 24 | 45 | 8 | 17 | 8 | 12 | 9 | 14 | 23 | 22 | 64 | 10 | 13 | 0 | 2 | 160 |

| | | | | | | | | |
|---|---|---|---|---|---|---|---|---|
| TOTAL FG % | 1st Half | 50.0 | 2nd Half | 56.0 | OT | Game | 53.3 | DEADBALL |
| 3 PT FG % | 1st Half | 60.0 | 2nd Half | 41.7 | OT | Game | 47.1 | REBOUNDS 0 |
| FT % | 1st Half | 71.4 | 2nd Half | 60.0 | OT | Game | 66.7 | |

Technical Fouls: 0
Attendance: TBA

OFFICIALS
#3- GREG WINFREE
#2- Jerry McCarter
#2- Dennis Whitson

| SCORE BY PERIODS | 1 | 2 | 3 | 4 | OT | FINAL |
|---|---|---|---|---|---|---|
| MEIGS COUNTY | 20 | 16 | 16 | 23 | | 75 |
| McNAIRY CENTRAL | 13 | 15 | 10 | 26 | | 64 |

TECHNICAL FOULS:

INDIVIDUAL:
MEIGS: NONE
McNAIRY: NONE L

This report has been produced by STATMAN II (tm) 3.00.FWC

OFFICIAL NCAA BASKETBALL BOX SCORE 03-13-92 MURFREESBORO, TN
Licensed To: Middle Tennessee FIRST HALF

VISITORS: MEIGS COUNTY

| NO | PLAYER | FG | FGA | 3P | 3PA | FT | FTA | OR | DR | TOT | PF | PTS | A | TO | BLK | S | MIN |
|---|---|---|---|---|---|---|---|---|---|---|---|---|---|---|---|---|---|
| 11 | Rachel Powell | 1 | 8 | 0 | 5 | 0 | 0 | 0 | 1 | 1 | 2 | 2 | 3 | 3 | 0 | 0 | 14 |
| 21 | Cindy Combs | 1 | 1 | 1 | 1 | 0 | 0 | 1 | 0 | 1 | 3 | 3 | 2 | 0 | 0 | 1 | 10 |
| 33 | Cindy Goines | 5 | 6 | 0 | 0 | 0 | 0 | 2 | 0 | 2 | 1 | 10 | 2 | 0 | 0 | 0 | 16 |
| 45 | Wendy Reed | 5 | 7 | 0 | 0 | 2 | 4 | 2 | 1 | 3 | 2 | 12 | 1 | 3 | 0 | 1 | 13 |
| 53 | Heather Wilson | 3 | 6 | 0 | 0 | 0 | 0 | 2 | 5 | 7 | 1 | 6 | 2 | 0 | 0 | 1 | 16 |
| 13 | Misty Greene | 0 | 0 | 0 | 0 | 1 | 2 | 0 | 0 | 0 | 0 | 1 | 0 | 0 | 0 | 0 | 1 |
| 41 | Laura Irvin | DNP- | | | | | | | | | | | | | | | |
| 03 | Pam Irwin | DNP- | | | | | | | | | | | | | | | |
| 50 | Alicia Lankford | 0 | 0 | 0 | 0 | 0 | 0 | 0 | 1 | 1 | 0 | 0 | 0 | 0 | 0 | 0 | 1 |
| 23 | Cassie Letner | DNP- | | | | | | | | | | | | | | | |
| 35 | Buffy Bivens | DNP- | | | | | | | | | | | | | | | |
| 55 | Chastity Everett | DNP- | | | | | | | | | | | | | | | |
| 51 | Shelley Stiner | 0 | 0 | 0 | 0 | 0 | 0 | 0 | 0 | 0 | 0 | 0 | 0 | 0 | 0 | 0 | 2 |
| 15 | Debbie Trowbridge | 1 | 3 | 0 | 0 | 0 | 0 | 1 | 1 | 2 | 0 | 2 | 0 | 0 | 0 | 0 | 7 |
| 31 | Crystal Everett | DNP- | | | | | | | | | | | | | | | |
| | TEAM | | | | | | | 0 | 0 | 0 | | | | 0 | | | |
| | TOTALS | 16 | 31 | 1 | 6 | 3 | 6 | 8 | 9 | 17 | 9 | 36 | 10 | 6 | 0 | 3 | 80 |

| | | | | | | | | |
|---|---|---|---|---|---|---|---|---|
| TOTAL FG % | 1st Half | 51.6 | 2nd Half | OT | Game | 51.6 | DEADBALL | |
| 3 PT FG % | 1st Half | 16.7 | 2nd Half | OT | Game | 16.7 | REBOUNDS | 1 |
| FT % | 1st Half | 50.0 | 2nd Half | OT | Game | 50.0 | | |

HOME: McNAIRY CENTRAL

| NO | PLAYER | FG | FGA | 3P | 3PA | FT | FTA | OR | DR | TOT | PF | PTS | A | TO | BLK | S | MIN |
|---|---|---|---|---|---|---|---|---|---|---|---|---|---|---|---|---|---|
| 05 | Kerri Whitten | 1 | 2 | 0 | 0 | 0 | 0 | 1 | 1 | 2 | 2 | 2 | 0 | 0 | 0 | 0 | 9 |
| 13 | Brandi Brown | 2 | 5 | 1 | 2 | 3 | 4 | 1 | 2 | 3 | 1 | 8 | 0 | 4 | 0 | 0 | 15 |
| 23 | Bianca Barnes | 0 | 1 | 0 | 0 | 2 | 2 | 0 | 2 | 2 | 0 | 2 | 0 | 2 | 0 | 0 | 6 |
| 33 | Tarcha Dilworth | 1 | 3 | 0 | 0 | 0 | 0 | 0 | 1 | 1 | 2 | 2 | 2 | 1 | 0 | 0 | 16 |
| 44 | Robin Ayers | 0 | 0 | 0 | 0 | 0 | 0 | 0 | 0 | 0 | 0 | 0 | 1 | 0 | 0 | 0 | 9 |
| 21 | Natasha Brown | 2 | 2 | 1 | 1 | 0 | 0 | 0 | 2 | 2 | 0 | 5 | 0 | 2 | 0 | 1 | 5 |
| 25 | Misti Garner | 0 | 0 | 0 | 0 | 0 | 0 | 0 | 0 | 0 | 1 | 0 | 0 | 0 | 0 | 0 | 1 |
| 15 | Kristi Goodrum | DNP- | | | | | | | | | | | | | | | |
| 43 | Paige McMahan | DNP- | | | | | | | | | | | | | | | |
| 51 | Ginny Murphy | 2 | 2 | 0 | 0 | 0 | 1 | 1 | 0 | 1 | 0 | 4 | 0 | 0 | 0 | 0 | 7 |
| 55 | Melody Price | DNP- | | | | | | | | | | | | | | | |
| 41 | Prudence Smith | DNP- | | | | | | | | | | | | | | | |
| 31 | Shelly Surratt | 2 | 5 | 1 | 2 | 0 | 0 | 0 | 1 | 1 | 0 | 5 | 1 | 2 | 0 | 0 | 12 |
| 11 | Sylvia Waller | DNP- | | | | | | | | | | | | | | | |
| 53 | Remona Davis | DNP- | | | | | | | | | | | | | | | |
| | TEAM | | | | | | | 0 | 0 | 0 | | | | 0 | | | |
| | TOTALS | 10 | 20 | 3 | 5 | 5 | 7 | 3 | 9 | 12 | 6 | 28 | 4 | 11 | 0 | 1 | 80 |

| | | | | | | | | |
|---|---|---|---|---|---|---|---|---|
| TOTAL FG % | 1st Half | 50.0 | 2nd Half | OT | Game | 50.0 | DEADBALL | |
| 3 PT FG % | 1st Half | 60.0 | 2nd Half | OT | Game | 60.0 | REBOUNDS | 0 |
| FT % | 1st Half | 71.4 | 2nd Half | OT | Game | 71.4 | | |

Technical Fouls: 0
Attendance:

OFFICIALS
#3- GREG WINFREE
#2- Jerry McCarter
#2- Dennis Whitson

| SCORE BY PERIODS | 1 | 2 | OT | OT | OT | FINAL |
|---|---|---|---|---|---|---|
| MEIGS COUNTY | 20 | 16 | | | | 36 |
| McNAIRY CENTRAL | 13 | 15 | | | | 28 |

TECHNICAL FOULS:

INDIVIDUAL:
MEIGS: NONE
McNAIRY: NONE L

OFFICIAL NCAA BASKETBALL BOX SCORE 03-14-92 MURFREESBORO, TN
Licensed To: Middle Tennessee FINAL BOX

VISITORS: SOUTH GREENE 37-0

| NO | PLAYER | FG | FGA | 3P | 3PA | FT | FTA | OR | DR | TOT | PF | PTS | A | TO | BLK | S | MIN |
|---|---|---|---|---|---|---|---|---|---|---|---|---|---|---|---|---|---|
| 30 | Jody Reaves | 5 | 8 | 0 | 0 | 1 | 2 | 0 | 5 | 5 | 2 | 11 | 1 | 3 | 0 | 1 | 32 |
| 31 | Jeanette Davis | 3 | 4 | 0 | 0 | 1 | 2 | 3 | 3 | 6 | 3 | 7 | 0 | 6 | 1 | 2 | 26 |
| 40 | Dawn Smelcer | 0 | 5 | 0 | 0 | 1 | 2 | 0 | 4 | 4 | 5 | 1 | 4 | 3 | 0 | 1 | 19 |
| 42 | Susan Starnes | 14 | 16 | 0 | 0 | 7 | 9 | 0 | 4 | 4 | 3 | 35 | 1 | 1 | 0 | 0 | 32 |
| 54 | Jennifer Davis | 7 | 10 | 0 | 0 | 4 | 5 | 0 | 8 | 8 | 3 | 18 | 5 | 1 | 0 | 1 | 28 |
| 20 | Kelly Huff | DNP- CC | | | | | | | | | | | | | | | |
| 22 | Amy Huff | DNP- CC | | | | | | | | | | | | | | | |
| 32 | Paula Kilday | 2 | 2 | 0 | 0 | 0 | 0 | 0 | 3 | 3 | 3 | 4 | 2 | 3 | 0 | 0 | 15 |
| 21 | Haven Aldridge | 0 | 0 | 0 | 0 | 0 | 0 | 0 | 0 | 0 | 0 | 0 | 0 | 0 | 0 | 0 | 1 |
| 11 | Tamara Renner | 0 | 0 | 0 | 0 | 0 | 0 | 0 | 0 | 0 | 2 | 0 | 0 | 2 | 0 | 0 | 7 |
| 10 | Brandi Shelton | DNP- CC | | | | | | | | | | | | | | | |
| 14 | Crystal Coffey | DNP- CC | | | | | | | | | | | | | | | |
| 12 | Darlene Dubois | DNP- CC | | | | | | | | | | | | | | | |
| 44 | Michelle Stills | DNP- CC | | | | | | | | | | | | | | | |
| 50 | Carmen Whaley | DNP- CC | | | | | | | | | | | | | | | |
| | TEAM | | | | | | | 0 | 0 | 0 | | | | 0 | | | |
| | TOTALS | 31 | 45 | 0 | 0 | 14 | 20 | 3 | 27 | 30 | 21 | 76 | 13 | 19 | 1 | 5 | 160 |

TOTAL FG % 1st Half 65.4 2nd Half 73.7 OT Game 68.9 DEADBALL
3 PT FG % 1st Half 0.0 2nd Half 0.0 OT Game 0.0 REBOUNDS 3
FT % 1st Half 100.0 2nd Half 64.7 OT Game 70.0

HOME: MEIGS COUNTY 35-2

| NO | PLAYER | FG | FGA | 3P | 3PA | FT | FTA | OR | DR | TOT | PF | PTS | A | TO | BLK | S | MIN |
|---|---|---|---|---|---|---|---|---|---|---|---|---|---|---|---|---|---|
| 11 | Rachel Powell | 8 | 19 | 4 | 11 | 5 | 8 | 1 | 1 | 2 | 3 | 25 | 3 | 4 | 2 | 2 | 31 |
| 15 | Debbie Trowbridge | 2 | 4 | 0 | 0 | 6 | 6 | 2 | 3 | 5 | 1 | 10 | 2 | 0 | 0 | 0 | 19 |
| 33 | Cindy Goines | 0 | 3 | 0 | 0 | 2 | 2 | 0 | 2 | 2 | 3 | 2 | 2 | 5 | 0 | 3 | 32 |
| 45 | Wendy Reed | 5 | 10 | 0 | 0 | 4 | 7 | 2 | 2 | 4 | 3 | 14 | 0 | 5 | 0 | 0 | 25 |
| 53 | Heather Wilson | 1 | 4 | 0 | 0 | 3 | 3 | 1 | 4 | 5 | 3 | 5 | 1 | 1 | 0 | 2 | 28 |
| 13 | Misty Greene | 0 | 1 | 0 | 1 | 0 | 0 | 0 | 0 | 0 | 1 | 0 | 0 | 0 | 0 | 0 | 2 |
| 41 | Laura Irvin | DNP- CC | | | | | | | | | | | | | | | |
| 03 | Pam Irwin | DNP- CC | | | | | | | | | | | | | | | |
| 50 | Alicia Lankford | 0 | 0 | 0 | 0 | 0 | 0 | 0 | 0 | 0 | 0 | 0 | 0 | 0 | 0 | 0 | 2 |
| 23 | Cassie Letner | DNP- CC | | | | | | | | | | | | | | | |
| 35 | Buffy Bivens | DNP- CC | | | | | | | | | | | | | | | |
| 55 | Chastity Everett | 0 | 0 | 0 | 0 | 0 | 0 | 0 | 1 | 1 | 0 | 0 | 0 | 0 | 0 | 0 | 2 |
| 51 | Shelley Stiner | 1 | 1 | 0 | 0 | 0 | 1 | 0 | 1 | 1 | 1 | 2 | 0 | 0 | 0 | 0 | 4 |
| 21 | Cindy Combs | 1 | 5 | 1 | 3 | 0 | 0 | 1 | 0 | 1 | 1 | 3 | 0 | 0 | 0 | 0 | 15 |
| 31 | Crystal Everett | DNP- CC | | | | | | | | | | | | | | | |
| | TEAM | | | | | | | 0 | 0 | 0 | | | | 0 | | | |
| | TOTALS | 18 | 47 | 5 | 15 | 20 | 27 | 7 | 14 | 21 | 16 | 61 | 8 | 15 | 2 | 7 | 160 |

TOTAL FG % 1st Half 18.2 2nd Half 56.0 OT Game 38.3 DEADBALL
3 PT FG % 1st Half 20.0 2nd Half 40.0 OT Game 33.3 REBOUNDS 2
FT % 1st Half 66.7 2nd Half 88.9 OT Game 74.1

Technical Fouls: 0
Attendance: TBA

OFFICIALS SCORE BY PERIODS 1 2 3 4 OT FINAL
#1- DORRIS ARMSTRONG#2- Ken Chapman SOUTH GREENE 23 14 18 21 76
#2- Ken Chapman MEIGS COUNTY 9 12 18 22 61
#1- Tony Brewer

TECHNICAL FOULS:

INDIVIDUAL:
SOUTH: NONE
MEIGS: NONE

This report has been produced by STATMAN II (tm) 3.00.FWC

OFFICIAL NCAA BASKETBALL BOX SCORE 03-14-92 MURFREESBORO, TN
Licensed To: Middle Tennessee FIRST HALF

VISITORS: SOUTH GREENE

| NO | PLAYER | FG | FGA | 3P | 3PA | FT | FTA | OR | DR | TOT | PF | PTS | A | TO | BLK | S | MIN |
|---|---|---|---|---|---|---|---|---|---|---|---|---|---|---|---|---|---|
| 30 | Jody Reaves | 3 | 5 | 0 | 0 | 0 | 0 | 0 | 4 | 4 | 1 | 6 | 1 | 1 | 0 | 0 | 16 |
| 31 | Jeanette Davis | 2 | 3 | 0 | 0 | 0 | 0 | 1 | 1 | 2 | 2 | 4 | 0 | 2 | 0 | 0 | 11 |
| 40 | Dawn Smelcer | 0 | 3 | 0 | 0 | 0 | 0 | 0 | 4 | 4 | 3 | 0 | 3 | 3 | 0 | 1 | 14 |
| 42 | Susan Starnes | 6 | 8 | 0 | 0 | 2 | 2 | 0 | 3 | 3 | 2 | 14 | 0 | 1 | 0 | 0 | 16 |
| 54 | Jennifer Davis | 5 | 6 | 0 | 0 | 1 | 1 | 0 | 6 | 6 | 3 | 11 | 2 | 1 | 0 | 0 | 13 |
| 20 | Kelly Huff | DNP- | | | | | | | | | | | | | | | |
| 22 | Amy Huff | DNP- | | | | | | | | | | | | | | | |
| 32 | Paula Kilday | 1 | 1 | 0 | 0 | 0 | 0 | 0 | 1 | 1 | 1 | 2 | 1 | 1 | 0 | 0 | 4 |
| 21 | Haven Aldridge | DNP- | | | | | | | | | | | | | | | |
| 11 | Tamara Renner | 0 | 0 | 0 | 0 | 0 | 0 | 0 | 0 | 0 | 1 | 0 | 0 | 1 | 0 | 0 | 6 |
| 10 | Brandi Shelton | DNP- | | | | | | | | | | | | | | | |
| 14 | Crystal Coffey | DNP- | | | | | | | | | | | | | | | |
| 12 | Darlene Dubois | DNP- | | | | | | | | | | | | | | | |
| 44 | Michelle Stills | DNP- | | | | | | | | | | | | | | | |
| 50 | Carmen Whaley | DNP- | | | | | | | | | | | | | | | |
| | TEAM | | | | | | | 0 | 0 | 0 | | | | 0 | | | |
| | TOTALS | 17 | 26 | 0 | 0 | 3 | 3 | 1 | 19 | 20 | 13 | 37 | 7 | 10 | 0 | 1 | 80 |

| | | | | | | | |
|---|---|---|---|---|---|---|---|
| TOTAL FG % | 1st Half 65.4 | 2nd Half | OT | Game 65.4 | DEADBALL | | |
| 3 PT FG % | 1st Half 0.0 | 2nd Half | OT | Game 0.0 | REBOUNDS | 0 | |
| FT % | 1st Half 100.0 | 2nd Half | OT | Game 100.0 | | | |

HOME: MEIGS COUNTY

| NO | PLAYER | FG | FGA | 3P | 3PA | FT | FTA | OR | DR | TOT | PF | PTS | A | TO | BLK | S | MIN |
|---|---|---|---|---|---|---|---|---|---|---|---|---|---|---|---|---|---|
| 11 | Rachel Powell | 2 | 8 | 1 | 5 | 2 | 4 | 1 | 0 | 1 | 1 | 7 | 1 | 2 | 0 | 1 | 16 |
| 15 | Debbie Trowbridge | 1 | 3 | 0 | 0 | 6 | 6 | 2 | 3 | 5 | 0 | 8 | 0 | 0 | 0 | 0 | 10 |
| 33 | Cindy Goines | 0 | 3 | 0 | 0 | 0 | 0 | 0 | 2 | 2 | 0 | 0 | 1 | 3 | 0 | 1 | 16 |
| 45 | Wendy Reed | 1 | 5 | 0 | 0 | 2 | 5 | 1 | 0 | 1 | 1 | 4 | 0 | 2 | 0 | 0 | 12 |
| 53 | Heather Wilson | 0 | 2 | 0 | 0 | 2 | 2 | 0 | 2 | 2 | 1 | 2 | 1 | 0 | 0 | 0 | 15 |
| 13 | Misty Greene | 0 | 0 | 0 | 0 | 0 | 0 | 0 | 0 | 0 | 0 | 0 | 0 | 0 | 0 | 0 | 0 |
| 41 | Laura Irvin | DNP- | | | | | | | | | | | | | | | |
| 03 | Pam Irwin | DNP- | | | | | | | | | | | | | | | |
| 50 | Alicia Lankford | 0 | 0 | 0 | 0 | 0 | 0 | 0 | 0 | 0 | 0 | 0 | 0 | 0 | 0 | 0 | 2 |
| 23 | Cassie Letner | DNP- | | | | | | | | | | | | | | | |
| 35 | Buffy Bivens | DNP- | | | | | | | | | | | | | | | |
| 55 | Chastity Everett | DNP- | | | | | | | | | | | | | | | |
| 51 | Shelley Stiner | 0 | 0 | 0 | 0 | 0 | 1 | 0 | 1 | 1 | 0 | 0 | 0 | 0 | 0 | 0 | 3 |
| 21 | Cindy Combs | 0 | 1 | 0 | 0 | 0 | 0 | 0 | 0 | 0 | 0 | 0 | 0 | 0 | 0 | 0 | 6 |
| 31 | Crystal Everett | DNP- | | | | | | | | | | | | | | | |
| | TEAM | | | | | | | 0 | 0 | 0 | | | | 0 | | | |
| | TOTALS | 4 | 22 | 1 | 5 | 12 | 18 | 4 | 8 | 12 | 3 | 21 | 3 | 7 | 0 | 2 | 80 |

| | | | | | | | |
|---|---|---|---|---|---|---|---|
| TOTAL FG % | 1st Half 18.2 | 2nd Half | OT | Game 18.2 | DEADBALL | | |
| 3 PT FG % | 1st Half 20.0 | 2nd Half | OT | Game 20.0 | REBOUNDS | 1 | |
| FT % | 1st Half 66.7 | 2nd Half | OT | Game 66.7 | | | |

Technical Fouls: 0
Attendance:

OFFICIALS
#1- DORRIS ARMSTRONG#2- Ken Chapman
#2- Ken Chapman
#1- Tony Brewer

| SCORE BY PERIODS | 1 | 2 | 3 | 4 | OT | FINAL |
|---|---|---|---|---|---|---|
| SOUTH GREENE | 23 | 14 | 0 | | | 37 |
| MEIGS COUNTY | 0 | 9 | 12 | | | 21 |

TECHNICAL FOULS:

INDIVIDUAL:
SOUTH: NONE
MEIGS: NONE

This report has been produced by STATMAN II (tm) 3.00.FWC

# 1991 Class AA State Girls' Basketball Tournament

## March 13 - March 16, 1991 · Middle Tennessee State University - Murfreesboro



Final

# OFFICIAL NCAA® BASKETBALL BOX SCORE

Date 3/13/91 Site Murfreesboro, TN

VISITORS (Last name, first) (Indicate starters with an asterisk)

| No. | Meigs Co. | Total FG FG | Total FG FGA | 3-point FG | 3-point FGA | FT | FTA | Rebounds Off. | Rebounds Def. | Rebounds Tot. | PF | TP | A | TO | BLK | S | MIN |
|---|---|---|---|---|---|---|---|---|---|---|---|---|---|---|---|---|---|
| 11 | Rachel Powell | 9 | 20 | 7 | 17 | 2 | 2 | 0 | 2 | 2 | 4 | 27 | 1 | 5 | 0 | 2 | |
| 15 | Debbie Trowbridge | 1 | 6 | 0 | 2 | 3 | 3 | 1 | 2 | 3 | 2 | 5 | 4 | 3 | 0 | 0 | |
| 33 | Cindy Standridge | 3 | 9 | 0 | 0 | 1 | 2 | 5 | 1 | 6 | 5 | 7 | 1 | 6 | 2 | 5 | |
| 45 | Wendi Reed | 4 | 11 | 0 | 0 | 0 | 1 | 3 | 2 | 5 | 4 | 8 | 1 | 1 | 0 | 0 | |
| 53 | Heather Wilson | 6 | 10 | 0 | 0 | 0 | 2 | 7 | 2 | 9 | 4 | 12 | 0 | 2 | 0 | 1 | |
| 21 | Cindy Combs | 0 | 4 | 0 | 2 | 2 | 2 | 2 | 3 | 5 | 3 | 2 | 1 | 1 | 0 | 1 | |
| 51 | Shelley Stiner | 0 | 2 | 0 | 0 | 0 | 0 | 1 | 1 | 2 | 0 | 0 | 0 | 0 | 0 | 0 | |
| | TEAM REBOUNDS (included in Totals) | | | | | | | | | | | | | | | | |
| | TOTALS | 23 | 62 | 7 | 21 | 8 | 12 | 19 | 13 | 32 | 22 | 61 | 8 | 18 | 2 | 9 | |

TOTAL FG%: 1st half .400 (12-30) 2nd half .344 (11-32) Game .371

3-Pt. FG%: 1st half .400 (4-10) 2nd half .273 (3-11) Game .333

FT%: 1st half .600 (3-5) 2nd half .714 (5-7) Game .667

Deadball rebounds 1

HOME (Last name, first) (Indicate starters with an asterisk)

| No. | Gibson Co. | Total FG FG | Total FG FGA | 3-point FG | 3-point FGA | FT | FTA | Rebounds Off. | Rebounds Def. | Rebounds Tot. | PF | TP | A | TO | BLK | S | MIN |
|---|---|---|---|---|---|---|---|---|---|---|---|---|---|---|---|---|---|
| 25 | Anna Richardson | 6 | 9 | 2 | 2 | 9 | 11 | 0 | 5 | 5 | 3 | 23 | 2 | 4 | 0 | 1 | |
| 32 | Sophrina Moore | 4 | 8 | 0 | 0 | 0 | 1 | 2 | 3 | 5 | 0 | 8 | 0 | 2 | 0 | 1 | |
| 40 | Susan Acree | 4 | 10 | 0 | 0 | 5 | 7 | 5 | 5 | 10 | 2 | 13 | 0 | 6 | 0 | 1 | |
| 42 | Christy Hicks | 6 | 8 | 0 | 0 | 8 | 12 | 5 | 4 | 9 | 3 | 20 | 2 | 4 | 0 | 2 | |
| 43 | Ti Skinner | 1 | 4 | 0 | 0 | 0 | 2 | 0 | 3 | 3 | 4 | 2 | 3 | 6 | 0 | 3 | |
| 22 | Dana Warren | 0 | 0 | 0 | 0 | 0 | 0 | 0 | 1 | 1 | 0 | 0 | 0 | 1 | 0 | 0 | |
| 51 | Keri Smithson | 0 | 0 | 0 | 0 | 0 | 0 | 0 | 1 | 1 | 0 | 0 | 0 | 0 | 0 | 0 | |
| | TEAM REBOUNDS (included in Totals) | | | | | | | | | 1 | | | | | | | |
| | TOTALS | 21 | 39 | 2 | 2 | 22 | 33 | 12 | 22 | 35 | 12 | 66 | 7 | 23 | 0 | 8 | |

TOTAL FG%: 1st half .571 (15-21) 2nd half .500 (9-18) Game .538

3-Pt. FG%: 1st half 1.000 (2-2) 2nd half .000 (0-0) Game 1.000

FT%: 1st half .632 (13-19) 2nd half .643 (9-14) Game .667

Deadball rebounds 1

Technical fouls:

Attendance:

Officials:

| SCORE BY PERIODS | 1st H. | | 2nd H. | | OT | OT | FINAL |
|---|---|---|---|---|---|---|---|
| Meigs Co. | 10 | 21 | 7 | 23 | | | 61 |
| Gibson Co. | 16 | 23 | 10 | 18 | | | 66 |

OFFICIAL NCAA® BASKETBALL BOX SCORE Date 3/13/91 Site Murfreesboro, TN

VISITORS (Last name, first) (Indicate starters with an asterisk)

| No. | Meigs Co. | Total FG FG | Total FG FGA | 3-point FG | 3-point FGA | FT | FTA | Rebounds Off. | Rebounds Def. | Rebounds Tot. | PF | TP | A | TO | BLK | S | MIN |
|---|---|---|---|---|---|---|---|---|---|---|---|---|---|---|---|---|---|
| 11 | Rachel Powell | 4 | 10 | 4 | 9 | 0 | 0 | 0 | 0 | 0 | 1 | 12 | 1 | 2 | 0 | 0 | |
| 15 | Debbie Trowbridge | 0 | 3 | 0 | 0 | 0 | 0 | 1 | 1 | 2 | 2 | 0 | 3 | 1 | 0 | 0 | |
| 33 | Cindy Standridge | 2 | 4 | 0 | 0 | 1 | 2 | 1 | 0 | 1 | 2 | 5 | 0 | 1 | 1 | 2 | |
| 45 | Wendi Reed | 3 | 5 | 0 | 0 | 0 | 1 | 0 | 0 | 0 | 3 | 6 | 0 | 0 | 0 | 0 | |
| 53 | Heather Wilson | 3 | 5 | 0 | 0 | 0 | 0 | 2 | 2 | 4 | 1 | 6 | 0 | 1 | 0 | 0 | |
| 21 | Cindy Combs | 0 | 2 | 0 | 1 | 2 | 2 | 1 | 2 | 3 | 3 | 2 | 1 | 0 | 0 | 0 | |
| 51 | Shelley Stiner | 0 | 1 | 0 | 0 | 0 | 0 | 1 | 1 | 2 | 0 | 0 | 0 | 0 | 0 | 0 | |
| | TEAM REBOUNDS (included in Totals) | | | | | | | | | | | | | | | | |
| | TOTALS | 12 | 30 | 4 | 10 | 3 | 5 | 6 | 6 | 12 | 12 | 31 | 5 | 5 | 1 | 2 | |

TOTAL FG%: 1st half .400 2nd half _____ Game _____ Deadball rebounds 1

3-Pt. FG%: 1st half .400 2nd half _____ Game _____

FT%: 1st half .600 2nd half _____ Game _____

HOME (Last name, first) (Indicate starters with an asterisk)

| No. | Gibson Co. | Total FG FG | Total FG FGA | 3-point FG | 3-point FGA | FT | FTA | Rebounds Off. | Rebounds Def. | Rebounds Tot. | PF | TP | A | TO | BLK | S | MIN |
|---|---|---|---|---|---|---|---|---|---|---|---|---|---|---|---|---|---|
| 25 | Anna Richardson | 6 | 8 | 2 | 2 | 4 | 5 | 0 | 4 | 4 | 0 | 18 | 1 | 1 | 0 | 1 | |
| 32 | Sophrina Moore | 1 | 4 | 0 | 0 | 0 | 0 | 1 | 3 | 4 | 0 | 2 | 0 | 1 | 0 | 1 | |
| 40 | Susan Acree | 4 | 7 | 0 | 0 | 4 | 5 | 4 | 2 | 6 | 1 | 12 | 0 | 0 | 0 | 0 | |
| 42 | Christy Hicks | 0 | 1 | 0 | 0 | 5 | 7 | 2 | 1 | 3 | 2 | 5 | 2 | 2 | 0 | 1 | |
| 43 | Ti Skinner | 1 | 1 | 0 | 0 | 0 | 2 | 0 | 1 | 1 | 1 | 2 | 2 | 2 | 0 | 0 | |
| 22 | Dana Warren | 0 | 0 | 0 | 0 | 0 | 0 | 0 | 0 | 0 | 0 | 0 | 0 | 1 | 0 | 0 | |
| 51 | Keri Smithson | 0 | 0 | 0 | 0 | 0 | 0 | 0 | 1 | 1 | 0 | 0 | 0 | 0 | 0 | 0 | |
| | TEAM REBOUNDS (included in Totals) | | | | | | | | | | | | | | | | |
| | TOTALS | 15 | 21 | 2 | 2 | 13 | 19 | 7 | 12 | 19 | 4 | 39 | 5 | 7 | 0 | 3 | |

TOTAL FG%: 1st half .571 2nd half . Game _____ Deadball rebounds 3

3-Pt. FG%: 1st half 1.000 2nd half _____ Game _____

FT%: 1st half .632 2nd half _____ Game _____

Technical fouls: _____

Attendance: _____

Officials: _____

| SCORE BY PERIODS | 1st H. | | 2nd H. | OT | OT | FINAL |
|---|---|---|---|---|---|---|
| Meigs Co. | 10 | 21 | | | | 31 |
| Gibson Co. | 16 | 23 | | | | 39 |

NCAA 6649-8/89

# 1962 State Girls' Basketball Tournament

## March 20 - March 24, 1962

**Consolation Contests**

Mar. 24 7:00 PM Third Place Smyrna 49, **Loretto 50** Stats

| Walland | G | F | T | Meigs Co. | G | F | T |
|---|---|---|---|---|---|---|---|
| McNeilly | 8 | 2-3 | 18 | Reed | 7 | 12-14 | 26 |
| V. Powell | 12 | 5-7 | 29 | Edgeman | 4 | 3-6 | 11 |
| Waters | 3 | 0-0 | 6 | Jennings | 3 | 0-0 | 6 |
| A. Powell | 0 | 1-1 | 1 | Cra'tree g | 0 | 0-0 | 0 |
| Taylor g | 0 | 0-0 | 0 | Collins g | 0 | 0-0 | 0 |
| Patty g | 0 | 0-0 | 0 | Womac g | 0 | 0-0 | 0 |
| Foxx g | 0 | 0-0 | 0 | | | | |
| Gilbert g | 0 | 0-0 | 0 | | | | |
| Totals | 23 | 8-11 | 54 | Totals | 14 | 15-20 | 43 |

| | | | | |
|---|---|---|---|---|
| **Wallant** | 16 | 16 | 12 | 10—54 |
| **Meigs Co.** | 14 | 9 | 14 | 6—43 |

| Loretto | G | F | T | Milan | G | F | T |
|---|---|---|---|---|---|---|---|
| Flatt | 5 | 8-9 | 18 | Hollingth | 11 | 3-3 | 25 |
| Hunt | 1 | 3-5 | 5 | Tho'pson | 0 | 1-3 | 1 |
| Smith | 7 | 1-4 | 15 | Mayo | 2 | 2-2 | 6 |
| Brown g | 0 | 0-0 | 0 | Seavers g | 0 | 0-0 | 0 |
| Odem g | 0 | 0-0 | 0 | Greer g | 0 | 0-0 | 0 |
| Wea'ers g | 0 | 0-0 | 0 | Peale g | 0 | 0-0 | 0 |
| Totals | 13 | 12-18 | 38 | Totals | 13 | 6-8 | 32 |

| | | | | |
|---|---|---|---|---|
| **Loretto** | 11 | 5 | 10 | 12—38 |
| **Milan** | 7 | 6 | 11 | 8—32 |