McMinn Co. High School
Boys' Basketball
Athens, TN

POSTSEASON HISTORY REPORT

GENERATED MAY 7, 2024

Summary

Championship Record: 2-9
Appearances (9): 2023, 2011, 1991, 1983, 1963, 1960, 1956, 1955, 1954

Finals Appearances

None found.

Awards

None found.

2023 Class 4A State Boys' Basketball Tournament

March 14 - March 18, 2023 · MTSU - Murphy Center

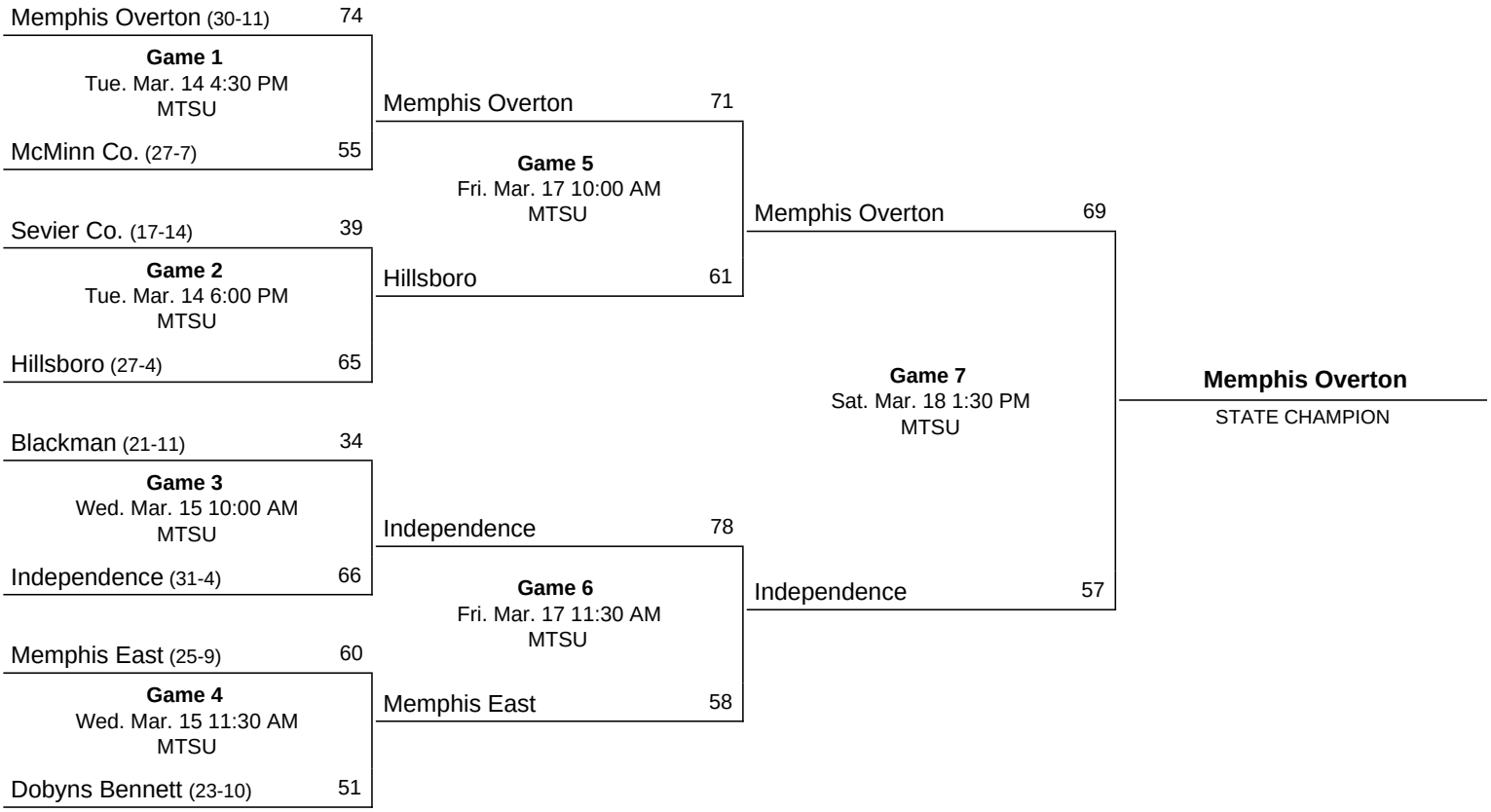

Official Basketball Box Score -- Game Totals -- Final Statistics

McMinn Co. vs Memphis Overton

3/14/23 4:30 PM at Murphy Center (Murfreesboro, TN)

McMinn Co. 55 • 27-7

##	Player		Total FG-FGA	3-Ptr FG-FGA	FT-FTA	Rebounds Off	Def	Tot	PF	TP	A	TO	Blk	Stl	Min
00	Smith, Hayden	*	4-6	0-1	1-2	3	4	7	4	9	1	1	0	0	26
01	Monroe, Tucker	*	0-5	0-1	1-2	1	3	4	0	1	0	3	0	1	25
02	Evans, Davion	*	2-4	1-2	2-3	0	3	3	2	7	2	3	0	1	23
10	Frazier, Reese	*	4-11	3-6	4-8	0	1	1	4	15	2	4	0	3	30
15	Hester, Cayden	*	5-10	1-3	1-2	0	1	1	5	12	4	0	0	1	28
04	Adams, Rylan		0-0	0-0	0-0	0	0	0	0	0	0	0	0	0	1
11	Peak, Trent		4-8	2-5	1-1	0	0	0	4	11	0	2	0	0	23
12	Mullins, Brady		0-0	0-0	0-0	0	0	0	0	0	0	0	0	0	1
32	Benton, Will		0-0	0-0	0-0	0	0	0	0	0	0	0	0	0	3
	Team					2	1	3							
	Totals		19-44	7-18	10-18	6	13	19	19	55	9	13	0	6	160

	1st		2nd		3rd		4th		Game		Deadball Rebounds
1st - FG %:	4-13	30.8%	5-10	50.0%	7-11	63.6%	3-10	30.0%	19-44	43.2%	
3FG %:	2-4	50.0%	2-4	50.0%	3-4	75.0%	0-6	0.0%	7-18	38.9%	
FT %:	1-2	50.0%	3-6	50.0%	2-4	50.0%	4-6	66.7%	10-18	55.6%	4

Memphis Overton 74 • 30-11

##	Player		Total FG-FGA	3-Ptr FG-FGA	FT-FTA	Rebounds Off	Def	Tot	PF	TP	A	TO	Blk	Stl	Min
01	Greer, Gary	*	0-3	0-1	0-0	1	1	2	4	0	1	2	1	0	17
02	Alexander, Xavier	*	5-12	4-10	2-2	1	2	3	2	16	1	3	0	2	31
05	Frison, Jordan	*	11-15	0-1	5-6	0	10	10	3	27	7	8	1	2	31
11	Hardaway, Jailen	*	8-8	1-1	4-5	4	4	8	3	21	0	2	1	1	28
21	Hardrick, Erin	*	1-4	0-3	2-2	1	1	2	1	4	1	0	0	1	17
00	Motley, Dreshun		0-0	0-0	0-0	0	0	0	0	0	0	0	0	0	1
03	Bailey, Cordell		1-2	0-0	0-0	0	2	2	2	2	1	0	0	0	15
04	Fullilove, Jeremiah		0-0	0-0	0-0	0	0	0	0	0	0	0	0	0	1
10	Bledsoe, Watson		0-0	0-0	0-0	0	1	1	0	0	0	0	0	0	4
23	Weeden, Jashawn		0-0	0-0	0-0	0	0	0	0	0	0	0	0	0	1
24	Gatewood, Q.		2-6	0-3	0-0	1	2	3	1	4	0	0	0	0	14
	Team					0	1	1							
	Totals		28-50	5-19	13-15	8	24	32	16	74	11	15	3	6	160

	1st		2nd		3rd		4th		Game		Deadball Rebounds
1st - FG %:	8-15	53.3%	5-10	50.0%	8-15	53.3%	7-10	70.0%	28-50	56.0%	
3FG %:	2-8	25.0%	2-4	50.0%	1-6	16.7%	0-1	0.0%	5-19	26.3%	
FT %:	2-2	100.0%	6-7	85.7%	1-1	100.0%	4-5	80.0%	13-15	86.7%	2

Officials: Jeffrey Poore, Toby Frierson, Jason Grainger
Technical fouls: McMinn Co.-None. Memphis Overton-None.
Attendance:

Score by periods	1st	2nd	3rd	4th	Total
McMinn Co.	11	15	19	10	55
Memphis Overton	20	18	18	18	74

McMinn Co. vs Memphis Overton

3/14/23 4:30 PM at Murphy Center (Murfreesboro, TN)

1st PERIOD Play-by-Play (Page 1)

HOME TEAM: Memphis Overton	Time	Score	Margin	VISITORS: McMinn Co.
REBOUND (DEF) by Greer, Gary	07:47			MISSED JUMPER by Monroe, Tucker
GOOD! JUMPER by Frison, Jordan [FB]	07:40	2-0	H 2	
	07:26	2-3	V 1	GOOD! 3 PTR by Evans, Davion
MISSED 3 PTR by Alexander, Xavier	07:08			
REBOUND (OFF) by Hardaway, Jailen	07:08			
GOOD! LAYUP by Hardaway, Jailen [PNT]	07:03	4-3	H 1	
	06:50			TURNOVR by Evans, Davion
MISSED 3 PTR by Greer, Gary	06:36			
REBOUND (OFF) by Hardrick, Erin	06:36			
GOOD! FT SHOT by Hardrick, Erin	06:33	5-3	H 2	FOUL by Hester, Cayden (P1T1)
GOOD! FT SHOT by Hardrick, Erin	06:33	6-3	H 3	
	06:13			TURNOVR by Monroe, Tucker
STEAL by Hardaway, Jailen	06:11			
GOOD! LAYUP by Frison, Jordan [FB/PNT]	06:07	8-3	H 5	
REBOUND (DEF) by Hardaway, Jailen	05:56			MISSED LAYUP by Smith, Hayden
MISSED 3 PTR by Frison, Jordan	05:52			
REBOUND (OFF) by Alexander, Xavier	05:52			
MISSED 3 PTR by Alexander, Xavier	05:47			REBOUND (DEF) by Hester, Cayden
REBOUND (DEF) by Frison, Jordan	05:39			MISSED 3 PTR by Evans, Davion
TURNOVR by Frison, Jordan	05:27			
	05:13			TURNOVR by Smith, Hayden
	04:58			FOUL by Evans, Davion (P1T2)
	04:56			FOUL by Smith, Hayden (P1T3)
TURNOVR by Frison, Jordan	04:55			
	04:53			STEAL by Hester, Cayden
FOUL by Frison, Jordan (P1T1)	04:47			
	04:38	8-5	H 3	GOOD! LAYUP by Hester, Cayden [PNT]
	04:38			ASSIST by Frazier, Reese
MISSED 3 PTR by Hardrick, Erin	04:32			REBOUND (DEF) by Frazier, Reese
	04:13	8-7	H 1	GOOD! LAYUP by Smith, Hayden [PNT]
GOOD! LAYUP by Hardrick, Erin [PNT]	03:54	10-7	H 3	
	03:40	10-10	T 1	GOOD! 3 PTR by Frazier, Reese
GOOD! JUMPER by Frison, Jordan	03:25	12-10	H 2	
BLOCK by Hardaway, Jailen	03:05			MISSED LAYUP by Frazier, Reese
	03:05			REBOUND (OFF) by (TEAM)
SUB IN : Gatewood, Q.	03:05			SUB IN : Peak, Trent
SUB OUT: Hardrick, Erin	03:05			SUB OUT: Evans, Davion
REBOUND (DEF) by Frison, Jordan	03:03			MISSED 3 PTR by Smith, Hayden
GOOD! 3 PTR by Alexander, Xavier	02:45	15-10	H 5	
ASSIST by Frison, Jordan	02:45			
REBOUND (DEF) by Frison, Jordan	02:03			MISSED JUMPER by Hester, Cayden
GOOD! 3 PTR by Alexander, Xavier	01:57	18-10	H 8	
ASSIST by Frison, Jordan	01:57			
	01:54			TIMEOUT 30sec
SUB IN : Bledsoe, Watson	01:54			
SUB OUT: Hardaway, Jailen	01:54			
	01:46			TURNOVR by Frazier, Reese
	01:46			SUB IN : Evans, Davion
	01:46			SUB OUT: Frazier, Reese
TURNOVR by Frison, Jordan	01:40			
	01:26			MISSED JUMPER by Monroe, Tucker
	01:26			REBOUND (OFF) by Monroe, Tucker
REBOUND (DEF) by Bledsoe, Watson	01:21			MISSED LAYUP by Peak, Trent
MISSED 3 PTR by Gatewood, Q.	01:08			REBOUND (DEF) by Monroe, Tucker
FOUL by Gatewood, Q. (P1T2)	00:59			MISSED FT SHOT by Monroe, Tucker
	00:59			REBOUND (OFF) by (DEADBALL)
	00:59	18-11	H 7	GOOD! FT SHOT by Monroe, Tucker
GOOD! JUMPER by Frison, Jordan [PNT]	00:55	20-11	H 9	
REBOUND (DEF) by Frison, Jordan	00:03			MISSED JUMPER by Monroe, Tucker
MISSED LAYUP by Greer, Gary	00:00			

McMinn Co. vs Memphis Overton

3/14/23 4:30 PM at Murphy Center (Murfreesboro, TN)

1st PERIOD Play-by-Play (Page 2)

HOME TEAM: Memphis Overton	Time	Score	Margin	VISITORS: McMinn Co.
	00:00			REBOUND (DEF) by Evans, Davion

Memphis Overton 20, McMinn Co. 11

1st period-only	In Paint	Off T/O	2nd Chance	Fast Break	Bench	
McMinn Co.	4	2	0	0	0	Score tied - 1 time.
Memphis Overton	8	4	4	4	0	Lead changed - 2 times.

McMinn Co. vs Memphis Overton

3/14/23 4:30 PM at Murphy Center (Murfreesboro, TN)

2nd PERIOD Play-by-Play (Page 1)

HOME TEAM: Memphis Overton	Time	Score	Margin	VISITORS: McMinn Co.
SUB IN : Gatewood, Q.	08:00			SUB IN : Peak, Trent
SUB IN : Bailey, Cordell	08:00			SUB OUT: Monroe, Tucker
SUB OUT: Greer, Gary	08:00			
SUB OUT: Hardrick, Erin	08:00			
TURNOVR by Alexander, Xavier	07:52			
REBOUND (DEF) by Frison, Jordan	07:27			MISSED 3 PTR by Frazier, Reese
MISSED JUMPER by Bailey, Cordell	07:14			
REBOUND (OFF) by Hardaway, Jailen	07:14			
TIMEOUT 30sec	07:13			
TURNOVR by Frison, Jordan	07:11			
	07:09			STEAL by Frazier, Reese
	07:03			FOUL by Evans, Davion (P2T4)
	07:03			TURNOVR by Evans, Davion
	07:03			SUB IN : Monroe, Tucker
	07:03			SUB OUT: Evans, Davion
TURNOVR by Frison, Jordan	06:56			
	06:40	20-13	H 7	GOOD! LAYUP by Hester, Cayden [PNT]
GOOD! 3 PTR by Hardaway, Jailen	06:18	23-13	H 10	
ASSIST by Frison, Jordan	06:18			
	06:01			MISSED LAYUP by Frazier, Reese
	06:01			REBOUND (OFF) by Smith, Hayden
	05:59	23-15	H 8	GOOD! TIP-IN by Smith, Hayden [PNT]
	05:56			FOUL by Hester, Cayden (P2T5)
SUB IN : Hardrick, Erin	05:56			
SUB OUT: Gatewood, Q.	05:56			
MISSED JUMPER by Alexander, Xavier	05:42			
REBOUND (OFF) by Hardaway, Jailen	05:42			
GOOD! LAYUP by Hardaway, Jailen [PNT]	05:39	25-15	H 10	
	05:26	25-18	H 7	GOOD! 3 PTR by Peak, Trent
	05:26			ASSIST by Hester, Cayden
	05:06			FOUL by Frazier, Reese (P1T6)
SUB IN : Greer, Gary	05:06			
SUB OUT: Bailey, Cordell	05:06			
MISSED 3 PTR by Alexander, Xavier	04:56			REBOUND (DEF) by Smith, Hayden
	04:48	25-20	H 5	GOOD! LAYUP by Peak, Trent [PNT]
	04:48			ASSIST by Hester, Cayden
GOOD! 3 PTR by Alexander, Xavier	04:35	28-20	H 8	
ASSIST by Greer, Gary	04:35			
GOOD! FT SHOT by Alexander, Xavier	04:33	29-20	H 9	FOUL by Frazier, Reese (P2T7)
	04:23	29-23	H 6	GOOD! 3 PTR by Frazier, Reese
MISSED JUMPER by Frison, Jordan	04:07			REBOUND (DEF) by Monroe, Tucker
FOUL by Hardaway, Jailen (P1T3)	03:38			MISSED FT SHOT by Frazier, Reese
	03:38			REBOUND (OFF) by (DEADBALL)
	03:38	29-24	H 5	GOOD! FT SHOT by Frazier, Reese
TURNOVR by Frison, Jordan	03:24			
REBOUND (DEF) by Frison, Jordan	03:14			MISSED 3 PTR by Frazier, Reese
FOUL by Frison, Jordan (P2T4)	03:07			
TURNOVR by Frison, Jordan	03:07			
	02:37			MISSED JUMPER by Frazier, Reese
	02:37			REBOUND (OFF) by Smith, Hayden
FOUL by Greer, Gary (P1T5)	02:35			
FOUL by Hardrick, Erin (P1T6)	02:25			MISSED FT SHOT by Hester, Cayden
	02:25			REBOUND (OFF) by (DEADBALL)
	02:25	29-25	H 4	GOOD! FT SHOT by Hester, Cayden
MISSED 3 PTR by Alexander, Xavier	02:12			
REBOUND (OFF) by Hardaway, Jailen	02:12			
MISSED FT SHOT by Hardaway, Jailen	02:08			FOUL by Hester, Cayden (P3T8)
REBOUND (OFF) by (DEADBALL)	02:08			
GOOD! FT SHOT by Hardaway, Jailen	02:08	30-25	H 5	
	02:08			SUB IN : Evans, Davion
	02:08			SUB OUT: Hester, Cayden
FOUL by Greer, Gary (P2T7)	01:53			

McMinn Co. vs Memphis Overton

3/14/23 4:30 PM at Murphy Center (Murfreesboro, TN)

2nd PERIOD Play-by-Play (Page 2)

HOME TEAM: Memphis Overton	Time	Score	Margin	VISITORS: McMinn Co.
	01:53			MISSED FT SHOT by Smith, Hayden
	01:53			REBOUND (OFF) by (DEADBALL)
	01:53	30-26	H 4	GOOD! FT SHOT by Smith, Hayden
GOOD! FT SHOT by Hardaway, Jailen	01:39	31-26	H 5	FOUL by Smith, Hayden (P2T9)
GOOD! FT SHOT by Hardaway, Jailen	01:39	32-26	H 6	
	01:39			SUB IN : Benton, Will
	01:39			SUB OUT: Smith, Hayden
	01:27			TURNOVR by Frazier, Reese
STEAL by Frison, Jordan	01:25			
GOOD! LAYUP by Frison, Jordan [FB/PNT]	01:23	34-26	H 8	
BLOCK by Greer, Gary	01:06			MISSED LAYUP by Evans, Davion
REBOUND (DEF) by (TEAM)	01:06			
GOOD! FT SHOT by Frison, Jordan	00:54	35-26	H 9	FOUL by Peak, Trent (P1T10)
GOOD! FT SHOT by Frison, Jordan	00:54	36-26	H 10	
	00:21			TIMEOUT 30sec
	00:07			FOUL by Frazier, Reese (P3T11)
	00:07			TURNOVR by Frazier, Reese
TIMEOUT 30sec	00:07			
GOOD! LAYUP by Frison, Jordan [PNT]	00:00	38-26	H 12	

Memphis Overton 38, McMinn Co. 26

2nd period-only	In Paint	Off T/O	2nd Chance	Fast Break	Bench	
McMinn Co.	6	3	3	0	5	Score tied - 0 times.
Memphis Overton	6	4	3	2	0	Lead changed - 0 times.

McMinn Co. vs Memphis Overton

3/14/23 4:30 PM at Murphy Center (Murfreesboro, TN)

3rd PERIOD Play-by-Play (Page 1)

HOME TEAM: Memphis Overton	Time	Score	Margin	VISITORS: McMinn Co.
REBOUND (DEF) by Hardaway, Jailen	07:59			MISSED 3 PTR by Monroe, Tucker
MISSED LAYUP by Greer, Gary	07:31			REBOUND (DEF) by Smith, Hayden
	07:21			MISSED JUMPER by Monroe, Tucker
	07:21			REBOUND (OFF) by Smith, Hayden
FOUL by Frison, Jordan (P3T1)	07:14			
	06:56	38-28	H 10	GOOD! LAYUP by Frazier, Reese [PNT]
MISSED 3 PTR by Hardrick, Erin	06:43			
REBOUND (OFF) by Greer, Gary	06:43			
	06:40			FOUL by Smith, Hayden (P3T1)
MISSED JUMPER by Frison, Jordan	06:35			REBOUND (DEF) by Evans, Davion
	06:21	38-31	H 7	GOOD! 3 PTR by Frazier, Reese
	06:21			ASSIST by Hester, Cayden
TURNOVR by Greer, Gary	06:06			
	06:04			STEAL by Frazier, Reese
	06:00	38-33	H 5	GOOD! LAYUP by Hester, Cayden [FB/PNT]
	06:00			ASSIST by Smith, Hayden
TIMEOUT TEAM	05:59			
TURNOVR by Greer, Gary	05:54			
	05:52			STEAL by Evans, Davion
FOUL by Greer, Gary (P3T2)	05:50	38-34	H 4	GOOD! FT SHOT by Frazier, Reese
REBOUND (DEF) by Frison, Jordan	05:50			MISSED FT SHOT by Frazier, Reese
SUB IN : Bailey, Cordell	05:50			
SUB OUT: Greer, Gary	05:50			
MISSED 3 PTR by Alexander, Xavier	05:32			REBOUND (DEF) by (TEAM)
	05:14	38-36	H 2	GOOD! LAYUP by Hester, Cayden [PNT]
GOOD! LAYUP by Hardaway, Jailen [PNT]	04:59	40-36	H 4	
ASSIST by Frison, Jordan	04:55			
	04:52			TURNOVR by Evans, Davion
GOOD! JUMPER by Frison, Jordan [PNT]	04:38	42-36	H 6	
REBOUND (DEF) by Frison, Jordan	04:15			MISSED LAYUP by Hester, Cayden
GOOD! 3 PTR by Alexander, Xavier [FB]	04:11	45-36	H 9	
ASSIST by Frison, Jordan	04:11			
FOUL by Hardaway, Jailen (P2T3)	03:48	45-37	H 8	GOOD! FT SHOT by Frazier, Reese
REBOUND (DEF) by Hardrick, Erin	03:48			MISSED FT SHOT by Frazier, Reese
	03:48			SUB IN : Peak, Trent
	03:48			SUB OUT: Evans, Davion
MISSED 3 PTR by Alexander, Xavier	03:43			REBOUND (DEF) by Smith, Hayden
	03:37			TURNOVR by Peak, Trent
STEAL by Hardrick, Erin	03:36			
GOOD! DUNK by Frison, Jordan [FB/PNT]	03:34	47-37	H 10	
ASSIST by Hardrick, Erin	03:34			
	03:22	47-40	H 7	GOOD! 3 PTR by Hester, Cayden
	03:22			ASSIST by Frazier, Reese
MISSED 3 PTR by Hardrick, Erin	02:54			
	02:54			REBOUND (OFF) by (TEAM)
GOOD! LAYUP by Hardaway, Jailen [PNT]	02:48	49-40	H 9	
ASSIST by Frison, Jordan	02:48			
	02:35	49-42	H 7	GOOD! DUNK by Smith, Hayden [PNT]
	02:35			ASSIST by Hester, Cayden
GOOD! LAYUP by Frison, Jordan [PNT]	02:19	51-42	H 9	
	02:03			TURNOVR by Monroe, Tucker
STEAL by Frison, Jordan	02:01			
TURNOVR by Alexander, Xavier	01:57			
SUB IN : Gatewood, Q.	01:57			SUB IN : Evans, Davion
SUB OUT: Hardrick, Erin	01:57			SUB OUT: Monroe, Tucker
REBOUND (DEF) by Gatewood, Q.	01:44			MISSED JUMPER by Frazier, Reese
GOOD! LAYUP by Bailey, Cordell [PNT]	01:22	53-42	H 11	
FOUL by Bailey, Cordell (P1T4)	01:15			
	01:14	53-45	H 8	GOOD! 3 PTR by Peak, Trent
	01:14			ASSIST by Evans, Davion

McMinn Co. vs Memphis Overton

3/14/23 4:30 PM at Murphy Center (Murfreesboro, TN)

3rd PERIOD Play-by-Play (Page 2)

HOME TEAM: Memphis Overton	Time	Score	Margin	VISITORS: McMinn Co.
SUB IN : Bledsoe, Watson	01:01			
SUB OUT: Hardaway, Jailen	01:01			
MISSED 3 PTR by Gatewood, Q.	00:52			REBOUND (DEF) by Smith, Hayden
	00:23			TURNOVR by Frazier, Reese
STEAL by Alexander, Xavier	00:22			
GOOD! LAYUP by Alexander, Xavier [FB/PNT	00:19	55-45	H 10	
GOOD! FT SHOT by Alexander, Xavier	00:19	56-45	H 11	FOUL by Smith, Hayden (P4T2)

Memphis Overton 56, McMinn Co. 45

3rd period-only	In Paint	Off T/O	2nd Chance	Fast Break	Bench	
McMinn Co.	8	3	2	2	3	Score tied - 0 times.
Memphis Overton	14	7	0	7	2	Lead changed - 0 times.

McMinn Co. vs Memphis Overton

3/14/23 4:30 PM at Murphy Center (Murfreesboro, TN)

4th PERIOD Play-by-Play (Page 1)

HOME TEAM: Memphis Overton	Time	Score	Margin	VISITORS: McMinn Co.
SUB IN : Gatewood, Q.	08:00			SUB IN : Peak, Trent
SUB IN : Bailey, Cordell	08:00			SUB OUT: Smith, Hayden
SUB OUT: Greer, Gary	08:00			
SUB OUT: Hardrick, Erin	08:00			
TURNOVR by Hardaway, Jailen	07:22			
	07:18			STEAL by Monroe, Tucker
BLOCK by Frison, Jordan	07:06			MISSED LAYUP by Hester, Cayden
REBOUND (DEF) by Alexander, Xavier	07:04			
MISSED JUMPER by Frison, Jordan	06:49			REBOUND (DEF) by Evans, Davion
	06:39	56-47	H 9	GOOD! LAYUP by Peak, Trent [PNT]
FOUL by Hardaway, Jailen (P3T5)	06:39	56-48	H 8	GOOD! FT SHOT by Peak, Trent
	06:15			FOUL by Frazier, Reese (P4T3)
GOOD! JUMPER by Frison, Jordan [PNT]	06:07	58-48	H 10	
	05:59			FOUL by Peak, Trent (P2T4)
	05:59			TURNOVR by Peak, Trent
GOOD! LAYUP by Hardaway, Jailen [PNT]	05:51	60-48	H 12	
ASSIST by Alexander, Xavier	05:51			
REBOUND (DEF) by Gatewood, Q.	05:42			MISSED 3 PTR by Hester, Cayden
MISSED 3 PTR by Gatewood, Q.	05:21			REBOUND (DEF) by Monroe, Tucker
REBOUND (DEF) by Hardaway, Jailen	05:12			MISSED 3 PTR by Peak, Trent
MISSED FT SHOT by Frison, Jordan	04:56			FOUL by Peak, Trent (P3T5)
REBOUND (OFF) by (DEADBALL)	04:56			
GOOD! FT SHOT by Frison, Jordan	04:56	61-48	H 13	
TIMEOUT TEAM	04:56			
	04:56			SUB IN : Smith, Hayden
	04:56			SUB OUT: Peak, Trent
	04:45	61-50	H 11	GOOD! JUMPER by Smith, Hayden [PNT]
	04:42			ASSIST by Evans, Davion
FOUL by Alexander, Xavier (P1T6)	04:32			
TURNOVR by Alexander, Xavier	04:32			
	04:32			SUB IN : Peak, Trent
	04:32			SUB OUT: Monroe, Tucker
REBOUND (DEF) by Bailey, Cordell	04:14			MISSED 3 PTR by Hester, Cayden
GOOD! DUNK by Gatewood, Q. [FB/PNT]	04:09	63-50	H 13	
ASSIST by Bailey, Cordell	04:09			
REBOUND (DEF) by Alexander, Xavier	03:54			MISSED 3 PTR by Frazier, Reese
TURNOVR by Frison, Jordan	03:14			
REBOUND (DEF) by Hardaway, Jailen	03:01			MISSED 3 PTR by Peak, Trent
GOOD! LAYUP by Hardaway, Jailen [PNT]	02:51	65-50	H 15	
ASSIST by Frison, Jordan	02:48			
FOUL by Bailey, Cordell (P2T7)	02:32	65-51	H 14	GOOD! FT SHOT by Evans, Davion
	02:32	65-52	H 13	GOOD! FT SHOT by Evans, Davion
	02:32			TIMEOUT TEAM
SUB IN : Greer, Gary	02:32			
SUB OUT: Bailey, Cordell	02:32			
GOOD! LAYUP by Frison, Jordan [PNT]	02:21	67-52	H 15	
	02:07	67-54	H 13	GOOD! JUMPER by Evans, Davion [PNT]
	01:57			FOUL by Hester, Cayden (P4T6)
TURNOVR by Hardaway, Jailen	01:51			
	01:50			STEAL by Frazier, Reese
FOUL by Alexander, Xavier (P2T8)	01:49	67-55	H 12	GOOD! FT SHOT by Frazier, Reese
REBOUND (DEF) by Frison, Jordan	01:49			MISSED FT SHOT by Frazier, Reese
GOOD! LAYUP by Hardaway, Jailen [PNT]	01:38	69-55	H 14	
GOOD! FT SHOT by Hardaway, Jailen	01:38	70-55	H 15	FOUL by Hester, Cayden (P5T7)
	01:38			SUB IN : Monroe, Tucker
	01:38			SUB OUT: Hester, Cayden
FOUL by Greer, Gary (P4T9)	01:32			MISSED FT SHOT by Evans, Davion
REBOUND (DEF) by Frison, Jordan	01:32			
MISSED LAYUP by Gatewood, Q.	01:02			
REBOUND (OFF) by Gatewood, Q.	01:02			

McMinn Co. vs Memphis Overton

3/14/23 4:30 PM at Murphy Center (Murfreesboro, TN)

4th PERIOD Play-by-Play (Page 2)

HOME TEAM: Memphis Overton	Time	Score	Margin	VISITORS: McMinn Co.
GOOD! TIP-IN by Gatewood, Q. [PNT]	00:58	72-55	H 17	
	00:52			TURNOVR by Monroe, Tucker
STEAL by Alexander, Xavier	00:50			
GOOD! FT SHOT by Frison, Jordan	00:40	73-55	H 18	FOUL by Peak, Trent (P4T8)
GOOD! FT SHOT by Frison, Jordan	00:40	74-55	H 19	
SUB IN : Weeden, Jashawn	00:40			SUB IN : Mullins, Brady
SUB IN : Bailey, Cordell	00:40			SUB IN : Benton, Will
SUB IN : Motley, Dreshun	00:40			SUB IN : Adams, Rylan
SUB IN : Bledsoe, Watson	00:40			SUB OUT: Monroe, Tucker
SUB IN : Fullilove, Jeremiah	00:40			SUB OUT: Smith, Hayden
SUB OUT: Gatewood, Q.	00:40			SUB OUT: Evans, Davion
SUB OUT: Hardaway, Jailen	00:40			
SUB OUT: Frison, Jordan	00:40			
SUB OUT: Alexander, Xavier	00:40			
SUB OUT: Greer, Gary	00:40			
REBOUND (DEF) by Bailey, Cordell	00:31			MISSED 3 PTR by Peak, Trent

Memphis Overton 74, McMinn Co. 55

4th period-only	In Paint	Off T/O	2nd Chance	Fast Break	Bench	
McMinn Co.	6	1	0	0	3	Score tied - 0 times.
Memphis Overton	14	4	2	2	4	Lead changed - 0 times.

Official Basketball Box Score -- 1st Period-Only
McMinn Co. vs Memphis Overton
3/14/23 4:30 PM at Murphy Center (Murfreesboro, TN)

McMinn Co. 11 • 27-7

##	Player		Total FG-FGA	3-Ptr FG-FGA	FT-FTA	Rebounds Off	Def	Tot	PF	TP	A	TO	Blk	Stl	Min
00	Smith, Hayden	*	1-3	0-1	0-0	0	0	0	1	2	0	1	0	0	8
01	Monroe, Tucker	*	0-3	0-0	1-2	1	1	2	0	1	0	1	0	0	8
02	Evans, Davion	*	1-2	1-2	0-0	0	1	1	1	3	0	1	0	0	6
10	Frazier, Reese	*	1-2	1-1	0-0	0	1	1	0	3	1	1	0	0	6
15	Hester, Cayden	*	1-2	0-0	0-0	0	1	1	1	2	0	0	0	1	8
11	Peak, Trent		0-1	0-0	0-0	0	0	0	0	0	0	0	0	0	3
	Team					1	0	1							
	Totals		4-13	2-4	1-2	2	4	6	3	11	1	4	0	1	-

FG %: 4-13 30.8%
3FG %: 2-4 50.0%
FT %: 1-2 50.0%

Deadball Rebounds
1

Memphis Overton 20 • 30-11

##	Player		Total FG-FGA	3-Ptr FG-FGA	FT-FTA	Rebounds Off	Def	Tot	PF	TP	A	TO	Blk	Stl	Min
01	Greer, Gary	*	0-2	0-1	0-0	0	1	1	0	0	0	0	0	0	8
02	Alexander, Xavier	*	2-4	2-4	0-0	1	0	1	0	6	0	0	0	0	8
05	Frison, Jordan	*	4-5	0-1	0-0	0	4	4	1	8	2	3	0	0	8
11	Hardaway, Jailen	*	1-1	0-0	0-0	1	1	2	0	2	0	0	1	1	6
21	Hardrick, Erin	*	1-2	0-1	2-2	1	0	1	0	4	0	0	0	0	4
10	Bledsoe, Watson		0-0	0-0	0-0	0	1	1	0	0	0	0	0	0	1
24	Gatewood, Q.		0-1	0-1	0-0	0	0	0	1	0	0	0	0	0	3
	Team					0	0	0							
	Totals		8-15	2-8	2-2	3	7	10	2	20	2	3	1	1	-

FG %: 8-15 53.3%
3FG %: 2-8 25.0%
FT %: 2-2 100.0

Deadball Rebounds
0

Officials: Jeffrey Poore, Toby Frierson, Jason Grainger
Technical fouls: McMinn Co.-None. Memphis Overton-None.
Attendance:

Score by periods	1st	2nd	3rd	4th	Total
McMinn Co.	11	0	0	0	11
Memphis Overton	20	0	0	0	20

Official Basketball Box Score -- 2nd Period-Only
McMinn Co. vs Memphis Overton
3/14/23 4:30 PM at Murphy Center (Murfreesboro, TN)

McMinn Co. 15 • 27-7

##	Player		Total FG-FGA	3-Ptr FG-FGA	FT-FTA	Rebounds Off	Def	Tot	PF	TP	A	TO	Blk	Stl	Min
00	Smith, Hayden	*	1-1	0-0	1-2	2	1	3	1	3	0	0	0	0	6
01	Monroe, Tucker	*	0-0	0-0	0-0	0	1	1	0	0	0	0	0	0	7
02	Evans, Davion	*	0-1	0-0	0-0	0	0	0	1	0	0	1	0	0	3
10	Frazier, Reese	*	1-5	1-3	1-2	0	0	0	3	4	0	2	0	1	8
15	Hester, Cayden	*	1-1	0-0	1-2	0	0	0	2	3	2	0	0	0	5
11	Peak, Trent		2-2	1-1	0-0	0	0	0	1	5	0	0	0	0	8
32	Benton, Will		0-0	0-0	0-0	0	0	0	0	0	0	0	0	0	1
	Team					0	0	0							
	Totals		5-10	2-4	3-6	2	2	4	8	15	2	3	0	1	-

FG %: 5-10 50.0%
3FG %: 2-4 50.0%
FT %: 3-6 50.0%

Deadball Rebounds
3

Memphis Overton 18 • 30-11

##	Player		Total FG-FGA	3-Ptr FG-FGA	FT-FTA	Rebounds Off	Def	Tot	PF	TP	A	TO	Blk	Stl	Min
01	Greer, Gary	*	0-0	0-0	0-0	0	0	0	2	0	1	0	1	0	5
02	Alexander, Xavier	*	1-4	1-3	1-1	0	0	0	0	4	0	1	0	0	8
05	Frison, Jordan	*	2-3	0-0	2-2	0	2	2	1	6	1	4	0	1	8
11	Hardaway, Jailen	*	2-2	1-1	3-4	3	0	3	1	8	0	0	0	0	8
21	Hardrick, Erin	*	0-0	0-0	0-0	0	0	0	1	0	0	0	0	0	5
03	Bailey, Cordell		0-1	0-0	0-0	0	0	0	0	0	0	0	0	0	2
24	Gatewood, Q.		0-0	0-0	0-0	0	0	0	0	0	0	0	0	0	2
	Team					0	1	1							
	Totals		5-10	2-4	6-7	3	3	6	5	18	2	5	1	1	-

FG %: 5-10 50.0%
3FG %: 2-4 50.0%
FT %: 6-7 85.7%

Deadball Rebounds
1

Officials: Jeffrey Poore, Toby Frierson, Jason Grainger
Technical fouls: McMinn Co.-None. Memphis Overton-None.
Attendance:

Score by periods	1st	2nd	3rd	4th	Total
McMinn Co.	0	15	0	0	15
Memphis Overton	0	18	0	0	18

Official Basketball Box Score -- 3rd Period-Only
McMinn Co. vs Memphis Overton
3/14/23 4:30 PM at Murphy Center (Murfreesboro, TN)

McMinn Co. 19 • 27-7

##	Player		Total FG-FGA	3-Ptr FG-FGA	FT-FTA	Rebounds Off	Def	Tot	PF	TP	A	TO	Blk	Stl	Min
00	Smith, Hayden	*	1-1	0-0	0-0	1	3	4	2	2	1	0	0	0	8
01	Monroe, Tucker	*	0-2	0-1	0-0	0	0	0	0	0	0	1	0	0	6
02	Evans, Davion	*	0-0	0-0	0-0	0	1	1	0	0	1	1	0	1	6
10	Frazier, Reese	*	2-3	1-1	2-4	0	0	0	0	7	1	1	0	1	8
15	Hester, Cayden	*	3-4	1-1	0-0	0	0	0	0	7	2	0	0	0	8
11	Peak, Trent		1-1	1-1	0-0	0	0	0	0	3	0	1	0	0	3
	Team					1	1	2							
	Totals		7-11	3-4	2-4	2	5	7	2	19	5	4	0	2	-

FG %: 7-11 63.6%
3FG %: 3-4 75.0%
FT %: 2-4 50.0%

Deadball Rebounds 0

Memphis Overton 18 • 30-11

##	Player		Total FG-FGA	3-Ptr FG-FGA	FT-FTA	Rebounds Off	Def	Tot	PF	TP	A	TO	Blk	Stl	Min
01	Greer, Gary	*	0-1	0-0	0-0	1	0	1	1	0	0	2	0	0	2
02	Alexander, Xavier	*	2-4	1-3	1-1	0	0	0	0	6	0	1	0	1	8
05	Frison, Jordan	*	3-4	0-0	0-0	0	2	2	1	6	3	0	0	1	8
11	Hardaway, Jailen	*	2-2	0-0	0-0	0	1	1	1	4	0	0	0	0	6
21	Hardrick, Erin	*	0-2	0-2	0-0	0	1	1	0	0	1	0	0	1	6
03	Bailey, Cordell		1-1	0-0	0-0	0	0	0	1	2	0	0	0	0	5
10	Bledsoe, Watson		0-0	0-0	0-0	0	0	0	0	0	0	0	0	0	1
24	Gatewood, Q.		0-1	0-1	0-0	0	1	1	0	0	0	0	0	0	1
	Team					0	0	0							
	Totals		8-15	1-6	1-1	1	5	6	4	18	4	3	0	3	-

FG %: 8-15 53.3%
3FG %: 1-6 16.7%
FT %: 1-1 100.0

Deadball Rebounds 0

Officials: Jeffrey Poore, Toby Frierson, Jason Grainger
Technical fouls: McMinn Co.-None. Memphis Overton-None.
Attendance:

Score by periods	1st	2nd	3rd	4th	Total
McMinn Co.	0	0	19	0	19
Memphis Overton	0	0	18	0	18

Official Basketball Box Score -- 4th Period-Only
McMinn Co. vs Memphis Overton
3/14/23 4:30 PM at Murphy Center (Murfreesboro, TN)

McMinn Co. 10 • 27-7

##	Player		Total FG-FGA	3-Ptr FG-FGA	FT-FTA	Rebounds Off	Def	Tot	PF	TP	A	TO	Blk	Stl	Min
00	Smith, Hayden	*	1-1	0-0	0-0	0	0	0	0	2	0	0	0	0	4
01	Monroe, Tucker	*	0-0	0-0	0-0	0	1	1	0	0	0	1	0	1	4
02	Evans, Davion	*	1-1	0-0	2-3	0	1	1	0	4	1	0	0	0	7
10	Frazier, Reese	*	0-1	0-1	1-2	0	0	0	1	1	0	0	0	1	8
15	Hester, Cayden	*	0-3	0-2	0-0	0	0	0	2	0	0	0	0	0	6
04	Adams, Rylan		0-0	0-0	0-0	0	0	0	0	0	0	0	0	0	0+
11	Peak, Trent		1-4	0-3	1-1	0	0	0	3	3	0	1	0	0	7
12	Mullins, Brady		0-0	0-0	0-0	0	0	0	0	0	0	0	0	0	0+
32	Benton, Will		0-0	0-0	0-0	0	0	0	0	0	0	0	0	0	0+
	Team					0	0	0							
	Totals		3-10	0-6	4-6	0	2	2	6	10	1	2	0	2	-

FG %: 3-10 30.0%
3FG %: 0-6 0.0%
FT %: 4-6 66.7%

Deadball Rebounds
0

Memphis Overton 18 • 30-11

##	Player		Total FG-FGA	3-Ptr FG-FGA	FT-FTA	Rebounds Off	Def	Tot	PF	TP	A	TO	Blk	Stl	Min
01	Greer, Gary	*	0-0	0-0	0-0	0	0	0	1	0	0	0	0	0	1
02	Alexander, Xavier	*	0-0	0-0	0-0	0	2	2	2	0	1	1	0	1	7
05	Frison, Jordan	*	2-3	0-0	3-4	0	2	2	0	7	1	1	1	0	7
11	Hardaway, Jailen	*	3-3	0-0	1-1	0	2	2	1	7	0	2	0	0	7
00	Motley, Dreshun		0-0	0-0	0-0	0	0	0	0	0	0	0	0	0	0+
03	Bailey, Cordell		0-0	0-0	0-0	0	2	2	1	0	1	0	0	0	6
04	Fullilove, Jeremiah		0-0	0-0	0-0	0	0	0	0	0	0	0	0	0	0+
10	Bledsoe, Watson		0-0	0-0	0-0	0	0	0	0	0	0	0	0	0	0+
23	Weeden, Jashawn		0-0	0-0	0-0	0	0	0	0	0	0	0	0	0	0+
24	Gatewood, Q.		2-4	0-1	0-0	1	1	2	0	4	0	0	0	0	7
	Team					0	0	0							
	Totals		7-10	0-1	4-5	1	9	10	5	18	3	4	1	1	-

FG %: 7-10 70.0%
3FG %: 0-1 0.0%
FT %: 4-5 80.0%

Deadball Rebounds
1

Officials: Jeffrey Poore, Toby Frierson, Jason Grainger
Technical fouls: McMinn Co.-None. Memphis Overton-None.
Attendance:

Score by periods	1st	2nd	3rd	4th	Total
McMinn Co.	0	0	0	10	10
Memphis Overton	0	0	0	18	18

2011 Class AAA State Boys' Basketball Tournament

March 16 - March 19, 2011 · Murphy Center - MTSU - Murfreesboro, TN

Game 1
Thu. Mar. 17 1:30 PM

Craigmont (30-5)	69
Knoxville West (27-5)	64

Game 2
Thu. Mar. 17 3:15 PM

White Station (29-6)	61
Clarksville (25-8)	57

Game 3
Thu. Mar. 17 5:00 PM

Bearden (33-2)	76
McMinn Co. (24-10)	48

Game 4
Thu. Mar. 17 6:45 PM

Siegel (33-2)	54
West Creek (28-6)	48

Game 5
Fri. Mar. 18 5:00 PM

Craigmont	51
White Station	47

Game 6
Fri. Mar. 18 6:45 PM

Bearden	68
Siegel	58

Game 7
Sat. Mar. 19 6:00 PM

Craigmont	61
Bearden	55

Craigmont
STATE CHAMPION

Official Basketball Box Score
Bearden vs McMinn County
03/17/11 5:00 PM at Murphy Center (Murfreesboro, TN)

VISITORS: Bearden 34-2

##	Player Name		TOT-FG FG-FGA	3-PT FG-FGA	FT-FTA	REBOUNDS OF	DE	TOT	PF	TP	A	TO	BLK	S	MIN
01	White, Rico.....	*	3-7	0-0	3-6	1	2	3	0	9	6	2	0	2	19
03	Fair, Dion.....	*	2-3	1-2	0-0	0	3	3	1	5	3	5	0	3	21
05	Greene, Ty.....	*	10-15	3-4	9-9	1	4	5	1	32	1	2	0	2	21
13	Peake, Spencer.....	*	3-5	0-0	4-6	1	4	5	3	10	0	1	0	4	17
32	Standifer, Drew.....	*	4-5	0-0	0-0	0	0	0	3	8	0	1	0	2	10
10	Campbell, Isaiah....		0-0	0-0	0-4	0	1	1	2	0	0	1	0	1	11
15	Winton, Will.....		0-2	0-0	2-2	0	5	5	1	2	0	1	1	0	21
23	Baine, Charlie.....		0-4	0-0	0-0	1	1	2	2	0	0	1	0	1	8
30	Wall, Jordan.....		2-3	0-0	0-2	3	0	3	1	4	1	1	0	0	11
33	Weida, Austin.....		1-2	0-1	3-6	3	2	5	2	5	1	1	0	1	11
44	Saletovic, Davor....		0-0	0-0	1-2	1	0	1	2	1	0	1	0	0	5
50	Oakes, Patrick.....		0-2	0-0	0-0	0	1	1	0	0	0	0	0	0	4
	TEAM.....						1	1							
	Totals.....		25-48	4-7	22-37	11	24	35	18	76	12	17	1	16	159

TOTAL FG% 1st Half: 15-24 62.5% 2nd Half: 10-24 41.7% Game: 52.1% DEADB
3-Pt. FG% 1st Half: 4-6 66.7% 2nd Half: 0-1 0.0% Game: 57.1% REBS
F Throw % 1st Half: 12-18 66.7% 2nd Half: 10-19 52.6% Game: 59.5% 7

HOME TEAM: McMinn County 24-11

##	Player Name		TOT-FG FG-FGA	3-PT FG-FGA	FT-FTA	REBOUNDS OF	DE	TOT	PF	TP	A	TO	BLK	S	MIN
15	Nevins, Cedric.....	*	6-10	0-1	4-9	2	5	7	2	16	1	3	1	2	24
24	Arnwine, Dante.....	*	4-13	0-3	3-4	2	1	3	3	11	3	6	0	4	20
40	McBee, Desmond.....	*	1-5	0-0	2-2	0	0	0	2	4	0	4	0	1	18
42	Lowry, James.....	*	2-3	0-0	3-3	1	2	3	0	7	0	0	0	2	17
44	Wilcox, Eric.....	*	1-3	0-0	2-2	1	3	4	4	4	0	0	0	0	20
03	Ferguson, Dysheek...		0-0	0-0	0-0	0	0	0	0	0	0	1	0	0	2
04	Arquette, Bradley...		1-2	0-1	0-0	2	0	2	0	2	0	1	0	0	4
05	Simbeck, Nathan.....		0-0	0-0	1-2	0	2	2	3	1	0	2	1	0	9
10	Taylor, Alex.....		0-0	0-0	0-0	0	0	0	1	0	0	0	0	0	2
12	Hicks, Taylor.....		0-5	0-3	0-0	0	1	1	4	0	1	1	0	3	15
20	Looney, Drew.....		1-2	0-0	0-0	0	0	0	4	2	0	4	0	0	14
23	Prater, Jeremy.....		0-1	0-1	0-0	0	1	1	1	0	0	0	0	0	3
30	Davis, Austin.....		0-1	0-0	1-2	2	2	4	0	1	0	0	0	0	4
32	Davis, Brandon.....		0-1	0-1	0-0	0	0	0	1	0	0	0	1	0	4
34	McCroskey, Donte....		0-1	0-0	0-0	0	1	1	0	0	0	0	0	0	4
	TEAM.....					1	2	3				2			
	Totals.....		16-47	0-10	16-24	11	20	31	25	48	5	24	3	12	160

TOTAL FG% 1st Half: 8-20 40.0% 2nd Half: 8-27 29.6% Game: 34.0% DEADB
3-Pt. FG% 1st Half: 0-5 0.0% 2nd Half: 0-5 0.0% Game: 0.0% REBS
F Throw % 1st Half: 11-15 73.3% 2nd Half: 5-9 55.6% Game: 66.7% 4

Officials: Kelly Davis, Mike Northcutt, Paul Moore
Technical fouls: Bearden-None. McMinn County-None.
Attendance:

Score by Periods	1st	2nd	3rd	4th		Total
Bearden.....	28	18	22	8	-	76
McMinn County.....	11	16	10	11	-	48

Play-by-Play
Bearden vs McMinn County
03/17/11 5:00 PM at Murphy Center (Murfreesboro, TN)

1st PERIOD Play-by-Play (Page 1)

HOME TEAM: McMinn County	TIME	SCORE	MAR	VISITORS: Bearden
FOUL by Nevins, Cedric (P1T1)	07:47			MISSED FT SHOT by White, Rico
	07:47			REBOUND (OFF) by (DEADBALL)
REBOUND (DEF) by Nevins, Cedric	07:47			MISSED FT SHOT by White, Rico
TURNOVR by Nevins, Cedric	07:42			
	07:41			STEAL by Peake, Spencer
	07:38	0-2	V 2	GOOD! LAYUP by Peake, Spencer [FB/PNT]
FOUL by McBee, Desmond (P1T2)	07:38			MISSED FT SHOT by Peake, Spencer
REBOUND (DEF) by Wilcox, Eric	07:38			
MISSED JUMPER by Arnwine, Dante	07:29			REBOUND (DEF) by Peake, Spencer
	07:26			TURNOVR by Peake, Spencer
STEAL by Arnwine, Dante	07:25			
MISSED 3 PTR by Arnwine, Dante	07:23			
REBOUND (OFF) by Arnwine, Dante	07:23			
GOOD! JUMPER by Arnwine, Dante [PNT]	07:19	2-2	T 1	
REBOUND (DEF) by Lowry, James	06:58			MISSED 3 PTR by Greene, Ty
	06:42			FOUL by Peake, Spencer (P1T1)
	06:42			SUB IN : Winton, Will
	06:42			SUB OUT: Peake, Spencer
TURNOVR by Arnwine, Dante	06:40			
	06:39			STEAL by White, Rico
REBOUND (DEF) by Nevins, Cedric	06:37			MISSED LAYUP by White, Rico
GOOD! LAYUP by Nevins, Cedric [FB/PNT]	06:30	4-2	H 2	
FOUL by Arnwine, Dante (P1T3)	06:20			
	06:10	4-4	T 2	GOOD! JUMPER by Fair, Dion [PNT]
MISSED JUMPER by Arnwine, Dante	05:51			BLOCK by Winton, Will
	05:49			REBOUND (DEF) by Fair, Dion
	05:44			TURNOVR by Standifer, Drew
	05:41			FOUL by Standifer, Drew (P1T2)
TURNOVR by Arnwine, Dante	05:32			
	05:31			STEAL by Standifer, Drew
	05:27	4-6	V 2	GOOD! JUMPER by White, Rico [FB/PNT]
TIMEOUT 30sec	05:09			
	05:09			SUB IN : Peake, Spencer
	05:09			SUB IN : Weida, Austin
	05:09			SUB OUT: Winton, Will
	05:09			SUB OUT: Greene, Ty
TURNOVR by Arnwine, Dante	05:07			
	05:06			STEAL by Peake, Spencer
FOUL by McBee, Desmond (P2T4)	05:04	4-7	V 3	GOOD! FT SHOT by White, Rico
	05:04	4-8	V 4	GOOD! FT SHOT by White, Rico
SUB IN : Hicks, Taylor	05:04			
SUB OUT: McBee, Desmond	05:04			
GOOD! JUMPER by Nevins, Cedric	04:46	6-8	V 2	
ASSIST by Arnwine, Dante	04:46			
	04:25			TURNOVR by White, Rico
STEAL by Lowry, James	04:24			
	04:14			FOUL by Fair, Dion (P1T3)
FOUL by Arnwine, Dante (P2T5)	04:14			
SUB IN : Looney, Drew	04:14			SUB IN : Wall, Jordan
SUB IN : Simbeck, Nathan	04:14			SUB IN : Greene, Ty
SUB OUT: Arnwine, Dante	04:14			SUB OUT: Standifer, Drew
SUB OUT: Lowry, James	04:14			SUB OUT: White, Rico
MISSED 3 PTR by Hicks, Taylor	03:56			REBOUND (DEF) by Fair, Dion
	03:49	6-10	V 4	GOOD! JUMPER by Wall, Jordan
	03:49			ASSIST by Fair, Dion
TURNOVR by Looney, Drew	03:34			
	03:34			SUB IN : Winton, Will
	03:34			SUB IN : Campbell, Isaiah
	03:34			SUB OUT: Peake, Spencer
	03:34			SUB OUT: Fair, Dion
	03:21	6-12	V 6	GOOD! LAYUP by Greene, Ty [PNT]
	03:09			SUB IN : Standifer, Drew
	03:09			SUB IN : White, Rico
	03:09			SUB OUT: Wall, Jordan
	03:09			SUB OUT: Weida, Austin
MISSED JUMPER by Looney, Drew	02:58			
REBOUND (OFF) by Nevins, Cedric	02:58			
	02:57			FOUL by Winton, Will (P1T4)

FOUL by Simbeck, Nathan (P1T6)	02:52			
TURNOVR by Simbeck, Nathan	02:52			
	02:52			SUB IN : Fair, Dion
	02:52			SUB OUT: Campbell, Isaiah
	02:40	6-14	V 8	GOOD! LAYUP by Greene, Ty [PNT]
MISSED JUMPER by Wilcox, Eric	02:12			REBOUND (DEF) by Greene, Ty
	02:02	6-17	V 11	GOOD! 3 PTR by Fair, Dion
	02:02			ASSIST by Greene, Ty
TURNOVR by (TEAM)	01:54			
	01:54			SUB IN : Peake, Spencer
	01:54			SUB OUT: Winton, Will
FOUL by Looney, Drew (P1T7)	01:51	6-18	V 12	GOOD! FT SHOT by Peake, Spencer
	01:51	6-19	V 13	GOOD! FT SHOT by Peake, Spencer
SUB IN : Lowry, James	01:51			
SUB IN : McBee, Desmond	01:51			
SUB IN : Arnwine, Dante	01:51			
SUB OUT: Wilcox, Eric	01:51			
SUB OUT: Looney, Drew	01:51			
SUB OUT: Hicks, Taylor	01:51			
GOOD! FT SHOT by Simbeck, Nathan	01:36	7-19	V 12	FOUL by Standifer, Drew (P2T5)
MISSED FT SHOT by Simbeck, Nathan	01:36			REBOUND (DEF) by Peake, Spencer
	01:36			SUB IN : Winton, Will
	01:36			SUB OUT: Standifer, Drew
FOUL by Simbeck, Nathan (P2T8)	01:22	7-20	V 13	GOOD! FT SHOT by Winton, Will
	01:22	7-21	V 14	GOOD! FT SHOT by Winton, Will
TURNOVR by McBee, Desmond	01:11			STEAL by Peake, Spencer
	00:56	7-24	V 17	GOOD! 3 PTR by Greene, Ty
	00:56			ASSIST by White, Rico
TURNOVR by Nevins, Cedric	00:44			
	00:43			STEAL by Greene, Ty
	00:36			TURNOVR by Fair, Dion
STEAL by Nevins, Cedric	00:35			
GOOD! LAYUP by McBee, Desmond [FB/PNT]	00:31	9-24	V 15	
ASSIST by Nevins, Cedric	00:31			
	00:17			TURNOVR by Greene, Ty
STEAL by Arnwine, Dante	00:16			
GOOD! LAYUP by Arnwine, Dante [FB/PNT]	00:14	11-24	V 13	
	00:05	11-27	V 16	GOOD! 3 PTR by Greene, Ty
	00:05			ASSIST by Fair, Dion
FOUL by Simbeck, Nathan (P3T9)	00:02	11-28	V 17	GOOD! FT SHOT by Greene, Ty
SUB IN : Wilcox, Eric	00:02			
SUB IN : Hicks, Taylor	00:02			
SUB OUT: Nevins, Cedric	00:02			
SUB OUT: Simbeck, Nathan	00:02			

Bearden 28, McMinn County 11

2nd PERIOD Play-by-Play (Page 1)

HOME TEAM: McMinn County	TIME	SCORE	MAR	VISITORS: Bearden
SUB IN : Looney, Drew	08:00			SUB IN : Winton, Will
SUB OUT: Nevins, Cedric	08:00			SUB IN : Wall, Jordan
	08:00			SUB OUT: Standifer, Drew
	08:00			SUB OUT: Peake, Spencer
MISSEDbJUMPEReby,McBee,nDesmond	07:45			
REBOUND (OFF) by Lowry, James	07:44			
GOOD! FT SHOT by Lowry, James	07:44	12-28	V 16	
GOOD! FT SHOT by Lowry, James	07:44	13-28	V 15	
	07:44			SUB IN : Peake, Spencer
	07:44			SUB OUT: Wall, Jordan
	07:43	13-30	V 17	GOOD! JUMPER by Greene, Ty [PNT]
TIMEOUT 30sec	07:23			
MISSED JUMPER by McBee, Desmond	06:47			REBOUND (DEF) by Winton, Will
FOUL by Looney, Drew (P2T10)	06:26	13-31	V 18	GOOD! FT SHOT by White, Rico
REBOUND (DEF) by Nevins, Cedric	06:26			MISSED FT SHOT by White, Rico
SUB IN : Nevins, Cedric	06:26			
SUB OUT: Looney, Drew	06:26			
GOOD! JUMPER by Arnwine, Dante [PNT]	05:55	15-31	V 16	
	05:39	15-33	V 18	GOOD! LAYUP by Greene, Ty [PNT]
	05:39			ASSIST by White, Rico
GOOD! JUMPER by Lowry, James [PNT]	05:14	17-33	V 16	
ASSIST by Arnwine, Dante	05:14			
GOOD! FT SHOT by Lowry, James	05:14	18-33	V 15	FOUL by Peake, Spencer (P2T6)
	05:14			SUB IN : Wall, Jordan
	05:14			SUB IN : Weida, Austin

	05:14			SUB OUT: Peake, Spencer
	05:14			SUB OUT: Greene, Ty
	05:07			MISSED JUMPER by White, Rico
	05:07			REBOUND (OFF) by Weida, Austin
FOUL by Wilcox, Eric (P1T11)	05:00			MISSED FT SHOT by Weida, Austin
	05:00			REBOUND (OFF) by (DEADBALL)
	05:00	18-34	V 16	GOOD! FT SHOT by Weida, Austin
	05:00			SUB IN : Campbell, Isaiah
	05:00			SUB OUT: Fair, Dion
GOOD! FT SHOT by Arnwine, Dante	04:52	19-34	V 15	FOUL by Wall, Jordan (P1T7)
MISSED FT SHOT by Arnwine, Dante	04:52			
REBOUND (OFF) by (DEADBALL)	04:52			
	04:52			SUB IN : Peake, Spencer
	04:52			SUB OUT: Wall, Jordan
	04:44			MISSED JUMPER by Peake, Spencer
	04:44			REBOUND (OFF) by White, Rico
	04:44	19-36	V 17	GOOD! LAYUP by White, Rico [PNT]
	04:43			FOUL by Campbell, Isaiah (P1T8)
	04:28			SUB IN : Fair, Dion
	04:28			SUB IN : Greene, Ty
	04:28			SUB OUT: Campbell, Isaiah
	04:28			SUB OUT: White, Rico
GOOD! FT SHOT by Arnwine, Dante	04:26	20-36	V 16	
GOOD! FT SHOT by Arnwine, Dante	04:26	21-36	V 15	
REBOUND (DEF) by Nevins, Cedric	04:17			MISSED JUMPER by Peake, Spencer
GOOD! FT SHOT by Nevins, Cedric	04:08	22-36	V 14	FOUL by Greene, Ty (P1T9)
MISSED FT SHOT by Nevins, Cedric	04:08			REBOUND (DEF) by Winton, Will
	03:58			MISSED 3 PTR by Fair, Dion
	03:58			REBOUND (OFF) by Weida, Austin
	03:50			TURNOVR by Fair, Dion
STEAL by Arnwine, Dante	03:49			
MISSED JUMPER by McBee, Desmond	03:40			REBOUND (DEF) by Greene, Ty
	03:35			TURNOVR by Greene, Ty
STEAL by Arnwine, Dante	03:34			
MISSED 3 PTR by Arnwine, Dante	03:23			REBOUND (DEF) by Greene, Ty
	03:16	22-38	V 16	GOOD! JUMPER by Greene, Ty [PNT]
MISSED 3 PTR by Nevins, Cedric	02:51			REBOUND (DEF) by Weida, Austin
SUB IN : Looney, Drew	02:48			SUB IN : White, Rico
SUB OUT: Arnwine, Dante	02:48			SUB OUT: Weida, Austin
REBOUND (DEF) by Lowry, James	02:29			MISSED JUMPER by White, Rico
GOOD! JUMPER by Lowry, James [PNT]	02:19	24-38	V 14	
	02:11			TURNOVR by Fair, Dion
TURNOVR by McBee, Desmond	02:09			STEAL by Peake, Spencer
STEAL by Nevins, Cedric	02:09			TURNOVR by Fair, Dion
TURNOVR by Nevins, Cedric	02:08			STEAL by Fair, Dion
FOUL by Wilcox, Eric (P2T12)	02:08	24-39	V 15	GOOD! FT SHOT by Greene, Ty
	02:08	24-40	V 16	GOOD! FT SHOT by Greene, Ty
SUB IN : Hicks, Taylor	02:08			SUB IN : Weida, Austin
SUB IN : Simbeck, Nathan	02:08			SUB IN : Campbell, Isaiah
SUB OUT: McBee, Desmond	02:08			SUB OUT: White, Rico
SUB OUT: Lowry, James	02:08			SUB OUT: Greene, Ty
TURNOVR by Simbeck, Nathan	02:02			STEAL by White, Rico
	02:02			FOUL by Weida, Austin (P1T10)
	02:02			TURNOVR by Weida, Austin
GOOD! FT SHOT by Nevins, Cedric	02:02	25-40	V 15	
MISSED FT SHOT by Nevins, Cedric	02:02			REBOUND (DEF) by Peake, Spencer
	02:02			SUB IN : Greene, Ty
	02:02			SUB OUT: Weida, Austin
	02:02			SUB OUT: Campbell, Isaiah
	02:00			TURNOVR by Winton, Will
STEAL by Hicks, Taylor	01:57			
	01:50			SUB IN : White, Rico
MISSED 3 PTR by Hicks, Taylor	01:32			REBOUND (DEF) by Fair, Dion
	01:21	25-43	V 18	GOOD! 3 PTR by Greene, Ty
	01:21			ASSIST by White, Rico
GOOD! FT SHOT by Wilcox, Eric	01:10	26-43	V 17	FOUL by Peake, Spencer (P3T11)
GOOD! FT SHOT by Wilcox, Eric	01:10	27-43	V 16	
SUB IN : Lowry, James	01:10			
SUB IN : Arnwine, Dante	01:10			
SUB IN : McBee, Desmond	01:10			
SUB OUT: Hicks, Taylor	01:10			
SUB OUT: Simbeck, Nathan	01:10			
SUB OUT: Looney, Drew	01:10			
FOUL by Wilcox, Eric (P3T13)	00:57			MISSED FT SHOT by Peake, Spencer
	00:57			REBOUND (OFF) by (DEADBALL)
	00:57	27-44	V 17	GOOD! FT SHOT by Peake, Spencer
TURNOVR by (TEAM)	00:57			

SUB IN : Simbeck, Nathan	00:57			SUB IN : Weida, Austin
SUB OUT: Wilcox, Eric	00:57			SUB OUT: Peake, Spencer
	00:04			MISSED JUMPER by Greene, Ty
	00:04			REBOUND (OFF) by Greene, Ty
	00:01			MISSED JUMPER by Greene, Ty
	00:01			REBOUND (OFF) by Weida, Austin
	00:00	27-46	V 19	GOOD! JUMPER by Weida, Austin

Bearden 46, McMinn County 27

3rd PERIOD Play-by-Play (Page 1)

HOME TEAM: McMinn County	TIME	SCORE	MAR	VISITORS: Bearden
TURNOVR by McBee, Desmond	08:00			
	08:00			SUB IN : Winton, Will
	08:00			SUB OUT: Peake, Spencer
	07:50	27-48	V 21	GOOD! LAYUP by Standifer, Drew [PNT]
	07:50			ASSIST by Fair, Dion
TURNOVR by McBee, Desmond	07:37			
	07:36			STEAL by Greene, Ty
FOUL by Nevins, Cedric (P2T1)	07:31	27-49	V 22	GOOD! FT SHOT by Greene, Ty
	07:31	27-50	V 23	GOOD! FT SHOT by Greene, Ty
SUB IN : Hicks, Taylor	07:31			
SUB OUT: McBee, Desmond	07:31			
MISSED JUMPER by Nevins, Cedric	07:24			
REBOUND (OFF) by Nevins, Cedric	07:24			
GOOD! JUMPER by Nevins, Cedric [PNT]	07:20	29-50	V 21	
REBOUND (DEF) by Wilcox, Eric	07:10			MISSED JUMPER by Greene, Ty
MISSED LAYUP by Arnwine, Dante	07:05			
REBOUND (OFF) by (TEAM)	07:05			
MISSED JUMPER by Lowry, James	07:02			REBOUND (DEF) by White, Rico
STEAL by Lowry, James	07:02			TURNOVR by White, Rico
TURNOVR by Arnwine, Dante	06:58			
FOUL by Arnwine, Dante (P3T2)	06:49			
FOUL by Hicks, Taylor (P1T3)	06:47			
	06:34	29-52	V 23	GOOD! JUMPER by Standifer, Drew
	06:34			ASSIST by White, Rico
	06:24			FOUL by Standifer, Drew (P3T1)
	06:24			SUB IN : Peake, Spencer
	06:24			SUB OUT: Standifer, Drew
GOOD! JUMPER by Nevins, Cedric [PNT]	06:09	31-52	V 21	
	06:02	31-54	V 23	GOOD! JUMPER by Greene, Ty [PNT]
TURNOVR by Arnwine, Dante	05:45			
	05:44			STEAL by Fair, Dion
FOUL by Hicks, Taylor (P2T4)	05:40	31-55	V 24	GOOD! FT SHOT by Greene, Ty
	05:40	31-56	V 25	GOOD! FT SHOT by Greene, Ty
TURNOVR by Arnwine, Dante	05:21			
	05:10	31-58	V 27	GOOD! JUMPER by Peake, Spencer [PNT]
	05:10			ASSIST by White, Rico
FOUL by Wilcox, Eric (P4T5)	05:10	31-59	V 28	GOOD! FT SHOT by Peake, Spencer
SUB IN : Simbeck, Nathan	05:10			SUB IN : Weida, Austin
SUB IN : Looney, Drew	05:10			SUB OUT: Greene, Ty
SUB OUT: Wilcox, Eric	05:10			
SUB OUT: Arnwine, Dante	05:10			
GOOD! JUMPER by Nevins, Cedric	04:58	33-59	V 26	
ASSIST by Hicks, Taylor	04:58			
REBOUND (DEF) by (TEAM)	04:44			MISSED JUMPER by Winton, Will
TURNOVR by Looney, Drew	04:17			
	04:16			STEAL by Fair, Dion
FOUL by Looney, Drew (P3T6)	04:10	33-60	V 27	GOOD! FT SHOT by Weida, Austin
REBOUND (DEF) by Simbeck, Nathan	04:10			MISSED FT SHOT by Weida, Austin
SUB IN : McBee, Desmond	04:10			SUB IN : Greene, Ty
SUB OUT: Lowry, James	04:10			SUB IN : Campbell, Isaiah
	04:10			SUB OUT: Fair, Dion
	04:10			SUB OUT: White, Rico
MISSED JUMPER by Nevins, Cedric	03:52			REBOUND (DEF) by Winton, Will
FOUL by Looney, Drew (P4T7)	03:30			MISSED FT SHOT by Campbell, Isaiah
	03:30			REBOUND (OFF) by (DEADBALL)
	03:30			MISSED FT SHOT by Campbell, Isaiah
	03:30			REBOUND (OFF) by Wall, Jordan
SUB IN : Arnwine, Dante	03:30			SUB IN : Wall, Jordan
SUB OUT: Hicks, Taylor	03:30			SUB OUT: Peake, Spencer
	03:26			TURNOVR by Wall, Jordan
GOOD! LAYUP by Nevins, Cedric [PNT]	02:54	35-60	V 25	
MISSED FT SHOT by Nevins, Cedric	02:52			FOUL by Weida, Austin (P2T2)

	02:52			REBOUND (DEF) by Winton, Will
	02:50			SUB IN : Peake, Spencer
	02:50			SUB IN : Fair, Dion
	02:50			SUB IN : White, Rico
	02:50			SUB OUT: Weida, Austin
	02:50			SUB OUT: Wall, Jordan
	02:50			SUB OUT: Campbell, Isaiah
BLOCK by Nevins, Cedric	02:45			MISSED JUMPER by Greene, Ty
REBOUND (DEF) by Simbeck, Nathan	02:43			
MISSED JUMPER by Nevins, Cedric	02:19			REBOUND (DEF) by Peake, Spencer
	02:12			TURNOVR by Fair, Dion
STEAL by McBee, Desmond	02:10			
TURNOVR by Looney, Drew	02:02			
SUB IN : Wilcox, Eric	02:02			
SUB OUT: Simbeck, Nathan	02:02			
	01:48	35-62	V 27	GOOD! JUMPER by White, Rico [PNT]
MISSED JUMPER by Arnwine, Dante	01:35			
REBOUND (OFF) by Wilcox, Eric	01:35			
MISSED JUMPER by Wilcox, Eric	01:31			REBOUND (DEF) by White, Rico
	01:26	35-64	V 29	GOOD! LAYUP by Greene, Ty [FB/PNT]
	01:26			ASSIST by White, Rico
SUB IN : Taylor, Alex	01:26			
SUB OUT: Looney, Drew	01:26			
MISSED JUMPER by McBee, Desmond	01:18			REBOUND (DEF) by Winton, Will
	01:11			MISSED LAYUP by White, Rico
	01:11			REBOUND (OFF) by Peake, Spencer
	01:08	35-66	V 31	GOOD! JUMPER by Peake, Spencer [PNT]
GOOD! JUMPER by Arnwine, Dante [PNT]	00:59	37-66	V 29	
SUB IN : Looney, Drew	00:58			
SUB OUT: Nevins, Cedric	00:58			
FOUL by Taylor, Alex (P1T8)	00:39			
	00:35	37-67	V 30	GOOD! FT SHOT by Greene, Ty
	00:35	37-68	V 31	GOOD! FT SHOT by Greene, Ty
MISSED JUMPER by Arnwine, Dante	00:20			
REBOUND (OFF) by Arnwine, Dante	00:20			
MISSED 3 PTR by Arnwine, Dante	00:14			REBOUND (DEF) by Greene, Ty
REBOUND (DEF) by (TEAM)	00:03			MISSED JUMPER by Winton, Will

Bearden 68, McMinn County 37

4th PERIOD Play-by-Play (Page 1)

HOME TEAM: McMinn County	TIME	SCORE	MAR	VISITORS: Bearden
SUB IN : Taylor, Alex	08:00			SUB IN : Baine, Charlie
SUB IN : Looney, Drew	08:00			SUB IN : Wall, Jordan
SUB OUT: Nevins, Cedric	08:00			SUB IN : Weida, Austin
SUB OUT: Lowry, James	08:00			SUB IN : Campbell, Isaiah
	08:00			SUB OUT: Peake, Spencer
	08:00			SUB OUT: Fair, Dion
	08:00			SUB OUT: Greene, Ty
	08:00			SUB OUT: White, Rico
GOOD! JUMPER by Wilcox, Eric [PNT]	07:50	39-68	V 29	
ASSIST by Arnwine, Dante	07:50			
	07:35	39-70	V 31	GOOD! LAYUP by Standifer, Drew [PNT]
	07:35			ASSIST by Wall, Jordan
MISSED JUMPER by Arnwine, Dante	07:24			REBOUND (DEF) by Weida, Austin
REBOUND (DEF) by Wilcox, Eric	06:54			MISSED JUMPER by Standifer, Drew
GOOD! FT SHOT by McBee, Desmond	06:40	40-70	V 30	FOUL by Baine, Charlie (P1T3)
GOOD! FT SHOT by McBee, Desmond	06:40	41-70	V 29	
SUB IN : Hicks, Taylor	06:40			
SUB IN : Prater, Jeremy	06:40			
SUB OUT: Taylor, Alex	06:40			
SUB OUT: McBee, Desmond	06:40			
	06:20			MISSED 3 PTR by Weida, Austin
	06:20			REBOUND (OFF) by Baine, Charlie
REBOUND (DEF) by Arnwine, Dante	06:17			MISSED JUMPER by Baine, Charlie
TURNOVR by Hicks, Taylor	06:07			
	06:06			STEAL by Standifer, Drew
	06:00			TURNOVR by Campbell, Isaiah
STEAL by Hicks, Taylor	05:58			
SUB IN : Ferguson, Dysheek	05:58			
SUB IN : Nevins, Cedric	05:58			
SUB OUT: Wilcox, Eric	05:58			
SUB OUT: Arnwine, Dante	05:58			
MISSED FT SHOT by Nevins, Cedric	05:38			FOUL by Baine, Charlie (P2T4)

REBOUND (OFF) by (DEADBALL)	05:38			
GOOD! FT SHOT by Nevins, Cedric	05:38	42-70	V 28	
	05:33	42-72	V 30	GOOD! JUMPER by Standifer, Drew
	05:33			ASSIST by Weida, Austin
TIMEOUT TEAM	05:17			
	05:17			SUB IN : Saletovic, Davor
	05:17			SUB OUT: Standifer, Drew
TURNOVR by Looney, Drew	05:02			
	05:00			STEAL by Weida, Austin
FOUL by Prater, Jeremy (P1T9)	04:55	42-73	V 31	GOOD! FT SHOT by Weida, Austin
REBOUND (DEF) by Prater, Jeremy	04:55			MISSED FT SHOT by Weida, Austin
MISSED 3 PTR by Prater, Jeremy	04:43			REBOUND (DEF) by Baine, Charlie
	04:32	42-75	V 33	GOOD! LAYUP by Wall, Jordan [PNT]
GOOD! LAYUP by Looney, Drew [PNT]	04:21	44-75	V 31	
	04:13			MISSED LAYUP by Baine, Charlie
	04:13			REBOUND (OFF) by Saletovic, Davor
FOUL by Hicks, Taylor (P3T10)	04:11			MISSED FT SHOT by Saletovic, Davor
	04:11			REBOUND (OFF) by (DEADBALL)
	04:11	44-76	V 32	GOOD! FT SHOT by Saletovic, Davor
	04:11			SUB IN : Oakes, Patrick
	04:11			SUB OUT: Weida, Austin
TURNOVR by Ferguson, Dysheek	04:05			
	04:03			STEAL by Baine, Charlie
REBOUND (DEF) by Nevins, Cedric	04:00			MISSED LAYUP by Oakes, Patrick
MISSED FT SHOT by Nevins, Cedric	03:46			FOUL by Campbell, Isaiah (P2T5)
REBOUND (OFF) by (DEADBALL)	03:46			
GOOD! FT SHOT by Nevins, Cedric	03:46	45-76	V 31	
SUB IN : McCroskey, Donte	03:46			
SUB IN : Davis, Brandon	03:46			
SUB IN : Arquette, Bradley	03:46			
SUB IN : Davis, Austin	03:46			
SUB OUT: Prater, Jeremy	03:46			
SUB OUT: Ferguson, Dysheek	03:46			
SUB OUT: Looney, Drew	03:46			
SUB OUT: Nevins, Cedric	03:46			
REBOUND (DEF) by Davis, Austin	03:21			MISSED JUMPER by Baine, Charlie
MISSED 3 PTR by Hicks, Taylor	03:13			REBOUND (DEF) by (TEAM)
	02:44			MISSED JUMPER by Oakes, Patrick
	02:44			REBOUND (OFF) by Wall, Jordan
FOUL by Davis, Brandon (P1T11)	02:37			
	02:36			MISSED FT SHOT by Wall, Jordan
	02:36			REBOUND (OFF) by (DEADBALL)
REBOUND (DEF) by Davis, Austin	02:36			MISSED FT SHOT by Wall, Jordan
MISSED JUMPER by Hicks, Taylor	02:22			
REBOUND (OFF) by Arquette, Bradley	02:22			
MISSED JUMPER by McCroskey, Donte	02:02			
REBOUND (OFF) by Davis, Austin	02:02			
MISSED JUMPER by Davis, Austin	02:00			
REBOUND (OFF) by Davis, Austin	02:00			
MISSED FT SHOT by Davis, Austin	02:00			FOUL by Saletovic, Davor (P1T6)
REBOUND (OFF) by (DEADBALL)	02:00			
GOOD! FT SHOT by Davis, Austin	02:00	46-76	V 30	
BLOCK by Davis, Brandon	01:49			MISSED JUMPER by Wall, Jordan
	01:47			REBOUND (OFF) by Wall, Jordan
REBOUND (DEF) by Hicks, Taylor	01:36			MISSED JUMPER by Baine, Charlie
MISSED 3 PTR by Davis, Brandon	01:25			
REBOUND (OFF) by Arquette, Bradley	01:25			
TURNOVR by Arquette, Bradley	01:20			
	01:19			STEAL by Campbell, Isaiah
FOUL by Hicks, Taylor (P4T12)	01:15			MISSED FT SHOT by Campbell, Isaiah
	01:15			REBOUND (OFF) by (DEADBALL)
REBOUND (DEF) by McCroskey, Donte	01:15			MISSED FT SHOT by Campbell, Isaiah
MISSED JUMPER by Hicks, Taylor	01:08			REBOUND (DEF) by Campbell, Isaiah
	00:49			FOUL by Saletovic, Davor (P2T7)
	00:49			TURNOVR by Saletovic, Davor
MISSED 3 PTR by Arquette, Bradley	00:48			REBOUND (DEF) by Oakes, Patrick
	00:23			TURNOVR by Baine, Charlie
STEAL by Hicks, Taylor	00:20			
GOOD! LAYUP by Arquette, Bradley [FB/PNT]	00:15	48-76	V 28	

Bearden 76, McMinn County 48

Official Basketball Box Score -- 1st Half
Bearden vs McMinn County
03/17/11 5:00 PM at Murphy Center (Murfreesboro, TN)

VISITORS: Bearden 34-2

##	Player Name		TOT-FG FG-FGA	3-PT FG-FGA	FT-FTA	REBOUNDS OF	DE	TOT	PF	TP	A	TO	BLK	S	MIN
01	White, Rico.....	*	2-5	0-0	3-6	1	0	1	0	7	3	1	0	2	13
03	Fair, Dion.....	*	2-3	1-2	0-0	0	3	3	1	5	2	4	0	1	14
05	Greene, Ty.....	*	8-11	3-4	3-3	1	3	4	1	22	1	2	0	1	14
13	Peake, Spencer.....	*	1-3	0-0	3-5	0	3	3	3	5	0	1	0	4	11
32	Standifer, Drew.....	*	0-0	0-0	0-0	0	0	0	2	0	0	1	0	1	5
10	Campbell, Isaiah....		0-0	0-0	0-0	0	0	0	1	0	0	0	0	0	2
15	Winton, Will.....		0-0	0-0	2-2	0	2	2	1	2	0	1	1	0	13
23	Baine, Charlie.....		0-0	0-0	0-0	0	0	0	0	0	0	0	0	0	0
30	Wall, Jordan.....		1-1	0-0	0-0	0	0	0	1	2	0	0	0	0	2
33	Weida, Austin.....		1-1	0-0	1-2	3	1	4	1	3	0	1	0	0	5
44	Saletovic, Davor....		0-0	0-0	0-0	0	0	0	0	0	0	0	0	0	0
50	Oakes, Patrick.....		0-0	0-0	0-0	0	0	0	0	0	0	0	0	0	0
	TEAM.....														
	Totals.....		15-24	4-6	12-18	5	12	17	11	46	6	11	1	9	79

TOTAL FG% 1st Half: 15-24 62.5%
3-Pt. FG% 1st Half: 4-6 66.7%
F Throw % 1st Half: 12-18 66.7%

HOME TEAM: McMinn County 24-11

##	Player Name		TOT-FG FG-FGA	3-PT FG-FGA	FT-FTA	REBOUNDS OF	DE	TOT	PF	TP	A	TO	BLK	S	MIN
15	Nevins, Cedric.....	*	2-3	0-1	2-4	1	4	5	1	6	1	3	0	2	15
24	Arnwine, Dante.....	*	3-7	0-2	3-4	1	0	1	2	9	2	3	0	4	12
40	McBee, Desmond.....	*	1-4	0-0	0-0	0	0	0	2	2	0	2	0	0	12
42	Lowry, James.....	*	2-2	0-0	3-3	1	2	3	0	7	0	0	0	1	13
44	Wilcox, Eric.....	*	0-1	0-0	2-2	0	1	1	3	2	0	0	0	0	13
03	Ferguson, Dysheek...		0-0	0-0	0-0	0	0	0	0	0	0	0	0	0	0
04	Arquette, Bradley...		0-0	0-0	0-0	0	0	0	0	0	0	0	0	0	0
05	Simbeck, Nathan.....		0-0	0-0	1-2	0	0	0	3	1	0	2	1	0	6
10	Taylor, Alex.....		0-0	0-0	0-0	0	0	0	0	0	0	0	0	0	0
12	Hicks, Taylor.....		0-2	0-2	0-0	0	0	0	0	0	0	0	0	1	4
20	Looney, Drew.....		0-1	0-0	0-0	0	0	0	2	0	0	1	0	0	5
23	Prater, Jeremy.....		0-0	0-0	0-0	0	0	0	0	0	0	0	0	0	0
30	Davis, Austin.....		0-0	0-0	0-0	0	0	0	0	0	0	0	0	0	0
32	Davis, Brandon.....		0-0	0-0	0-0	0	0	0	0	0	0	0	0	0	0
34	McCroskey, Donte....		0-0	0-0	0-0	0	0	0	0	0	0	0	0	0	0
	TEAM.....											2			
	Totals.....		8-20	0-5	11-15	3	7	10	13	27	3	13	1	8	80

TOTAL FG% 1st Half: 8-20 40.0%
3-Pt. FG% 1st Half: 0-5 0.0%
F Throw % 1st Half: 11-15 73.3%

Officials: Kelly Davis, Mike Northcutt, Paul Moore
Technical fouls: Bearden-None. McMinn County-None.
Attendance:

Score by Periods	1st	2nd
Bearden.....	28	18
McMinn County.....	11	16

Official Basketball Box Score -- 2nd Half
Bearden vs McMinn County
03/17/11 5:00 PM at Murphy Center (Murfreesboro, TN)

VISITORS: Bearden 34-2

##	Player Name		TOT-FG FG-FGA	3-PT FG-FGA	FT-FTA	REBOUNDS OF	DE	TOT	PF	TP	A	TO	BLK	S	MIN
01	White, Rico.....	*	1-2	0-0	0-0	0	2	2	0	2	3	1	0	0	6
03	Fair, Dion.....	*	0-0	0-0	0-0	0	0	0	0	0	1	1	0	2	7
05	Greene, Ty.....	*	2-4	0-0	6-6	0	1	1	0	10	0	0	0	1	7
13	Peake, Spencer.....	*	2-2	0-0	1-1	1	1	2	0	5	0	0	0	0	6
32	Standifer, Drew.....	*	4-5	0-0	0-0	0	0	0	1	8	0	0	0	1	5
10	Campbell, Isaiah....		0-0	0-0	0-4	0	1	1	1	0	0	1	0	1	9
15	Winton, Will.....		0-2	0-0	0-0	0	3	3	0	0	0	0	0	0	8
23	Baine, Charlie.....		0-4	0-0	0-0	1	1	2	2	0	0	1	0	1	8
30	Wall, Jordan.....		1-2	0-0	0-2	3	0	3	0	2	1	1	0	0	9
33	Weida, Austin.....		0-1	0-1	2-4	0	1	1	1	2	1	0	0	1	6
44	Saletovic, Davor....		0-0	0-0	1-2	1	0	1	2	1	0	1	0	0	5
50	Oakes, Patrick.....		0-2	0-0	0-0	0	1	1	0	0	0	0	0	0	4
	TEAM.....						1	1							
	Totals.....		10-24	0-1	10-19	6	12	18	7	30	6	6	0	7	80

TOTAL FG% 1st Half: 15-24 62.5% 2nd Half: 10-24 41.7% Game: 52.1%
3-Pt. FG% 1st Half: 4-6 66.7% 2nd Half: 0-1 0.0% Game: 57.1%
F Throw % 1st Half: 12-18 66.7% 2nd Half: 10-19 52.6% Game: 59.5%

HOME TEAM: McMinn County 24-11

##	Player Name		TOT-FG FG-FGA	3-PT FG-FGA	FT-FTA	REBOUNDS OF	DE	TOT	PF	TP	A	TO	BLK	S	MIN
15	Nevins, Cedric.....	*	4-7	0-0	2-5	1	1	2	1	10	0	0	1	0	9
24	Arnwine, Dante.....	*	1-6	0-1	0-0	1	1	2	1	2	1	3	0	0	8
40	McBee, Desmond.....	*	0-1	0-0	2-2	0	0	0	0	2	0	2	0	1	6
42	Lowry, James.....	*	0-1	0-0	0-0	0	0	0	0	0	0	0	0	1	4
44	Wilcox, Eric.....	*	1-2	0-0	0-0	1	2	3	1	2	0	0	0	0	7
03	Ferguson, Dysheek...		0-0	0-0	0-0	0	0	0	0	0	0	1	0	0	2
04	Arquette, Bradley...		1-2	0-1	0-0	2	0	2	0	2	0	1	0	0	4
05	Simbeck, Nathan.....		0-0	0-0	0-0	0	2	2	0	0	0	0	0	0	3
10	Taylor, Alex.....		0-0	0-0	0-0	0	0	0	1	0	0	0	0	0	2
12	Hicks, Taylor.....		0-3	0-1	0-0	0	1	1	4	0	1	1	0	2	11
20	Looney, Drew.....		1-1	0-0	0-0	0	0	0	2	2	0	3	0	0	9
23	Prater, Jeremy.....		0-1	0-1	0-0	0	1	1	1	0	0	0	0	0	3
30	Davis, Austin.....		0-1	0-0	1-2	2	2	4	0	1	0	0	0	0	4
32	Davis, Brandon.....		0-1	0-1	0-0	0	0	0	1	0	0	0	1	0	4
34	McCroskey, Donte....		0-1	0-0	0-0	0	1	1	0	0	0	0	0	0	4
	TEAM.....					1	2	3							
	Totals.....		8-27	0-5	5-9	8	13	21	12	21	2	11	2	4	80

TOTAL FG% 1st Half: 8-20 40.0% 2nd Half: 8-27 29.6% Game: 34.0%
3-Pt. FG% 1st Half: 0-5 0.0% 2nd Half: 0-5 0.0% Game: 0.0%
F Throw % 1st Half: 11-15 73.3% 2nd Half: 5-9 55.6% Game: 66.7%

Officials: Kelly Davis, Mike Northcutt, Paul Moore
Technical fouls: Bearden-None. McMinn County-None.
Attendance:

Score by Periods	1st	2nd	3rd	4th
Bearden.....	28	18	22	8
McMinn County.....	11	16	10	11

1991 Class AAA State Boys' Basketball Tournament

March 20 - March 23, 1991 · Murphy Center - MTSU - Murfreesboro, TN

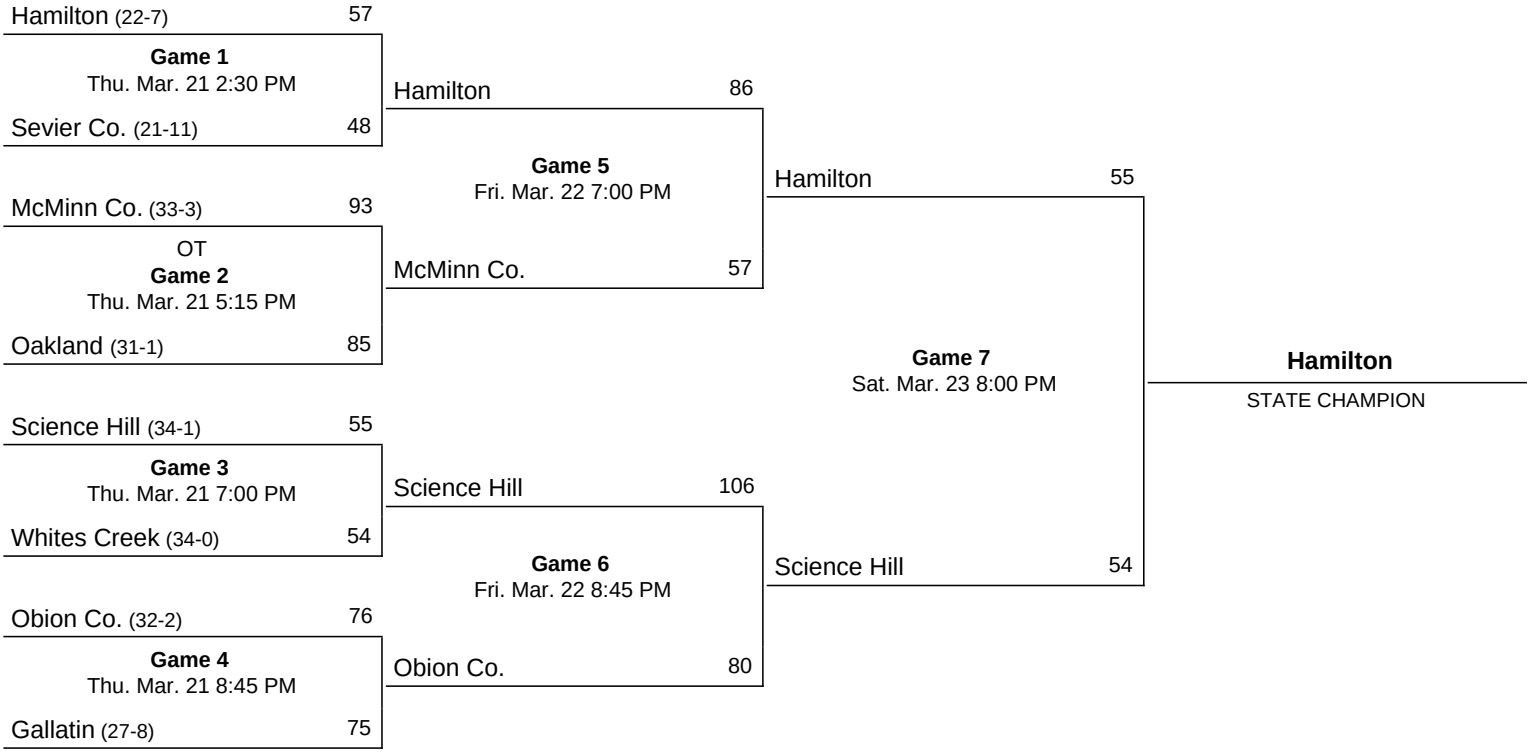

FINAL

OFFICIAL NCAA® BASKETBALL BOX SCORE

Date 21 MARCH Site MURFREESBORO, TN

VISITORS (Last name, first) (Indicate starters with an asterisk)

No.	McMINN COUNTY (34-3)	Total FG FG	Total FG FGA	3-point FG	3-point FGA	FT	FTA	Rebounds Off	Rebounds Def	Rebounds Tot	PF	TP	A	TO	BLK	S	MIN
10	JODIE KIMPSON	3	7	0	0	6	6	1	2	3	4	12	1	1	0	0	
22	RONNIE McMAHAN	13	33	4	10	6	9	5	4	9	2	36	2	2	1	3	
30	JASON KEYLON	1	2	0	0	2	5	1	2	3	0	4	5	3	0	1	
40	SHAWN CRENSHAW	5	10	0	0	2	2	4	3	7	(5)	12	1	1	0	0	
44	BRAD LANDERS	5	13	0	1	3	3	2	5	7	3	13	0	4	0	0	
12	JOHN GERNERT																
14	JAMES DUGGAN																
20	PAT O'CONNER																
24	JAMES EWING	2	4	1	2	2	2	1	1	2	2	7	1	0	0	2	
32	CHRIS HARMON	1	4	1	1	0	2	1	0	1	2	3	1	1	0	0	
34	VERSA, JEBREEL																
42	JEREMY DALTON	0	0	0	0	0	0	0	1	1	0	0	0	0	0	0	
50	JASON ARNOLD	2	4	0	0	2	2	2	0	2	2	6	0	0	0	0	
52	GEORGE STAUFFER																
	TEAM REBOUNDS (included in Totals)									1							
	TOTALS	32	77	6	14	23	31	17	19	36	20	93	11	12	1	6	

TOTAL FG%: 1st half (15-36) .417 2nd half (17-41) .415 Game (32-77) .416 Deadball rebounds 1

3-Pt. FG%: 1st half (4-7) .571 2nd half (2-7) .286 Game (6-14) .429

FT%: 1st half (6-9) .667 2nd half (17-22) .773 Game (23-31) .742

HOME (Last name, first) (Indicate starters with an asterisk)

No.	OAKLAND (31-2)	Total FG FG	Total FG FGA	3-point FG	3-point FGA	FT	FTA	Rebounds Off.	Rebounds Def.	Rebounds Tot.	PF	TP	A	TO	BLK	S	MIN
3	WILL ROWLAND	7	14	0	0	5	5	0	3	3	(5)	19	10	5	0	0	
12	AL MITCHELL	5	17	3	7	0	0	1	4	5	(5)	13	2	3	0	3	
42	NOO CARTER	9	15	1	3	8	8	3	4	7	(5)	27	0	3	1	1	
43	KEVIN FANN	4	9	0	1	3	6	2	6	8	(5)	11	2	4	0	0	
45	TOMMY MAXWELL	2	2	0	0	0	0	0	3	3	3	4	0	2	1	0	
4	JASON GREEN	0	0	0	0	0	0	0	0	0	1	0	0	0	0	0	
5	JIMMY KAWAHITO	0	0	0	0	0	0	0	0	0	0	0	0	0	0	0	
10	CARLOS ELDER	0	0	0	0	0	0	0	0	0	0	0	0	2	0	1	
24	MATT COBLE	5	7	0	0	1	3	0	2	0	1	11	0	1	0	1	
32	BEN SHAIN	0	0	0	0	0	0	0	0	0	0	0	0	0	0	0	
34	BART SHAIN																
41	MORLON FIELD	0	0	0	0	0	0	0	0	0	0	0	0	0	0	0	
44	CHAD HIBDON	0	0	0	0	0	0	0	0	0	0	0	0	0	0	0	
	TEAM REBOUNDS (included in Totals)									0							
	TOTALS	32	64	4	11	17	22	6	22	28	25	85	14	20	2	6	

TOTAL FG%: 1st half (17-31) .548 2nd half (15-33) .455 Game (32-64) .500 Deadball rebounds 0

3-Pt. FG%: 1st half (2-4) .500 2nd half (2-7) .286 Game (4-11) .364

FT%: 1st half (9-14) .643 2nd half (8-8) 1.000 Game (17-22) .772

Technical fouls:

Attendance:

Officials:

SCORE BY PERIODS	1st H.		2nd H.		OT	OT	FINAL
McMINN COUNTY	17	23	20	22	11		93
OAKLAND	21	24	19	18	3		85

NCAA 6649-8/89

OFFICIAL NCAA® BASKETBALL BOX SCORE (HALF)

Date 21 MARCH Site MURFREESBORO, TN

VISITORS (Last name, first) (Indicate starters with an asterisk)

No.	McMINN COUNTY	Total FG FG	Total FG FGA	3-point FG	3-point FGA	FT	FTA	Rebounds Off.	Rebounds Def.	Rebounds Tot.	PF	TP	A	TO	BLK	S	MIN
10	JODIE KIMPSON	0	1	0	0	2	2	0	1	1	1	2	1	0	0	0	
22	RONNIE McMAHAN	8	19	3	5	3	4	5	0	5	2	22	0	2	0	1	
30	JASON KEYLON	1	2	0	0	0	0	0	1	1	0	2	3	2	0	0	
40	SHAWN CRENSHAW	2	5	0	0	1	1	2	1	3	3	5	0	1	0	0	
44	BRAD LANDERS	1	4	0	1	0	0	0	2	2	3	2	0	2	0	0	
12	JOHN GERNERT																
14	JAMES DUGGAN																
20	PAT O'CONNER																
24	JAMES EWING	1	1	0	0	0	0	0	1	1	0	2	0	0	0	2	
32	CHRIS HARMON	1	2	1	1	0	2	1	0	1	1	3	0	1	0	0	
34	VERSA, JEBREEL																
42	JEREMY DALTON																
50	JAOON ARNOLD	1	2	0	0	0	0	0	0	0	1	2	0	0	0	0	
52	GEORGE STAUFFER																
	TEAM REBOUNDS (included in Totals)									1							
	TOTALS	15	36	4	7	6	9	8	6	15	11	40	4	8	0	3	

TOTAL FG%: 1st half (15-36) .417 2nd half _____ Game _____ Deadball rebounds 1

3-Pt. FG%: 1st half (4-7) .571 2nd half _____ Game _____

FT%: 1st half (6-9) .667 2nd half _____ Game _____

HOME (Last name, first) (Indicate starters with an asterisk)

No.	OAKLAND	Total FG FG	Total FG FGA	3-point FG	3-point FGA	FT	FTA	Rebounds Off.	Rebounds Def.	Rebounds Tot.	PF	TP	A	TO	BLK	S	MIN
3	WILL ROWLAND	5	10	0	0	3	3	0	2	2	2	13	3	2	0	0	
12	AL MITCHELL	1	5	1	1	0	0	0	4	4	2	3	0	1	0	2	
42	NOD CARTER	5	8	1	2	3	3	1	2	3	2	14	0	1	0	1	
43	KEVIN FANN	3	5	0	1	3	6	1	1	2	0	9	1	3	0	0	
45	TOMMY MAXWELL	1	1	0	0	0	0	0	1	1	2	2	0	1	0	0	
4	JASON GREEN																
5	JIMMY KAWAHITO																
10	CARLOS ELDER																
24	MATT COBLE	2	2	0	0	0	2	0	0	0	0	4	0	1	0	0	
32	BEN SHAIN																
34	BART SHAIN																
41	MORLON FIELD																
44	CHAD HIBDON																
	TEAM REBOUNDS (included in Totals)									0							
	TOTALS	17	31	2	4	9	14	2	10	12	8	45	4	9	0	3	

TOTAL FG%: 1st half (17-31) .548 2nd half _____ Game _____ Deadball rebounds 1

3-Pt. FG%: 1st half (2-5) .500 2nd half _____ Game _____

FT%: 1st half (9-14) .643 2nd half _____ Game _____

Technical fouls: _____

Attendance: _____

Officials: _____

SCORE BY PERIODS	1st QUARTER	2nd QUARTER	OT	OT	HALF ~~FINAL~~
McMINN COUNTY	17	23			40
OAKLAND	21	24			45

NCAA 6649-8/89

FINAL

OFFICIAL NCAA® BASKETBALL BOX SCORE

Date 3/22/91 Site Murfreesboro, TN

VISITORS (Last name, first) (Indicate starters with an asterisk)

No.	McMinn County (34-4)	Total FG FG	Total FG FGA	3-point FG	3-point FGA	FT	FTA	Rebounds Off.	Rebounds Def.	Rebounds Tot.	PF	TP	A	TO	BLK	S	MIN
10	JODIE KIMPSON	2	6	0	3	2	3	3	4	7	2	6	1	7	0	2	
22	RONNIE McMAHAN	6	16	3	8	1	4	2	6	8	3	16	1	6	4	1	
30	JAN KEYLON	1	4	0	2	0	2	1	4	5	1	2	7	4	0	3	
40	SHAWN CRENSHAW	6	14	1	3	0	4	4	3	7	4	13	0	1	2	0	
44	BRAD LANDERS	5	14	0	1	5	6	3	6	9	2	15	0	0	1	0	
14	JAMES DUGAN	0	0	0	0	0	0	0	0	0	0	0	0	0	0	0	
20	PAT O'CONNOR	0	0	0	0	0	0	0	0	0	1	0	0	0	0	0	
24	JAMES EWING	0	5	0	4	2	3	1	1	2	3	2	0	3	0	0	
32	CHRIS HARMON	1	4	1	1	0	1	0	2	1	0	3	1	3	0	2	
34	JERRELL VERSA	0	0	0	0	0	0	0	0	0	0	0	0	0	0	1	
42	JEREMY DAUTON	0	0	0	0	0	0	0	1	1	1	0	0	0	0	0	
50	JOHN GERNERT	0	1	0	0	0	1	0	0	0	2	0	0	0	0	0	
52	JASON ARNOLD	0	1	0	0	0	0	0	0	0	2	0	0	0	1	0	
54	GEORGE STAUFFER	0	0	0	0	0	0	0	0	0	0	0	0	0	0	0	
	TEAM REBOUNDS (included in Totals)									1							
	TOTALS	21	65	5	22	10	24	14	27	42	21	57	10	24	8	9	

TOTAL FG%: 1st half (8-32) .250 2nd half (13-33) .394 Game (21-65) .323

3-Pt. FG%: 1st half (2-10) .200 2nd half (3-12) .350 Game (5-22) .227

FT%: 1st half (5-10) .500 2nd half (5-14) .357 Game (10-24) .417

Deadball rebounds 2

HOME (Last name, first) (Indicate starters with an asterisk)

No.	Hamilton (24-7)	Total FG FG	Total FG FGA	3-point FG	3-point FGA	FT	FTA	Rebounds Off.	Rebounds Def.	Rebounds Tot.	PF	TP	A	TO	BLK	S	MIN
12	CURTIS FRANKLIN	3	11	0	0	2	2	5	3	8	2	8	2	3	0	4	
15	MARCUS NOLAN	8	18	0	2	2	4	3	1	4	3	18	7	3	0	5	
20	RODNEY NEWSOM	4	12	3	5	7	10	2	13	15	4	18	2	5	0	1	
25	JIM JOHNSON	3	6	0	0	0	0	1	4	5	4	6	0	0	0	0	
35	DARREN TENORT	21	23	0	0	0	1	5	4	9	5	22	0	2	1	0	
3	CLETE BRIDGES	0	0	0	0	3	4	0	0	0	0	3	0	0	0	0	
4	DEWAYNE McKINNEY	2	5	0	2	2	2	1	3	4	2	6	1	1	0	3	
5	ERIC ROBINSON	1	2	0	0	2	3	0	0	0	0	4	1	0	0	0	
13	DERRIE JACKSON	2	3	1	2	0	0	0	1	1	0	5	0	0	1	0	
22	MARKCUS DENNIS	3	5	0	0	2	3	1	3	4	5	8	1	2	1	1	
44	JOHN WOODS	3	10	0	2	0	0	5	7	12	0	6	1	2	0	1	
45	RODNEY CARNES	1	2	0	0	0	1	0	0	0	0	2	0	0	0	0	
	TEAM REBOUNDS (included in Totals)									1							
	TOTALS	31	77	4	13	20	30	23	39	63	25	86	15	18	3	15	

TOTAL FG%: 1st half (15-44) .341 2nd half (16-33) .485 Game (31-77) .403

3-Pt. FG%: 1st half (2-7) .286 2nd half (2-6) .333 Game (4-13) .308

FT%: 1st half (5-8) .625 2nd half (15-22) .682 Game (20-30) .667

Deadball rebounds

Technical fouls:

Attendance:

Officials:

SCORE BY PERIODS

	1st H.		2nd H.		OT	OT	FINAL
McMinn County	10	13	20	14			57
Hamilton	12	25	27	22			86

NCAA 6649-8/89

HALF

OFFICIAL NCAA® BASKETBALL BOX SCORE

Date 3/22/91 Site Murfreesboro, TN

VISITORS (Last name, first) (Indicate starters with an asterisk)

No.	McMinn County	Total FG FG	Total FG FGA	3-point FG	3-point FGA	FT	FTA	Rebounds Off.	Rebounds Def.	Rebounds Tot.	PF	TP	A	TO	BLK	S	MIN
10	JODIE KIMPSON	2	5	0	2	2	3	3	2	5	2	6	1	3	0	0	
22	RONNIE McMAHAN	2	9	1	4	0	2	2	4	6	1	5	1	1	3	0	
30	JAN KEYLON	1	2	0	1	0	0	0	3	3	0	2	2	2	0	2	
40	SHAWN CRENSHAW	0	5	1	2	0	1	2	2	4	3	1	0	1	0	0	
44	BRAD LANDERS	3	7	0	0	1	2	2	3	5	0	7	0	0	0	0	
#4	JAMES DUGAN												0	0	0	0	
20	PAT O'CONNOR																
24	JAMES EWING	0	2	0	1	2	2	0	1	1	1	2	0	2	0	0	
32	CHRIS HARMON	0	1	0	0	0	0	0	1	1	0	0	1	2	0	0	
34	JEBREEL JERSA																
42	JEREMY DALTON																
50	JOHN GERNERT																
52	JASON ARNOLD	0	1	0	0	0	0	0	0	0	0	0	0	0	1	0	
54	GEORGE STAUFFER																
	TEAM REBOUNDS (included in Totals)									1							
	TOTALS	8	32	2	10	5	10	9	16	26	7	23	5	11	4	2	

TOTAL FG%: 1st half (8-32) .250 2nd half _____ Game _____ Deadball rebounds 2

3-Pt. FG%: 1st half (2-10) .200 2nd half _____ Game _____

FT%: 1st half (5-10) .500 2nd half _____ Game _____

HOME (Last name, first) (Indicate starters with an asterisk)

No.	Hamilton	Total FG FG	Total FG FGA	3-point FG	3-point FGA	FT	FTA	Rebounds Off.	Rebounds Def.	Rebounds Tot.	PF	TP	A	TO	BLK	S	MIN
12	CURTIS FRANKLIN	2	6	0	0	2	2	2	2	4	2	6	0	2	0	3	
15	MARCUS NOLAN	6	13	0	2	1	2	2	1	3	1	13	5	0	0	1	
20	RODNEY NEWSOM	1	7	1	2	0	0	2	3	5	1	3	0	3	0	0	
25	JIM JOHNSON	0	2	0	0	0	0	1	3	4	2	0	0	0	0	0	
35	DARREN TENORT	0	1	0	0	0	1	2	2	4	2	0	0	0	1	0	
3	CLETE BRIDGES																
4	DEWAYNE McKINNEY	0	1	0	0	0	0	1	1	2	0	0	0	0	0	0	
5	ERIC ROBINSON	0	1	0	0	0	0	0	0	0	0	0	0	0	0	0	
13	DERRIE JACKSON	1	2	1	2	0	0	0	0	0	1	3	0	0	0	0	
22	MARKCUS DENNIS	2	3	0	0	2	3	1	3	4	3	6	0	1	0	1	
44	JOHN WOODS	3	8	0	1	0	0	3	5	8	0	6	1	1	0	0	
45	RODNEY CARNES																
	TEAM REBOUNDS (included in Totals)									0							
	TOTALS	15	44	2	7	5	8	14	20	34	12	37	6	7	1	5	

TOTAL FG%: 1st half (15-44) .341 2nd half _____ Game _____ Deadball rebounds 0

3-Pt. FG%: 1st half (2-7) .286 2nd half _____ Game _____

FT%: 1st half (5-8) .625 2nd half _____ Game _____

Technical fouls: _____

Attendance: _____

Officials: _____

SCORE BY PERIODS	1st H.		2nd H.		OT	OT	HALF ~~FINAL~~
McMinn County	10	13					23
Hamilton	12	25					37

NCAA 6649-8/89

1983 Class AAA State Boys' Basketball Tournament

March 16 - June 19, 1983 · Vanderbilt Memorial Gym - Nashville, TN

Game 1
Thu. Mar. 17 6:00 PM

Melrose (34-3)	86
McMinn Co. (24-9)	37

Game 2
Thu. Mar. 17 3:00 PM

Nashville East (30-4)	72
Farragut (37-0)	70

Game 3
Thu. Mar. 17 9:00 PM

Briarcrest (27-2)	71
Cheatham Co. (23-10)	61

Game 4
Thu. Mar. 17 7:30 PM

Elizabethton (30-6)	53
Oakland (29-0)	52

Game 5
Fri. Mar. 18 7:30 PM

Melrose	71
Nashville East	63

Game 6
Fri. Mar. 18 9:00 PM

Briarcrest	80
Elizabethton	74

Game 7
Sat. Mar. 19 9:00 PM

Melrose	63
Briarcrest	47

Melrose
STATE CHAMPION

10

OFFICIAL NCAA BASKETBALL BOX SCORE

Date March 17, 1983 Site Memorial Gym, Nashville TN

VISITORS (Last Name, First)

No.	McMinn County (24-10)		FG	FGA	FT	FTA	REB	PF	TP	MIN	A	TO	BLK	S
14	Chris Webb	f	3	8	0	0	3	1	6					
20	Mike Masingale	f	1	6	3	4	5	3	5					
30	Jamie Kennedy	c	2	4	1	2	1	1	5					
32	Keith Harris	g	6	22	0	0	8	3	12					
40	Marvin Wilkerson	g	3	15	0	0	2	2	6					
10	Ken Healer													
2	Brian Daniel													
22	David Spradling		0	1	0	0	1		0					
24	Dennis Hicks		0	1	0	0		1	0					
34	Scott Forrest		0	1	0	0	1		0					
42	Ronnie Collier		0	0	0	0	1		0					
44	Keith Ables		1	6	1	2	3	1	3					
	TEAM REBOUNDS (Included in Totals)						6							
	TOTALS		16	64	5	8	31	12	37					

FG %: 1st Half 8-33 (24.2) 2nd Half 8-31 (25.8) Game 16-64 (25.0)

FT %: 1st Half 4-6 (66.7) 2nd Half 1-2 (50.0) Game 5-8 (62.5) Deadball Rebounds 0

HOME

No.	Memphis Melrose (35-3)		FG	FGA	FT	FTA	REB	PF	TP	MIN	A	TO	BLK	S
0	Sidney Atkins	f	7	11	1	2	9		15					
10	Gerald Tibbs	f	8	13	0	1	1		16					
2	Alphonso Jackson	c	4	8	0	0	4	1	8					
0	William Bedford	g	7	9	2	3	13	2	16					
2	DeWayne Bailey	g	3	8	0	1	5		6					
	Richardo Brooks		2	5	1	2	4	2	5					
2	Fred Jones		3	7	2	2	1	2	8					
0	Danny Turner		3	4	0	0	1		6					
2	Jesse Dabney		2	4	0	0	4		4					
4	Michael Bailey		1	1	0	0	5	1	2					
4	Marvin Cash		0	1	0	0	3	1	0					
4	Roosevelt Combs		0	2	0	0	3	2	0					
	TEAM REBOUNDS (Included in Totals)						5							
	TOTALS		40	73	6	11	58	11	86					

FG %: 1st Half 17-34 (50.0) 2nd Half 23-29 (79.0) Game 40-73 (54.8)

FT %: 1st Half 4-5 (80.0) 2nd Half 2-6 (33.3) Game 6-11 (54.5) Deadball Rebounds 1

OFFICIALS: Y

Technical Fouls:

Attendance

Copyright 1982 National Collegiate Athletic Association

SCORE BY PERIODS	1st 20	2nd 20	3rd 20	4th 20	FINAL
McMinn	8	12	12	5	37
Memphis Melrose	16	22	29	19	86

HALFTIME STATISTICS

	McMinn County	Memphis Melrose
SCORE	20	38
FIELD GOALS MADE-ATTEMPTED/PERCENTAGE	8-33 24.2	17-34 50.0
FREE THROWS MADE-ATTEMPTED/PERCENTAGE	4-6 66.7	4-5 80.0
REBOUNDS	20	25
SCORING LEADERS	Harris-8	Atkins-12
	Masingale-5	Tibbs-6
		Jackson-6
		Bedford-6
REBOUNDING LEADERS	Harris-8	Bedford-10
	Masingale-3	Jackson-4
		Atkins-3
PLAYERS WITH THREE OR MORE FOULS		

1963 State Boys' Basketball Tournament

March 11 - March 16, 1963

First Round

- Adamsville (25-9) 59 — Clarksville (27-1) 57 — 2 OT — **Game 1** Mon. Mar. 11 7:30 PM
- Kittrell (39-4) — Bye — **Game 2** Mon. Mar. 11
- Oak Ridge (23-4) — Bye — **Game 3** Mon. Mar. 11
- Franklin (27-6) — Bye — **Game 4** Mon. Mar. 11
- Memphis Overton (34-4) — Bye — **Game 5** Mon. Mar. 11
- McMinn Co. (25-12) — Bye — **Game 6** Mon. Mar. 11
- ETSC Training (33-7) — Bye — **Game 7** Mon. Mar. 11
- Dresden (20-9) — Bye — **Game 8** Mon. Mar. 11
- Dobyns Bennett (21-9) 60 — Savannah (28-7) 38 — **Game 9** Mon. Mar. 11 9 PM
- Kingston (34-3) — Bye — **Game 10** Mon. Mar. 11
- Obion Co. (24-8) — Bye — **Game 11** Mon. Mar. 11
- Everett (14-15) — Bye — **Game 12** Mon. Mar. 11
- Murfreesboro (30-1) — Bye — **Game 13** Mon. Mar. 11
- Selmer (32-4) — Bye — **Game 14** Mon. Mar. 11
- BGA (25-4) — Bye — **Game 15** Mon. Mar. 11
- Donelson (23-5) — Bye — **Game 16** Mon. Mar. 11

Second Round

- **Game 17** Tue. Mar. 12 9 PM: Adamsville 50, Kittrell 62
- **Game 18** Tue. Mar. 12 7:30 PM: Oak Ridge 48, Franklin 46 — OT
- **Game 19** Tue. Mar. 12 4 PM: Memphis Overton 42, McMinn Co. 41
- **Game 20** Tue. Mar. 12 2:30 PM: ETSC Training 43, Dresden 35
- **Game 21** Wed. Mar. 13 2:30 PM: Dobyns Bennett 33, Kingston 32 — 5 OT
- **Game 22** Wed. Mar. 13 4 PM: Obion Co. 29, Everett 28
- **Game 23** Wed. Mar. 13 7:30 PM: Murfreesboro 56, Selmer 33
- **Game 24** Wed. Mar. 13 9 PM: BGA 69, Donelson 67

Quarterfinals

- **Game 25** Thu. Mar. 14 4 PM: Kittrell 45, Oak Ridge 53
- **Game 26** Thu. Mar. 14 2:30 PM: Memphis Overton 54, ETSC Training 42
- **Game 27** Thu. Mar. 14 7:30 PM: Dobyns Bennett 56, Obion Co. 28
- **Game 28** Thu. Mar. 14 9 PM: Murfreesboro 55, BGA 41

Semifinals

- **Game 29** Fri. Mar. 15 7 PM: Oak Ridge 44, Memphis Overton 35
- **Game 30** Fri. Mar. 15 8:30 PM: Dobyns Bennett 36, Murfreesboro 38 — OT

Championship

- **Game 32** Sat. Mar. 16 8:30 PM: Oak Ridge 38, Murfreesboro 36 — OT

Oak Ridge
STATE CHAMPION

Consolation Contests

Mar. 16 7:00 PM Game 31 Third Place **Dobyns Bennett 56**, Memphis Overton 44 **Stats**

#4

BLUE

20 30

TEAM	OVERTON	PLACE OF GAME	NASHVILLE
COACH	MILLER	REFEREE	HOLDER
UMPIRE	WHITEHEAD		

POINTS SCORED EACH PERIOD						HALF SCORE	FINAL SCORE
FIRST HALF		SECOND HALF		OVERTIME	OVERTIME	OVERTIME		
8	12	10	12				20	42

DATE 3-12-63 ATTENDANCE

OFFICIAL SCORER'S RESPONSIBILITY

POS.	NO.	FOULS	PLAYER	FIRST HALF FIELD GOALS	FIRST HALF FREE THROWS	SECOND HALF FIELD GOALS	SECOND HALF FREE THROWS	OVERTIMES FG	OVERTIMES FT	FIELD GOAL ATTEMPTS	REBOUNDS	ASSISTS	TIME PLAYED	FGA	FG	FTA	FT	SM	RB	A	PF	TP
F	35	P2 P3 P4 P5	SCHRADER	22	⊗⊗⊗⊗		⊗⊗⊗⊗							11	2	8	5		9		1	9
F	52	P2 P3 P4 P5	TOMLINSON											2	0	0	0		6		2	0
C	55	P4 P5	TIPPETT	22	⊗⊗⊗⊗									6	2	4	2		2		3	6
G	31	P2 P3 P4 P5	BETZELBERGER	22	⊗	2222	⊗⊗⊗⊗							21	6	5	5		3		2	17
G	41	P2 P3 P4 P5	HENDREN											5	0	0	0		1		1	0
		P1 P2 P3 P4 P5																				
	~~15~~	~~P1 P2 P3 P4 P5~~	~~COX~~																			
	51	P1 P2 P3 P4 P5	~~CHANDLER~~																			
✓	23	P2 P3 P4 P5	LARUE			22								4	2	0	0		1		1	4
✓	33	P2 P3 P4 P5	PORR				⊗⊗							0	0	2	2		0		1	2
✓	25	P2 P3 P4 P5	HEIDBRINK	2		2								4	2	0	0		1		2	4
		P1 P2 P3 P4 P5																				
		P1 P2 P3 P4 P5																				
			TOTALS	7/32	6	3	4							53	14	19	14		23		13	42

TEAM FOULS FIRST HALF ~~1~~ ~~2~~ ~~3~~ ~~4~~ 5 6 SECOND HALF ~~1~~ ~~2~~ ~~3~~ ~~4~~ 5 6

RUNNING SCORE

TIME OUTS ~~1~~ ~~2~~ ~~3~~ ~~4~~ 5

SCORE	1	2	3	4	5	6	7	8	9	10	11	12	13	14	15	16	17	18	19	20	21	22	23	24	25	26	27	28	29	30	31	32	33	34	35	36	37	38	39
PLAYER SCORING	35	35		31		35		25	55		55	31	55	35		35		55		31	31		31	35		31	31		23	35		31		23		31		25	31
TIME OF SCORING																																							
OTHER DATA																																							

SCORE	40	41	42	43	44	45	46	47	48	49	50	51	52	53	54	55	56	57	58	59	60	61	62	63	64	65	66	67	68	69	70	71	72	73	74	75	76	77	78
PLAYER SCORING	31	33	33																																				
TIME OF SCORING																																							
OTHER DATA																																							

SCORE	79	80	81	82	83	84	85	86	87	88	89	90	91	92	93	94	95	96	97	98	99	100	101	102	103	104	105	106	107	108	109	110	111	112	113	114	115	116	117
PLAYER SCORING																																							
TIME OF SCORING																																							
OTHER DATA																																							

GOLD 23 32

TEAM	McMINN COUNTY	COACH	HACKLER
TIMERS	ALLEN	SCORERS	CROCKETT

POINTS SCORED EACH PERIOD								
FIRST HALF		SECOND HALF		OVERTIME	OVERTIME	OVERTIME	HALF SCORE	FINAL SCORE
15	8	9	9				23	41

OFFICIAL SCORER'S RESPONSIBILITY

POS.	NO.	FOULS	PLAYER	FIRST HALF FIELD GOALS	FIRST HALF FREE THROWS	SECOND HALF FIELD GOALS	SECOND HALF FREE THROWS	OVERTIMES FG	OVERTIMES FT	FIELD GOAL ATTEMPTS	REBOUNDS	ASSISTS	SUMMARY TIME PLAYED	FGA	FG	FTA	FT	SM	RB	A	PF	TP
F	21	P1 P2 P3 P4 P5	HARRILL		0	22	22 0							2	2	6	2		5		2	6
F	22	P1 P2 P3 P4 P5	RUNYON	22	0	22								9	4	3	3		11		2	11
C	20	P1 P2 P3 P4 P5	CAIN	222	0		0							10	3	4	2		10		4	8
G	13	P1 P2 P3 P4 P5	WARE	2		2	0							12	2	3	3		0		3	7
G	11	P1 P2 P3 P4 P5	KYKER	22		2								9	3	0	0		2		2	6
		P1 P2 P3 P4 P5																				
	12	P1 P2 P3 P4 P5	THOMPSON																			
V	30	P1 P2 P3 P4 P5	PARDUE	2			0							2	1	1	1		3		1	3
	24	P1 P2 P3 P4 P5	POWELL																			
	15	P1 P2 P3 P4 P5	NOE																			
	14	P1 P2 P3 P4 P5	FLOYD																			
		P1 P2 P3 P4 P5																				
		P1 P2 P3 P4 P5																				
			TOTALS	9/25	5	2	5							44	15	17	11		31		15	41

TEAM FOULS FIRST HALF ~~1~~ ~~2~~ ~~3~~ ~~4~~ 5 6 SECOND HALF ~~1~~ ~~2~~ ~~3~~ ~~4~~ 5 6

RUNNING SCORE

TIME OUTS ~~1~~ ~~2~~ ~~3~~ 4 5

SCORE	1	2	3	4	5	6	7	8	9	10	11	12	13	14	15	16	17	18	19	20	21	22	23	24	25	26	27	28	29	30	31	32	33	34	35	36	37	38	39
PLAYER SCORING		22		20		11		22		20	20		11		20	20	22		13	22	22		20		21	21	30	13		21	13	13		22		22	21		11
TIME OF SCORING																																							
OTHER DATA																																							

SCORE	40	41	42	43	44	45	46	47	48	49	50	51	52	53	54	55	56	57	58	59	60	61	62	63	64	65	66	67	68	69	70	71	72	73	74	75	76	77	78
PLAYER SCORING		13																																					
TIME OF SCORING																																							
OTHER DATA																																							

SCORE	79	80	81	82	83	84	85	86	87	88	89	90	91	92	93	94	95	96	97	98	99	100	101	102	103	104	105	106	107	108	109	110	111	112	113	114	115	116	117
PLAYER SCORING																																							
TIME OF SCORING																																							
OTHER DATA																																							

McMinn	G	F	T	M. Ovtn.	G	F	T
Harrell	2	2-6	6	Schrader	2	5-8	9
Runyon	4	3-3	11	Tomlinson	0	0-0	0
Cain	3	2-4	8	Tippett	2	2-4	6
Ware	2	3-3	7	Betzel'g'r	6	5-5	17
Kyker	3	0-0	6	Hendren	0	0-0	0
Pardue	1	1-1	3	LaRue	2	0-0	4
				Porr	0	2-2	2
				Heidbrink	2	0-0	4
Totals	15	11-17	41	Totals	15	12-19	42

McMinn	15	8	9	9—41
Overton	8	12	10	12—42

1960 State Boys' Basketball Tournament

March 14 - March 19, 1960

Consolation Contests

Mar. 19 7:00 PM Game 31 Third Place **Murfreesboro 73**, Nashville West 41 **Stats**

Murf'b'ro	G	F	T	M. County	G	F	T
Smith	5	4-7	12	Hairrell	3	2-2	8
Loughry	5	4-6	14	Spradling	2	1-1	5
Nunnery	3	3-3	9	Harrill	4	0-0	8
Midgett	6	0-0	12	Monroe	2	0-0	4
Newman	4	3-3	11	Riley	1	1-2	3
Armst'ng	0	3-4	3	Clark	0	0-1	0
Moore	0	2-2	2	Ballew	2	0-0	4
Messick	0	0-1	0	Mahoney	0	0-0	0
				Barr	0	0-0	0
				Coffie	0	0-0	0
Totals	22	19-28	63	Totals	14	4-6	32

Murfreesboro	13	19	17	14—63
McMinn County	12	7	9	4—32

1956 State Boys' Basketball Tournament

March 13 - March 17, 1956

First Round

Linden (30-2) 74
Game 1
Tue. Mar. 13 7:30 PM
Litton (18-5) 60

Rogersville (22-11) 58
Game 2
Tue. Mar. 13 9:00 PM
Grove High Paris (31-4) 31

Meigs Co. (28-4) 89
Game 3
Tue. Mar. 13 4:00 PM
Adamsville (28-8) 78

Lake City (24-9) 59
Game 4
Tue. Mar. 13 2:30 PM
DeKalb Co. (28-3) 52

Hillsboro (22-4) 66
Game 5
Wed. Mar. 14 9:00 PM
Mason Hall (31-7) 52

Clinton (31-2) 49
Game 6
Wed. Mar. 14 7:30 PM
Summertown (23-3) 44

Jackson (30-8) 75
Game 7
Wed. Mar. 14 2:30 PM
McMinn Co. (25-4) 63

Blountville (40-2) 66
Game 8
Wed. Mar. 14 4:00 PM
Jackson Co. (26-6) 39

Quarterfinals

Linden 56
Game 9
Thu. Mar. 15 4:00 PM
Rogersville 51

Meigs Co. 80
Game 10
Thu. Mar. 15 2:30 PM
Lake City 76

Hillsboro 66
Game 11
Thu. Mar. 15 9:00 PM
Clinton 54

Jackson 51
Game 12
Thu. Mar. 15 7:30 PM
Blountville 46

Semifinals

Linden 67
Game 13
Fri. Mar. 16 7:30 PM
Meigs Co. 55

Hillsboro 60
Game 14
Fri. Mar. 16 9:00 PM
Jackson 54

Championship

Linden 67
Game 16
Sat. Mar. 17 9:00 PM
Hillsboro 50

Linden
STATE CHAMPION

Consolation Contests

Mar. 17 7:30 PM Game 15 Third Place **Meigs Co. 82**, Jackson 73 **Stats**

Jackson	FG	F-A	PF	T
Gilbert f	6	3-7	2	15
Noe f	3	2-3	0	8
Gaither f	6	1-3	0	13
Ervin f	1	0-0	0	2
Freeman c	3	4-8	5	10
Glover g	1	0-1	2	2
Arnett g	10	5-9	2	25
Totals	30	15-31	11	75

McMinn County	FG	F-A	PF	T
Cartwright f	1	2-3	5	4
King f	0	2-2	0	2
Carroll f	7	3-4	5	17
Cate f	0	0-0	0	0
Click c	2	0-2	4	4
Kyker c	0	0-0	0	0
Halcomb g	15	0-1	0	30
Renegar g	0	0-0	0	0
Beets g	1	0-1	4	2
Allen g	1	2-2	0	4
Totals	27	9-15	18	63

Jackson	17	17	22	19—75
McMinn County	19	12	18	14—63

1955 State Boys' Basketball Tournament

March 8 - March 12, 1955

First Round

Game 1 — Tue. Mar. 8 7:30 PM
- Linden 79
- Treadwell 65

Game 2 — Tue. Mar. 8 2:30 PM
- Holston Valley (30-4) 70
- Carthage (20-6) 56

Game 3 — Wed. Mar. 9 2:30 PM
- Clarksville (20-8) 66
- McMinn Co. (17-11) 59

Game 4 — Wed. Mar. 9 7:30 PM
- Trenton (33-4) 71
- Knoxville East (26-7) 70

Game 5 — Wed. Mar. 9 9:00 PM
- Dobyns Bennett (27-3) 81
- Selmer (29-3) 69

Game 6 — Wed. Mar. 9 4:00 PM
- LaFollette (33-1) 67
- Dixie (29-5) 37

Game 7 — Tue. Mar. 8 4:00 PM
- Lenoir City (28-3) 67
- Lawrenceburg (22-4) 55

Game 8 — Tue. Mar. 8 9:00 PM
- Hillsboro (17-7) 52
- Murfreesboro (24-2) 49

Quarterfinals

Game 9 — Thu. Mar. 10 2:30 PM
- Linden 73
- Holston Valley 63

Game 10 — Thu. Mar. 10 7:30 PM
- Clarksville 65
- Trenton 47

Game 11 — Thu. Mar. 10 9:00 PM
- Dobyns Bennett 72
- LaFollette 47

Game 12 — Thu. Mar. 10 4:00 PM
- Lenoir City 86
- Hillsboro 47

Semifinals

Game 13 — Fri. Mar. 11 7:30 PM
- Linden 54
- Clarksville 35

Game 14 — Fri. Mar. 11 9:00 PM
- Dobyns Bennett 63
- Lenoir City 55

Championship

Game 16 — Sat. Mar. 12 7:30 PM
- Linden 52
- Dobyns Bennett 48

Linden

STATE CHAMPION

Consolation Contests

Mar. 12 9:00 PM Game 15 Third Place **Clarksville 61**, Lenoir City 57 **Stats**

CLARKSVILLE	G	F	P	T
Morris f	7	2	4	16
Neal f	4	2	4	10
Davis f	0	0	4	0
Fletcher c	6	8	4	20
Harris g	4	6	3	14
Boyd g	0	6	5	6
Poland g	0	0	1	0
Totals	21	24	25	66

McMINN COUNTY	G	F	P	T
Coffie f	4	1	3	9
Vestal f	2	7	5	11
Key f	0	2	1	2
Williams f	0	0	1	0
Cartwright f	0	0	0	0
Click f	2	1	4	5
Beets g	0	1	5	1
Holcomb g	4	3	0	11
Carroll g	2	16	3	20
Totals	14	31	22	59

Halftime: Clarksville 35; McMinn 26.

Free throws missed: Clarksville—Morris 5, Fletcher 3, Harris 5, Boyd 1. McMinn County—Coffee 2, Vestal 3, Beets 3, Holcomb 3.

1954 State Boys' Basketball Tournament

March 9 - March 13, 1954

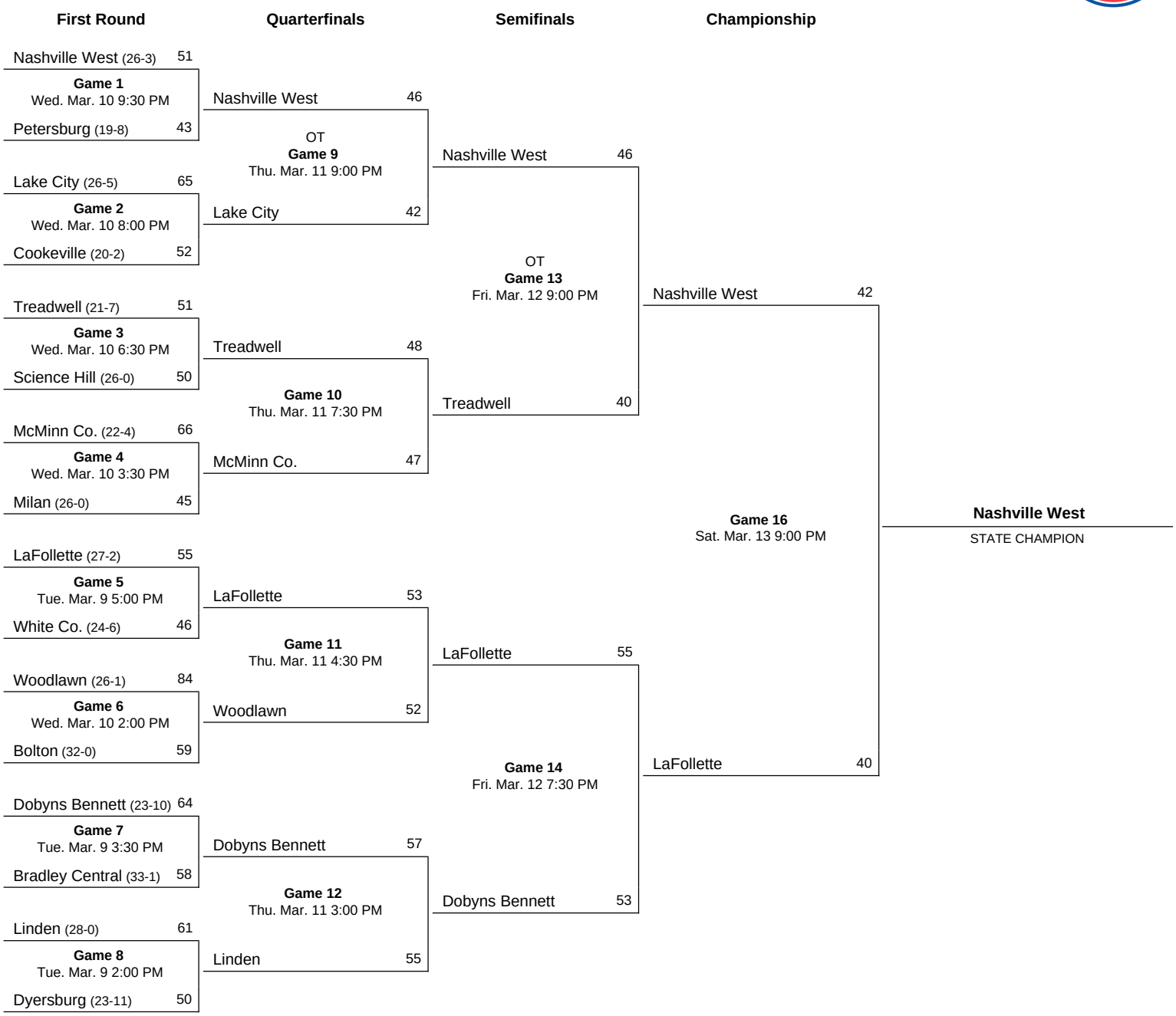

Consolation Contests

Mar. 13 7:30 PM Game 15 Third Place **Dobyns Bennett 53**, Treadwell 51 **Stats**

McMinn Co. (66)	FG	FT	PF	TP
Mendenhall f	7	1	3	15
Biddle f	2	4	3	8
Roderick c	5	6	3	16
Coffie g	9	3	2	21
McMahon g	2	0	2	4
Click f	0	0	2	0
Holcolmb g	0	0	0	0
Carroll g	0	0	0	0
Elrod c	0	0	0	0
Vestal	0	2	2	2
Totals	25	16	17	66

Milan (45)	FG	FT	PF	TP
Mayo f	7	6	4	20
Butler f	1	3	3	5
Trobaugh c	1	0	4	2
Traver g	1	0	1	2
Baker g	2	2	3	6
Mattox g	2	4	5	8
Hillard c	0	1	1	1
Luckett f	0	1	2	1
Harrison f	0	0	0	0
Fuchs g	0	0	1	0
Totals	14	17	24	45

Milan	4	10	16	14—45
McMinn Co.	18	9	23	16—66

Free throws missed: McMinn Co.—Biddle 2, Roderick 6, Coffee 4, McMahon 4, Carroll 2, Elrod 2. Milan—Mayo 2, Butler 5, Baker 2, Mattox 2, Hillard, Luckett.

TREADWELL (48)	G	F	P	T
Hyde f	2	3	3	7
House f	0	0	0	0
Crain c	3	2	1	8
Hardage c	1	0	0	2
Young g	7	5	1	19
Arata g	2	4	0	8
Jamison g	1	0	1	2
Bowen g	1	0	2	2
Totals	17	14	8	48

McMINN (47)	G	F	P	T
Mendenhall f	6	0	3	12
Biddle f	5	3	5	13
Roderick c	1	1	3	3
Coffie g	9	0	1	18
McMahon g	0	0	4	0
Holcomb g	0	1	1	1
Totals	21	5	17	47

Memphis	11	10	9	18—48
McMinn	9	16	7	15—47

Free throws missed: Memphis—Hyde 1, Crain 2, Young 4, Arata 6, Bowen 2. McMinn—Biddle 1, Coffie 2, McMahon 4, Holcomb 1.