Maryville High School
Football
Maryville, TN

POSTSEASON HISTORY REPORT

GENERATED APRIL 28, 2024

Summary

Championship Record: 137-27
Appearances (44): 2023, 2022, 2021, 2020, 2019, 2018, 2017, 2016, 2015, 2014, 2013, 2012, 2011, 2010, 2009, 2008, 2007, 2006, 2005, 2004, 2003, 2002, 2001, 2000, 1999, 1998, 1997, 1995, 1994, 1992, 1987, 1986, 1984, 1982, 1981, 1979, 1978, 1977, 1976, 1975, 1973, 1972, 1971, 1970
Finals Appearances/Runners-up (24): 1970, 1976, 1977, 1978, 1979, 1997, 1998, 2000, 2001, 2002, 2004, 2005, 2006, 2007, 2008, 2009, 2010, 2011, 2012, 2013, 2014, 2015, 2017, 2019
Championships (17): 2019, 2017, 2014, 2013, 2011, 2010, 2007, 2006, 2005, 2004, 2002, 2001, 2000, 1998, 1978, 1976, 1970

Finals Appearances

Year	Class	Award	Detail
1970	Class AA	Team Champions	
1976	Class AA	Team Champions	
1977	Class AA	Team Runner-Up	
1978	Class AA	Team Champions	
1979	Class AA	Team Runner-Up	
1997	Class 4A	Team Runner-Up	
1998	Class 4A	Team Champions	
2000	Class 4A	Team Champions	(11-4)
2001	Class 4A	Team Champions	(14-1)
2002	Class 4A	Team Champions	(15-0)
2004	Class 4A	Team Champions	(15-0)
2005	Class 4A	Team Champions	(15-0)
2006	Class 4A	Team Champions	(15-0)
2007	Class 4A	Team Champions	(15-0)
2008	Class 4A	Team Runner-Up	(14-1)
2009	Class 6A	Team Runner-Up	(13-2)
2010	Class 6A	Team Champions	(14-1)
2011	Class 6A	Team Champions	(15-0)
2012	Class 6A	Team Runner-Up	(14-1)
2013	Class 6A	Team Champions	(15-0)
2014	Class 6A	Team Champions	(15-0)
2015	Class 6A	Team Runner-Up	(14-1)
2017	Class 6A	Team Champions	(14-1)
2019	Class 6A	Team Champions	(15-0)

Awards

Year	Award	Name	Class
2002	American General Mr. Football Back of the Year	Carl Stewart	Class 4A
2004	American General Mr. Football Back of the Year	Cade Thompson	Class 4A
2006	American General Mr. Football Lineman of the Year	Aaron Douglas	Class 4A
2006	American General Mr. Football Back of the Year	Tyler Maples	Class 4A
2007	Tennessee Titans Mr. Football Lineman of the Year	Aaron Douglas	Class 4A
2007	Tennessee Titans Mr. Football Back of the Year	Brent Burnette	Class 4A
2008	Tennessee Titans Mr. Football Lineman of the Year	Justin Smith	Class 4A
2010	Tennessee Titans Mr. Football Kicker of the Year	Zach Sharp	
2011	Tennessee Titans Mr. Football Lineman of the Year	Jay Guillermo	Class AAA
2015	Tennessee Titans Mr. Football Lineman of the Year	T.D. Blackmon	Class 6A

2023 Class 6A State Football Playoffs

November 3 - December 2, 2023

Notes:

All times are local time. In the first and second rounds the higher seeded team shall be the host school. In the third round and semifinals in odd-numbered years the top team in each bracket shall be the host team. If two teams from the same region meet in the third round, the team seeded higher in the region standings shall host.

2022 Class 6A State Football Playoffs

November 4 - December 3, 2022

Notes:

All times are local time. In the first and second rounds the higher seeded team shall be the host school. In the third round and semifinals in even-numbered years the bottom team in each bracket shall be the host team. If two teams from the same region meet in the third round, the team seeded higher in the region standings shall host.

2021 Class 6A State Football Playoffs

November 5 - December 4, 2021

First Round

R1 #1	Science Hill (7-3)	56
	2OT **Game 101** Fri. Nov. 5 7 PM	
R2 #4	Farragut (4-6)	57
R2 #2	Bradley Central (8-2)	24
	Game 102 Fri. Nov. 5 7 PM	
R1 #3	Jefferson Co. (6-4)	21
R2 #3	Cleveland (6-4)	14
	Game 103 Fri. Nov. 5 7 PM	
R1 #2	West Ridge (8-2)	17
R1 #4	Dobyns Bennett (7-3)	14
	Game 104 Fri. Nov. 5 7 PM	
R2 #1	Maryville (10-0)	41
R3 #1	Lebanon (9-1)	42
	Game 105 Fri. Nov. 5 7 PM	
R4 #4	Stewarts Creek (5-3)	7
R4 #2	Riverdale (9-1)	22
	Game 106 Fri. Nov. 5 7 PM	
R3 #3	Coffee Co. (5-5)	7
R4 #3	Rockvale (7-3)	21
	Game 107 Fri. Nov. 5 7 PM	
R3 #2	Shelbyville (4-6)	23
R3 #4	Warren Co. (1-7)	0
	Game 108 Fri. Nov. 5 7 PM	
R4 #1	Oakland (10-0)	49
R5 #1	Hendersonville (7-3)	56
	Game 109 Fri. Nov. 5 7 PM	
R6 #4	McGavock (5-5)	0
R6 #2	Smyrna (7-2)	7
	Game 110 Fri. Nov. 5 7 PM	
R5 #3	Gallatin (4-5)	24
R6 #3	Nashville Overton (6-4)	20
	Game 111 Fri. Nov. 5 7 PM	
R5 #2	Beech (7-3)	42
R5 #4	Clarksville (6-4)	33
	Game 112 Fri. Nov. 5 7 PM	
R6 #1	Cane Ridge (7-3)	27
R7 #1	Summit (10-0)	27
	Game 113 Fri. Nov. 5 7 PM	
R8 #4	Houston (6-4)	7
R8 #2	Germantown (8-2)	21
	Game 114 Fri. Nov. 5 7 PM	
R7 #3	Brentwood (6-4)	24
R8 #3	Whitehaven (7-3)	14
	Game 115 Fri. Nov. 5 7 PM	
R7 #2	Ravenwood (8-2)	21
R7 #4	Independence (4-6)	13
	Game 116 Fri. Nov. 5 7 PM	
R8 #1	Collierville (10-0)	44

Second Round

Farragut	27	
Game 201 Fri. Nov. 12 7 PM		
Bradley Central	24	
West Ridge	0	
Game 202 Fri. Nov. 12 7 PM		
Maryville	49	
Lebanon	30	
Game 203 Fri. Nov. 12 7 PM		
Riverdale	17	
Shelbyville	6	
Game 204 Fri. Nov. 12 7 PM		
Oakland	56	
Hendersonville	28	
Game 205 Fri. Nov. 12 7 PM		
Gallatin	0	
Beech	45	
Game 206 Fri. Nov. 12 7 PM		
Clarksville	7	
Summit	21	
Game 207 Fri. Nov. 12 7 PM		
Brentwood	3	
Ravenwood	32	
Game 208 Fri. Nov. 12 7 PM		
Collierville	22	

Quarterfinals

Farragut	21	
Game 301 Fri. Nov. 19 7 PM		
Maryville	28	
Lebanon	20	
Game 302 Fri. Nov. 19 7 PM		
Oakland	45	
Hendersonville	34	
Game 303 Fri. Nov. 19 7 PM		
Beech	14	
Summit	48	
Game 304 Fri. Nov. 19 7 PM		
Ravenwood	28	

Semifinals

Maryville	14	
Game 401 Fri. Nov. 26 7 PM		
Oakland	24	
Hendersonville	7	
Game 402 Fri. Nov. 26 7 PM		
Summit	28	

Championship

Oakland	43	
Game 501 Sat. Dec. 4 7 PM Finley Stadium		
Summit	26	
Oakland STATE CHAMPION		

Notes:

All times are local time. In the first and second rounds the higher seeded team shall be the host school. In the third round and semifinals in odd-numbered years the top team in each bracket shall be the host team. If two teams from the same region meet in the third round, the team seeded higher in the region standings shall host.

2020 Class 6A State Football Playoffs

November 6 - December 5, 2020

First Round

R1 #1 Dobyns Bennett (8-2) 42
Game 101 Fri. Nov. 6 7 PM
R2 #4 Cleveland (5-5) 35

R2 #2 McMinn Co. (9-1) 28
Game 102 Fri. Nov. 6 7 PM
R1 #3 Bearden (4-5) 7

R2 #3 Bradley Central (7-3) 17
Game 103 Fri. Nov. 6 7 PM
R1 #2 Farragut (7-3) 14

R1 #4 Science Hill (7-3)
COVID-19 Cancellation
Game 104
R2 #1 Maryville (10-0)

R3 #1 Oakland (10-0) 49
Game 105 Fri. Nov. 6 7 PM
R4 #4 Rossview (5-3) 0

R4 #2 Mt. Juliet (6-3) 17
Game 106 Fri. Nov. 6 7 PM
R3 #3 Warren Co. (8-2) 13

R4 #3 Wilson Central (6-4) 0
Game 107 Fri. Nov. 6 7 PM
R3 #2 Riverdale (8-2) 40

R3 #4 Blackman (4-5) 21
Game 108 Fri. Nov. 6 7 PM
R4 #1 Hendersonville (7-3) 30

R5 #1 Smyrna (7-3) 13
Game 109 Fri. Nov. 6 7 PM
R6 #4 Franklin (5-5) 49

R6 #2 Ravenwood (6-4)
COVID-19 Cancellation
Game 110
R5 #3 Stewarts Creek (5-4)

R6 #3 Independence (6-2) 49
Game 111 Fri. Nov. 6 7 PM
R5 #2 LaVergne (5-5) 14

R5 #4 Cane Ridge (3-3) 13
Game 112 Fri. Nov. 6 7 PM
R6 #1 Brentwood (7-3) 45

R7 #1 Bartlett (6-1) H
Game 113 Fri. Nov. 6 7 PM
R8 #4 Bye

R8 #2 Bye H
Game 114 Fri. Nov. 6 7 PM
R7 #3 Houston (5-5)

R8 #3 Bye
Game 115 Fri. Nov. 6 7 PM
R7 #2 Collierville (4-3) H

R7 #4 Arlington (5-4)
Game 116 Fri. Nov. 6 7 PM
R8 #1 Bye H

Second Round

Dobyns Bennett
COVID-19 Cancellation
Game 201
McMinn Co.

Bradley Central 6
Game 202
Fri. Nov. 13 7 PM
Maryville 35

Oakland 49
Game 203
Fri. Nov. 13 7 PM
Mt. Juliet 17

Riverdale 27
Game 204
Fri. Nov. 13 7 PM
Hendersonville 14

Franklin 31
Game 205
Fri. Nov. 13 7 PM
Ravenwood 28

Independence 28
Game 206
Fri. Nov. 13 7 PM
Brentwood 31

Bartlett 35
Game 207
Sat. Nov. 14 6 PM
Houston 27

Collierville 30
Game 208
Fri. Nov. 13 7 PM
Arlington 20

Quarterfinals

Dobyns Bennett 28
Game 301
Fri. Nov. 20 7 PM
Maryville 35

Oakland 39
Game 302
Fri. Nov. 20 7 PM
Riverdale 14

Franklin 34
Game 303
Fri. Nov. 20 7 PM
Brentwood 55

Bartlett 35
Game 304
Fri. Nov. 20 7 PM
Collierville 7

Semifinals

Maryville 7
Game 401
Fri. Nov. 27 7 PM
Oakland 49

Brentwood 24
Game 402
Fri. Nov. 27 7 PM
Bartlett 14

Championship

Oakland (14-0) 56
Game 501
Sat. Dec. 5 7 PM
TN Tech Univ.
Brentwood (11-3) 33

Oakland
STATE CHAMPION

Notes:
All times are local time. In the first and second rounds the higher seeded team shall be the host school. In the third round and semifinals in even-numbered years the bottom team in each bracket shall be the host team. If two teams from the same region meet in the third round, the team seeded higher in the region standings shall host.

2019 Class 6A State Football Playoffs

November 8 - December 7, 2019

First Round

R1 #1	Dobyns Bennett (8-2)	35	**Game 101** Fri. Nov. 8 7 PM
R2 #4	William Blount (4-6)	7	
R2 #2	McMinn Co. (9-1)	6	**Game 102** Fri. Nov. 8 7 PM
R1 #3	Bearden (4-6)	23	
R2 #3	Bradley Central (7-3)	21	**Game 103** Fri. Nov. 8 7 PM
R1 #2	Farragut (5-5)	56	
R1 #4	Science Hill (4-6)	0	**Game 104** Fri. Nov. 8 7 PM
R2 #1	Maryville (10-0)	42	
R3 #1	Oakland (10-0)	34	**Game 105** Fri. Nov. 8 7 PM
R4 #4	Lebanon (5-5)	0	
R4 #2	Mt. Juliet (6-4)	20	**Game 106** Fri. Nov. 8 7 PM
R3 #3	Riverdale (7-3)	14	
R4 #3	Wilson Central (6-4)	0	**Game 107** Fri. Nov. 8 7 PM
R3 #2	Blackman (6-4)	24	
R3 #4	Cookeville (5-5)	42	**Game 108** Fri. Nov. 8 7 PM
R4 #1	Hendersonville (5-5)	59	
R5 #1	Cane Ridge (7-3)	41	**Game 109** Fri. Nov. 8 7 PM
R6 #4	Franklin (5-5)	7	
R6 #2	Ravenwood (9-1)	35	**Game 110** Fri. Nov. 8 7 PM Franklin High
R5 #3	Stewarts Creek (8-2)	0	
R6 #3	Independence (6-4)	28	**Game 111** Fri. Nov. 8 7 PM
R5 #2	Smyrna (6-4)	10	
R5 #4	McGavock (3-7)	6	**Game 112** Fri. Nov. 8 7 PM
R6 #1	Brentwood (8-2)	38	
R7 #1	Houston (10-0)	56	**Game 113** Fri. Nov. 8 7 PM
R8 #4	Germantown (2-8)	12	
R8 #2	White Station (6-4)	28	**Game 114** Fri. Nov. 8 7 PM
R7 #3	Bartlett (6-4)	7	
R8 #3	Memphis Central (4-6)	35	**Game 115** Fri. Nov. 8 7 PM
R7 #2	Collierville (5-5)	28	
R7 #4	Cordova (4-6)	8	**Game 116** Fri. Nov. 8 7 PM
R8 #1	Whitehaven (8-1)	50	

Second Round

Dobyns Bennett	28	**Game 201** Fri. Nov. 15 7 PM
Bearden	14	
Farragut	0	**Game 202** Fri. Nov. 15 7 PM
Maryville	42	
Oakland	24	**Game 203** Fri. Nov. 15 7 PM
Mt. Juliet	14	
Blackman	28	**Game 204** Fri. Nov. 15 7 PM
Hendersonville	14	
Cane Ridge	0	**Game 205** Fri. Nov. 15 7 PM
Ravenwood	35	
Independence	13	**Game 206** Fri. Nov. 15 7 PM
Brentwood	20	
Houston	55	**Game 207** Fri. Nov. 15 7 PM
White Station	20	
Memphis Central	0	**Game 208** Fri. Nov. 15 7 PM
Whitehaven	13	

Quarterfinals

Dobyns Bennett	10	**Game 301** Fri. Nov. 22 7 PM
Maryville	45	
Oakland	31	**Game 302** Fri. Nov. 22 7 PM
Blackman	14	
Ravenwood	34	**Game 303** Fri. Nov. 22 7 PM
Brentwood	6	
Houston	27	**Game 304** Fri. Nov. 22 7 PM
Whitehaven	6	

Semifinals

Maryville	12	**Game 401** Fri. Nov. 29 7 PM
Oakland	0	
Ravenwood	42	**Game 402** Fri. Nov. 29 7 PM
Houston	21	

Championship

Maryville	42	**Game 501** Sat. Dec. 7 7 PM TN Tech Univ.
Ravenwood	21	

Maryville

STATE CHAMPION

Notes:

All times are local time. In the first and second rounds the higher seeded team shall be the host school. In the third round and semifinals in odd-numbered years the top team in each bracket shall be the host team. If two teams from the same region meet in the third round, the team seeded higher in the region standings shall host.

Scoring Summary (Final)
Ravenwood vs Maryville (Dec. 7, 2019 at Cookeville, Tenn.)

Ravenwood (13-2) vs. Maryville (15-0)
Date: Dec. 7, 2019 • Site: Cookeville, Tenn. • Stadium: Tucker Stadium
Attendance:

Score by Quarters	1	2	3	4	Total
Ravenwood	7	0	0	14	21
Maryville	14	14	14	0	42

Qtr	Time	Scoring Play	V-H
1st	10:08	MARYVL - Hodge, Travonis 1 yd run (Price, Corbin kick), 6-80 1:52	0 - 7
	05:15	MARYVL - Chambers, Cade 1 yd run (Price, Corbin kick), 3-6 1:22	0 - 14
	01:48	RVNWOOD - Mason, Andrew 28 yd pass from Garcia, Brian (Akers, Luke kick), 7-61 3:15	7 - 14
2nd	07:20	MARYVL - Maples, Ashton 11 yd pass from Chambers, Cade (Price, Corbin kick), 12-70 6:20	7 - 21
	00:24	MARYVL - Chambers, Cade 33 yd run (Price, Corbin kick), 13-86 4:12	7 - 28
3rd	05:24	MARYVL - Hodge, Travonis 26 yd run (Price, Corbin kick failed), 8-76 3:28	7 - 34
	02:50	MARYVL - Davis, Albert 9 yd pass from Chambers, Cade (Davis, Albert pass from Chambers, Cade), 5-39 2:25	7 - 42
4th	02:22	RVNWOOD - Garcia, Brian 5 yd run (Akers, Luke kick), 8-59 6:35	14 - 42
	00:27	RVNWOOD - Briningstool 21 yd pass from Garcia, Brian (Akers, Luke kick), 6-53 1:03	21 - 42

Kickoff time: 7:07 pm • End of Game: 9:36 pm • Total elapsed time: 2:29
Officials: Referee: Tom Moore; Umpire: Jason Morgan; Linesman: Mike Blackwood;
Line judge: Jeff Murphy; Back judge: Kirk Moore; Field judge: James Summers;
Side judge: Kyle Pearson;
Temperature: 43 • Wind: N 3 mph • Weather: Clear
Most Valuable Player: Cade Chambers, Maryville

Team Statistics (Final)
Ravenwood vs Maryville (Dec. 7, 2019 at Cookeville, Tenn.)

	RVNWOO	MARYVL
FIRST DOWNS	14	20
Rushing	3	11
Passing	9	8
Penalty	2	1
NET YARDS RUSHING	42	201
Rushing Attempts	23	39
Average Per Rush	1.8	5.2
Rushing Touchdowns	1	4
Yards Gained Rushing	89	217
Yards Lost Rushing	47	16
NET YARDS PASSING	170	172
Completions-Attempts-Int	12-25-1	13-18-0
Average Per Attempt	6.8	9.6
Average Per Completion	14.2	13.2
Passing Touchdowns	2	2
TOTAL OFFENSE YARDS	212	373
Total offense plays	48	57
Average Gain Per Play	4.4	6.5
Fumbles: Number-Lost	2-2	1-1
Penalties: Number-Yards	7-46	3-40
PUNTS-YARDS	3-119	2-76
Average Yards Per Punt	39.7	38.0
Net Yards Per Punt	39.7	38.0
Inside 20	2	1
50+ Yards	0	0
Touchbacks	0	0
Fair catch	3	0
KICKOFFS-YARDS	2-116	7-246
Average Yards Per Kickoff	58.0	35.1
Net Yards Per Kickoff	35.0	22.1
Touchbacks	1	1
Fair Catch Yards	0	0
Punt returns: Number-Yards-TD	0-0-0	0-0-0
Average Per Return	0.0	0.0
Kickoff returns: Number-Yds-TD	6-71-0	1-26-0
Average Per Return	11.8	26.0
Interceptions: Number-Yds-TD	0-0-0	1-0-0
Fumble Returns: Number-Yds-TD	0-0-0	0-0-0
Miscellaneous Yards	0	0
Possession Time	22:18	25:42
1st Quarter	5:25	6:35
2nd Quarter	3:08	8:52
3rd Quarter	6:07	5:53
4th Quarter	7:38	4:22
Third-Down Conversions	3 of 9	9 of 12
Fourth-Down Conversions	2 of 2	1 of 1
Red-Zone Scores-Chances	1-2	4-4
Touchdowns	1-2	4-4
Field goals	0-2	0-4
Sacks By: Number-Yards	0-0	2-29
PAT Kicks	3-3	4-5
Field Goals	0-0	0-0
Points off turnovers	7	21

Individual Statistics (Final)
Ravenwood vs Maryville (Dec. 7, 2019 at Cookeville, Tenn.)

Ravenwood

Rushing	No.	Gain	Loss	Net	TD	Lg	Avg
Rice, Antonio	9	34	2	32	0	13	3.6
Grimes, Reggie	2	19	0	19	0	15	9.5
Pace, Connor	4	2	3	-1	0	1	-0.2
Garcia, Brian	8	34	42	-8	1	12	-1.0
Totals	23	89	47	42	1	15	1.8

Passing	C-A-I	Yds	TD	Long	Sack
Garcia, Brian	12-25-1	170	2	35	2
Totals	12-25-1	170	2	35	2

Receiving	No.	Yards	TD	Long
Briningstool	5	65	1	21
Mason, Andrew	3	44	1	28
Craig, Shane	2	45	0	35
Johnston, Ross	2	16	0	12
Totals	12	170	2	35

Punting	No.	Yds	Avg	Long	In20	TB
Akers, Luke	3	119	39.7	45	2	0
Totals	3	119	39.7	45	2	0

	Punt			Kickoff			Intercept		
Returns	No	Yds	Lg	No	Yds	Lg	No	Yds	Lg
Andrews, Trevor	0	0	0	4	43	14	0	0	0
Smitherman, Jt	0	0	0	2	28	19	0	0	0
Totals	0	0	0	6	71	19	0	0	0

Field goals	Qtr	Time	Dist	Result

Kickoffs	No.	Yards	Avg	TB	OB
Akers, Luke	2	116	58.0	1	0

All-purpose	Run	Rcv	KR	PR	IR	Total
Briningstool	0	65	0	0	0	65
Craig, Shane	0	45	0	0	0	45
Mason, Andrew	0	44	0	0	0	44
Andrews, Trevor	0	0	43	0	0	43

Maryville

Rushing	No.	Gain	Loss	Net	TD	Lg	Avg
Hodge, Travonis	17	118	6	112	2	26	6.6
Chambers, Cade	10	76	0	76	2	33	7.6
McGill, Parker	8	15	4	11	0	6	1.4
Davis, Albert	1	6	0	6	0	6	6.0
Sloan, Brody	1	2	0	2	0	2	2.0
Phillips, J.	1	0	1	-1	0	0	-1.0
TEAM	1	0	5	-5	0	0	-5.0
Totals	39	217	16	201	4	33	5.2

Passing	C-A-I	Yds	TD	Long	Sack
Chambers, Cade	13-18-0	172	2	69	0
Totals	13-18-0	172	2	69	0

Receiving	No.	Yards	TD	Long
Davis, Albert	6	114	1	69
Hodge, Travonis	4	29	0	14
Maples, Ashton	2	19	1	11
Shiver, Tanner	1	10	0	10
Totals	13	172	2	69

Punting	No.	Yds	Avg	Long	In20	TB
Sloan, Brody	2	76	38.0	44	1	0
Totals	2	76	38.0	44	1	0

	Punt			Kickoff			Intercept		
Returns	No	Yds	Lg	No	Yds	Lg	No	Yds	Lg
Crowder, Drew	0	0	0	0	0	0	1	0	0
Davis, Albert	0	0	0	1	26	26	0	0	0
Totals	0	0	0	1	26	26	1	0	0

Field goals	Qtr	Time	Dist	Result

Kickoffs	No.	Yards	Avg	TB	OB
Orren, Seth	7	246	35.1	1	0

All-purpose	Run	Rcv	KR	PR	IR	Total
Davis, Albert	6	114	26	0	0	146
Hodge, Travonis	112	29	0	0	0	141
Chambers, Cade	76	0	0	0	0	76
Maples, Ashton	0	19	0	0	0	19

FUMBLES: Ravenwood-Garcia, Brian 2-2. Maryville-Phillips, J. 1-1.

Defensive Statistics (Final)
Ravenwood vs Maryville (Dec. 7, 2019 at Cookeville, Tenn.)

#	Ravenwood	Solo	Ast	Total	Sacks-Yds	TFL-Yds	FF	FR-Yds	Int-Yds	BrUp	Blks	QBH
14	Grimes, Reggie	4	4	6.0	-	0.5-2	-	-	-	-	-	-
45	Colson, E.	4	4	6.0	-	-	-	-	-	-	-	-
44	Smith, Jordan	4	2	5.0	-	1.5-5	-	-	-	-	-	1
53	Barton, Graham	4	1	4.5	-	0.5-2	-	-	-	2	-	-
23	Dawson, Myles	2	5	4.5	-	-	-	-	-	-	-	-
47	Miller, Avery	1	7	4.5	-	0.5-1	-	-	-	-	-	-
1	Moorman, G.	3	1	3.5	-	-	-	-	-	-	-	-
28	Fisher, Jackson	3	0	3.0	-	-	-	-	-	-	-	-
26	Severance, Ben	2	1	2.5	-	-	-	-	-	-	-	-
21	Gatlin, Ian	2	1	2.5	-	-	-	-	-	-	-	-
25	Rice, Bryan	1	0	1.0	-	-	-	-	-	-	-	-
24	Creech, John	1	0	1.0	-	-	-	-	-	-	-	-
52	Davis, Richard	0	1	0.5	-	-	-	1-0	-	-	-	-
19	Molette, Lee	0	1	0.5	-	-	-	-	-	-	-	-
	Totals	31	28	45.0	0.0-0	3.0-10	0	1-0	0-0	2	0	1

#	Maryville	Solo	Ast	Total	Sacks-Yds	TFL-Yds	FF	FR-Yds	Int-Yds	BrUp	Blks	QBH
23	Shelton, Mason	6	2	7.0	2.0-29	2.0-29	1	1-0	-	-	-	-
26	Orren, Seth	4	3	5.5	-	-	-	-	-	-	-	-
13	Jett, Jackson	3	1	3.5	-	-	-	-	-	-	-	-
17	Burchfield, Lou	2	2	3.0	-	1.0-1	-	1-0	-	1	-	-
30	Myers, William	2	1	2.5	-	-	-	-	-	-	-	-
80	Cox, Michael	2	0	2.0	-	-	-	-	-	-	-	-
1	Burks, Dj	1	1	1.5	-	-	-	-	-	-	-	-
32	Braden, Zach	1	1	1.5	-	1.0-2	-	-	-	-	-	-
45	Ensley, Ethan	1	1	1.5	-	1.0-2	-	-	-	-	-	-
28	Garner, Brock	1	0	1.0	-	-	-	-	-	-	-	-
20	Rouse, Caleb	1	0	1.0	-	-	-	-	-	-	-	-
85	Brooks, Matthew	0	2	1.0	-	-	-	-	-	1	-	-
12	Shiver, Tanner	0	1	0.5	-	-	-	-	-	1	-	-
50	Peek, Colton	0	1	0.5	-	-	-	-	-	-	-	1
4	Crowder, Drew	0	0	0.0	-	-	-	-	1-0	1	-	-
	Totals	24	16	32.0	2.0-29	5.0-34	1	2-0	1-0	4	0	1

Drive Chart (By Team) (Final)
Ravenwood vs Maryville (Dec. 7, 2019 at Cookeville, Tenn.)

		Drive Started			Drive Ended			Consumed	
Team	Qtr	Spot	Time	Obtained	Spot	Time	How lost	Pl - Yds	TOP
RVNWO	1st	R32	10:03	Kickoff	R33	08:51	Punt	3 - 1	1:12
RVNWO		R17	07:18	Punt	R06	06:37	Fumble	2 - (11)	0:41
RVNWO		R39	05:03	Kickoff	M00	01:48	*TOUCHDOWN	7 - 61	3:15
RVNWO	2nd	R32	07:14	Kickoff	R41	04:36	Punt	6 - 9	2:38
RVNWO		R40	00:16	Kickoff	M41	00:00	End of half	3 - 19	0:16
RVNWO	3rd	R50	11:55	Kickoff	M24	08:52	Fumble	8 - 26	3:03
RVNWO		R20	05:24	Kickoff	R20	05:15	Interception	2 - 0	0:09
RVNWO		R37	02:14	Kickoff	R43	00:00	Punt	3 - 6	2:14
RVNWO	4th	R41	08:57	Punt	M00	02:22	*TOUCHDOWN	8 - 59	6:35
RVNWO		R47	01:30	Fumble	M00	00:27	*TOUCHDOWN	6 - 53	1:03

Ravenwood	1st Qtr	2nd Qtr	3rd Qtr	4th Qtr	1st Half	2nd Half	Total
Time of possession	05:25	03:08	06:07	07:38	08:33	13:45	22:18
3rd down conversions	0-2	2-3	0-2	1-2	2-5	1-4	3-9
Average field position	R29	R36	R35	R44	R32	R39	R35
4th down conversions	1-1	0-0	0-0	1-1	1-1	1-1	2-2

		Drive Started			Drive Ended			Consumed	
Team	Qtr	Spot	Time	Obtained	Spot	Time	How lost	Pl - Yds	TOP
MARYVL	1st	M20	12:00	Kickoff	R00	10:08	*TOUCHDOWN	6 - 80	1:52
MARYVL		M31	08:51	Punt	M39	07:18	Punt	3 - 8	1:33
MARYVL		R06	06:37	Fumble	R00	05:15	*TOUCHDOWN	3 - 6	1:22
MARYVL		M30	01:40	Kickoff	R00	07:20	*TOUCHDOWN	12 - 70	6:20
MARYVL	2nd	M14	04:36	Punt	R00	00:24	*TOUCHDOWN	13 - 86	4:12
MARYVL	3rd	M24	08:52	Fumble	R00	05:24	*TOUCHDOWN	8 - 76	3:28
MARYVL		R39	05:15	Interception	R00	02:50	*TOUCHDOWN	5 - 39	2:25
MARYVL	4th	M19	12:00	Punt	M27	08:57	Punt	4 - 8	3:03
MARYVL		M48	02:20	Kickoff	R47	01:30	Fumble	2 - 5	0:50
MARYVL		M49	00:25	Kickoff	M44	00:00	End of half	1 - (5)	0:25

Maryville	1st Qtr	2nd Qtr	3rd Qtr	4th Qtr	1st Half	2nd Half	Total
Time of possession	06:35	08:52	05:53	04:22	15:27	10:15	25:42
3rd down conversions	3-4	5-6	1-1	0-1	8-10	1-2	9-12
Average field position	M43	M14	M42	M38	M37	M40	M39
4th down conversions	0-0	1-1	0-0	0-0	1-1	0-0	1-1

Drive Chart (By Quarter) (Final)
Ravenwood vs Maryville (Dec. 7, 2019 at Cookeville, Tenn.)

		Drive Started			Drive Ended			Consumed	
Team	Qtr	Spot	Time	Obtained	Spot	Time	How lost	Pl - Yds	TOP
MARYVL	1st	M20	12:00	Kickoff	R00	10:08	*TOUCHDOWN	6 - 80	1:52 .
RVNWO		R32	10:03	Kickoff	R33	08:51	Punt	3 - 1	1:12
MARYVL		M31	08:51	Punt	M39	07:18	Punt	3 - 8	1:33
RVNWO		R17	07:18	Punt	R06	06:37	Fumble	2 - (11)	0:41
MARYVL		R06	06:37	Fumble	R00	05:15	*TOUCHDOWN	3 - 6	1:22 .
RVNWO		R39	05:03	Kickoff	M00	01:48	*TOUCHDOWN	7 - 61	3:15
MARYVL		M30	01:40	Kickoff	R00	07:20	*TOUCHDOWN	12 - 70	6:20 .
RVNWO	2nd	R32	07:14	Kickoff	R41	04:36	Punt	6 - 9	2:38
MARYVL		M14	04:36	Punt	R00	00:24	*TOUCHDOWN	13 - 86	4:12
RVNWO		R40	00:16	Kickoff	M41	00:00	End of half	3 - 19	0:16
RVNWO	3rd	R50	11:55	Kickoff	M24	08:52	Fumble	8 - 26	3:03 .
MARYVL		M24	08:52	Fumble	R00	05:24	*TOUCHDOWN	8 - 76	3:28
RVNWO		R20	05:24	Kickoff	R20	05:15	Interception	2 - 0	0:09
MARYVL		R39	05:15	Interception	R00	02:50	*TOUCHDOWN	5 - 39	2:25 .
RVNWO		R37	02:14	Kickoff	R43	00:00	Punt	3 - 6	2:14
MARYVL	4th	M19	12:00	Punt	M27	08:57	Punt	4 - 8	3:03
RVNWO		R41	08:57	Punt	M00	02:22	*TOUCHDOWN	8 - 59	6:35 .
MARYVL		M48	02:20	Kickoff	R47	01:30	Fumble	2 - 5	0:50
RVNWO		R47	01:30	Fumble	M00	00:27	*TOUCHDOWN	6 - 53	1:03
MARYVL		M49	00:25	Kickoff	M44	00:00	End of half	1 - (5)	0:25

Play-by-Play Summary (1st quarter)
Ravenwood vs Maryville (Dec. 7, 2019 at Cookeville, Tenn.)

Maryville captains: Russell, Chambers, Orren, Davis
Ravenwood captains: Mason, Miller, Barton, Shouse
Maryville won toss and receives; Ravenwood will defend North goal

Akers, Luke kickoff 60 yards to the MARYVL0, touchback.

1-10	Maryvl 20	Hodge, Travonis rush for 15 yards to the MARYVL35 (Moorman, G.), PENALTY MARYVL holding 10 yards to the MARYVL25.	
1-5	Maryvl 25	1st and 5.	
1-5	Maryvl 25	Chambers, Cade pass incomplete to Sloan, Brody (Barton, Graham).	
2-5	Maryvl 25	Chambers, Cade pass complete to Davis, Albert for 69 yards to the RVNWOOD6, 1ST DOWN MARYVL (Rice, Bryan).	P1
1-G	Rvnwood 06	McGill, Parker rush for 2 yards to the RVNWOOD4 (Barton, Graham).	
2-G	Rvnwood 04	Timeout Maryville, clock 10:50.	
2-G	Rvnwood 04	Chambers, Cade rush for 3 yards to the RVNWOOD1 (Dawson, Myles;Miller, Avery).	
3-G	Rvnwood 01	Hodge, Travonis rush for 1 yard to the RVNWOOD0, TOUCHDOWN, clock 10:08.	
1-G	Rvnwood 03	Price, Corbin kick attempt good.	

Maryville 7, Ravenwood 0

6 plays, 80 yards, 1:57

Orren, Seth kickoff 36 yards to the RVNWOOD24, Andrews, Trevor return 8 yards to the RVNWOOD32 (Orren, Seth).

RAVENWOOD drive start at 10:03.

1-10	Rvnwood 32	Rice, Antonio rush for 3 yards to the RVNWOOD35 (Orren, Seth).	
2-7	Rvnwood 35	Pace, Connor rush for loss of 2 yards to the RVNWOOD33 (Braden, Zach).	
3-9	Rvnwood 33	Garcia, Brian pass incomplete to Johnston, Ross.	
4-9	Rvnwood 33	Akers, Luke punt 36 yards to the MARYVL31, fair catch by Davis, Albert.	

3 plays, 1 yard, 1:12

MARYVILLE drive start at 08:51.

1-10	Maryvl 31	Hodge, Travonis rush for 3 yards to the MARYVL34 (Grimes, Reggie).	
2-7	Maryvl 34	Chambers, Cade pass incomplete to Davis, Albert (Barton, Graham).	
3-7	Maryvl 34	Hodge, Travonis rush for 5 yards to the MARYVL39 (Colson, E.).	
4-2	Maryvl 39	Sloan, Brody punt 44 yards to the RVNWOOD17, downed.	

3 plays, 8 yards, 1:33

RAVENWOOD drive start at 07:18.

1-10	Rvnwood 17	Rice, Antonio rush for 1 yard to the RVNWOOD18 (Shelton, Mason).	
2-9	Rvnwood 18	Garcia, Brian sacked for loss of 11 yards to the RVNWOOD7 (Shelton, Mason), fumble by Garcia, Brian recovered by MARYVL Burchfield, Lou at RVNWOOD6.	

2 plays, minus 11 yards, 0:41

MARYVILLE drive start at 06:37.

1-G	Rvnwood 06	Hodge, Travonis rush for 4 yards to the RVNWOOD2 (Barton, Graham).	
2-G	Rvnwood 02	McGill, Parker rush for 1 yard to the RVNWOOD1 (Barton, Graham).	
3-G	Rvnwood 01	Chambers, Cade rush for 1 yard to the RVNWOOD0, TOUCHDOWN, clock 05:15.	
1-G	Rvnwood 03	Price, Corbin kick attempt good.	

Maryville 14, Ravenwood 0

3 plays, 6 yards, 1:34

Orren, Seth kickoff 30 yards to the RVNWOOD30, Smitherman, Jt return 9 yards to the RVNWOOD39 (Shiver, Tanner;Orren, Seth).

RAVENWOOD drive start at 05:03.

1-10	Rvnwood 39	Garcia, Brian pass complete to Craig, Shane for 10 yards to the RVNWOOD49, 1ST DOWN RVNWOOD (Myers, William).	P1
1-10	Rvnwood 49	Rice, Antonio rush for 4 yards to the MARYVL47 (Burks, Dj).	
2-6	Maryvl 47	Garcia, Brian pass complete to Briningstool for 14 yards to the MARYVL33, 1ST DOWN RVNWOOD (Brooks, Matthew;Burks, Dj).	P2
1-10	Maryvl 33	Garcia, Brian pass complete to Briningstool for 4 yards to the MARYVL29 (Jett, Jackson;Brooks, Matthew).	
2-6	Maryvl 29	Rice, Antonio rush for 4 yards to the MARYVL25 (Myers, William).	
3-2	Maryvl 25	Pace, Connor rush for 1 yard to the MARYVL24 (Shelton, Mason).	
4-1	Maryvl 24	Timeout Ravenwood, clock 01:57.	
4-1	Maryvl 24	PENALTY RVNWOOD false start (Craig, Shane) 4 yards to the MARYVL28.	
4-5	Maryvl 28	Garcia, Brian pass complete to Mason, Andrew for 28 yards to the MARYVL0, 1ST DOWN RVNWOOD, TOUCHDOWN, clock 01:48.	P3
1-G	Maryvl 03	Akers, Luke kick attempt good.	

Maryville 14, Ravenwood 7

7 plays, 61 yards, 3:23

Akers, Luke kickoff 56 yards to the MARYVL4, Davis, Albert return 26 yards to the MARYVL30 (Moorman, G.).

MARYVILLE drive start at 01:40.

1-10	Maryvl 30	Timeout Maryville, clock 01:40.	
1-10	Maryvl 30	Chambers, Cade rush for 4 yards to the MARYVL34 (Colson, E.;Dawson, Myles).	
2-6	Maryvl 34	Hodge, Travonis rush for no gain to the MARYVL34 (Miller, Avery;Dawson, Myles).	
3-6	Maryvl 34	Hodge, Travonis rush for 12 yards to the MARYVL46, 1ST DOWN MARYVL (Creech, John).	R2

Play-by-Play Summary (1st quarter)
Ravenwood vs Maryville (Dec. 7, 2019 at Cookeville, Tenn.)

END OF 1st QUARTER: Maryville 14, Ravenwood 7

		Time	1st Downs				Conversions				
Quarter Summary	Score	Poss	R	P	X	T	3rd	4th	Rushing	Passing	Penalties
Ravenwood	7	05:16	0	3	0	3	0-2	1-1	7-(-1)	4-5-0-56	1-4
Maryville	14	06:44	1	1	0	2	2-3	0-0	12-51	1-3-0-69	1-10

Quickie Statistics (1st quarter)
Ravenwood vs Maryville (Dec. 7, 2019 at Cookeville, Tenn.)

	RVNWOOD	MARYVL
Score	7	14
FIRST DOWNS	3	2
RUSHES-YARDS (NET)	7--1	12-51
PASSING YDS (NET)	56	69
Passes Att-Comp-Int	5-4-0	3-1-0
TOTAL OFFENSE PLAYS-YARDS	12-55	15-120
Fumble Returns-Yards	0-0	0-0
Punt Returns-Yards	0-0	0-0
Kickoff Returns-Yards	2-17	1-26
Interception Returns-Yards	0-0	0-0
Punts (Number-Avg)	1-36.0	1-44.0
Fumbles-Lost	1-1	0-0
Penalties-Yards	1-4	1-10
Possession Time	05:16	06:44
Third-Down Conversions	0 of 2	3 of 4
Fourth-Down Conversions	1 of 1	0 of 0

Ravenwood

Rushing	No.	Gain	Loss	Net	TD	Lg	Avg
Rice, Antonio	4	12	0	12	0	4	3.0
Pace, Connor	2	1	2	-1	0	1	-0.5
Garcia, Brian	1	0	12	-12	0	0	-12.0

Passing	C-A-I	Yds	TD	Long	Sack
Garcia, Brian	4-5-0	56	1	28	1

Receiving	No.	Yards	TD	Long
Briningstool	2	18	0	14
Mason, Andrew	1	28	1	28
Craig, Shane	1	10	0	10

Punting	No.	Yds	Avg	Long	In20	TB
Akers, Luke	1	36	36.0	36	0	0

Punt Returns	No.	Yards	TD	Long

Kick Returns	No.	Yards	TD	Long
Smitherman, Jt	1	9	0	9
Andrews, Trevor	1	8	0	8

Tackles	UA-A	Total	Sacks	TFL
Barton, Graham	3-0	3.0	0.0	0.0
Moorman, G.	2-0	2.0	0.0	0.0
Colson, E.	1-1	1.5	0.0	0.0
Dawson, Myles	0-3	1.5	0.0	0.0

Maryville

Rushing	No.	Gain	Loss	Net	TD	Lg	Avg
Hodge, Travonis	7	40	0	40	1	15	5.7
Chambers, Cade	3	8	0	8	1	4	2.7
McGill, Parker	2	3	0	3	0	2	1.5

Passing	C-A-I	Yds	TD	Long	Sack
Chambers, Cade	1-3-0	69	0	69	0

Receiving	No.	Yards	TD	Long
Davis, Albert	1	69	0	69

Punting	No.	Yds	Avg	Long	In20	TB
Sloan, Brody	1	44	44.0	44	1	0

Punt Returns	No.	Yards	TD	Long

Kick Returns	No.	Yards	TD	Long
Davis, Albert	1	26	0	26

Tackles	UA-A	Total	Sacks	TFL
Shelton, Mason	3-0	3.0	1.0	1.0
Orren, Seth	2-1	2.5	0.0	0.0
Myers, William	2-0	2.0	0.0	0.0
Burks, Dj	1-1	1.5	0.0	0.0

Qtr	Time	Scoring Play	V-H
1st	10:08	MARYVL - Hodge, Travonis 1 yd run (Price, Corbin kick), 6-80 1:57	0 - 7
	05:15	MARYVL - Chambers, Cade 1 yd run (Price, Corbin kick), 3-6 1:34	0 - 14
	01:48	RVNWOOD - Mason, Andrew 28 yd pass from Garcia, Brian (Akers, Luke kick), 7-61 3:23	7 - 14

Play-by-Play Summary (2nd quarter)
Ravenwood vs Maryville (Dec. 7, 2019 at Cookeville, Tenn.)

1-10	Maryvl 46	Start of 2nd quarter, clock 12:00.	
1-10	Maryvl 46	Chambers, Cade rush for 2 yards to the MARYVL48 (Dawson, Myles).	
2-8	Maryvl 48	Chambers, Cade pass complete to Hodge, Travonis for 6 yards to the RVNWOOD46 (Smith, Jordan).	
3-2	Rvnwood 46	McGill, Parker rush for 1 yard to the RVNWOOD45 (Grimes, Reggie).	
4-1	Rvnwood 45	Hodge, Travonis rush for 9 yards to the RVNWOOD36, 1ST DOWN MARYVL (Grimes, Reggie;Molette, Lee).	R3
1-10	Rvnwood 36	Chambers, Cade pass complete to Davis, Albert for 14 yards to the RVNWOOD22, 1ST DOWN MARYVL (Moorman, G.).	P4
1-10	Rvnwood 22	McGill, Parker rush for 2 yards to the RVNWOOD20 (Dawson, Myles;Miller, Avery).	
2-8	Rvnwood 20	Davis, Albert rush for 6 yards to the RVNWOOD14 (Dawson, Myles).	
3-2	Rvnwood 14	Hodge, Travonis rush for 3 yards to the RVNWOOD11, 1ST DOWN MARYVL (Barton, Graham).	R5
1-10	Rvnwood 11	Chambers, Cade pass complete to Maples, Ashton for 11 yards to the RVNWOOD0, 1ST DOWN MARYVL, TOUCHDOWN, clock 07:20.	P6
1-G	Rvnwood 03	Price, Corbin kick attempt good.	

Maryville 21, Ravenwood 7

12 plays, 70 yards, 6:26

Orren, Seth kickoff 37 yards to the RVNWOOD23, Andrews, Trevor return 9 yards to the RVNWOOD32 (Burchfield, Lou).

RAVENWOOD drive start at 07:14.

1-10	Rvnwood 32	Rice, Antonio rush for 2 yards to the RVNWOOD34 (Orren, Seth;Burchfield, Lou).	
2-8	Rvnwood 34	Rice, Antonio rush for 4 yards to the RVNWOOD38.	
3-4	Rvnwood 38	Garcia, Brian pass complete to Mason, Andrew for 10 yards to the RVNWOOD48, 1ST DOWN RVNWOOD (Orren, Seth).	P4
1-10	Rvnwood 48	Rice, Antonio rush for 3 yards to the MARYVL49 (Jett, Jackson).	
2-7	Maryvl 49	PENALTY RVNWOOD substitution infraction 5 yards to the RVNWOOD46.	
2-12	Rvnwood 46	PENALTY RVNWOOD delay of game 5 yards to the RVNWOOD41.	
2-17	Rvnwood 41	Garcia, Brian pass incomplete to Andrews, Trevor (Crowder, Drew).	
3-17	Rvnwood 41	Garcia, Brian pass incomplete to Craig, Shane, QB hurry by Peek, Colton.	
4-17	Rvnwood 41	Timeout Maryville, clock 04:45.	
4-17	Rvnwood 41	Akers, Luke punt 45 yards to the MARYVL14, fair catch by Davis, Albert.	

6 plays, 9 yards, 2:38

MARYVILLE drive start at 04:36.

1-10	Maryvl 14	Chambers, Cade pass complete to Hodge, Travonis for 14 yards to the MARYVL28, 1ST DOWN MARYVL (Fisher, Jackson).	P7
1-10	Maryvl 28	Chambers, Cade pass complete to Hodge, Travonis for 3 yards to the MARYVL31 (Colson, E.;Gatlin, Ian).	
2-7	Maryvl 31	Hodge, Travonis rush for loss of 3 yards to the MARYVL28 (Grimes, Reggie;Miller, Avery).	
3-10	Maryvl 28	Chambers, Cade rush for 13 yards to the MARYVL41, 1ST DOWN MARYVL (Colson, E.).	R8
1-10	Maryvl 41	Chambers, Cade rush for 4 yards to the MARYVL45 (Grimes, Reggie).	
2-6	Maryvl 45	Chambers, Cade pass complete to Davis, Albert for 4 yards to the MARYVL49 (Gatlin, Ian).	
3-2	Maryvl 49	Chambers, Cade pass complete to Hodge, Travonis for 6 yards to the RVNWOOD45, 1ST DOWN MARYVL (Miller, Avery).	P9
1-10	Rvnwood 45	Chambers, Cade rush for 2 yards to the RVNWOOD43 (Colson, E.;Dawson, Myles).	
2-8	Rvnwood 43	Hodge, Travonis rush for loss of 3 yards to the RVNWOOD46 (Barton, Graham;Smith, Jordan).	
3-11	Rvnwood 46	Chambers, Cade pass complete to Davis, Albert for 13 yards to the RVNWOOD33, 1ST DOWN MARYVL (Gatlin, Ian).	P10
1-10	Rvnwood 33	Chambers, Cade pass incomplete to Hodge, Travonis.	
2-10	Rvnwood 33	Chambers, Cade pass incomplete to Hodge, Travonis, QB hurry by Smith, Jordan.	
3-10	Rvnwood 33	Chambers, Cade rush for 33 yards to the RVNWOOD0, 1ST DOWN MARYVL, TOUCHDOWN, clock 00:21	P11
1-G	Rvnwood 03	Price, Corbin kick attempt good.	

Maryville 28, Ravenwood 7

13 plays, 86 yards, 4:20

Orren, Seth kickoff 34 yards to the RVNWOOD26, Andrews, Trevor return 14 yards to the RVNWOOD40 (Orren, Seth;Myers, William).

RAVENWOOD drive start at 00:16.

1-10	Rvnwood 40	Garcia, Brian rush for 7 yards to the RVNWOOD47.	
2-3	Rvnwood 47	Garcia, Brian pass incomplete to Craig, Shane (Shiver, Tanner).	
3-3	Rvnwood 47	Garcia, Brian pass complete to Johnston, Ross for 12 yards to the MARYVL41, 1ST DOWN RVNWOOD (Shelton, Mason).	P5
		End of half, clock 00:00.	

3 plays, 19 yards, 0:16

END OF 2nd QUARTER: Maryville 28, Ravenwood 7

Quarter Summary	Score	Time Poss	1st Downs R	P	X	T	Conversions 3rd	4th	Rushing	Passing	Penalties
Ravenwood	0	02:54	0	2	0	2	2-3	0-0	4-16	2-5-0-22	2-10
Maryville	14	09:06	4	5	0	9	5-6	1-1	12-69	8-10-0-71	0-0

Quickie Statistics (Halftime)
Ravenwood vs Maryville (Dec. 7, 2019 at Cookeville, Tenn.)

	RVNWOOD	MARYVL
Score	7	28
FIRST DOWNS	5	11
RUSHES-YARDS (NET)	11-15	24-120
PASSING YDS (NET)	78	140
Passes Att-Comp-Int	10-6-0	13-9-0
TOTAL OFFENSE PLAYS-YARDS	21-93	37-260
Fumble Returns-Yards	0-0	0-0
Punt Returns-Yards	0-0	0-0
Kickoff Returns-Yards	4-40	1-26
Interception Returns-Yards	0-0	0-0
Punts (Number-Avg)	2-40.5	1-44.0
Fumbles-Lost	1-1	0-0
Penalties-Yards	3-14	1-10
Possession Time	08:10	15:50
Third-Down Conversions	2 of 5	8 of 10
Fourth-Down Conversions	1 of 1	1 of 1

Ravenwood

Rushing	No.	Gain	Loss	Net	TD	Lg	Avg
Rice, Antonio	7	21	0	21	0	4	3.0
Pace, Connor	2	1	2	-1	0	1	-0.5
Garcia, Brian	2	7	12	-5	0	7	-2.5

Passing	C-A-I	Yds	TD	Long	Sack
Garcia, Brian	6-10-0	78	1	28	1

Receiving	No.	Yards	TD	Long
Mason, Andrew	2	38	1	28
Briningstool	2	18	0	14
Johnston, Ross	1	12	0	12
Craig, Shane	1	10	0	10

Punting	No.	Yds	Avg	Long	In20	TB
Akers, Luke	2	81	40.5	45	1	0

Punt Returns	No.	Yards	TD	Long

Kick Returns	No.	Yards	TD	Long
Andrews, Trevor	3	31	0	14
Smitherman, Jt	1	9	0	9

Tackles	UA-A	Total	Sacks	TFL
Barton, Graham	4-1	4.5	0.0	0.5
Dawson, Myles	2-5	4.5	0.0	0.0
Grimes, Reggie	3-2	4.0	0.0	0.5
Colson, E.	2-3	3.5	0.0	0.0

Maryville

Rushing	No.	Gain	Loss	Net	TD	Lg	Avg
Chambers, Cade	8	62	0	62	2	33	7.8
Hodge, Travonis	11	52	6	46	1	15	4.2
McGill, Parker	4	6	0	6	0	2	1.5
Davis, Albert	1	6	0	6	0	6	6.0

Passing	C-A-I	Yds	TD	Long	Sack
Chambers, Cade	9-13-0	140	1	69	0

Receiving	No.	Yards	TD	Long
Davis, Albert	4	100	0	69
Hodge, Travonis	4	29	0	14
Maples, Ashton	1	11	1	11

Punting	No.	Yds	Avg	Long	In20	TB
Sloan, Brody	1	44	44.0	44	1	0

Punt Returns	No.	Yards	TD	Long

Kick Returns	No.	Yards	TD	Long
Davis, Albert	1	26	0	26

Tackles	UA-A	Total	Sacks	TFL
Orren, Seth	3-3	4.5	0.0	0.0
Shelton, Mason	4-0	4.0	1.0	1.0
Myers, William	2-1	2.5	0.0	0.0
Jett, Jackson	1-1	1.5	0.0	0.0

Qtr	Time	Scoring Play	V-H
1st	10:08	MARYVL - Hodge, Travonis 1 yd run (Price, Corbin kick), 6-80 1:57	0 - 7
	05:15	MARYVL - Chambers, Cade 1 yd run (Price, Corbin kick), 3-6 1:34	0 - 14
	01:48	RVNWOOD - Mason, Andrew 28 yd pass from Garcia, Brian (Akers, Luke kick), 7-61 3:23	7 - 14
2nd	07:20	MARYVL - Maples, Ashton 11 yd pass from Chambers, Cade (Price, Corbin kick), 12-70 6:26	7 - 21
	00:24	MARYVL - Chambers, Cade 33 yd run (Price, Corbin kick), 13-86 4:20	7 - 28

Play-by-Play Summary (3rd quarter)
Ravenwood vs Maryville (Dec. 7, 2019 at Cookeville, Tenn.)

Start of 3rd quarter, clock 12:00.

1-10	Maryvl 41	MARYVL ball on MARYVL40.	
		Orren, Seth kickoff 29 yards to the RVNWOOD31, Smitherman, Jt return 19 yards to the 50 yardline (Orren, Seth).	

RAVENWOOD drive start at 11:55.

1-10	Rvnwood 50	Rice, Antonio rush for loss of 2 yards to the RVNWOOD48 (Ensley, Ethan).	
2-12	Rvnwood 48	Rice, Antonio rush for 13 yards to the MARYVL39, 1ST DOWN RVNWOOD (Shelton, Mason;Burchfield, Lou).	R6
1-10	Maryvl 39	Pace, Connor rush for 1 yard to the MARYVL38 (Ensley, Ethan;Peek, Colton).	
2-9	Maryvl 38	Grimes, Reggie rush for 4 yards to the MARYVL34 (Shelton, Mason;Braden, Zach).	
3-5	Maryvl 34	Garcia, Brian pass complete to Johnston, Ross for 4 yards to the MARYVL30 (Jett, Jackson), PENALTY MARYVL roughing passer 15 yards to the MARYVL15, 1ST DOWN RVNWOOD.	X7
1-10	Maryvl 15	Garcia, Brian rush for 4 yards to the MARYVL11.	
2-6	Maryvl 11	2nd and 6.	
2-6	Maryvl 11	Pace, Connor rush for loss of 1 yard to the MARYVL12 (Burchfield, Lou).	
3-7	Maryvl 12	Garcia, Brian rush for loss of 7 yards to the MARYVL19, fumble by Garcia, Brian recovered by MARYVL Shelton, Mason at MARYVL24.	

8 plays, 26 yards, 3:03

MARYVILLE drive start at 08:52.

1-10	Maryvl 24	Chambers, Cade pass complete to Davis, Albert for 5 yards to the MARYVL29 (Moorman, G.;Severance, Ben).	
2-5	Maryvl 29	Hodge, Travonis rush for 8 yards to the MARYVL37, 1ST DOWN MARYVL (Smith, Jordan).	R12
1-10	Maryvl 37	Hodge, Travonis rush for 14 yards to the RVNWOOD49, 1ST DOWN MARYVL (Severance, Ben).	R13
1-10	Rvnwood 49	Hodge, Travonis rush for 4 yards to the RVNWOOD45 (Grimes, Reggie).	
2-6	Rvnwood 45	Chambers, Cade pass complete to Maples, Ashton for 8 yards to the RVNWOOD37, 1ST DOWN MARYVL (Colson, E.).	P14
1-10	Rvnwood 37	Chambers, Cade rush for 9 yards to the RVNWOOD28 (Severance, Ben).	
2-1	Rvnwood 28	McGill, Parker rush for 2 yards to the RVNWOOD26, 1ST DOWN MARYVL (Colson, E.;Miller, Avery).	R15
1-10	Rvnwood 26	Hodge, Travonis rush for 26 yards to the RVNWOOD0, 1ST DOWN MARYVL, TOUCHDOWN, clock 05:24.	R16
1-G	Rvnwood 03	PENALTY RVNWOOD encroachment 2 yards to the RVNWOOD1.	
1-G	Rvnwood 01	Price, Corbin kick attempt failed.	

Maryville 34, Ravenwood 7

1-G	Maryvl 40	PENALTY RVNWOOD personal foul 15 yards to the RVNWOOD45.	

8 plays, 76 yards, 3:28

Orren, Seth kickoff 45 yards to the RVNWOOD0, touchback.

RAVENWOOD drive start at 05:24.

1-10	Rvnwood 20	Garcia, Brian pass incomplete to Briningstool.	
2-10	Rvnwood 20	Garcia, Brian pass intercepted by Crowder, Drew at the RVNWOOD39, Crowder, Drew return 0 yards to the RVNWOOD39.	

2 plays, 0 yards, 0:09

MARYVILLE drive start at 05:15.

1-10	Rvnwood 39	Chambers, Cade rush for 5 yards to the RVNWOOD34 (Smith, Jordan;Miller, Avery).	
2-5	Rvnwood 34	Hodge, Travonis rush for 4 yards to the RVNWOOD30 (Grimes, Reggie;Miller, Avery).	
3-1	Rvnwood 30	McGill, Parker rush for 1 yard to the RVNWOOD29, 1ST DOWN MARYVL (Davis, Richard;Grimes, Reggie).	R17
1-10	Rvnwood 29	Hodge, Travonis rush for 10 yards to the RVNWOOD19, 1ST DOWN MARYVL (Colson, E.).	R18
1-10	Rvnwood 19	PENALTY RVNWOOD personal foul 10 yards to the RVNWOOD9, 1ST DOWN MARYVL.	X19
1-G	Rvnwood 09	Chambers, Cade pass complete to Davis, Albert for 9 yards to the RVNWOOD0, TOUCHDOWN, clock 02:50.	
1-G	Rvnwood 03	Chambers, Cade pass attempt to Davis, Albert good.	

Maryville 42, Ravenwood 7

5 plays, 39 yards, 3:01

Orren, Seth kickoff 35 yards to the RVNWOOD25, Andrews, Trevor return 12 yards to the RVNWOOD37 (Jett, Jackson).

RAVENWOOD drive start at 02:14.

1-10	Rvnwood 37	Garcia, Brian rush for 6 yards to the RVNWOOD43.
2-4	Rvnwood 43	Garcia, Brian pass incomplete to Johnston, Ross.
3-4	Rvnwood 43	Garcia, Brian pass incomplete to Craig, Shane (Burchfield, Lou).
4-4	Rvnwood 43	Akers, Luke punt 38 yards to the MARYVL19, fair catch by Davis, Albert.

3 plays, 6 yards, 2:14

MARYVILLE drive start at 00:00.

END OF 3rd QUARTER: Maryville 42, Ravenwood 7

Play-by-Play Summary (3rd quarter)
Ravenwood vs Maryville (Dec. 7, 2019 at Cookeville, Tenn.)

		Time	1st Downs				Conversions				
Quarter Summary	Score	Poss	R	P	X	T	3rd	4th	Rushing	Passing	Penalties
Ravenwood	0	05:26	1	0	1	2	0-2	0-0	8-13	1-5-1-4	3-27
Maryville	14	06:29	6	1	1	8	1-1	0-0	10-83	3-3-0-22	1-15

Quickie Statistics (3rd quarter)
Ravenwood vs Maryville (Dec. 7, 2019 at Cookeville, Tenn.)

	RVNWOOD	MARYVL
Score	7	42
FIRST DOWNS	7	19
RUSHES-YARDS (NET)	19-28	34-203
PASSING YDS (NET)	82	162
Passes Att-Comp-Int	15-7-1	16-12-0
TOTAL OFFENSE PLAYS-YARDS	34-110	50-365
Fumble Returns-Yards	0-0	0-0
Punt Returns-Yards	0-0	0-0
Kickoff Returns-Yards	6-71	1-26
Interception Returns-Yards	0-0	1-0
Punts (Number-Avg)	3-39.7	1-44.0
Fumbles-Lost	2-2	0-0
Penalties-Yards	6-41	2-25
Possession Time	13:36	22:19
Third-Down Conversions	2 of 7	9 of 11
Fourth-Down Conversions	1 of 1	1 of 1

Ravenwood

Rushing	No.	Gain	Loss	Net	TD	Lg	Avg
Rice, Antonio	9	34	2	32	0	13	3.6
Grimes, Reggie	1	4	0	4	0	4	4.0
Pace, Connor	4	2	3	-1	0	1	-0.2
Garcia, Brian	5	17	24	-7	0	7	-1.4

Passing	C-A-I	Yds	TD	Long	Sack
Garcia, Brian	7-15-1	82	1	28	1

Receiving	No.	Yards	TD	Long
Mason, Andrew	2	38	1	28
Briningstool	2	18	0	14
Johnston, Ross	2	16	0	12
Craig, Shane	1	10	0	10

Punting	No.	Yds	Avg	Long	In20	TB
Akers, Luke	3	119	39.7	45	2	0

Punt Returns	No.	Yards	TD	Long

Kick Returns	No.	Yards	TD	Long
Andrews, Trevor	4	43	0	14
Smitherman, Jt	2	28	0	19

Tackles	UA-A	Total	Sacks	TFL
Colson, E.	4-4	6.0	0.0	0.0
Grimes, Reggie	4-4	6.0	0.0	0.5
Barton, Graham	4-1	4.5	0.0	0.5
Dawson, Myles	2-5	4.5	0.0	0.0

Maryville

Rushing	No.	Gain	Loss	Net	TD	Lg	Avg
Hodge, Travonis	17	118	6	112	2	26	6.6
Chambers, Cade	10	76	0	76	2	33	7.6
McGill, Parker	6	9	0	9	0	2	1.5
Davis, Albert	1	6	0	6	0	6	6.0

Passing	C-A-I	Yds	TD	Long	Sack
Chambers, Cade	12-16-0	162	2	69	0

Receiving	No.	Yards	TD	Long
Davis, Albert	6	114	1	69
Hodge, Travonis	4	29	0	14
Maples, Ashton	2	19	1	11

Punting	No.	Yds	Avg	Long	In20	TB
Sloan, Brody	1	44	44.0	44	1	0

Punt Returns	No.	Yards	TD	Long

Kick Returns	No.	Yards	TD	Long
Davis, Albert	1	26	0	26

Tackles	UA-A	Total	Sacks	TFL
Orren, Seth	4-3	5.5	0.0	0.0
Shelton, Mason	4-2	5.0	1.0	1.0
Jett, Jackson	3-1	3.5	0.0	0.0
Burchfield, Lou	2-2	3.0	0.0	1.0

Qtr	Time	Scoring Play	V-H
1st	10:08	MARYVL - Hodge, Travonis 1 yd run (Price, Corbin kick), 6-80 1:57	0 - 7
	05:15	MARYVL - Chambers, Cade 1 yd run (Price, Corbin kick), 3-6 1:34	0 - 14
	01:48	RVNWOOD - Mason, Andrew 28 yd pass from Garcia, Brian (Akers, Luke kick), 7-61 3:23	7 - 14
2nd	07:20	MARYVL - Maples, Ashton 11 yd pass from Chambers, Cade (Price, Corbin kick), 12-70 6:26	7 - 21
	00:24	MARYVL - Chambers, Cade 33 yd run (Price, Corbin kick), 13-86 4:20	7 - 28
3rd	05:24	MARYVL - Hodge, Travonis 26 yd run (Price, Corbin kick failed), 8-76 3:28	7 - 34
	02:50	MARYVL - Davis, Albert 9 yd pass from Chambers, Cade (Davis, Albert pass from Chambers, Cade), 5-39 3:01	7 - 42

Play-by-Play Summary (4th quarter)
Ravenwood vs Maryville (Dec. 7, 2019 at Cookeville, Tenn.)

1-10	Maryvl 19	Start of 4th quarter, clock 12:00.	
1-10	Maryvl 19	Chambers, Cade pass complete to Shiver, Tanner for 10 yards to the MARYVL29, 1ST DOWN MARYVL (Fisher, Jackson).	P20
1-10	Maryvl 29	Sloan, Brody rush for 2 yards to the MARYVL31 (Fisher, Jackson).	
2-8	Maryvl 31	McGill, Parker rush for loss of 4 yards to the MARYVL27 (Smith, Jordan).	
3-12	Maryvl 27	Chambers, Cade pass incomplete to Maples, Ashton.	
4-12	Maryvl 27	Sloan, Brody punt 32 yards to the RVNWOOD41, out-of-bounds.	

4 plays, 8 yards, 3:03

RAVENWOOD drive start at 08:57.

1-10	Rvnwood 41	Garcia, Brian sacked for loss of 18 yards to the RVNWOOD23 (Shelton, Mason), PENALTY RVNWOOD intentional grounding (Garcia, Brian) 5 yards to the RVNWOOD18.	
2-33	Rvnwood 18	2nd and 33.	
2-33	Rvnwood 18	Garcia, Brian pass complete to Craig, Shane for 35 yards to the MARYVL47, 1ST DOWN RVNWOOD (Rouse, Caleb), PENALTY MARYVL personal foul (Shelton, Mason) 15 yards to the MARYVL32, 1ST DOWN RVNWOOD.	X9
1-10	Maryvl 32	1st and 10.	
1-10	Maryvl 32	Grimes, Reggie rush for 15 yards to the MARYVL17, 1ST DOWN RVNWOOD (Shelton, Mason).	R10
1-10	Maryvl 17	Timeout Maryville, clock 05:13.	
1-10	Maryvl 17	Garcia, Brian pass incomplete to Briningstool (Brooks, Matthew).	
2-10	Maryvl 17	2nd and 10.	
2-10	Maryvl 17	Garcia, Brian rush for 12 yards to the MARYVL5, 1ST DOWN RVNWOOD.	R11
1-G	Maryvl 05	Garcia, Brian pass incomplete to Craig, Shane.	
2-G	Maryvl 05	Garcia, Brian pass incomplete to Briningstool.	
3-G	Maryvl 05	Garcia, Brian rush for 5 yards to the MARYVL0, TOUCHDOWN, clock 02:22.	
1-G	Maryvl 03	Akers, Luke kick attempt good.	

Maryville 42, Ravenwood 14

8 plays, 59 yards, 6:37

Akers, Luke kickoff 12 yards to the MARYVL48, on-side kick, recovered by MARYVL Ward, Sean on MARYVL48.

MARYVILLE drive start at 02:20.

1-10	Maryvl 48	McGill, Parker rush for 6 yards to the RVNWOOD46 (Smith, Jordan).	
2-4	Rvnwood 46	Phillips, J. rush for loss of 3 yards to the RVNWOOD49, fumble by Phillips, J. recovered by RVNWOOD Davis, Richard at RVNWOOD47.	

2 plays, 5 yards, 0:50

RAVENWOOD drive start at 01:30.

1-10	Rvnwood 47	Garcia, Brian pass complete to Briningstool for 12 yards to the MARYVL41, 1ST DOWN RVNWOOD (Garner, Brock).	P12
1-10	Maryvl 41	Garcia, Brian pass incomplete to Briningstool.	
2-10	Maryvl 41	Garcia, Brian pass complete to Mason, Andrew for 6 yards to the MARYVL35 (Cox, Michael).	
3-4	Maryvl 35	Timeout Ravenwood, clock 00:47.	
3-4	Maryvl 35	Garcia, Brian pass incomplete to Craig, Shane.	
4-4	Maryvl 35	Garcia, Brian pass complete to Briningstool for 14 yards to the MARYVL21, 1ST DOWN RVNWOOD (Cox, Michael).	P13
1-10	Maryvl 21	Garcia, Brian pass complete to Briningstool for 21 yards to the MARYVL0, 1ST DOWN RVNWOOD, TOUCHDOWN, clock 00:27.	P14
1-G	Maryvl 03	Akers, Luke kick attempt good.	

Maryville 42, Ravenwood 21

1-G	Rvnwood 40	Timeout Ravenwood, clock 00:27.	

6 plays, 53 yards, 1:05

Akers, Luke kickoff 11 yards to the MARYVL49, on-side kick, recovered by MARYVL Orren, Seth on MARYVL49.

MARYVILLE drive start at 00:25.

1-10	Maryvl 49	TEAM rush for loss of 5 yards to the MARYVL44. End of game, clock 00:00.	

1 play, minus 5 yards, 0:25

FINAL SCORE: Maryville 42, Ravenwood 21

		Time	1st Downs				Conversions				
Quarter Summary	Score	Poss	R	P	X	T	3rd	4th	Rushing	Passing	Penalties
Ravenwood	14	07:42	2	4	1	7	1-2	1-1	4-14	5-10-0-88	1-5
Maryville	0	04:18	0	1	0	1	0-1	0-0	5-(-2)	1-2-0-10	1-15

Quickie Statistics (4th quarter)
Ravenwood vs Maryville (Dec. 7, 2019 at Cookeville, Tenn.)

	RVNWOOD	MARYVL
Score	21	42
FIRST DOWNS	14	20
RUSHES-YARDS (NET)	23-42	39-201
PASSING YDS (NET)	170	172
Passes Att-Comp-Int	25-12-1	18-13-0
TOTAL OFFENSE PLAYS-YARDS	48-212	57-373
Fumble Returns-Yards	0-0	0-0
Punt Returns-Yards	0-0	0-0
Kickoff Returns-Yards	6-71	1-26
Interception Returns-Yards	0-0	1-0
Punts (Number-Avg)	3-39.7	2-38.0
Fumbles-Lost	2-2	1-1
Penalties-Yards	7-46	3-40
Possession Time	21:18	26:37
Third-Down Conversions	3 of 9	9 of 12
Fourth-Down Conversions	2 of 2	1 of 1

Ravenwood

Rushing	No.	Gain	Loss	Net	TD	Lg	Avg
Rice, Antonio	9	34	2	32	0	13	3.6
Grimes, Reggie	2	19	0	19	0	15	9.5
Pace, Connor	4	2	3	-1	0	1	-0.2
Garcia, Brian	8	34	42	-8	1	12	-1.0

Passing	C-A-I	Yds	TD	Long	Sack
Garcia, Brian	12-25-1	170	2	35	2

Receiving	No.	Yards	TD	Long
Briningstool	5	65	1	21
Mason, Andrew	3	44	1	28
Craig, Shane	2	45	0	35
Johnston, Ross	2	16	0	12

Punting	No.	Yds	Avg	Long	In20	TB
Akers, Luke	3	119	39.7	45	2	0

Punt Returns	No.	Yards	TD	Long

Kick Returns	No.	Yards	TD	Long
Andrews, Trevor	4	43	0	14
Smitherman, Jt	2	28	0	19

Tackles	UA-A	Total	Sacks	TFL
Colson, E.	4-4	6.0	0.0	0.0
Grimes, Reggie	4-4	6.0	0.0	0.5
Smith, Jordan	4-2	5.0	0.0	1.5
Barton, Graham	4-1	4.5	0.0	0.5

Maryville

Rushing	No.	Gain	Loss	Net	TD	Lg	Avg
Hodge, Travonis	17	118	6	112	2	26	6.6
Chambers, Cade	10	76	0	76	2	33	7.6
McGill, Parker	8	15	4	11	0	6	1.4
Davis, Albert	1	6	0	6	0	6	6.0

Passing	C-A-I	Yds	TD	Long	Sack
Chambers, Cade	13-18-0	172	2	69	0

Receiving	No.	Yards	TD	Long
Davis, Albert	6	114	1	69
Hodge, Travonis	4	29	0	14
Maples, Ashton	2	19	1	11
Shiver, Tanner	1	10	0	10

Punting	No.	Yds	Avg	Long	In20	TB
Sloan, Brody	2	76	38.0	44	1	0

Punt Returns	No.	Yards	TD	Long

Kick Returns	No.	Yards	TD	Long
Davis, Albert	1	26	0	26

Tackles	UA-A	Total	Sacks	TFL
Shelton, Mason	6-2	7.0	2.0	2.0
Orren, Seth	4-3	5.5	0.0	0.0
Jett, Jackson	3-1	3.5	0.0	0.0
Burchfield, Lou	2-2	3.0	0.0	1.0

Qtr	Time	Scoring Play	V-H
1st	10:08	MARYVL - Hodge, Travonis 1 yd run (Price, Corbin kick), 6-80 1:57	0 - 7
	05:15	MARYVL - Chambers, Cade 1 yd run (Price, Corbin kick), 3-6 1:34	0 - 14
	01:48	RVNWOOD - Mason, Andrew 28 yd pass from Garcia, Brian (Akers, Luke kick), 7-61 3:23	7 - 14
2nd	07:20	MARYVL - Maples, Ashton 11 yd pass from Chambers, Cade (Price, Corbin kick), 12-70 6:26	7 - 21
	00:24	MARYVL - Chambers, Cade 33 yd run (Price, Corbin kick), 13-86 4:20	7 - 28
3rd	05:24	MARYVL - Hodge, Travonis 26 yd run (Price, Corbin kick failed), 8-76 3:28	7 - 34
	02:50	MARYVL - Davis, Albert 9 yd pass from Chambers, Cade (Davis, Albert pass from Chambers, Cade), 5-39 3:01	7 - 42
4th	02:22	RVNWOOD - Garcia, Brian 5 yd run (Akers, Luke kick), 8-59 6:37	14 - 42
	00:27	RVNWOOD - Briningstool 21 yd pass from Garcia, Brian (Akers, Luke kick), 6-53 1:05	21 - 42

2018 Class 6A State Football Playoffs

November 2 - November 29, 2018

First Round

R1 #1	Farragut (9-1)	49	**Game 101** Fri. Nov. 2 7 PM
R2 #4	Cleveland (4-5)	24	
R2 #2	Ooltewah (8-2)	35	**Game 102** Fri. Nov. 2 7 PM
R1 #3	Hardin Valley (6-4)	28	
R2 #3	Bradley Central (7-3)	21	**Game 103** Fri. Nov. 2 7 PM
R1 #2	Science Hill (5-5)	24	
R1 #4	Bearden (8-2)	7	**Game 104** Fri. Nov. 2 7 PM
R2 #1	Maryville (9-1)	28	
R3 #1	Oakland (9-1)	49	**Game 105** Fri. Nov. 2 7 PM
R4 #4	Rossview (6-4)	10	
R4 #2	Hendersonville (7-3)	23	**Game 106** Fri. Nov. 2 7 PM
R3 #3	Riverdale (5-5)	14	
R4 #3	Lebanon (8-2)	7	**Game 107** Fri. Nov. 2 7 PM
R3 #2	Blackman (9-1)	44	
R3 #4	Cookeville (5-5)	7	**Game 108** Fri. Nov. 2 7 PM
R4 #1	Mt. Juliet (10-0)	42	
R5 #1	Cane Ridge (10-0)	41	**Game 109** Fri. Nov. 2 7 PM
R6 #4	Franklin (6-4)	6	
R6 #2	Ravenwood (8-2)	H	**Game 110** Fri. Nov. 2 7 PM
R5 #3	Bye		
R6 #3	Independence (5-5)	33	**Game 111** Fri. Nov. 2 7 PM
R5 #2	Smyrna (7-3)	14	
R5 #4	McGavock (3-7)	11	**Game 112** Fri. Nov. 2 7 PM
R6 #1	Brentwood (8-2)	31	
R7 #1	Houston (9-1)	34	**Game 113** Fri. Nov. 2 7 PM
R8 #4	White Station (3-7)	19	
R8 #2	Whitehaven (7-3)	40	**Game 114** Fri. Nov. 2 7 PM
R7 #3	Collierville (5-5)	7	
R8 #3	Memphis Central (7-2)	21	**Game 115** Fri. Nov. 2 7 PM
R7 #2	Cordova (7-3)	20	
R7 #4	Arlington (5-5)	14	**Game 116** Fri. Nov. 2 7 PM
R8 #1	Germantown (10-0)	51	

Second Round

Farragut	49	**Game 201** Fri. Nov. 9 7 PM
Ooltewah	14	
Science Hill	7	**Game 202** Fri. Nov. 9 7 PM
Maryville	42	
Oakland	28	**Game 203** Fri. Nov. 9 7 PM
Hendersonville	0	
Blackman	14	**Game 204** Fri. Nov. 9 7 PM
Mt. Juliet	35	
Cane Ridge	36	**Game 205** Fri. Nov. 9 7 PM
Ravenwood	43	
Independence	24	**Game 206** Fri. Nov. 9 7 PM
Brentwood	27	
Houston	27	**Game 207** Fri. Nov. 9 7 PM
Whitehaven	31	
Memphis Central	19	**Game 208** Fri. Nov. 9 7 PM
Germantown	24	

Quarterfinals

Farragut	10	**Game 301** Fri. Nov. 16 7 PM
Maryville	26	
Oakland	14	**Game 302** Fri. Nov. 16 7 PM
Mt. Juliet	7	
Ravenwood	47	**Game 303** Fri. Nov. 16 7 PM
Brentwood	24	
Whitehaven	14	**Game 304** Fri. Nov. 16 7 PM
Germantown	0	

Semifinals

Maryville	0	**Game 401** Fri. Nov. 23 7 PM
Oakland	38	
Ravenwood	24	**Game 402** Fri. Nov. 23 7 PM
Whitehaven	43	

Championship

Oakland	37	**Game 501** Thu. Nov. 29 7 PM TN Tech Univ.
Whitehaven	0	

Oakland

STATE CHAMPION

Notes:

All times are local time. In the first and second rounds the higher seeded team shall be the host school. In the third round and semifinals in even-numbered years the bottom team in each bracket shall be the host team. If two teams from the same region meet in the third round, the team seeded higher in the region standings shall host.

2017 Class 6A State Football Playoffs

November 3 - December 1, 2017

First Round

R1 #1	Dobyns Bennett (7-3)	30	**Game 101** Fri. Nov. 3 7 PM
R2 #4	Ooltewah (5-5)	7	
R2 #2	Bradley Central (8-2)	41	**Game 102** Fri. Nov. 3 7 PM
R1 #3	Science Hill (7-3)	34	
R2 #3	Cleveland (7-3)	28	**Game 103** Fri. Nov. 3 7 PM
R1 #2	Farragut (8-2)	42	
R1 #4	Bearden (6-4)	0	**Game 104** Fri. Nov. 3 7 PM
R2 #1	Maryville (9-1)	28	
R3 #1	Oakland (10-0)	42	**Game 105** Fri. Nov. 3 7 PM
R4 #4	Lebanon (5-5)	6	
R4 #2	Hendersonville (6-4)	7	**Game 106** Fri. Nov. 3 7 PM
R3 #3	Blackman (8-2)	38	
R4 #3	Rossview (6-4)	13	**Game 107** Fri. Nov. 3 7 PM
R3 #2	Cookeville (8-2)	21	
R3 #4	Riverdale (8-2)	20	**Game 108** Fri. Nov. 3 7 PM
R4 #1	Mt. Juliet (10-0)	14	
R5 #1	Cane Ridge (9-1)	42	**Game 109** Fri. Nov. 3 7 PM
R6 #4	Centennial (4-6)	21	
R6 #2	Brentwood (9-1)	36	**Game 110** Fri. Nov. 3 7 PM
R5 #3	McGavock (5-5)	7	
R6 #3	Independence (5-5)	14	**Game 111** Fri. Nov. 3 7 PM
R5 #2	Smyrna (7-3)	13	
R5 #4	LaVergne (4-6)	14	**Game 112** Fri. Nov. 3 7 PM
R6 #1	Ravenwood (8-2)	44	
R7 #1	Cordova (8-2)	40	**Game 113** Fri. Nov. 3 7 PM
R8 #4	Memphis Central (4-5)	41	
R8 #2	Whitehaven (8-2)	26	**Game 114** Fri. Nov. 3 7 PM
R7 #3	Collierville (6-4)	23	
R8 #3	White Station (3-7)	29	**Game 115** Fri. Nov. 3 7 PM
R7 #2	Arlington (7-3)	28	
R7 #4	Houston (6-4)	10	**Game 116** Fri. Nov. 3 7 PM
R8 #1	Germantown (10-0)	42	

Second Round

Dobyns Bennett	27	**Game 201** Fri. Nov. 10 7 PM
Bradley Central	33	
Farragut	6	**Game 202** Fri. Nov. 10 7 PM
Maryville	38	
Oakland	22	**Game 203** Fri. Nov. 10 7 PM
Blackman	0	
Cookeville	56	**Game 204** Fri. Nov. 10 7 PM
Riverdale	17	
Cane Ridge	28	**Game 205** Fri. Nov. 10 7 PM
Brentwood	13	
Independence	7	**Game 206** Fri. Nov. 10 7 PM
Ravenwood	34	
Memphis Central	0	**Game 207** Fri. Nov. 10 7 PM
Whitehaven	35	
White Station	17	**Game 208** Fri. Nov. 10 7 PM
Germantown	14	

Quarterfinals

Bradley Central	10	**Game 301** Fri. Nov. 17 7 PM
Maryville	45	
Oakland	43	**Game 302** Fri. Nov. 17 7 PM
Cookeville	0	
Cane Ridge	21	**Game 303** Fri. Nov. 17 7 PM
Ravenwood	18	
Whitehaven	41	**Game 304** Fri. Nov. 17 7 PM
White Station	20	

Semifinals

Maryville	31	**Game 401** Fri. Nov. 24 7 PM
Oakland	28	
Cane Ridge	14	**Game 402** Fri. Nov. 24 7 PM
Whitehaven	7	

Championship

Maryville	42	**Game 501** Fri. Dec. 1 7 PM TN Tech Univ.
Cane Ridge	7	

Maryville

STATE CHAMPION

Notes:

All times are local time. In the first and second rounds the higher seeded team shall be the host school. In the third round and semifinals in odd-numbered years the top team in each bracket shall be the host team. If two teams from the same region meet in the third round, the team seeded higher in the region standings shall host.

Scoring Summary (Final)
The Automated ScoreBook
Cane Ridge vs Maryville (Dec. 1, 2017 at Cookeville, Tenn.)

Cane Ridge (13-2) vs. Maryville (14-1)
Date: Dec. 1, 2017 • Site: Cookeville, Tenn. • Stadium: Tucker Stadium
Attendance:

Score by Quarters	1	2	3	4	Total
Cane Ridge	0	0	0	7	7
Maryville	7	21	7	7	42

Qtr	Time	Scoring Play	V-H
1st	06:45	MARYVL - Brown, Byron 77 yd interception return (Cone, Jack kick)	0 - 7
2nd	10:28	MARYVL - Hodge, Travonis 2 yd run (Cone, Jack kick), 12-84 3:48	0 - 14
	04:31	MARYVL - Parris, Trace 2 yd run (Cone, Jack kick), 12-59 5:02	0 - 21
	03:57	MARYVL - Buchanan, M. 7 yd fumble recovery (Cone, Jack kick)	0 - 28
3rd	08:57	MARYVL - Watson, Blake 18 yd pass from Hopkins, Dylan (Cone, Jack kick), 6-43 3:03	0 - 35
4th	05:56	MARYVL - Teffeteller, B. 1 yd run (Cone, Jack kick), 13-92 8:07	0 - 42
	00:36	CANERDG - Mccray, Jared 15 yd pass from Andrews, Korey (Ramirez, Erick kick), 11-80 5:20	7 - 42

Kickoff time: 7:07 pm • End of Game: 9:21 pm • Total elapsed time: 2:14
Officials: Referee: Eric Ward; Umpire: Jimmie Bryant; Linesman: Mike Blackwood;
Line judge: Jeff Murphy; Back judge: Forrest Jones; Field judge: DarrellBlaylock;
Side judge: James Summers; Center judge: FaulknerHarrell;
Temperature: 42 • Wind: S 1 • Weather: Cloudy
Offensive MVP: Dylan Hopkins, Maryville
Defensive MVP: Byron Brown, Maryville

Team Statistics (Final)
The Automated ScoreBook
Cane Ridge vs Maryville (Dec. 1, 2017 at Cookeville, Tenn.)

	CANERDG	MARYVL
FIRST DOWNS	12	22
Rushing	6	14
Passing	6	8
Penalty	0	0
NET YARDS RUSHING	118	233
Rushing Attempts	25	41
Average Per Rush	4.7	5.7
Rushing Touchdowns	0	3
Yards Gained Rushing	134	236
Yards Lost Rushing	16	3
NET YARDS PASSING	107	136
Completions-Attempts-Int	12-26-2	12-19-0
Average Per Attempt	4.1	7.2
Average Per Completion	8.9	11.3
Passing Touchdowns	1	1
TOTAL OFFENSE YARDS	225	369
Total offense plays	51	60
Average Gain Per Play	4.4	6.2
Fumbles: Number-Lost	1-1	2-1
Penalties: Number-Yards	7-40	2-20
PUNTS-YARDS	4-175	1-23
Average Yards Per Punt	43.8	23.0
Net Yards Per Punt	43.8	23.0
Inside 20	1	0
50+ Yards	1	0
Touchbacks	0	0
Fair catch	0	0
KICKOFFS-YARDS	1-43	7-401
Average Yards Per Kickoff	43.0	57.3
Net Yards Per Kickoff	3.0	38.0
Touchbacks	0	3
Punt returns: Number-Yards-TD	0-0-0	1-0-0
Average Per Return	0.0	0.0
Kickoff returns: Number-Yds-TD	4-75-0	1-40-0
Average Per Return	18.8	40.0
Interceptions: Number-Yds-TD	0-0-0	2-77-1
Fumble Returns: Number-Yds-TD	0-0-0	1-7-1
Miscellaneous Yards	0	0
Possession Time	23:12	24:48
1st Quarter	6:36	5:24
2nd Quarter	4:22	7:38
3rd Quarter	6:54	5:06
4th Quarter	5:20	6:40
Third-Down Conversions	3 of 10	5 of 9
Fourth-Down Conversions	1 of 3	2 of 3
Red-Zone Scores-Chances	1-1	4-5
Touchdowns	1-1	4-5
Field goals	0-1	0-5
Sacks By: Number-Yards	0-0	0-0
PAT Kicks	1-1	6-6
Field Goals	0-0	0-0
Points off turnovers	0	21

Individual Statistics (Final)
The Automated ScoreBook
Cane Ridge vs Maryville (Dec. 1, 2017 at Cookeville, Tenn.)

Cane Ridge

Rushing	No.	Gain	Loss	Net	TD	Lg	Avg
Starling, Devon	20	122	6	116	0	15	5.8
Mccray, Jarad	1	2	0	2	0	2	2.0
Andrews, Korey	4	10	10	0	0	6	0.0
Totals	25	134	16	118	0	15	4.7

Passing	C-A-I	Yds	TD	Long	Sack
Andrews, Korey	12-26-2	107	1	24	0
Totals	12-26-2	107	1	24	0

Receiving	No.	Yards	TD	Long
Mccray, Jared	8	74	1	24
Mccray, Jarad	2	22	0	12
Reese, Iv, J.	1	9	0	9
Starling, Devon	1	2	0	2
Totals	12	107	1	24

Punting	No.	Yds	Avg	Long	In20	TB
Chisom, T.	4	175	43.8	58	1	0
Totals	4	175	43.8	58	1	0

	Punt			Kickoff			Intercept		
Returns	No	Yds	Lg	No	Yds	Lg	No	Yds	Lg
Mccray, Jarad	0	0	0	3	57	23	0	0	0
Starling, Devon	0	0	0	1	18	18	0	0	0
Totals	0	0	0	4	75	23	0	0	0

Field goals	Qtr	Time	Dist	Result

Kickoffs	No.	Yards	Avg	TB	OB
Ramirez, Erick	1	43	43.0	0	0

All-purpose	Run	Rcv	KR	PR	IR	Total
Starling, Devon	116	2	18	0	0	136
Mccray, Jarad	2	22	57	0	0	81
Mccray, Jared	0	74	0	0	0	74
Reese, Iv, J.	0	9	0	0	0	9

Maryville

Rushing	No.	Gain	Loss	Net	TD	Lg	Avg
Hopkins, Dylan	8	90	0	90	0	25	11.2
Hodge, Travonis	12	70	0	70	1	14	5.8
Cobb, Isaiah	11	49	3	46	0	12	4.2
Teffeteller, B.	4	8	0	8	1	3	2.0
Chambers, Cade	1	8	0	8	0	8	8.0
Parris, Trace	4	7	0	7	1	3	1.8
Davis, A.J.	1	4	0	4	0	4	4.0
Totals	41	236	3	233	3	25	5.7

Passing	C-A-I	Yds	TD	Long	Sack
Hopkins, Dylan	11-18-0	121	1	18	0
Grubbs, Cole	1-1-0	15	0	15	0
Totals	12-19-0	136	1	18	0

Receiving	No.	Yards	TD	Long
Watson, Blake	3	43	1	18
Hodge, Travonis	3	29	0	13
Markham, C.	2	28	0	11
White, Will	1	15	0	15
Cobb, Isaiah	1	10	0	10
Brown, Byron	1	7	0	7
Davis, A.J.	1	4	0	3
Totals	12	136	1	18

Punting	No.	Yds	Avg	Long	In20	TB
Parris, Trace	1	23	23.0	23	0	0
Totals	1	23	23.0	23	0	0

	Punt			Kickoff			Intercept		
Returns	No	Yds	Lg	No	Yds	Lg	No	Yds	Lg
Davis, A.J.	1	0	0	0	0	0	0	0	0
Hodge, Travonis	0	0	0	1	40	40	0	0	0
Brown, Byron	0	0	0	0	0	0	1	77	77
Orren, Will	0	0	0	0	0	0	1	0	0
Totals	1	0	0	1	40	40	2	77	77

Field goals	Qtr	Time	Dist	Result

Kickoffs	No.	Yards	Avg	TB	OB
Clearman, Jake	7	401	57.3	3	0

All-purpose	Run	Rcv	KR	PR	IR	Total
Hodge, Travonis	70	29	40	0	0	139
Hopkins, Dylan	90	0	0	0	0	90
Brown, Byron	0	7	0	0	77	84
Cobb, Isaiah	46	10	0	0	0	56

FUMBLES: Cane Ridge-Andrews, Korey 1-1. Maryville-Markham, C. 1-1; Davis, A.J. 1-0.

Defensive Statistics (Final)
The Automated ScoreBook
Cane Ridge vs Maryville (Dec. 1, 2017 at Cookeville, Tenn.)

#	Cane Ridge	Solo	Ast	Total	Sacks-Yds	TFL-Yds	FF	FR-Yds	Int-Yds	BrUp	Blks	QBH
11	Bryant, Jahsun	8	7	15	-	-	-	1-0	-	-	-	1
7	Mccray, Jarad	5	3	8	-	0.5-2	1	-	-	-	-	-
99	Kabelu, Joy	2	5	7	-	-	-	-	-	-	-	1
28	Tate, Jayden	1	6	7	-	0.5-1	-	-	-	-	-	-
33	Johnson, Jr, D.	3	3	6	-	-	-	-	-	-	-	1
6	Mccray, Jared	5	0	5	-	-	-	-	-	-	-	-
10	Chisom, T.	1	4	5	-	-	-	-	-	-	-	-
1	Reese, Iv, J.	3	0	3	-	-	1	-	-	-	-	-
17	Burleson, R.	1	2	3	-	-	-	-	-	-	-	2
64	Carpenter, John	0	3	3	-	-	-	-	-	-	-	-
20	Malone, Antonio	0	3	3	-	-	-	-	-	-	-	-
45	Mason, Miles	1	1	2	-	-	-	-	-	-	-	-
74	Fowler, Z.	0	2	2	-	-	-	-	-	-	-	-
2	Barnes, Quenton	1	0	1	-	-	-	-	-	-	-	-
8	Gibson, Dajeun	0	1	1	-	-	-	-	-	-	-	-
	Totals	31	40	71	0.0-0	1.0-3	2	1-0	0-0	0	0	5

#	Maryville	Solo	Ast	Total	Sacks-Yds	TFL-Yds	FF	FR-Yds	Int-Yds	BrUp	Blks	QBH
23	Smith, Tommy	6	1	7	-	1.0-3	-	-	-	2	-	-
26	Orren, Seth	6	0	6	-	-	-	-	-	-	-	-
56	Gennoe, Riley	2	2	4	-	0.5-0	-	-	-	-	-	-
83	Brown, Byron	1	2	3	-	-	-	-	1-77	-	-	-
28	Humphreys, Noah	1	2	3	-	-	-	-	-	-	-	-
31	Mohr, Anthony	2	0	2	-	-	-	-	-	-	-	-
4	Orren, Will	1	1	2	-	-	-	-	1-0	1	-	-
25	Walker, Luke	1	1	2	-	-	-	-	-	-	-	-
6	Jones, Michael	1	1	2	-	-	-	-	-	-	-	-
43	Shelton, Mason	1	1	2	-	-	-	-	-	-	-	-
11	Shore, Spencer	1	1	2	-	1.5-3	-	-	-	-	-	-
76	Walker, Matthew	1	1	2	-	-	-	-	-	-	-	-
30	Harris, Carter	1	0	1	-	-	-	-	-	-	-	-
29	Myers, Will	1	0	1	-	-	-	-	-	-	-	-
90	Clearman, Jake	1	0	1	-	-	-	-	-	-	-	-
17	Sloan, Brody	1	0	1	-	-	-	-	-	-	-	-
87	Justice, Logan	1	0	1	-	1.0-1	-	-	-	-	-	-
33	Buchanan, M.	0	1	1	-	-	-	1-7	-	-	-	-
14	Gibril, A.	0	1	1	-	-	-	-	-	-	-	-
5	Kimble, DaVon	0	1	1	-	-	-	-	-	-	-	-
82	Everett, G.	0	0	0	-	-	-	-	-	-	-	1
65	Brooks, Tyler	0	0	0	-	-	-	-	-	-	-	2
	Totals	29	16	45	0.0-0	4.0-7	0	1-7	2-77	3	0	3

Drive Chart (By Team) (Final)
The Automated ScoreBook
Cane Ridge vs Maryville (Dec. 1, 2017 at Cookeville, Tenn.)

		Drive Started			Drive Ended			Consumed	
Team	Qtr	Spot	Time	Obtained	Spot	Time	How lost	Pl - Yds	TOP
CANERD	1st	C26	12:00	Kickoff	C21	10:54	Punt	3 - (5)	1:06
CANERD		C43	09:21	Punt	M31	06:45	Interception	5 - 26	2:36
CANERD		C21	06:45	Kickoff	C24	05:39	Punt	3 - 3	1:06
CANERD		C20	04:04	Fumble	C26	02:16	Punt	3 - 6	1:48
CANERD	2nd	C20	10:28	Kickoff	C21	09:33	Punt	3 - 1	0:55
CANERD		C24	04:31	Kickoff	C07	03:57	Fumble	2 - (17)	0:34
CANERD		C20	03:57	Kickoff	M35	01:04	Downs	9 - 45	2:53
CANERD		C42	00:00	Downs	C42	00:00	End of half	0 - 0	0:00
CANERD	3rd	C23	08:57	Kickoff	M21	02:03	Interception	12 - 56	6:54
CANERD	4th	C20	05:56	Kickoff	M00	00:36	*TOUCHDOWN	11 - 80	5:20 .

Cane Ridge	1st Qtr	2nd Qtr	3rd Qtr	4th Qtr	1st Half	2nd Half	Total
Time of possession	06:36	04:22	06:54	05:20	10:58	12:14	23:12
3rd down conversions	0-3	1-3	1-2	1-2	1-6	2-4	3-10
Average field position	C27	C21	C23	C20	C24	C21	C24
4th down conversions	0-0	0-1	0-1	1-1	0-1	1-2	1-3

		Drive Started			Drive Ended			Consumed	
Team	Qtr	Spot	Time	Obtained	Spot	Time	How lost	Pl - Yds	TOP
MARYVL	1st	M39	10:54	Punt	M34	09:21	Punt	5 - (5)	1:33
MARYVL		C00	06:45	Interception	C00	06:45	*TOUCHDOWN	0 - 0	0:00
MARYVL		M37	05:39	Punt	C00	04:04	Fumble	6 - 63	1:35 .
MARYVL		M16	02:16	Punt	C00	10:28	*TOUCHDOWN	12 - 84	3:48 .
MARYVL	2nd	M41	09:33	Punt	C00	04:31	*TOUCHDOWN	12 - 59	5:02 .
MARYVL		C07	03:57	Fumble	C07	03:57	*TOUCHDOWN	0 - 0	0:00
MARYVL		M35	01:04	Downs	C42	00:00	Downs	6 - 23	1:04
MARYVL	3rd	C43	12:00	Kickoff	C00	08:57	*TOUCHDOWN	6 - 43	3:03 .
MARYVL		M08	02:03	Interception	C00	05:56	*TOUCHDOWN	13 - 92	8:07 .
MARYVL	4th	C48	00:36	Kickoff	C48	00:00	End of half	0 - 0	0:36

Maryville	1st Qtr	2nd Qtr	3rd Qtr	4th Qtr	1st Half	2nd Half	Total
Time of possession	05:24	07:38	05:06	06:40	13:02	11:46	24:48
3rd down conversions	0-1	4-5	0-1	1-2	4-6	1-3	5-9
Average field position	M30	M38	M32	C48	M33	M39	M35
4th down conversions	0-0	0-1	1-1	1-1	0-1	2-2	2-3

Drive Chart (By Quarter) (Final)
The Automated ScoreBook
Cane Ridge vs Maryville (Dec. 1, 2017 at Cookeville, Tenn.)

		Drive Started			Drive Ended			Consumed	
Team	Qtr	Spot	Time	Obtained	Spot	Time	How lost	Pl - Yds	TOP
CANERD	1st	C26	12:00	Kickoff	C21	10:54	Punt	3 - (5)	1:06
MARYVL		M39	10:54	Punt	M34	09:21	Punt	5 - (5)	1:33
CANERD		C43	09:21	Punt	M31	06:45	Interception	5 - 26	2:36
MARYVL		C00	06:45	Interception	C00	06:45	*TOUCHDOWN	0 - 0	0:00
CANERD		C21	06:45	Kickoff	C24	05:39	Punt	3 - 3	1:06
MARYVL		M37	05:39	Punt	C00	04:04	Fumble	6 - 63	1:35 .
CANERD		C20	04:04	Fumble	C26	02:16	Punt	3 - 6	1:48
MARYVL		M16	02:16	Punt	C00	10:28	*TOUCHDOWN	12 - 84	3:48 .
CANERD	2nd	C20	10:28	Kickoff	C21	09:33	Punt	3 - 1	0:55
MARYVL		M41	09:33	Punt	C00	04:31	*TOUCHDOWN	12 - 59	5:02 .
CANERD		C24	04:31	Kickoff	C07	03:57	Fumble	2 - (17)	0:34
MARYVL		C07	03:57	Fumble	C07	03:57	*TOUCHDOWN	0 - 0	0:00
CANERD		C20	03:57	Kickoff	M35	01:04	Downs	9 - 45	2:53
MARYVL		M35	01:04	Downs	C42	00:00	Downs	6 - 23	1:04
CANERD		C42	00:00	Downs	C42	00:00	End of half	0 - 0	0:00
MARYVL	3rd	C43	12:00	Kickoff	C00	08:57	*TOUCHDOWN	6 - 43	3:03 .
CANERD		C23	08:57	Kickoff	M21	02:03	Interception	12 - 56	6:54
MARYVL		M08	02:03	Interception	C00	05:56	*TOUCHDOWN	13 - 92	8:07 .
CANERD	4th	C20	05:56	Kickoff	M00	00:36	*TOUCHDOWN	11 - 80	5:20 .
MARYVL		C48	00:36	Kickoff	C48	00:00	End of half	0 - 0	0:36

Play-by-Play Summary (1st quarter)
Cane Ridge vs Maryville (Dec. 1, 2017 at Cookeville, Tenn.)

Captains: Maryville 8, 52, 2, 18; Cane Ridge 6, 33, 7, 11
Cane Ridge wins toss & elects to receive; Maryville defends south goal

1-10	Canerdg 40	MARYVL ball on MARYVL40.	
		Clearman, Jake kickoff 57 yards to the CANERDG3, Mccray, Jarad return 23 yards to the CANERDG26 (Clearman, Jake).	
1-10	Canerdg 26	PENALTY CANERDG false start (Reese, Michael) 5 yards to the CANERDG21.	
1-15	Canerdg 21	Starling, Devon rush for loss of 3 yards to the CANERDG18 (Smith, Tommy).	
2-18	Canerdg 18	Andrews, Korey pass complete to Mccray, Jared for 3 yards to the CANERDG21 (Brown, Byron).	
3-15	Canerdg 21	Andrews, Korey pass incomplete to Barnes, Quenton.	
4-15	Canerdg 21	Chisom, T. punt 40 yards to the MARYVL39, downed.	
		3 plays, minus 5 yards, 1:06	

MARYVILLE drive start at 10:54.

1-10	Maryvl 39	Hopkins, Dylan pass complete to Watson, Blake for 11 yards to the 50 yardline, 1ST DOWN MARYVL (Burleson, R.;Tate, Jayden).	P1

Sideline warning - Cane Ridge

1-10	Maryvl 50	Cobb, Isaiah rush for 2 yards to the CANERDG48 (Bryant, Jahsun;Carpenter, John).	
2-8	Canerdg 48	Cobb, Isaiah rush for loss of 3 yards to the MARYVL49 (Mccray, Jarad;Tate, Jayden), PENALTY MARYVL personal foul (Gann, Mason) 15 yards to the MARYVL34.	
2-26	Maryvl 34	2nd and 26.	
2-26	Maryvl 34	Hopkins, Dylan pass incomplete to Watson, Blake.	
3-26	Maryvl 34	Hopkins, Dylan pass incomplete to Davis, A.J..	
4-26	Maryvl 34	Parris, Trace punt 23 yards to the CANERDG43, downed.	
		5 plays, minus 5 yards, 1:33	

CANE RIDGE drive start at 09:21.

1-10	Canerdg 43	Starling, Devon rush for 7 yards to the 50 yardline (Kimble, DaVon;Buchanan, M.).	
2-3	Canerdg 50	PENALTY CANERDG false start (Reese, Michael) 5 yards to the CANERDG45.	
2-8	Canerdg 45	Andrews, Korey pass complete to Mccray, Jared for 8 yards to the MARYVL47, 1ST DOWN CANERDG (Smith, Tommy;Walker, Luke).	P1
1-10	Maryvl 47	Starling, Devon rush for 14 yards to the MARYVL33, 1ST DOWN CANERDG (Smith, Tommy).	R2
1-10	Maryvl 33	Mccray, Jarad rush for 2 yards to the MARYVL31 (Gennoe, Riley).	
2-8	Maryvl 31	Andrews, Korey pass intercepted by Brown, Byron at the MARYVL23, Brown, Byron return 77 yards to the CANERDG0, TOUCHDOWN, clock 06:45.	
		5 plays, 26 yards, 2:36	
1-G	Canerdg 03	Cone, Jack kick attempt good.	

Maryville 7, Cane Ridge 0

		Clearman, Jake kickoff 52 yards to the CANERDG8, Mccray, Jarad return 13 yards to the CANERDG21 (Myers, Will).	

CANE RIDGE drive start at 06:45.

1-10	Canerdg 21	Starling, Devon rush for loss of 2 yards to the CANERDG19 (Shore, Spencer).	
2-12	Canerdg 19	Starling, Devon rush for 3 yards to the CANERDG22, out-of-bounds.	
3-9	Canerdg 22	Andrews, Korey pass complete to Starling, Devon for 2 yards to the CANERDG24, out-of-bounds (Humphreys, Noah).	
4-7	Canerdg 24	Chisom, T. punt 39 yards to the MARYVL37, Davis, A.J. return 0 yards to the MARYVL37, out-of-bounds (Johnson, Jr, D.).	
		3 plays, 3 yards, 1:06	

MARYVILLE drive start at 05:39.

1-10	Maryvl 37	Hopkins, Dylan rush for 3 yards to the MARYVL40 (Chisom, T.;Fowler, Z.).	
2-7	Maryvl 40	Hopkins, Dylan pass complete to Markham, C. for 10 yards to the 50 yardline, 1ST DOWN MARYVL, out-of-bounds (Mccray, Jarad).	P2
1-10	Maryvl 50	Hopkins, Dylan pass complete to Cobb, Isaiah for 10 yards to the CANERDG40, 1ST DOWN MARYVL, out-of-bounds (Mccray, Jared).	P3
1-10	Canerdg 40	Hodge, Travonis rush for 9 yards to the CANERDG31 (Kabelu, Joy).	
2-1	Canerdg 31	Hopkins, Dylan pass complete to Hodge, Travonis for 13 yards to the CANERDG18, 1ST DOWN MARYVL (Reese, Iv, J.).	P4
1-10	Canerdg 18	Hopkins, Dylan pass complete to Markham, C. for 11 yards to the CANERDG7, fumble forced by Mccray, Jarad, fumble by Markham, C. recovered by CANERDG Bryant, Jahsun at CANERDG0, touchback.	
		6 plays, 63 yards, 1:35	

CANE RIDGE drive start at 04:04.

1-10	Canerdg 20	PENALTY CANERDG false start (Reese, Michael) 5 yards to the CANERDG15.	
1-15	Canerdg 15	Andrews, Korey pass complete to Mccray, Jared for loss of 1 yard to the CANERDG14 (Shore, Spencer;Gennoe, Riley).	
2-16	Canerdg 14	Starling, Devon rush for 12 yards to the CANERDG26 (Orren, Will).	
3-4	Canerdg 26	Andrews, Korey pass incomplete to Barnes, Quenton.	
4-4	Canerdg 26	Chisom, T. punt 58 yards to the MARYVL16, downed.	
		3 plays, 6 yards, 1:48	

MARYVILLE drive start at 02:16.
Sideline warning - Maryville

1-10	Maryvl 16	Cobb, Isaiah rush for 3 yards to the MARYVL19 (Reese, Iv, J.).	

Play-by-Play Summary (1st quarter)
Cane Ridge vs Maryville (Dec. 1, 2017 at Cookeville, Tenn.)

2-7	Maryvl 19	Hopkins, Dylan pass complete to Watson, Blake for 14 yards to the MARYVL33, 1ST DOWN MARYVL, out-of-bounds (Johnson, Jr, D.).	P5
1-10	Maryvl 33	Hopkins, Dylan pass complete to Brown, Byron for 7 yards to the MARYVL40 (Bryant, Jahsun).	
2-3	Maryvl 40	Cobb, Isaiah rush for 7 yards to the MARYVL47, 1ST DOWN MARYVL (Bryant, Jahsun;Carpenter, John).	R6
1-10	Maryvl 47	Cobb, Isaiah rush for 5 yards to the CANERDG48 (Fowler, Z.;Kabelu, Joy).	
2-5	Canerdg 48	Hodge, Travonis rush for 4 yards to the CANERDG44 (Mason, Miles).	

END OF 1st QUARTER: Maryville 7, Cane Ridge 0

		Time	1st Downs				Conversions				
Quarter Summary	Score	Poss	R	P	X	T	3rd	4th	Rushing	Passing	Penalties
Cane Ridge	0	06:36	1	1	0	2	0-3	0-0	7-33	4-7-1-12	3-15
Maryville	7	05:24	1	5	0	6	0-1	0-0	8-30	7-9-0-83	1-15

Quickie Statistics (1st quarter)
Cane Ridge vs Maryville (Dec. 1, 2017 at Cookeville, Tenn.)

	CANERDG	MARYVL
Score	0	7
FIRST DOWNS	2	6
RUSHES-YARDS (NET)	7-33	8-30
PASSING YDS (NET)	12	83
Passes Att-Comp-Int	7-4-1	9-7-0
TOTAL OFFENSE PLAYS-YARDS	14-45	17-113
Fumble Returns-Yards	0-0	0-0
Punt Returns-Yards	0-0	1-0
Kickoff Returns-Yards	2-36	0-0
Interception Returns-Yards	0-0	1-77
Punts (Number-Avg)	3-45.7	1-23.0
Fumbles-Lost	0-0	1-1
Penalties-Yards	3-15	1-15
Possession Time	06:36	05:24
Third-Down Conversions	0 of 3	0 of 1
Fourth-Down Conversions	0 of 0	0 of 0

Cane Ridge

Rushing	No.	Gain	Loss	Net	TD	Lg	Avg
Starling, Devon	6	36	5	31	0	14	5.2
Mccray, Jarad	1	2	0	2	0	2	2.0

Passing	C-A-I	Yds	TD	Long	Sack
Andrews, Korey	4-7-1	12	0	8	0

Receiving	No.	Yards	TD	Long
Mccray, Jared	3	10	0	8
Starling, Devon	1	2	0	2

Punting	No.	Yds	Avg	Long	In20	TB
Chisom, T.	3	137	45.7	58	1	0

Punt Returns	No.	Yards	TD	Long

Kick Returns	No.	Yards	TD	Long
Mccray, Jarad	2	36	0	23

Tackles	UA-A	Total	Sacks	TFL
Mccray, Jarad	2-1	3	0.0	0.5
Bryant, Jahsun	1-2	3	0.0	0.0
Johnson, Jr, D.	2-0	2	0.0	0.0
Reese, Iv, J.	2-0	2	0.0	0.0

Maryville

Rushing	No.	Gain	Loss	Net	TD	Lg	Avg
Cobb, Isaiah	5	17	3	14	0	7	2.8
Hodge, Travonis	2	13	0	13	0	9	6.5
Hopkins, Dylan	1	3	0	3	0	3	3.0

Passing	C-A-I	Yds	TD	Long	Sack
Hopkins, Dylan	7-9-0	83	0	14	0

Receiving	No.	Yards	TD	Long
Markham, C.	2	28	0	11
Watson, Blake	2	25	0	14
Hodge, Travonis	1	13	0	13
Cobb, Isaiah	1	10	0	10

Punting	No.	Yds	Avg	Long	In20	TB
Parris, Trace	1	23	23.0	23	0	0

Punt Returns	No.	Yards	TD	Long
Davis, A.J.	1	0	0	0

Kick Returns	No.	Yards	TD	Long

Tackles	UA-A	Total	Sacks	TFL
Smith, Tommy	2-1	3	0.0	1.0
Shore, Spencer	1-1	2	0.0	1.5
Gennoe, Riley	1-1	2	0.0	0.5
Myers, Will	1-0	1	0.0	0.0

Qtr	Time	Scoring Play	V-H
1st	06:45	MARYVL - Brown, Byron 77 yd interception return (Cone, Jack kick)	0 - 7

Play-by-Play Summary (2nd quarter)
Cane Ridge vs Maryville (Dec. 1, 2017 at Cookeville, Tenn.)

3-1	Canerdg 44	Start of 2nd quarter, clock 12:00.	
3-1	Canerdg 44	Hodge, Travonis rush for 11 yards to the CANERDG33, 1ST DOWN MARYVL (Bryant, Jahsun).	R7
1-10	Canerdg 33	Hodge, Travonis rush for 2 yards to the CANERDG31 (Burleson, R.).	
2-8	Canerdg 31	Hopkins, Dylan pass incomplete to Watson, Blake, QB hurry by Johnson, Jr, D..	
3-8	Canerdg 31	Hopkins, Dylan rush for 17 yards to the CANERDG14, 1ST DOWN MARYVL, out-of-bounds (Tate, Jayden).	R8
1-10	Canerdg 14	Cobb, Isaiah rush for 12 yards to the CANERDG2, 1ST DOWN MARYVL (Mccray, Jared).	R9
1-G	Canerdg 02	Hodge, Travonis rush for 2 yards to the CANERDG0, TOUCHDOWN, clock 10:28.	
1-G	Canerdg 03	Cone, Jack kick attempt good.	

Maryville 14, Cane Ridge 0

12 plays, 84 yards, 3:48

Clearman, Jake kickoff 60 yards to the CANERDG0, touchback.

CANE RIDGE drive start at 10:28.

1-10	Canerdg 20	CANERDG ball on CANERDG20.	
1-10	Canerdg 20	PENALTY CANERDG false start (Turner, Devin) 5 yards to the CANERDG15.	
1-15	Canerdg 15	Andrews, Korey pass incomplete to Mccray, Jared.	
2-15	Canerdg 15	Andrews, Korey pass incomplete to Starling, Devon (Smith, Tommy), QB hurry by Everett, G..	
3-15	Canerdg 15	Andrews, Korey rush for 6 yards to the CANERDG21 (Smith, Tommy).	
4-9	Canerdg 21	Timeout Maryville, clock 09:44.	
4-9	Canerdg 21	Chisom, T. punt 38 yards to the MARYVL41, downed.	

3 plays, 1 yard, 0:55

MARYVILLE drive start at 09:33.

1-10	Maryvl 41	Hopkins, Dylan rush for 3 yards to the MARYVL44, out-of-bounds (Johnson, Jr, D.).	
2-7	Maryvl 44	Hopkins, Dylan rush for 6 yards to the 50 yardline (Bryant, Jahsun;Johnson, Jr, D.).	
3-1	Maryvl 50	Hodge, Travonis rush for 6 yards to the CANERDG44, 1ST DOWN MARYVL (Bryant, Jahsun;Burleson, R.).	R10
1-10	Canerdg 44	Hodge, Travonis rush for 2 yards to the CANERDG42 (Bryant, Jahsun).	
2-8	Canerdg 42	Hopkins, Dylan pass complete to Hodge, Travonis for 11 yards to the CANERDG31, 1ST DOWN MARYVL (Bryant, Jahsun).	P11
1-10	Canerdg 31	Hopkins, Dylan pass complete to Hodge, Travonis for 5 yards to the CANERDG26 (Mccray, Jarad;Tate, Jayden).	
2-5	Canerdg 26	Hodge, Travonis rush for 7 yards to the CANERDG19, 1ST DOWN MARYVL.	R12
1-10	Canerdg 19	Hodge, Travonis rush for 6 yards to the CANERDG13 (Chisom, T.;Tate, Jayden).	
2-4	Canerdg 13	Teffeteller, B. rush for 3 yards to the CANERDG10 (Chisom, T.;Johnson, Jr, D.).	
3-1	Canerdg 10	Hodge, Travonis rush for 1 yard to the CANERDG9, 1ST DOWN MARYVL (Bryant, Jahsun).	R13
1-G	Canerdg 09	Hopkins, Dylan rush for 7 yards to the CANERDG2 (Chisom, T.).	
2-G	Canerdg 02	Parris, Trace rush for 2 yards to the CANERDG0, TOUCHDOWN, clock 04:31.	
1-G	Canerdg 03	Cone, Jack kick attempt good.	

Maryville 21, Cane Ridge 0

12 plays, 59 yards, 5:02

Clearman, Jake kickoff 57 yards to the CANERDG3, Mccray, Jarad return 21 yards to the CANERDG24 (Jones, Michael;Shelton, Mason).

CANE RIDGE drive start at 04:31.

1-10	Canerdg 24	Starling, Devon rush for 3 yards to the CANERDG27, out-of-bounds (Orren, Will;Brown, Byron), PENALTY CANERDG holding (Mccray, Jarad) 10 yards to the CANERDG17.	
1-17	Canerdg 17	1st and 17.	
1-17	Canerdg 17	Andrews, Korey rush for loss of 7 yards to the CANERDG10, fumble by Andrews, Korey recovered by MARYVL Buchanan, M. at CANERDG7, Buchanan, M. for 7 yards to the CANERDG0, TOUCHDOWN, clock 03:57.	

2 plays, minus 17 yards, 0:34

1-G	Canerdg 03	Cone, Jack kick attempt good.	

Maryville 28, Cane Ridge 0

Clearman, Jake kickoff 60 yards to the CANERDG0, touchback.

CANE RIDGE drive start at 03:57.

1-10	Canerdg 20	Starling, Devon rush for 9 yards to the CANERDG29 (Orren, Seth).	
2-1	Canerdg 29	Starling, Devon rush for 15 yards to the CANERDG44, 1ST DOWN CANERDG (Gennoe, Riley).	R3
1-10	Canerdg 44	Starling, Devon rush for 6 yards to the 50 yardline (Orren, Seth).	
2-4	Canerdg 50	Starling, Devon rush for loss of 1 yard to the CANERDG49 (Justice, Logan).	
3-5	Canerdg 49	Andrews, Korey pass complete to Mccray, Jarad for 12 yards to the MARYVL39, 1ST DOWN CANERDG (Orren, Seth).	P4
1-10	Maryvl 39	Starling, Devon rush for 4 yards to the MARYVL35 (Gennoe, Riley;Walker, Matthew).	
2-6	Maryvl 35	Andrews, Korey pass incomplete to Barnes, Quenton.	
3-6	Maryvl 35	Andrews, Korey pass incomplete to Mccray, Jared.	
4-6	Maryvl 35	Andrews, Korey pass incomplete to Mccray, Jared (Smith, Tommy).	

9 plays, 45 yards, 2:53

MARYVILLE drive start at 01:04.

1-10	Maryvl 35	Hopkins, Dylan pass complete to Davis, A.J. for 3 yards to the MARYVL38, fumble forced by Reese, Iv, J., fumble by Davis, A.J. recovered by MARYVL Davis, A.J. at MARYVL39.	
2-6	Maryvl 39	Hodge, Travonis rush for 14 yards to the CANERDG47, 1ST DOWN MARYVL (Mccray, Jared).	R14

Play-by-Play Summary (2nd quarter)
Cane Ridge vs Maryville (Dec. 1, 2017 at Cookeville, Tenn.)

1-10 Canerdg 47 Hopkins, Dylan pass incomplete to Brown, Byron.
2-10 Canerdg 47 PENALTY CANERDG encroachment (Fowler, Z.) 5 yards to the CANERDG42.
2-5 Canerdg 42 Hopkins, Dylan pass incomplete to Davis, A.J., QB hurry by Burleson, R..
3-5 Canerdg 42 Hopkins, Dylan pass incomplete to Hodge, Travonis, QB hurry by Burleson, R..
4-5 Canerdg 42 Timeout Maryville, clock 00:04.
4-5 Canerdg 42 Hopkins, Dylan pass incomplete, QB hurry by Bryant, Jahsun, QB hurry by Kabelu, Joy.

6 plays, 23 yards, 1:04

CANE RIDGE drive start at 00:00.

End of half, clock 00:00.

END OF 2nd QUARTER: Maryville 28, Cane Ridge 0

Quarter Summary	Score	Time Poss	1st Downs R	P	X	T	Conversions 3rd	4th	Rushing	Passing	Penalties
Cane Ridge	0	04:22	1	1	0	2	1-3	0-1	8-32	1-6-0-12	3-20
Maryville	21	07:38	7	1	0	8	4-5	0-1	16-101	3-8-0-20	0-0

Quickie Statistics (Halftime)
Cane Ridge vs Maryville (Dec. 1, 2017 at Cookeville, Tenn.)

	CANERDG	MARYVL
Score	0	28
FIRST DOWNS	4	14
RUSHES-YARDS (NET)	15-65	24-131
PASSING YDS (NET)	24	103
Passes Att-Comp-Int	13-5-1	17-10-0
TOTAL OFFENSE PLAYS-YARDS	28-89	41-234
Fumble Returns-Yards	0-0	1-7
Punt Returns-Yards	0-0	1-0
Kickoff Returns-Yards	3-57	0-0
Interception Returns-Yards	0-0	1-77
Punts (Number-Avg)	4-43.8	1-23.0
Fumbles-Lost	1-1	2-1
Penalties-Yards	6-35	1-15
Possession Time	10:58	13:02
Third-Down Conversions	1 of 6	4 of 6
Fourth-Down Conversions	0 of 1	0 of 1

Cane Ridge

Rushing	No.	Gain	Loss	Net	TD	Lg	Avg
Starling, Devon	12	73	6	67	0	15	5.6
Mccray, Jarad	1	2	0	2	0	2	2.0
Andrews, Korey	2	6	10	-4	0	6	-2.0

Passing	C-A-I	Yds	TD	Long	Sack
Andrews, Korey	5-13-1	24	0	12	0

Receiving	No.	Yards	TD	Long
Mccray, Jared	3	10	0	8
Mccray, Jarad	1	12	0	12
Starling, Devon	1	2	0	2

Punting	No.	Yds	Avg	Long	In20	TB
Chisom, T.	4	175	43.8	58	1	0

Punt Returns	No.	Yards	TD	Long

Kick Returns	No.	Yards	TD	Long
Mccray, Jarad	3	57	0	23

Tackles	UA-A	Total	Sacks	TFL
Bryant, Jahsun	5-4	9	0.0	0.0
Johnson, Jr, D.	3-2	5	0.0	0.0
Tate, Jayden	1-4	5	0.0	0.5
Mccray, Jarad	2-2	4	0.0	0.5

Maryville

Rushing	No.	Gain	Loss	Net	TD	Lg	Avg
Hodge, Travonis	11	64	0	64	1	14	5.8
Hopkins, Dylan	5	36	0	36	0	17	7.2
Cobb, Isaiah	6	29	3	26	0	12	4.3
Teffeteller, B.	1	3	0	3	0	3	3.0

Passing	C-A-I	Yds	TD	Long	Sack
Hopkins, Dylan	10-17-0	103	0	14	0

Receiving	No.	Yards	TD	Long
Hodge, Travonis	3	29	0	13
Markham, C.	2	28	0	11
Watson, Blake	2	25	0	14
Cobb, Isaiah	1	10	0	10

Punting	No.	Yds	Avg	Long	In20	TB
Parris, Trace	1	23	23.0	23	0	0

Punt Returns	No.	Yards	TD	Long
Davis, A.J.	1	0	0	0

Kick Returns	No.	Yards	TD	Long

Tackles	UA-A	Total	Sacks	TFL
Smith, Tommy	3-1	4	0.0	1.0
Gennoe, Riley	2-2	4	0.0	0.5
Orren, Seth	3-0	3	0.0	0.0
Shore, Spencer	1-1	2	0.0	1.5

Qtr	Time	Scoring Play	V-H
1st	06:45	MARYVL - Brown, Byron 77 yd interception return (Cone, Jack kick)	0 - 7
2nd	10:28	MARYVL - Hodge, Travonis 2 yd run (Cone, Jack kick), 12-84 3:48	0 - 14
	04:31	MARYVL - Parris, Trace 2 yd run (Cone, Jack kick), 12-59 5:02	0 - 21
	03:57	MARYVL - Buchanan, M. 7 yd fumble recovery (Cone, Jack kick)	0 - 28

Play-by-Play Summary (3rd quarter)
Cane Ridge vs Maryville (Dec. 1, 2017 at Cookeville, Tenn.)

		Start of 3rd quarter, clock 12:00.	
1-10	Canerdg 42	CANERDG ball on CANERDG40.	
		Ramirez, Erick kickoff 43 yards to the MARYVL17, Hodge, Travonis return 40 yards to the CANERDG43 (Mccray, Jarad;Mason, Miles).	

MARYVILLE drive start at 12:00.

1-10	Canerdg 43	Cobb, Isaiah rush for 8 yards to the CANERDG35 (Mccray, Jarad).	
2-2	Canerdg 35	Cobb, Isaiah rush for no gain to the CANERDG35 (Chisom, T.;Kabelu, Joy).	
3-2	Canerdg 35	Parris, Trace rush for 1 yard to the CANERDG34 (Bryant, Jahsun;Kabelu, Joy).	
4-1	Canerdg 34	Cobb, Isaiah rush for 2 yards to the CANERDG32, 1ST DOWN MARYVL (Mccray, Jarad).	R15
1-10	Canerdg 32	Hopkins, Dylan pass complete to Markham, C. for 12 yards to the CANERDG20 (Mccray, Jarad), PENALTY MARYVL ineligible downfield on pass (Shelley, Graham) 5 yards to the CANERDG37, NO PLAY.	
1-15	Canerdg 37	Hopkins, Dylan rush for 19 yards to the CANERDG18, 1ST DOWN MARYVL (Gibson, Dajeun;Tate, Jayden).	R16
1-10	Canerdg 18	Hopkins, Dylan pass complete to Watson, Blake for 18 yards to the CANERDG0, 1ST DOWN MARYVL, TOUCHDOWN, clock 08:57.	P17
1-G	Canerdg 03	Cone, Jack kick attempt good.	

Maryville 35, Cane Ridge 0

6 plays, 43 yards, 3:03

		Clearman, Jake kickoff 55 yards to the CANERDG5, Starling, Devon return 18 yards to the CANERDG23 (Sloan, Brody).	

CANE RIDGE drive start at 08:57.

1-10	Canerdg 23	Andrews, Korey pass complete to Mccray, Jared for 4 yards to the CANERDG27, out-of-bounds (Humphreys, Noah;Brown, Byron).	
2-6	Canerdg 27	Starling, Devon rush for 10 yards to the CANERDG37, 1ST DOWN CANERDG (Smith, Tommy).	R5
1-10	Canerdg 37	Starling, Devon rush for 9 yards to the CANERDG46 (Mohr, Anthony).	
2-1	Canerdg 46	Andrews, Korey rush for no gain to the CANERDG46 (Walker, Matthew).	
3-1	Canerdg 46	Andrews, Korey rush for 4 yards to the 50 yardline, 1ST DOWN CANERDG (Orren, Seth).	R6
1-10	Canerdg 50	Andrews, Korey pass incomplete to Mccray, Jarad.	
2-10	Canerdg 50	Starling, Devon rush for 13 yards to the MARYVL37, 1ST DOWN CANERDG (Smith, Tommy).	R7
1-10	Maryvl 37	Andrews, Korey pass complete to Mccray, Jarad for 10 yards to the MARYVL27, 1ST DOWN CANERDG, out-of-bounds (Smith, Tommy).	P8
1-10	Maryvl 27	Starling, Devon rush for no gain to the MARYVL27 (Orren, Seth).	
2-10	Maryvl 27	Andrews, Korey pass incomplete to Mccray, Jarad (Orren, Will), QB hurry by Brooks, Tyler.	
3-10	Maryvl 27	Starling, Devon rush for 6 yards to the MARYVL21 (Orren, Seth).	
4-4	Maryvl 21	Andrews, Korey pass intercepted by Orren, Will at the MARYVL8, Orren, Will return 0 yards to the MARYVL8 (Barnes, Quenton), QB hurry by Brooks, Tyler.	

12 plays, 56 yards, 6:54

MARYVILLE drive start at 02:03.

1-10	Maryvl 08	PENALTY CANERDG encroachment (Kabelu, Joy) 5 yards to the MARYVL13.	
1-5	Maryvl 13	Hopkins, Dylan rush for 25 yards to the MARYVL38, 1ST DOWN MARYVL (Bryant, Jahsun).	R18
1-10	Maryvl 38	Cobb, Isaiah rush for 6 yards to the MARYVL44 (Tate, Jayden;Johnson, Jr, D.).	
2-4	Maryvl 44	Hodge, Travonis rush for 6 yards to the 50 yardline, 1ST DOWN MARYVL (Bryant, Jahsun;Malone, Antonio).	R19

END OF 3rd QUARTER: Maryville 35, Cane Ridge 0

		Time	1st Downs				Conversions				
Quarter Summary	Score	Poss	R	P	X	T	3rd	4th	Rushing	Passing	Penalties
Cane Ridge	0	06:54	3	1	0	4	1-2	0-1	7-42	2-5-1-14	1-5
Maryville	7	05:06	4	1	0	5	0-1	1-1	8-67	1-1-0-18	1-5

Quickie Statistics (3rd quarter)
Cane Ridge vs Maryville (Dec. 1, 2017 at Cookeville, Tenn.)

	CANERDG	MARYVL
Score	0	35
FIRST DOWNS	8	19
RUSHES-YARDS (NET)	22-107	32-198
PASSING YDS (NET)	38	121
Passes Att-Comp-Int	18-7-2	18-11-0
TOTAL OFFENSE PLAYS-YARDS	40-145	50-319
Fumble Returns-Yards	0-0	1-7
Punt Returns-Yards	0-0	1-0
Kickoff Returns-Yards	4-75	1-40
Interception Returns-Yards	0-0	2-77
Punts (Number-Avg)	4-43.8	1-23.0
Fumbles-Lost	1-1	2-1
Penalties-Yards	7-40	2-20
Possession Time	17:52	18:08
Third-Down Conversions	2 of 8	4 of 7
Fourth-Down Conversions	0 of 2	1 of 2

Cane Ridge

Rushing	No.	Gain	Loss	Net	TD	Lg	Avg
Starling, Devon	17	111	6	105	0	15	6.2
Mccray, Jarad	1	2	0	2	0	2	2.0
Andrews, Korey	4	10	10	0	0	6	0.0

Passing	C-A-I	Yds	TD	Long	Sack
Andrews, Korey	7-18-2	38	0	12	0

Receiving	No.	Yards	TD	Long
Mccray, Jared	4	14	0	8
Mccray, Jarad	2	22	0	12
Starling, Devon	1	2	0	2

Punting	No.	Yds	Avg	Long	In20	TB
Chisom, T.	4	175	43.8	58	1	0

Punt Returns	No.	Yards	TD	Long

Kick Returns	No.	Yards	TD	Long
Mccray, Jarad	3	57	0	23
Starling, Devon	1	18	0	18

Tackles	UA-A	Total	Sacks	TFL
Bryant, Jahsun	6-6	12	0.0	0.0
Mccray, Jarad	4-3	7	0.0	0.5
Tate, Jayden	1-6	7	0.0	0.5
Johnson, Jr, D.	3-3	6	0.0	0.0

Maryville

Rushing	No.	Gain	Loss	Net	TD	Lg	Avg
Hopkins, Dylan	7	80	0	80	0	25	11.4
Hodge, Travonis	12	70	0	70	1	14	5.8
Cobb, Isaiah	10	45	3	42	0	12	4.2
Teffeteller, B.	1	3	0	3	0	3	3.0

Passing	C-A-I	Yds	TD	Long	Sack
Hopkins, Dylan	11-18-0	121	1	18	0

Receiving	No.	Yards	TD	Long
Watson, Blake	3	43	1	18
Hodge, Travonis	3	29	0	13
Markham, C.	2	28	0	11
Cobb, Isaiah	1	10	0	10

Punting	No.	Yds	Avg	Long	In20	TB
Parris, Trace	1	23	23.0	23	0	0

Punt Returns	No.	Yards	TD	Long
Davis, A.J.	1	0	0	0

Kick Returns	No.	Yards	TD	Long
Hodge, Travonis	1	40	0	40

Tackles	UA-A	Total	Sacks	TFL
Smith, Tommy	6-1	7	0.0	1.0
Orren, Seth	6-0	6	0.0	0.0
Gennoe, Riley	2-2	4	0.0	0.5
Brown, Byron	1-2	3	0.0	0.0

Qtr	Time	Scoring Play	V-H
1st	06:45	MARYVL - Brown, Byron 77 yd interception return (Cone, Jack kick)	0 - 7
2nd	10:28	MARYVL - Hodge, Travonis 2 yd run (Cone, Jack kick), 12-84 3:48	0 - 14
	04:31	MARYVL - Parris, Trace 2 yd run (Cone, Jack kick), 12-59 5:02	0 - 21
	03:57	MARYVL - Buchanan, M. 7 yd fumble recovery (Cone, Jack kick)	0 - 28
3rd	08:57	MARYVL - Watson, Blake 18 yd pass from Hopkins, Dylan (Cone, Jack kick), 6-43 3:03	0 - 35

Play-by-Play Summary (4th quarter)
Cane Ridge vs Maryville (Dec. 1, 2017 at Cookeville, Tenn.)

1-10	Maryvl 50	Start of 4th quarter, clock 12:00.	
1-10	Maryvl 50	Hopkins, Dylan rush for 10 yards to the CANERDG40, 1ST DOWN MARYVL (Mccray, Jarad).	R20
1-10	Canerdg 40	Davis, A.J. rush for 4 yards to the CANERDG36, out-of-bounds (Mccray, Jared).	
2-6	Canerdg 36	Cobb, Isaiah rush for 4 yards to the CANERDG32 (Bryant, Jahsun;Malone, Antonio).	
3-2	Canerdg 32	Parris, Trace rush for 3 yards to the CANERDG29, 1ST DOWN MARYVL (Bryant, Jahsun).	R21
1-10	Canerdg 29	Teffeteller, B. rush for 2 yards to the CANERDG27 (Bryant, Jahsun).	
2-8	Canerdg 27	Parris, Trace rush for 1 yard to the CANERDG26 (Malone, Antonio;Kabelu, Joy).	
3-7	Canerdg 26	Teffeteller, B. rush for 2 yards to the CANERDG24 (Carpenter, John;Kabelu, Joy).	
4-5	Canerdg 24	Grubbs, Cole pass complete to White, Will for 15 yards to the CANERDG9, 1ST DOWN MARYVL, out-of-bounds (Mccray, Jared).	P22
1-G	Canerdg 09	Chambers, Cade rush for 8 yards to the CANERDG1 (Kabelu, Joy).	
2-G	Canerdg 01	Teffeteller, B. rush for 1 yard to the CANERDG0, TOUCHDOWN, clock 05:56.	
1-G	Canerdg 03	Cone, Jack kick attempt good.	

Maryville 42, Cane Ridge 0

13 plays, 92 yards, 8:07

Clearman, Jake kickoff 60 yards to the CANERDG0, touchback.

CANE RIDGE drive start at 05:56.

1-10	Canerdg 20	Andrews, Korey pass complete to Mccray, Jared for 9 yards to the CANERDG29 (Shelton, Mason).	
2-1	Canerdg 29	Andrews, Korey pass incomplete to Mccray, Jared.	
3-1	Canerdg 29	Starling, Devon rush for 5 yards to the CANERDG34, 1ST DOWN CANERDG, out-of-bounds.	R9
1-10	Canerdg 34	Andrews, Korey pass complete to Reese, Iv, J. for 9 yards to the CANERDG43, out-of-bounds (Gibril, A.;Humphreys, Noah).	
2-1	Canerdg 43	Andrews, Korey pass complete to Mccray, Jared for 24 yards to the MARYVL33, 1ST DOWN CANERDG, out-of-bounds (Jones, Michael).	P10
1-10	Maryvl 33	Starling, Devon rush for 1 yard to the MARYVL32 (Walker, Luke).	
2-9	Maryvl 32	Andrews, Korey pass complete to Mccray, Jared for 12 yards to the MARYVL20, 1ST DOWN CANERDG (Harris, Carter).	P11
1-10	Maryvl 20	Andrews, Korey pass incomplete to Mccray, Jarad.	
2-10	Maryvl 20	Starling, Devon rush for 5 yards to the MARYVL15 (Mohr, Anthony).	
3-5	Maryvl 15	Andrews, Korey pass incomplete to Mccray, Jared.	
4-5	Maryvl 15	Andrews, Korey pass complete to Mccray, Jared for 15 yards to the MARYVL0, 1ST DOWN CANERDG, TOUCHDOWN, clock 00:36.	P12
1-G	Maryvl 03	Ramirez, Erick kick attempt good.	

Maryville 42, Cane Ridge 7

11 plays, 80 yards, 5:20

Ramirez, Erick kickoff 8 yards to the CANERDG48, on-side kick, recovered by MARYVL Rouse, Josh on CANERDG48.

MARYVILLE drive start at 00:36.

End of game, clock 00:00.

0 plays, 0 yards, 0:36

FINAL SCORE: Maryville 42, Cane Ridge 7

		Time	1st Downs				Conversions				
Quarter Summary	Score	Poss	R	P	X	T	3rd	4th	Rushing	Passing	Penalties
Cane Ridge	7	05:20	1	3	0	4	1-2	1-1	3-11	5-8-0-69	0-0
Maryville	7	06:40	2	1	0	3	1-2	1-1	9-35	1-1-0-15	0-0

Quickie Statistics (4th quarter)
Cane Ridge vs Maryville (Dec. 1, 2017 at Cookeville, Tenn.)

	CANERDG	MARYVL
Score	7	42
FIRST DOWNS	12	22
RUSHES-YARDS (NET)	25-118	41-233
PASSING YDS (NET)	107	136
Passes Att-Comp-Int	26-12-2	19-12-0
TOTAL OFFENSE PLAYS-YARDS	51-225	60-369
Fumble Returns-Yards	0-0	1-7
Punt Returns-Yards	0-0	1-0
Kickoff Returns-Yards	4-75	1-40
Interception Returns-Yards	0-0	2-77
Punts (Number-Avg)	4-43.8	1-23.0
Fumbles-Lost	1-1	2-1
Penalties-Yards	7-40	2-20
Possession Time	23:12	24:48
Third-Down Conversions	3 of 10	5 of 9
Fourth-Down Conversions	1 of 3	2 of 3

Cane Ridge

Rushing	No.	Gain	Loss	Net	TD	Lg	Avg
Starling, Devon	20	122	6	116	0	15	5.8
Mccray, Jarad	1	2	0	2	0	2	2.0
Andrews, Korey	4	10	10	0	0	6	0.0

Passing	C-A-I	Yds	TD	Long	Sack
Andrews, Korey	12-26-2	107	1	24	0

Receiving	No.	Yards	TD	Long
Mccray, Jared	8	74	1	24
Mccray, Jarad	2	22	0	12
Reese, Iv, J.	1	9	0	9
Starling, Devon	1	2	0	2

Punting	No.	Yds	Avg	Long	In20	TB
Chisom, T.	4	175	43.8	58	1	0

Punt Returns	No.	Yards	TD	Long

Kick Returns	No.	Yards	TD	Long
Mccray, Jarad	3	57	0	23
Starling, Devon	1	18	0	18

Tackles	UA-A	Total	Sacks	TFL
Bryant, Jahsun	8-7	15	0.0	0.0
Mccray, Jarad	5-3	8	0.0	0.5
Kabelu, Joy	2-5	7	0.0	0.0
Tate, Jayden	1-6	7	0.0	0.5

Maryville

Rushing	No.	Gain	Loss	Net	TD	Lg	Avg
Hopkins, Dylan	8	90	0	90	0	25	11.2
Hodge, Travonis	12	70	0	70	1	14	5.8
Cobb, Isaiah	11	49	3	46	0	12	4.2
Chambers, Cade	1	8	0	8	0	8	8.0

Passing	C-A-I	Yds	TD	Long	Sack
Hopkins, Dylan	11-18-0	121	1	18	0
Grubbs, Cole	1-1-0	15	0	15	0

Receiving	No.	Yards	TD	Long
Watson, Blake	3	43	1	18
Hodge, Travonis	3	29	0	13
Markham, C.	2	28	0	11
White, Will	1	15	0	15

Punting	No.	Yds	Avg	Long	In20	TB
Parris, Trace	1	23	23.0	23	0	0

Punt Returns	No.	Yards	TD	Long
Davis, A.J.	1	0	0	0

Kick Returns	No.	Yards	TD	Long
Hodge, Travonis	1	40	0	40

Tackles	UA-A	Total	Sacks	TFL
Smith, Tommy	6-1	7	0.0	1.0
Orren, Seth	6-0	6	0.0	0.0
Gennoe, Riley	2-2	4	0.0	0.5
Brown, Byron	1-2	3	0.0	0.0

Qtr	Time	Scoring Play	V-H
1st	06:45	MARYVL - Brown, Byron 77 yd interception return (Cone, Jack kick)	0 - 7
2nd	10:28	MARYVL - Hodge, Travonis 2 yd run (Cone, Jack kick), 12-84 3:48	0 - 14
	04:31	MARYVL - Parris, Trace 2 yd run (Cone, Jack kick), 12-59 5:02	0 - 21
	03:57	MARYVL - Buchanan, M. 7 yd fumble recovery (Cone, Jack kick)	0 - 28
3rd	08:57	MARYVL - Watson, Blake 18 yd pass from Hopkins, Dylan (Cone, Jack kick), 6-43 3:03	0 - 35
4th	05:56	MARYVL - Teffeteller, B. 1 yd run (Cone, Jack kick), 13-92 8:07	0 - 42
	00:36	CANERDG - Mccray, Jared 15 yd pass from Andrews, Korey (Ramirez, Erick kick), 11-80 5:20	7 - 42

2016 Class 6A State Football Playoffs

November 4 - December 3, 2016

First Round

R1 #1	Maryville (10-0)	56
Game 101 Fri. Nov. 4 7 PM		
R2 #8	Coffee Co. (1-9)	14
R2 #4	Smyrna (6-4)	23
Game 102 Fri. Nov. 4 7 PM		
R1 #5	Dobyns Bennett (5-5)	33
R1 #3	Bradley Central (8-2)	29
Game 103 Fri. Nov. 4 7 PM		
R2 #6	Cookeville (6-4)	25
R2 #2	Blackman (7-3)	41
Game 104 Fri. Nov. 4 7 PM		
R1 #7	Jefferson Co. (3-7)	12
R2 #7	Warren Co. (2-8)	14
Game 105 Fri. Nov. 4 7 PM		
R1 #2	Hardin Valley (7-3)	35
R1 #6	Bearden (4-6)	27
Game 106 Fri. Nov. 4 7 PM		
R2 #3	Riverdale (5-5)	48
R2 #5	Siegel (3-7)	0
Game 107 Fri. Nov. 4 7 PM		
R1 #4	Science Hill (7-3)	48
R1 #8	William Blount (2-8)	0
Game 108 Fri. Nov. 4 7 PM		
R2 #1	Oakland (10-0)	63
R3 #1	Mt. Juliet (8-2)	43
Game 109 Fri. Nov. 4 7 PM		
R4 #8	Bartlett (3-7)	0
R4 #4	Houston (4-5)	14
Game 110 Fri. Nov. 4 7 PM		
R3 #5	Ravenwood (5-5)	45
R3 #3	Wilson Central (8-2)	21
Game 111 Fri. Nov. 4 7 PM		
R4 #6	Collierville (3-7)	35
R4 #2	Cordova (9-1)	56
Game 112 Fri. Nov. 4 7 PM		
R3 #7	McGavock (1-9)	18
R4 #7	Germantown (3-7)	7
Game 113 Fri. Nov. 4 7 PM		
R3 #2	Franklin (8-2)	38
R3 #6	Antioch (3-7)	12
Game 114 Fri. Nov. 4 7 PM		
R4 #3	White Station (6-4)	30
R4 #5	Arlington (5-5)	17
Game 115 Fri. Nov. 4 7 PM		
R3 #4	Nashville Overton (6-4)	45
R3 #8	Lebanon (1-9)	3
Game 116 Fri. Nov. 4 7 PM		
R4 #1	Whitehaven (10-0)	49

Second Round

Maryville	42	
Game 201 Fri. Nov. 11 7 PM		
Dobyns Bennett	14	
Bradley Central	35	
Game 202 Fri. Nov. 11 7 PM		
Blackman	38	
Hardin Valley	17	
Game 203 Fri. Nov. 11 7 PM		
Riverdale	14	
Science Hill	7	
Game 204 Fri. Nov. 11 7 PM		
Oakland	49	
Mt. Juliet	35	
Game 205 Fri. Nov. 11 7 PM		
Ravenwood	38	
Collierville	21	
Game 206 Fri. Nov. 11 7 PM		
Cordova	28	
Franklin	31	
Game 207 Fri. Nov. 11 7 PM		
White Station	10	
Nashville Overton	0	
Game 208 Fri. Nov. 11 7 PM		
Whitehaven	30	

Quarterfinals

Maryville	48	
Game 301 Fri. Nov. 18 7 PM		
Blackman	28	
Hardin Valley	7	
Game 302 Fri. Nov. 18 7 PM		
Oakland	49	
Ravenwood	16	
Game 303 Fri. Nov. 18 7 PM		
Cordova	42	
Franklin	14	
Game 304 Fri. Nov. 18 7 PM		
Whitehaven	35	

Semifinals

Maryville	7	
Game 401 Fri. Nov. 25 7 PM		
Oakland	23	
Cordova	19	
Game 402 Fri. Nov. 25 7 PM		
Whitehaven	42	

Championship

Oakland	9	
Game 501 Sat. Dec. 3 7 PM TN Tech Univ.		
Whitehaven	12	

Whitehaven

STATE CHAMPION

Notes:

All times are local time. In all play-off games the higher seed shall host in the first, second, and third round of the playoffs. In the semifinals in even-numbered years the bottom team in each bracket shall be the host team. If two teams from the same region meet in the semifinal round, the team seeded higher in the region standings shall host.

2015 Class 6A State Football Playoffs

November 6 - December 5, 2015

Notes:

All times are local time. In all play-off games the higher seed shall host in the first, second, and third round of the playoffs. In the semifinals in odd-numbered years the top team in each bracket shall be the host team. If

two teams from the same region meet in the semifinal round, the team seeded higher in the region standings shall host.

Scoring Summary (Final)
The Automated ScoreBook
Ravenwood vs Maryville (Dec 05, 2015 at Cookeville, Tenn.)

Ravenwood (14-1) vs. Maryville (14-1)
Date: Dec 05, 2015 • Site: Cookeville, Tenn. • Stadium: Tucker Stadium
Attendance:

Score by Quarters	1	2	3	4	Total
Ravenwood	3	17	3	3	26
Maryville	7	10	0	0	17

Qtr	Time	Scoring Play	V-H
1st	05:59	RAV - Crews Holt 23 yd field goal, 11-75 4:17	3 - 0
	03:25	MARY - Blake Watson 11 yd pass from Dylan Hopkins (Matthew Cone kick), 7-75 2:34	3 - 7
2nd	11:51	MARY - Matthew Cone 42 yd field goal, 8-19 2:49	3 - 10
	10:28	RAV - Chris Rowland 63 yd pass from Andrew Rappe (Crews Holt kick), 3-70 1:23	10 - 10
	09:05	MARY - Brian Tillery 12 yd pass from Dylan Hopkins (Matthew Cone kick), 3-63 1:23	10 - 17
	03:33	RAV - Crews Holt 27 yd field goal, 15-62 5:32	13 - 17
	01:09	RAV - Carter Nelson 5 yd pass from Chris Rowland (Crews Holt kick), 3-28 0:29	20 - 17
3rd	07:54	RAV - Crews Holt 42 yd field goal, 12-34 4:06	23 - 17
4th	05:29	RAV - Crews Holt 33 yd field goal, 4-7 1:24	26 - 17

Kickoff time: 7:00 pm • End of Game: 9:46 pm • Total elapsed time: 2:46
Officials: Referee: David Wade; Umpire: Chris Gilley; Linesman: T.Washington;
Line judge: Kevin Davis; Back judge: Brandon Pipkin; Field judge: Greg Boston;
Side judge: Michael Hays; Center judge: Danny Jones;
Temperature: 41 • Wind: Calm • Weather: Clear & Cold
Offensive MVP: Crews Holt (Ravenwood)
Defensive MVP: T.D. Blackmon (Maryville)

Team Statistics (Final)
The Automated ScoreBook
Ravenwood vs Maryville (Dec 05, 2015 at Cookeville, Tenn.)

	RAV	MARY
FIRST DOWNS	17	13
Rushing	11	3
Passing	5	9
Penalty	1	1
NET YARDS RUSHING	155	68
Rushing Attempts	57	27
Average Per Rush	2.7	2.5
Rushing Touchdowns	0	0
Yards Gained Rushing	202	112
Yards Lost Rushing	47	44
NET YARDS PASSING	156	198
Completions-Attempts-Int	10-15-1	10-24-3
Average Per Attempt	10.4	8.2
Average Per Completion	15.6	19.8
Passing Touchdowns	2	2
TOTAL OFFENSE YARDS	311	266
Total offense plays	72	51
Average Gain Per Play	4.3	5.2
Fumbles: Number-Lost	1-0	1-1
Penalties: Number-Yards	7-60	7-77
PUNTS-YARDS	3-104	5-145
Average Yards Per Punt	34.7	29.0
Net Yards Per Punt	28.0	27.6
Inside 20	1	2
50+ Yards	0	0
Touchbacks	1	0
Fair catch	2	0
KICKOFFS-YARDS	7-248	4-128
Average Yards Per Kickoff	35.4	32.0
Net Yards Per Kickoff	23.9	25.8
Touchbacks	0	0
Punt returns: Number-Yards-TD	2-7-0	0-0-0
Average Per Return	3.5	0.0
Kickoff returns: Number-Yds-TD	2-25-0	4-81-0
Average Per Return	12.5	20.2
Interceptions: Number-Yds-TD	3-17-0	1-4-0
Fumble Returns: Number-Yds-TD	0-0-0	0-0-0
Miscellaneous Yards	0	0
Possession Time	29:44	18:16
1st Quarter	5:02	6:58
2nd Quarter	8:41	3:19
3rd Quarter	7:45	4:15
4th Quarter	8:16	3:44
Third-Down Conversions	8 of 17	2 of 9
Fourth-Down Conversions	0 of 1	1 of 1
Red-Zone Scores-Chances	4-5	3-4
Touchdowns	1-5	2-4
Field goals	3-5	1-4
Sacks By: Number-Yards	2-21	1-7
PAT Kicks	2-2	2-2
Field Goals	4-5	1-1
Points off turnovers	7	3

Individual Statistics (Final)
The Automated ScoreBook
Ravenwood vs Maryville (Dec 05, 2015 at Cookeville, Tenn.)

Ravenwood

Rushing	No.	Gain	Loss	Net	TD	Lg	Avg
Connor Jeffries	22	80	4	76	0	20	3.5
Andrew Rappe	22	76	20	56	0	15	2.5
Chris Rowland	12	46	6	40	0	12	3.3
TEAM	1	0	17	-17	0	0	-17.0
Totals	57	202	47	155	0	20	2.7

Passing	C-A-I	Yds	TD	Long	Sack
Andrew Rappe	9-14-1	151	1	63	1
Chris Rowland	1-1-0	5	1	5	0
Totals	10-15-1	156	2	63	1

Receiving	No.	Yards	TD	Long
Chris Rowland	5	117	1	63
Nathan Facer	2	28	0	17
Carter Nelson	2	6	1	5
Nathan Freeman	1	5	0	5
Totals	10	156	2	63

Punting	No.	Yds	Avg	Long	In20	TB
Grayson Linde	3	104	34.7	42	1	1
Totals	3	104	34.7	42	1	1

	Punt			Kickoff			Intercept		
Returns	No	Yds	Lg	No	Yds	Lg	No	Yds	Lg
Chris Rowland	2	7	7	0	18	18	0	0	0
Andrew Lutgens	0	0	0	0	0	0	1	6	6
Caelen Gleaves	0	0	0	2	7	5	0	0	0
Tahj Williams	0	0	0	0	0	0	1	11	11
Nate Stoner	0	0	0	0	0	0	1	0	0
Totals	2	7	7	2	25	18	3	17	11

Field goals	Qtr	Time	Dist	Result
Crews Holt	1st	05:59	23 yards	Good
Crews Holt	2nd	03:33	27 yards	Good
Crews Holt	2nd	01:53	48 yards	Missed
Crews Holt	3rd	07:54	42 yards	Good
Crews Holt	4th	05:29	33 yards	Good

Kickoffs	No.	Yards	Avg	TB	OB
Crews Holt	7	248	35.4	0	0

All-purpose	Run	Rcv	KR	PR	IR	Total
Chris Rowland	40	117	18	7	0	182
Connor Jeffries	76	0	0	0	0	76
Andrew Rappe	56	0	0	0	0	56
Nathan Facer	0	28	0	0	0	28

Maryville

Rushing	No.	Gain	Loss	Net	TD	Lg	Avg
Jordan Ervin	6	28	1	27	0	19	4.5
Christian Markham	5	30	9	21	0	23	4.2
Dylan Hopkins	11	43	28	15	0	23	1.4
Isaiah Cobb	1	8	0	8	0	8	8.0
Dylan Hopkins	2	2	1	1	0	2	0.5
Brian Tillery	1	1	0	1	0	1	1.0
TEAM	1	0	5	-5	0	0	-5.0
Totals	27	112	44	68	0	23	2.5

Passing	C-A-I	Yds	TD	Long	Sack
Dylan Hopkins	9-23-3	139	2	29	2
Christian Markham	1-1-0	59	0	59	0
Totals	10-24-3	198	2	59	2

Receiving	No.	Yards	TD	Long
Brian Tillery	3	47	1	19
Christian Markham	2	37	0	29
Dylan Hopkins	1	59	0	59
Dylan Hopkins	1	21	0	21
Kelby Brock	1	12	0	12
Blake Watson	1	11	1	11
Kyle Cunningham	1	5	0	5
Cameron Walker	0	6	0	0
Totals	10	198	2	59

Punting	No.	Yds	Avg	Long	In20	TB
Luke Orren	5	145	29.0	41	2	0
Totals	5	145	29.0	41	2	0

	Punt			Kickoff			Intercept		
Returns	No	Yds	Lg	No	Yds	Lg	No	Yds	Lg
T.D. Blackmon	0	0	0	0	0	0	1	4	4
Roman Nelson	0	0	0	1	0	0	0	0	0
Drake Martin	0	0	0	2	31	16	0	0	0
Jordan Ervin	0	0	0	1	50	50	0	0	0
Totals	0	0	0	4	81	50	1	4	4

Field goals	Qtr	Time	Dist	Result
Matthew Cone	2nd	11:51	42 yards	Good

Kickoffs	No.	Yards	Avg	TB	OB
Matthew Cone	4	128	32.0	0	0

All-purpose	Run	Rcv	KR	PR	IR	Total
Jordan Ervin	27	0	50	0	0	77
Dylan Hopkins	15	59	0	0	0	74
Christian Markham	21	37	0	0	0	58
Brian Tillery	1	47	0	0	0	48

FUMBLES: Ravenwood-Andrew Rappe 1-0. Maryville-Dylan Hopkins 1-1.

Defensive Statistics (Final)
The Automated ScoreBook
Ravenwood vs Maryville (Dec 05, 2015 at Cookeville, Tenn.)

#	Ravenwood	Solo	Ast	Total	Sacks-Yds	TFL-Yds	FF	FR-Yds	Int-Yds	BrUp	Blks	QBH
19	John Thompson	5	5	10	-	1.5-5	-	-	-	-	-	-
9	Nate Stoner	4	1	5	-	-	-	-	1-0	-	-	-
17	Andrew Lutgens	3	2	5	-	1.0-2	-	-	1-6	-	-	-
48	Jack Kopecky	2	0	2	2.0-21	2.0-21	1	1-0	-	-	-	-
21	Nick Stallcup	2	0	2	-	-	-	-	-	1	-	-
89	Brad Bloedorn	1	1	2	-	0.5-5	-	-	-	1	-	-
3	Argodele Babalola	1	1	2	-	-	-	-	-	1	-	-
10	Sean Spence	1	1	2	-	-	-	-	-	-	-	-
54	Jordan Moore	1	1	2	-	-	-	-	-	-	-	-
6	Tahj Williams	0	2	2	-	1.0-5	-	-	1-11	-	-	-
85	D'Angelo Rice	1	0	1	-	-	-	-	-	-	-	-
20	Darius Harper	1	0	1	-	-	-	-	-	-	-	-
97	Crews Holt	1	0	1	-	-	-	-	-	-	-	-
29	Graham Wallace	1	0	1	-	-	-	-	-	-	-	-
44	Connor Jeffries	1	0	1	-	-	-	-	-	-	-	-
43	Grayson Linde	1	0	1	-	-	-	-	-	-	-	-
32	Caelen Gleaves	0	1	1	-	-	-	-	-	1	-	-
1	Zach Erickson	0	1	1	-	-	-	-	-	-	-	-
	Totals	26	16	42	2.0-21	6.0-38	1	1-0	3-17	4	0	0

#	Maryville	Solo	Ast	Total	Sacks-Yds	TFL-Yds	FF	FR-Yds	Int-Yds	BrUp	Blks	QBH
27	T.D. Blackmon	12	4	16	-	1.0-5	-	-	1-4	-	-	-
5	Drake Martin	6	2	8	-	1.0-3	-	-	-	3	-	-
76	Colton Murrell	5	3	8	-	-	-	-	-	-	-	-
88	Matt Young	6	1	7	1.0-7	2.0-8	-	-	-	-	-	-
70	Blake Oliveira	6	0	6	-	-	-	-	-	-	-	-
20	Josh Yaokum	4	2	6	-	-	-	-	-	-	-	-
23	Tyler Zwolinski	4	1	5	-	1.0-2	-	-	-	-	-	-
44	Trejaun Purty	4	1	5	-	1.0-1	-	-	-	1	-	-
40	Roman Nelson	3	1	4	-	-	-	-	-	-	-	-
14	Hunter Townsend	2	0	2	-	-	-	-	-	-	-	-
62	Jack Williams	2	0	2	-	-	-	-	-	-	-	-
2	Isaiah Cobb	1	1	2	-	-	-	-	-	-	-	-
25	Dylan Delozier	1	1	2	-	-	-	-	-	-	-	-
18	Josh Rouse	1	0	1	-	-	-	-	-	-	-	-
22	Jordan Ervin	1	0	1	-	-	-	-	-	-	-	-
72	Lakin McCall	0	1	1	-	-	-	-	-	-	-	-
29	Ramadan Gibril	0	1	1	-	-	-	-	-	-	-	-
43	Dylan Hopkins	0	1	1	-	-	-	-	-	-	-	-
	Totals	58	20	78	1.0-7	6.0-19	0	0-0	1-4	4	0	0

Drive Chart (By Team) (Final)
The Automated ScoreBook
Ravenwood vs Maryville (Dec 05, 2015 at Cookeville, Tenn.)

		Drive Started			Drive Ended			Consumed	
Team	Qtr	Spot	Time	Obtained	Spot	Time	How lost	Pl - Yds	TOP
RAV	1st	R19	10:16	Punt	M06	05:59	*FIELD GOAL	11 - 75	4:17 .
RAV		R38	03:25	Kickoff	R39	02:40	Interception	2 - 1	0:45
RAV	2nd	R30	11:51	Kickoff	M00	10:28	*TOUCHDOWN	3 - 70	1:23
RAV		R28	09:05	Kickoff	M10	03:33	*FIELD GOAL	15 - 62	5:32 .
RAV		M20	02:58	Fumble	M31	01:53	Missed FG	4 - (11)	1:05 .
RAV		M28	01:38	Interception	M00	01:09	*TOUCHDOWN	3 - 28	0:29 .
RAV		R12	00:12	Punt	R16	00:00	End of half	1 - 4	0:12
RAV	3rd	R41	12:00	Kickoff	M25	07:54	*FIELD GOAL	12 - 34	4:06
RAV		R09	06:04	Interception	R44	02:25	Punt	7 - 35	3:39
RAV	4th	R34	12:00	Punt	M47	08:48	Punt	6 - 19	3:12
RAV		M23	06:53	Punt	M16	05:29	*FIELD GOAL	4 - 7	1:24 .
RAV		R46	04:37	Punt	M42	02:36	Punt	5 - 12	2:01
RAV		R20	01:39	Interception	R05	00:00	Downs	4 - (15)	1:39

Ravenwood	1st Qtr	2nd Qtr	3rd Qtr	4th Qtr	1st Half	2nd Half	Total
Time of possession	05:02	08:41	07:45	08:16	13:43	16:01	29:44
3rd down conversions	2-3	3-5	2-4	1-5	5-8	3-9	8-17
Average field position	R28	R44	R25	R44	R39	R37	R38
4th down conversions	0-0	0-0	0-0	0-1	0-0	0-1	0-1

		Drive Started			Drive Ended			Consumed	
Team	Qtr	Spot	Time	Obtained	Spot	Time	How lost	Pl - Yds	TOP
MARY	1st	R46	12:00	Kickoff	M47	10:16	Punt	3 - (7)	1:44
MARY		M25	05:59	Kickoff	R00	03:25	*TOUCHDOWN	7 - 75	2:34 .
MARY		R44	02:40	Interception	R25	11:51	*FIELD GOAL	8 - 19	2:49 .
MARY	2nd	M37	10:28	Kickoff	R00	09:05	*TOUCHDOWN	3 - 63	1:23 .
MARY		M32	03:33	Kickoff	M20	02:58	Fumble	2 - (12)	0:35
MARY		M20	01:53	Missed FG	M25	01:38	Interception	2 - 5	0:15
MARY		M37	01:09	Kickoff	M44	00:12	Punt	3 - 7	0:57
MARY	3rd	M40	12:00	Possession	M40	12:00	Kickoff	0 - 0	0:00
MARY		M39	07:54	Kickoff	R12	06:04	Interception	5 - 49	1:50 .
MARY		M33	02:25	Punt	M48	00:00	Punt	4 - 15	2:25
MARY	4th	M08	08:48	Punt	M01	06:53	Punt	3 - (7)	1:55
MARY		M29	05:29	Kickoff	M24	04:37	Punt	3 - (5)	0:52
MARY		M20	02:36	Punt	R33	01:39	Interception	9 - 47	0:57
MARY		R05	00:00	Downs	R05	00:00	End of half	0 - 0	0:00

Maryville	1st Qtr	2nd Qtr	3rd Qtr	4th Qtr	1st Half	2nd Half	Total
Time of possession	06:58	03:19	04:15	03:44	10:17	07:59	18:16
3rd down conversions	2-3	0-2	0-1	0-3	2-5	0-4	2-9
Average field position	M45	M31	M36	M19	M37	M25	M32
4th down conversions	0-0	0-0	0-0	1-1	0-0	1-1	1-1

Drive Chart (By Quarter) (Final)
The Automated ScoreBook
Ravenwood vs Maryville (Dec 05, 2015 at Cookeville, Tenn.)

		Drive Started			Drive Ended			Consumed	
Team	Qtr	Spot	Time	Obtained	Spot	Time	How lost	Pl - Yds	TOP
MARY	1st	R46	12:00	Kickoff	M47	10:16	Punt	3 - (7)	1:44
RAV		R19	10:16	Punt	M06	05:59	*FIELD GOAL	11 - 75	4:17 .
MARY		M25	05:59	Kickoff	R00	03:25	*TOUCHDOWN	7 - 75	2:34 .
RAV		R38	03:25	Kickoff	R39	02:40	Interception	2 - 1	0:45
MARY		R44	02:40	Interception	R25	11:51	*FIELD GOAL	8 - 19	2:49 .
RAV	2nd	R30	11:51	Kickoff	M00	10:28	*TOUCHDOWN	3 - 70	1:23
MARY		M37	10:28	Kickoff	R00	09:05	*TOUCHDOWN	3 - 63	1:23 .
RAV		R28	09:05	Kickoff	M10	03:33	*FIELD GOAL	15 - 62	5:32 .
MARY		M32	03:33	Kickoff	M20	02:58	Fumble	2 - (12)	0:35
RAV		M20	02:58	Fumble	M31	01:53	Missed FG	4 - (11)	1:05 .
MARY		M20	01:53	Missed FG	M25	01:38	Interception	2 - 5	0:15
RAV		M28	01:38	Interception	M00	01:09	*TOUCHDOWN	3 - 28	0:29 .
MARY		M37	01:09	Kickoff	M44	00:12	Punt	3 - 7	0:57
RAV		R12	00:12	Punt	R16	00:00	End of half	1 - 4	0:12
MARY	3rd	M40	12:00	Possession	M40	12:00	Kickoff	0 - 0	0:00
RAV		R41	12:00	Kickoff	M25	07:54	*FIELD GOAL	12 - 34	4:06
MARY		M39	07:54	Kickoff	R12	06:04	Interception	5 - 49	1:50 .
RAV		R09	06:04	Interception	R44	02:25	Punt	7 - 35	3:39
MARY		M33	02:25	Punt	M48	00:00	Punt	4 - 15	2:25
RAV	4th	R34	12:00	Punt	M47	08:48	Punt	6 - 19	3:12
MARY		M08	08:48	Punt	M01	06:53	Punt	3 - (7)	1:55
RAV		M23	06:53	Punt	M16	05:29	*FIELD GOAL	4 - 7	1:24 .
MARY		M29	05:29	Kickoff	M24	04:37	Punt	3 - (5)	0:52
RAV		R46	04:37	Punt	M42	02:36	Punt	5 - 12	2:01
MARY		M20	02:36	Punt	R33	01:39	Interception	9 - 47	0:57
RAV		R20	01:39	Interception	R05	00:00	Downs	4 - (15)	1:39
MARY		R05	00:00	Downs	R05	00:00	End of half	0 - 0	0:00

Play-by-Play Summary (1st quarter)
Ravenwood vs Maryville (Dec 05, 2015 at Cookeville, Tenn.)

Captains for Maryville: 5, 6, 21, 72
Captains for Ravenwood: 19, 23, 54, 17
Maryville has won the toss. They will receive the football.

		Holt kickoff 56 yards to the MARY4, Ervin return 50 yards to the RAV46, out-of-bounds (Holt).	
1-10	RAV 46	Ervin rush for 1 yard to the RAV45 (Babalola).	
2-9	RAV 45	Hopkins pass complete to Tillery for 20 yards to the RAV25 (Stoner;Spence), PENALTY MARY holding (Ja. Wall) 11 yards to the MARY44, NO PLAY.	
2-20	Mary 44	Hopkins rush for 3 yards to the MARY47 (Thompson).	
3-17	Mary 47	Hopkins pass incomplete to B. Watson.	
4-17	Mary 47	Orren punt 34 yards to the RAV19, Rowland return 0 yards to the RAV19 (R. Gibril;Cobb).	

3 plays, minus 7 yards, 1:44

RAVENWOOD drive start at 10:16.

1-10	RAV 19	Jeffries rush for 3 yards to the RAV22 (Oliveira).	
2-7	RAV 22	Jeffries rush for 1 yard to the RAV23 (Zwolinski;Delozier).	
3-6	RAV 23	Rowland rush for 6 yards to the RAV29, 1ST DOWN RAV (Yoakum).	R1
1-10	RAV 29	Jeffries rush for 20 yards to the RAV49, 1ST DOWN RAV (Townsend).	R2
1-10	RAV 49	Rappe rush for 3 yards to the MARY48 (Purty).	
2-7	Mary 48	Jeffries rush for 1 yard to the MARY47 (Blackmon).	
3-6	Mary 47	PENALTY MARY encroachment (Purty) 5 yards to the MARY42.	
3-1	Mary 42	Rappe pass complete to Rowland for 40 yards to the MARY2, 1ST DOWN RAV (Martin).	P3
1-G	Mary 02	Rowland rush for loss of 5 yards to the MARY7 (Blackmon).	
2-G	Mary 07	Jeffries rush for 3 yards to the MARY4 (Zwolinski).	
3-G	Mary 04	Rappe rush for loss of 2 yards to the MARY6 (Zwolinski).	
4-G	Mary 06	Holt field goal attempt from 23 GOOD, clock 05:59.	

Ravenwood 3, Maryville 0

11 plays, 75 yards, 4:17

		Holt kickoff 50 yards to the MARY10, Martin return 15 yards to the MARY25 (Wallace).	

MARYVILLE drive start at 05:59.

1-10	Mary 25	Hopkins pass incomplete to Cobb (Bloedorn).	
2-10	Mary 25	Markham rush for 23 yards to the MARY48, 1ST DOWN MARY, out-of-bounds (Stallcup), PENALTY RAV face mask (Stallcup) 15 yards to the RAV37, 1ST DOWN MARY.	X2
1-10	RAV 37	1st and 10.	
1-10	RAV 37	Hopkins rush for loss of 1 yard to the RAV38 (Williams;Thompson).	
2-11	RAV 38	Tillery rush for 1 yard to the RAV37 (Moore).	
3-10	RAV 37	Hopkins pass complete to Tillery for 19 yards to the RAV18, 1ST DOWN MARY (Thompson;Lutgens).	P3
1-10	RAV 18	Markham rush for 2 yards to the RAV16 (Lutgens).	
2-8	RAV 16	PENALTY RAV encroachment (Bloedorn) 5 yards to the RAV11.	
2-3	RAV 11	Hopkins pass complete to B. Watson for 11 yards to the RAV0, 1ST DOWN MARY, TOUCHDOWN, clock 03:25.	P4
1-G	RAV 03	Cone kick attempt good.	

Maryville 7, Ravenwood 3

7 plays, 75 yards, 2:34

		Cone kickoff 45 yards to the RAV15, Gleaves return 5 yards to the RAV20, Rowland for 18 yards to the RAV38 (Rouse).	

RAVENWOOD drive start at 03:25, RAV ball on RAV38.

1-10	RAV 38	Rowland rush for 1 yard to the RAV39 (Oliveira).	
2-9	RAV 39	Rappe pass intercepted by Blackmon at the RAV48, Blackmon return 4 yards to the RAV44 (Jeffries).	

2 plays, 1 yard, 0:45

MARYVILLE drive start at 02:40.

1-10	RAV 44	Hopkins pass incomplete to Tillery.	
2-10	RAV 44	Hopkins rush for 1 yard to the RAV43 (Thompson).	
3-9	RAV 43	Hopkins pass complete to Markham for 29 yards to the RAV14, 1ST DOWN MARY, out-of-bounds (Stoner).	P5
1-10	RAV 14	Hopkins rush for 4 yards to the RAV10 (Erickson;Babalola).	
2-6	RAV 10	Ervin rush for 2 yards to the RAV8 (Harper).	
3-4	RAV 08	Hopkins rush for loss of 2 yards to the RAV10 (Lutgens), PENALTY MARY illegal block (Jo. Wall) 15 yards to the RAV25.	
3-21	RAV 25	3rd and 21.	

END OF 1st QUARTER: Maryville 7, Ravenwood 3

		Time	1st Downs				Conversions				
Quarter Summary	Score	Poss	R	P	X	T	3rd	4th	Rushing	Passing	Penalties
Ravenwood	3	05:02	2	1	0	3	2-3	0-0	10-31	1-2-1-40	2-20
Maryville	7	06:58	1	3	1	5	1-2	0-0	10-34	3-6-0-59	3-31

Quickie Statistics (1st quarter)
Ravenwood vs Maryville (Dec 05, 2015 at Cookeville, Tenn.)

	RAV	MARY
Score	3	7
FIRST DOWNS	3	5
RUSHES-YARDS (NET)	10-31	10-34
PASSING YDS (NET)	40	59
Passes Att-Comp-Int	2-1-1	6-3-0
TOTAL OFFENSE PLAYS-YARDS	12-71	16-93
Fumble Returns-Yards	0-0	0-0
Punt Returns-Yards	1-0	0-0
Kickoff Returns-Yards	1-23	2-65
Interception Returns-Yards	0-0	1-4
Punts (Number-Avg)	0-0.0	1-34.0
Fumbles-Lost	0-0	0-0
Penalties-Yards	2-20	3-31
Possession Time	05:02	06:58
Third-Down Conversions	2 of 3	2 of 3
Fourth-Down Conversions	0 of 0	0 of 0

Ravenwood

Rushing	No.	Gain	Loss	Net	TD	Lg	Avg
Connor Jeffries	5	28	0	28	0	20	5.6
Chris Rowland	3	7	5	2	0	6	0.7
Andrew Rappe	2	3	2	1	0	3	0.5

Passing	C-A-I	Yds	TD	Long	Sack
Andrew Rappe	1-2-1	40	0	40	0

Receiving	No.	Yards	TD	Long
Chris Rowland	1	40	0	40

Punting	No.	Yds	Avg	Long	In20	TB

Punt Returns	No.	Yards	TD	Long
Chris Rowland	1	0	0	0

Kick Returns	No.	Yards	TD	Long
Caelen Gleaves	1	5	0	5
Chris Rowland	0	18	0	18

Tackles	UA-A	Total	Sacks	TFL
John Thompson	2-2	4	0.0	0.5
Andrew Lutgens	2-1	3	0.0	1.0
Argodele Babalola	1-1	2	0.0	0.0
Connor Jeffries	1-0	1	0.0	0.0

Maryville

Rushing	No.	Gain	Loss	Net	TD	Lg	Avg
Christian Markham	2	25	0	25	0	23	12.5
Dylan Hopkins	4	8	2	6	0	4	1.5
Jordan Ervin	2	3	0	3	0	2	1.5
Brian Tillery	1	1	0	1	0	1	1.0

Passing	C-A-I	Yds	TD	Long	Sack
Dylan Hopkins	3-6-0	59	1	29	0

Receiving	No.	Yards	TD	Long
Christian Markham	1	29	0	29
Brian Tillery	1	19	0	19
Blake Watson	1	11	1	11

Punting	No.	Yds	Avg	Long	In20	TB
Luke Orren	1	34	34.0	34	1	0

Punt Returns	No.	Yards	TD	Long

Kick Returns	No.	Yards	TD	Long
Jordan Ervin	1	50	0	50
Drake Martin	1	15	0	15

Tackles	UA-A	Total	Sacks	TFL
Tyler Zwolinski	2-1	3	0.0	1.0
T.D. Blackmon	2-0	2	0.0	1.0
Blake Oliveira	2-0	2	0.0	0.0
Josh Rouse	1-0	1	0.0	0.0

Qtr	Time	Scoring Play	V-H
1st	05:59	RAV - Crews Holt 23 yd field goal, 11-75 4:17	3 - 0
	03:25	MARY - Blake Watson 11 yd pass from Dylan Hopkins (Matthew Cone kick), 7-75 2:34	3 - 7

Play-by-Play Summary (2nd quarter)
Ravenwood vs Maryville (Dec 05, 2015 at Cookeville, Tenn.)

3-21	RAV 25	Start of 2nd quarter, clock 12:00.	
3-21	RAV 25	Hopkins pass incomplete to Markham.	
4-21	RAV 25	Cone field goal attempt from 42 GOOD, clock 11:51.	

Maryville 10, Ravenwood 3

8 plays, 19 yards, 2:49

Cone kickoff 32 yards to the RAV28, Gleaves return 2 yards to the RAV30 (Cobb).

RAVENWOOD drive start at 11:51.

1-10	RAV 30	Jeffries rush for 3 yards to the RAV33 (Yoakum;Blackmon).	
2-7	RAV 33	Rappe rush for 4 yards to the RAV37 (Oliveira).	
3-3	RAV 37	Rappe pass complete to Rowland for 63 yards to the MARY0, 1ST DOWN RAV, TOUCHDOWN, clock 10:28.	P4
1-G	Mary 03	Holt kick attempt good.	

Maryville 10, Ravenwood 10

3 plays, 70 yards, 1:23

Holt kickoff 23 yards to the MARY37, fair catch by Cunningham.

MARYVILLE drive start at 10:28.

1-10	Mary 37	Hopkins rush for 6 yards to the MARY43, out-of-bounds (Stallcup), PENALTY MARY holding (Jae. Williams) 11 yards to the MARY26, NO PLAY.	
1-21	Mary 26	Markham pass complete to Hopkins for 59 yards to the RAV15, 1ST DOWN MARY (Stoner).	P6
1-10	RAV 15	Markham rush for 3 yards to the RAV12 (Lutgens).	
2-7	RAV 12	Hopkins pass complete to Tillery for 12 yards to the RAV0, 1ST DOWN MARY, TOUCHDOWN, clock 09:05.	P7
1-G	RAV 03	Cone kick attempt good.	

Maryville 17, Ravenwood 10

3 plays, 63 yards, 1:23

Cone kickoff 32 yards to the RAV28, fair catch by Gleaves.

RAVENWOOD drive start at 09:05.

1-10	RAV 28	Rappe pass complete to Freeman for 5 yards to the RAV33 (Nelson).	
2-5	RAV 33	PENALTY RAV false start (Cassin) 5 yards to the RAV28.	
2-10	RAV 28	Rappe pass incomplete to Facer (Martin).	
3-10	RAV 28	Rappe rush for 13 yards to the RAV41, 1ST DOWN RAV (Nelson;Purty).	R5
1-10	RAV 41	Rappe pass incomplete to Facer (Purty).	
2-10	RAV 41	Jeffries rush for 8 yards to the RAV49 (Blackmon).	
3-2	RAV 49	Jeffries rush for 11 yards to the MARY40, 1ST DOWN RAV (Nelson).	R6
1-10	Mary 40	Rappe sacked for loss of 7 yards to the MARY47 (Young), PENALTY MARY face mask 15 yards to the MARY32.	
1-2	Mary 32	1st and 2.	
1-2	Mary 32	Rappe pass complete to Nelson for 1 yard to the MARY31 (Martin;Murrell).	
2-1	Mary 31	Jeffries rush for 2 yards to the MARY29, 1ST DOWN RAV (Oliveira).	R7
1-10	Mary 29	Rowland rush for 2 yards to the MARY27 (Yoakum).	
2-8	Mary 27	PENALTY MARY personal foul 15 yards to the MARY12, 1ST DOWN RAV.	X8
1-10	Mary 12	Jeffries rush for 1 yard to the MARY11 (Jac. Williams).	
2-9	Mary 11	Rowland rush for 5 yards to the MARY6 (Yoakum), PENALTY RAV holding (Harmon) 15 yards to the MARY21.	
2-19	Mary 21	2nd and 19.	
2-19	Mary 21	Rowland rush for 3 yards to the MARY18 (Oliveira).	
3-16	Mary 18	Rappe pass complete to Rowland for 8 yards to the MARY10 (Townsend).	
4-8	Mary 10	Holt field goal attempt from 27 GOOD, clock 03:33.	

Maryville 17, Ravenwood 13

15 plays, 62 yards, 5:32

Holt kickoff 28 yards to the MARY32, fair catch by Cunningham.

MARYVILLE drive start at 03:33.

1-10	Mary 32	Hopkins rush for 2 yards to the MARY34 (Thompson).
2-8	Mary 34	Hopkins sacked for loss of 14 yards to the MARY20 (Kopecky), fumble by Hopkins recovered by RAV Kopecky at MARY20.

2 plays, minus 12 yards, 0:35

RAVENWOOD drive start at 02:58.

1-10	Mary 20	Rappe pass incomplete to Facer (Martin).
2-10	Mary 20	Rappe rush for loss of 11 yards to the MARY31, fumble by Rappe recovered by RAV TEAM at MARY31, out-of-bounds.
3-21	Mary 31	Jeffries rush for no gain to the MARY31 (Young).
4-21	Mary 31	Timeout Ravenwood, clock 01:57.
4-21	Mary 31	Holt field goal attempt from 48 MISSED - short, spot at MARY20, clock 01:53.

4 plays, minus 11 yards, 1:05

MARYVILLE drive start at 01:53.

1-10	Mary 20	Hopkins rush for 5 yards to the MARY25, out-of-bounds.
2-5	Mary 25	Hopkins pass intercepted by Williams at the MARY39, Williams return 11 yards to the MARY28, out-of-bounds (Ervin).

2 plays, 5 yards, 0:15

Play-by-Play Summary (2nd quarter)
Ravenwood vs Maryville (Dec 05, 2015 at Cookeville, Tenn.)

RAVENWOOD drive start at 01:38.

1-10	Mary 28	Rappe rush for 15 yards to the MARY13, 1ST DOWN RAV (Yoakum;Blackmon).	R9
1-10	Mary 13	Rappe rush for 3 yards to the MARY10 (Murrell), PENALTY MARY personal foul 5 yards to the MARY5.	
1-2	Mary 05	1st and 2.	
1-2	Mary 05	Rowland pass complete to Nelson for 5 yards to the MARY0, 1ST DOWN RAV, TOUCHDOWN, clock 01:09.	P10
1-G	Mary 03	Holt kick attempt good.	

Ravenwood 20, Maryville 17

3 plays, 28 yards, 0:29

Holt kickoff 39 yards to the MARY21, Martin return 16 yards to the MARY37 (D. Rice).

MARYVILLE drive start at 01:09.

1-10	Mary 37	Markham rush for 2 yards to the MARY39 (Thompson).
2-8	Mary 39	Hopkins rush for 5 yards to the MARY44 (Stallcup).
3-3	Mary 44	Hopkins pass incomplete to Brock (Stallcup).
4-3	Mary 44	Timeout Ravenwood, clock 00:25.
4-3	Mary 44	Orren punt 41 yards to the RAV15, Rowland return 7 yards to the RAV22 (Blackmon), PENALTY RAV illegal block (Babalola) 10 yards to the RAV12, 1st and 10, RAV ball on RAV12.

3 plays, 7 yards, 0:57

RAVENWOOD drive start at 00:12.

1-10	RAV 12	Jeffries rush for 4 yards to the RAV16 (Young).
		End of half, clock 00:00.

1 play, 4 yards, 0:12

END OF 2nd QUARTER: Ravenwood 20, Maryville 17

		Time	1st Downs				Conversions				
Quarter Summary	Score	Poss	R	P	X	T	3rd	4th	Rushing	Passing	Penalties
Ravenwood	17	08:41	4	2	1	7	3-5	0-0	16-56	5-8-0-82	3-30
Maryville	10	03:19	0	2	0	2	0-2	0-0	6-3	2-5-1-71	4-46

Quickie Statistics (Halftime)
Ravenwood vs Maryville (Dec 05, 2015 at Cookeville, Tenn.)

	RAV	MARY
Score	20	17
FIRST DOWNS	10	7
RUSHES-YARDS (NET)	26-87	16-37
PASSING YDS (NET)	122	130
Passes Att-Comp-Int	10-6-1	11-5-1
TOTAL OFFENSE PLAYS-YARDS	36-209	27-167
Fumble Returns-Yards	0-0	0-0
Punt Returns-Yards	2-7	0-0
Kickoff Returns-Yards	2-25	3-81
Interception Returns-Yards	1-11	1-4
Punts (Number-Avg)	0-0.0	2-37.5
Fumbles-Lost	1-0	1-1
Penalties-Yards	5-50	7-77
Possession Time	13:43	10:17
Third-Down Conversions	5 of 8	2 of 5
Fourth-Down Conversions	0 of 0	0 of 0

Ravenwood

Rushing	No.	Gain	Loss	Net	TD	Lg	Avg
Connor Jeffries	12	57	0	57	0	20	4.8
Andrew Rappe	8	38	20	18	0	15	2.2
Chris Rowland	6	17	5	12	0	6	2.0

Passing	C-A-I	Yds	TD	Long	Sack
Andrew Rappe	5-9-1	117	1	63	1
Chris Rowland	1-1-0	5	1	5	0

Receiving	No.	Yards	TD	Long
Chris Rowland	3	111	1	63
Carter Nelson	2	6	1	5
Nathan Freeman	1	5	0	5

Punting	No.	Yds	Avg	Long	In20	TB

Punt Returns	No.	Yards	TD	Long
Chris Rowland	2	7	0	7

Kick Returns	No.	Yards	TD	Long
Caelen Gleaves	2	7	0	5
Chris Rowland	0	18	0	18

Tackles	UA-A	Total	Sacks	TFL
John Thompson	4-2	6	0.0	0.5
Andrew Lutgens	3-1	4	0.0	1.0
Nate Stoner	2-0	2	0.0	0.0
Nick Stallcup	2-0	2	0.0	0.0

Maryville

Rushing	No.	Gain	Loss	Net	TD	Lg	Avg
Christian Markham	4	30	0	30	0	23	7.5
Dylan Hopkins	8	20	16	4	0	5	0.5
Jordan Ervin	2	3	0	3	0	2	1.5
Brian Tillery	1	1	0	1	0	1	1.0

Passing	C-A-I	Yds	TD	Long	Sack
Dylan Hopkins	4-10-1	71	2	29	1
Christian Markham	1-1-0	59	0	59	0

Receiving	No.	Yards	TD	Long
Brian Tillery	2	31	1	19
Dylan Hopkins	1	59	0	59
Christian Markham	1	29	0	29
Blake Watson	1	11	1	11

Punting	No.	Yds	Avg	Long	In20	TB
Luke Orren	2	75	37.5	41	2	0

Punt Returns	No.	Yards	TD	Long

Kick Returns	No.	Yards	TD	Long
Drake Martin	2	31	0	16
Jordan Ervin	1	50	0	50

Tackles	UA-A	Total	Sacks	TFL
T.D. Blackmon	4-2	6	0.0	1.0
Blake Oliveira	5-0	5	0.0	0.0
Josh Yaokum	3-2	5	0.0	0.0
Matt Young	3-0	3	1.0	1.0

Qtr	Time	Scoring Play	V-H
1st	05:59	RAV - Crews Holt 23 yd field goal, 11-75 4:17	3 - 0
	03:25	MARY - Blake Watson 11 yd pass from Dylan Hopkins (Matthew Cone kick), 7-75 2:34	3 - 7
2nd	11:51	MARY - Matthew Cone 42 yd field goal, 8-19 2:49	3 - 10
	10:28	RAV - Chris Rowland 63 yd pass from Andrew Rappe (Crews Holt kick), 3-70 1:23	10 - 10
	09:05	MARY - Brian Tillery 12 yd pass from Dylan Hopkins (Matthew Cone kick), 3-63 1:23	10 - 17
	03:33	RAV - Crews Holt 27 yd field goal, 15-62 5:32	13 - 17
	01:09	RAV - Carter Nelson 5 yd pass from Chris Rowland (Crews Holt kick), 3-28 0:29	20 - 17

Play-by-Play Summary (3rd quarter)
Ravenwood vs Maryville (Dec 05, 2015 at Cookeville, Tenn.)

Start of 3rd quarter, clock 12:00.

2-6	RAV 16	Change of possession, MARY ball on MARY40, 1st and 10.	

MARYVILLE drive start at 12:00.

Cone kickoff 19 yards to the RAV41, fair catch by Hughes.

RAVENWOOD drive start at 12:00.

1-10	RAV 41	Rappe rush for 5 yards to the RAV46, out-of-bounds (Martin).	
2-5	RAV 46	Rappe rush for 4 yards to the 50 yardline (Murrell).	
3-1	RAV 50	Rowland rush for 5 yards to the MARY45, 1ST DOWN RAV (Blackmon).	R11
1-10	Mary 45	Rowland rush for 7 yards to the MARY38 (Martin;Blackmon).	
2-3	Mary 38	Jeffries rush for 2 yards to the MARY36 (Murrell).	
3-1	Mary 36	Rappe rush for 1 yard to the MARY35, 1ST DOWN RAV (Purty).	R12
1-10	Mary 35	Jeffries rush for no gain to the MARY35 (Blackmon;Murrell).	
2-10	Mary 35	Rappe pass complete to Facer for 11 yards to the MARY24, 1ST DOWN RAV (Martin).	P13
1-10	Mary 24	Jeffries rush for loss of 3 yards to the MARY27 (Martin).	
2-13	Mary 27	Jeffries rush for 2 yards to the MARY25 (Murrell).	
3-11	Mary 25	Rappe pass incomplete to Facer (Martin).	
4-11	Mary 25	Holt field goal attempt from 42 GOOD, clock 07:54.	

Ravenwood 23, Maryville 17

12 plays, 34 yards, 4:06

Holt kickoff 21 yards to the MARY39, Nelson return 0 yards to the MARY39.

MARYVILLE drive start at 07:54.

1-10	Mary 39	Ervin rush for 3 yards to the MARY42 (Spence;Thompson).	
2-7	Mary 42	Hopkins pass complete to Hopkins for 21 yards to the RAV37, 1ST DOWN MARY (Linde).	P8
1-10	RAV 37	Hopkins rush for 23 yards to the RAV14, 1ST DOWN MARY (Stoner).	R9
1-10	RAV 14	Hopkins rush for 2 yards to the RAV12 (Moore;Thompson).	
2-8	RAV 12	Hopkins pass intercepted by Lutgens at the RAV3, Lutgens return 6 yards to the RAV9 (Hopkins;McCall).	

5 plays, 49 yards, 1:50

RAVENWOOD drive start at 06:04.

1-10	RAV 09	Rappe rush for 3 yards to the RAV12 (Jac. Williams).	
2-7	RAV 12	Jeffries rush for 8 yards to the RAV20, 1ST DOWN RAV (Blackmon).	R14
1-10	RAV 20	Rowland rush for 3 yards to the RAV23 (Martin).	
2-7	RAV 23	Rappe pass complete to Facer for 17 yards to the RAV40, 1ST DOWN RAV, out-of-bounds (Blackmon).	P15
1-10	RAV 40	Rappe rush for 5 yards to the RAV45 (Blackmon).	
2-5	RAV 45	Jeffries rush for 4 yards to the RAV49 (Young;Murrell).	
3-1	RAV 49	Rappe rush for no gain to the RAV49 (Purty).	
4-1	RAV 49	PENALTY RAV delay of game 5 yards to the RAV44.	
4-6	RAV 44	Linde punt 23 yards to the MARY33, fair catch by Markham.	

7 plays, 35 yards, 3:39

MARYVILLE drive start at 02:25.

1-10	Mary 33	Ervin rush for 19 yards to the RAV48, 1ST DOWN MARY (Lutgens;Stoner).	R10
1-10	RAV 48	Cobb rush for 8 yards to the RAV40 (Bloedorn).	
2-2	RAV 40	TEAM rush for loss of 5 yards to the RAV45.	
3-7	RAV 45	Hopkins sacked for loss of 7 yards to the MARY48 (Kopecky).	
4-14	Mary 48	Orren punt 18 yards to the RAV34, out-of-bounds.	

4 plays, 15 yards, 2:25

RAVENWOOD drive start at 00:00.

END OF 3rd QUARTER: Ravenwood 23, Maryville 17

		Time	1st Downs				Conversions				
Quarter Summary	Score	Poss	R	P	X	T	3rd	4th	Rushing	Passing	Penalties
Ravenwood	3	07:45	3	2	0	5	2-4	0-0	15-46	2-3-0-28	1-5
Maryville	0	04:15	2	1	0	3	0-1	0-0	7-43	1-2-1-21	0-0

Quickie Statistics (3rd quarter)
Ravenwood vs Maryville (Dec 05, 2015 at Cookeville, Tenn.)

	RAV	MARY
Score	23	17
FIRST DOWNS	15	10
RUSHES-YARDS (NET)	41-133	23-80
PASSING YDS (NET)	150	151
Passes Att-Comp-Int	13-8-1	13-6-2
TOTAL OFFENSE PLAYS-YARDS	54-283	36-231
Fumble Returns-Yards	0-0	0-0
Punt Returns-Yards	2-7	0-0
Kickoff Returns-Yards	2-25	4-81
Interception Returns-Yards	2-17	1-4
Punts (Number-Avg)	1-23.0	3-31.0
Fumbles-Lost	1-0	1-1
Penalties-Yards	6-55	7-77
Possession Time	21:28	14:32
Third-Down Conversions	7 of 12	2 of 6
Fourth-Down Conversions	0 of 0	0 of 0

Ravenwood

Rushing	No.	Gain	Loss	Net	TD	Lg	Avg
Connor Jeffries	18	73	3	70	0	20	3.9
Andrew Rappe	14	56	20	36	0	15	2.6
Chris Rowland	9	32	5	27	0	7	3.0

Passing	C-A-I	Yds	TD	Long	Sack
Andrew Rappe	7-12-1	145	1	63	1
Chris Rowland	1-1-0	5	1	5	0

Receiving	No.	Yards	TD	Long
Chris Rowland	3	111	1	63
Nathan Facer	2	28	0	17
Carter Nelson	2	6	1	5
Nathan Freeman	1	5	0	5

Punting	No.	Yds	Avg	Long	In20	TB
Grayson Linde	1	23	23.0	23	0	0

Punt Returns	No.	Yards	TD	Long
Chris Rowland	2	7	0	7

Kick Returns	No.	Yards	TD	Long
Caelen Gleaves	2	7	0	5
Chris Rowland	0	18	0	18

Tackles	UA-A	Total	Sacks	TFL
John Thompson	4-4	8	0.0	0.5
Andrew Lutgens	3-2	5	0.0	1.0
Nate Stoner	3-1	4	0.0	0.0
Nick Stallcup	2-0	2	0.0	0.0

Maryville

Rushing	No.	Gain	Loss	Net	TD	Lg	Avg
Christian Markham	4	30	0	30	0	23	7.5
Jordan Ervin	4	25	0	25	0	19	6.2
Dylan Hopkins	10	43	23	20	0	23	2.0
Isaiah Cobb	1	8	0	8	0	8	8.0

Passing	C-A-I	Yds	TD	Long	Sack
Dylan Hopkins	5-12-2	92	2	29	2
Christian Markham	1-1-0	59	0	59	0

Receiving	No.	Yards	TD	Long
Brian Tillery	2	31	1	19
Dylan Hopkins	1	59	0	59
Christian Markham	1	29	0	29
Dylan Hopkins	1	21	0	21

Punting	No.	Yds	Avg	Long	In20	TB
Luke Orren	3	93	31.0	41	2	0

Punt Returns	No.	Yards	TD	Long

Kick Returns	No.	Yards	TD	Long
Drake Martin	2	31	0	16
Jordan Ervin	1	50	0	50

Tackles	UA-A	Total	Sacks	TFL
T.D. Blackmon	8-4	12	0.0	1.0
Drake Martin	5-2	7	0.0	1.0
Colton Murrell	4-3	7	0.0	0.0
Blake Oliveira	5-0	5	0.0	0.0

Qtr	Time	Scoring Play	V-H
1st	05:59	RAV - Crews Holt 23 yd field goal, 11-75 4:17	3 - 0
	03:25	MARY - Blake Watson 11 yd pass from Dylan Hopkins (Matthew Cone kick), 7-75 2:34	3 - 7
2nd	11:51	MARY - Matthew Cone 42 yd field goal, 8-19 2:49	3 - 10
	10:28	RAV - Chris Rowland 63 yd pass from Andrew Rappe (Crews Holt kick), 3-70 1:23	10 - 10
	09:05	MARY - Brian Tillery 12 yd pass from Dylan Hopkins (Matthew Cone kick), 3-63 1:23	10 - 17
	03:33	RAV - Crews Holt 27 yd field goal, 15-62 5:32	13 - 17
	01:09	RAV - Carter Nelson 5 yd pass from Chris Rowland (Crews Holt kick), 3-28 0:29	20 - 17
3rd	07:54	RAV - Crews Holt 42 yd field goal, 12-34 4:06	23 - 17

Play-by-Play Summary (4th quarter)
Ravenwood vs Maryville (Dec 05, 2015 at Cookeville, Tenn.)

1-10	RAV 34	Start of 4th quarter, clock 12:00.	
1-10	RAV 34	Rappe rush for 2 yards to the RAV36 (Blackmon).	
2-8	RAV 36	Rappe pass complete to Rowland for 4 yards to the RAV40 (Blackmon).	
3-4	RAV 40	Jeffries rush for 6 yards to the RAV46, 1ST DOWN RAV (Blackmon).	R16
1-10	RAV 46	Rappe rush for 4 yards to the 50 yardline (Zwolinski).	
2-6	RAV 50	Jeffries rush for 1 yard to the MARY49 (Young).	
3-5	Mary 49	Rappe rush for 2 yards to the MARY47 (Blackmon).	
4-3	Mary 47	Linde punt 39 yards to the MARY8, fair catch by Brock.	

6 plays, 19 yards, 3:12

MARYVILLE drive start at 08:48.

1-10	Mary 08	Ervin rush for 3 yards to the MARY11 (Spence).	
2-7	Mary 11	Ervin rush for loss of 1 yard to the MARY10.	
3-8	Mary 10	Markham rush for loss of 9 yards to the MARY1 (Bloedorn;Williams).	
4-17	Mary 01	Orren punt 22 yards to the MARY23, out-of-bounds.	

3 plays, minus 7 yards, 1:55

RAVENWOOD drive start at 06:53.

1-10	Mary 23	Rappe rush for 1 yard to the MARY22 (Murrell).	
2-9	Mary 22	Rowland rush for 2 yards to the MARY20 (Young).	
3-7	Mary 20	Rappe rush for 4 yards to the MARY16, out-of-bounds.	
4-3	Mary 16	Holt field goal attempt from 33 GOOD, clock 05:29.	

Ravenwood 26, Maryville 17

4 plays, 7 yards, 1:24

Holt kickoff 31 yards to the MARY29, fair catch by Cobb.

MARYVILLE drive start at 05:29.

1-10	Mary 29	Hopkins rush for loss of 5 yards to the MARY24 (Thompson).	
2-15	Mary 24	Hopkins pass incomplete to Brock.	
3-15	Mary 24	Hopkins pass incomplete to Tillery (Babalola).	
4-15	Mary 24	Orren punt 30 yards to the RAV46, downed.	

3 plays, minus 5 yards, 0:52

RAVENWOOD drive start at 04:37.

1-10	RAV 46	Rappe rush for 1 yard to the RAV47 (Martin).	
2-9	RAV 47	Rowland rush for 12 yards to the MARY41, 1ST DOWN RAV (Zwolinski).	R17
1-10	Mary 41	Jeffries rush for loss of 1 yard to the MARY42 (Young), PENALTY RAV IF declined.	
2-11	Mary 42	Jeffries rush for no gain to the MARY42 (Oliveira).	
3-11	Mary 42	Timeout Maryville, clock 02:57.	
3-11	Mary 42	PENALTY RAV false start (Freeman) 5 yards to the MARY47.	
3-16	Mary 47	Rappe rush for 5 yards to the MARY42, out-of-bounds (Delozier).	
4-11	Mary 42	Timeout Maryville, clock 02:45.	
4-11	Mary 42	Linde punt 42 yards to the MARY0, touchback.	

5 plays, 12 yards, 2:01

MARYVILLE drive start at 02:36.

1-10	Mary 20	Hopkins pass complete to Cunningham for 5 yards to the MARY25, out-of-bounds.	
2-5	Mary 25	Hopkins pass complete to Brock for 12 yards to the MARY37, 1ST DOWN MARY, out-of-bounds.	P11
1-10	Mary 37	Hopkins pass incomplete to Brock.	
2-10	Mary 37	Hopkins pass incomplete to Markham (Gleaves).	
3-10	Mary 37	Hopkins pass incomplete to Cunningham.	
4-10	Mary 37	Hopkins pass complete to Markham for 8 yards to the MARY45, C. Walker for 6 yards to the RAV49, 1ST DOWN MARY, out-of-bounds (Stoner).	P12
1-10	RAV 49	Hopkins pass incomplete to Brock.	
2-10	RAV 49	Hopkins pass complete to Tillery for 16 yards to the RAV33, 1ST DOWN MARY (Gleaves;Thompson).	P13
1-10	RAV 33	Timeout Ravenwood, clock 01:46.	
1-10	RAV 33	Hopkins pass intercepted by Stoner at the RAV0, Stoner return 0 yards to the RAV0, touchback.	

9 plays, 47 yards, 0:57

RAVENWOOD drive start at 01:39.

1-10	RAV 20	Rappe pass complete to Rowland for 2 yards to the RAV22 (Yoakum).	
2-8	RAV 22	Timeout Maryville, clock 01:33.	
2-8	RAV 22	Rowland rush for loss of 1 yard to the RAV21 (Purty).	
3-9	RAV 21	Rappe rush for 1 yard to the RAV22 (Nelson).	
4-8	RAV 22	Timeout Ravenwood, clock 00:04.	
4-8	RAV 22	TEAM rush for loss of 17 yards to the RAV5.	

4 plays, minus 15 yards, 1:39

MARYVILLE drive start at 00:00.

End of game, clock 00:00.

FINAL SCORE: Ravenwood 26, Maryville 17

Play-by-Play Summary (4th quarter)
Ravenwood vs Maryville (Dec 05, 2015 at Cookeville, Tenn.)

		Time	1st Downs				Conversions				
Quarter Summary	Score	Poss	R	P	X	T	3rd	4th	Rushing	Passing	Penalties
Ravenwood	3	08:16	2	0	0	2	1-5	0-1	16-22	2-2-0-6	1-5
Maryville	0	03:44	0	3	0	3	0-3	1-1	4-(-12)	4-11-1-47	0-0

Quickie Statistics (4th quarter)
Ravenwood vs Maryville (Dec 05, 2015 at Cookeville, Tenn.)

	RAV	MARY
Score	26	17
FIRST DOWNS	17	13
RUSHES-YARDS (NET)	57-155	27-68
PASSING YDS (NET)	156	198
Passes Att-Comp-Int	15-10-1	24-10-3
TOTAL OFFENSE PLAYS-YARDS	72-311	51-266
Fumble Returns-Yards	0-0	0-0
Punt Returns-Yards	2-7	0-0
Kickoff Returns-Yards	2-25	4-81
Interception Returns-Yards	3-17	1-4
Punts (Number-Avg)	3-34.7	5-29.0
Fumbles-Lost	1-0	1-1
Penalties-Yards	7-60	7-77
Possession Time	29:44	18:16
Third-Down Conversions	8 of 17	2 of 9
Fourth-Down Conversions	0 of 1	1 of 1

Ravenwood

Rushing	No.	Gain	Loss	Net	TD	Lg	Avg
Connor Jeffries	22	80	4	76	0	20	3.5
Andrew Rappe	22	76	20	56	0	15	2.5
Chris Rowland	12	46	6	40	0	12	3.3
TEAM	1	0	17	-17	0	0	-17.0

Passing	C-A-I	Yds	TD	Long	Sack
Andrew Rappe	9-14-1	151	1	63	1
Chris Rowland	1-1-0	5	1	5	0

Receiving	No.	Yards	TD	Long
Chris Rowland	5	117	1	63
Nathan Facer	2	28	0	17
Carter Nelson	2	6	1	5
Nathan Freeman	1	5	0	5

Punting	No.	Yds	Avg	Long	In20	TB
Grayson Linde	3	104	34.7	42	1	1

Punt Returns	No.	Yards	TD	Long
Chris Rowland	2	7	0	7

Kick Returns	No.	Yards	TD	Long
Caelen Gleaves	2	7	0	5
Chris Rowland	0	18	0	18

Tackles	UA-A	Total	Sacks	TFL
John Thompson	5-5	10	0.0	1.5
Nate Stoner	4-1	5	0.0	0.0
Andrew Lutgens	3-2	5	0.0	1.0
Nick Stallcup	2-0	2	0.0	0.0

Maryville

Rushing	No.	Gain	Loss	Net	TD	Lg	Avg
Jordan Ervin	6	28	1	27	0	19	4.5
Christian Markham	5	30	9	21	0	23	4.2
Dylan Hopkins	11	43	28	15	0	23	1.4
Isaiah Cobb	1	8	0	8	0	8	8.0

Passing	C-A-I	Yds	TD	Long	Sack
Dylan Hopkins	9-23-3	139	2	29	2
Christian Markham	1-1-0	59	0	59	0

Receiving	No.	Yards	TD	Long
Brian Tillery	3	47	1	19
Christian Markham	2	37	0	29
Dylan Hopkins	1	59	0	59
Dylan Hopkins	1	21	0	21

Punting	No.	Yds	Avg	Long	In20	TB
Luke Orren	5	145	29.0	41	2	0

Punt Returns	No.	Yards	TD	Long

Kick Returns	No.	Yards	TD	Long
Drake Martin	2	31	0	16
Jordan Ervin	1	50	0	50

Tackles	UA-A	Total	Sacks	TFL
T.D. Blackmon	12-4	16	0.0	1.0
Drake Martin	6-2	8	0.0	1.0
Colton Murrell	5-3	8	0.0	0.0
Matt Young	6-1	7	1.0	2.0

Qtr	Time	Scoring Play	V-H
1st	05:59	RAV - Crews Holt 23 yd field goal, 11-75 4:17	3 - 0
	03:25	MARY - Blake Watson 11 yd pass from Dylan Hopkins (Matthew Cone kick), 7-75 2:34	3 - 7
2nd	11:51	MARY - Matthew Cone 42 yd field goal, 8-19 2:49	3 - 10
	10:28	RAV - Chris Rowland 63 yd pass from Andrew Rappe (Crews Holt kick), 3-70 1:23	10 - 10
	09:05	MARY - Brian Tillery 12 yd pass from Dylan Hopkins (Matthew Cone kick), 3-63 1:23	10 - 17
	03:33	RAV - Crews Holt 27 yd field goal, 15-62 5:32	13 - 17
	01:09	RAV - Carter Nelson 5 yd pass from Chris Rowland (Crews Holt kick), 3-28 0:29	20 - 17
3rd	07:54	RAV - Crews Holt 42 yd field goal, 12-34 4:06	23 - 17
4th	05:29	RAV - Crews Holt 33 yd field goal, 4-7 1:24	26 - 17

2014 Class 6A Football Playoffs

November 7 - December 6, 2014

First Round

#1	Maryville (10-0)	48
	Game 101 Fri. Nov. 7 7 PM	
#8	Walker Valley (5-5)	0
#4	Sevier Co. (7-3)	28
	Game 102 Fri. Nov. 7 7 PM	
#5	Hardin Valley (6-4)	20
#3	Dobyns Bennett (8-2)	35
	Game 103 Fri. Nov. 7 7 PM	
#6	Morristown East (6-1)	31
#7	Bradley Central (5-5)	47
	Game 104 Fri. Nov. 7 7 PM	
#2	Science Hill (9-1)	59
#1	Blackman (9-1)	49
	Game 105 Fri. Nov. 7 7 PM	
#8	Cane Ridge (5-5)	14
#4	Riverdale (8-2)	20
	Game 106 Fri. Nov. 7 7 PM	
#5	Smyrna (6-4)	7
#3	Cookeville (8-2)	7
	Game 107 Fri. Nov. 7 7 PM	
#6	LaVergne (5-5)	33
#7	Mt. Juliet (5-5)	0
	Game 108 Fri. Nov. 7 7 PM	
#2	Oakland (9-1)	53
#1	Ravenwood (10-0)	66
	Game 109 Fri. Nov. 7 7 PM	
#8	Station Camp (5-5)	14
#4	Nashville Overton (6-4)	27
	Game 110 Fri. Nov. 7 7 PM	
#5	McGavock (8-2)	28
#3	Franklin (8-2)	23
	Game 111 Fri. Nov. 7 7 PM	
#6	Centennial (8-2)	28
#7	Independence (6-4)	20
	Game 112 Fri. Nov. 7 7 PM	
#2	Hendersonville (9-1)	49
#1	Whitehaven (10-0)	41
	Game 113 Fri. Nov. 7 7 PM	
#8	White Station (4-6)	35
#4	Rossview (7-3)	24
	Game 114 Fri. Nov. 7 7 PM	
#5	Memphis Central (7-3)	7
#3	Houston (9-1)	35
	Game 115 Fri. Nov. 7 7 PM	
#6	Collierville (6-4)	28
#7	Bartlett (5-5)	25
	Game 116 Fri. Nov. 7 7 PM	
#2	Arlington (8-2)	40

Second Round

Maryville	62	**Game 201** Fri. Nov. 14 7 PM
Sevier Co.	28	
Dobyns Bennett	6	**Game 202** Fri. Nov. 14 7 PM
Science Hill	41	
Blackman	48	**Game 203** Fri. Nov. 14 7 PM
Riverdale	21	
LaVergne	7	**Game 204** Fri. Nov. 14 7 PM
Oakland	23	
Ravenwood	46	**Game 205** Fri. Nov. 14 7 PM
McGavock	7	
Centennial	24	**Game 206** Fri. Nov. 14 7 PM
Hendersonville	7	
Whitehaven	14	**Game 207** Fri. Nov. 14 7 PM
Rossview	7	
Houston	32	**Game 208** Fri. Nov. 14 7 PM
Arlington	34	

Quarterfinals

Maryville	45	**Game 301** Fri. Nov. 21 7 PM
Science Hill	0	
Blackman	9	**Game 302** Fri. Nov. 21 7 PM
Oakland	20	
Ravenwood	17	**Game 303** Fri. Nov. 21 7 PM
Centennial	10	
Whitehaven	35	**Game 304** Fri. Nov. 21 7 PM
Arlington	28	

Semifinals

Maryville	26	**Game 401** Fri. Nov. 28 7 PM
Oakland	14	
Ravenwood	24	**Game 402** Fri. Nov. 28 7 PM
Whitehaven	14	

Championship

Maryville	35	**Game 501** Sat. Dec. 6 7 PM BlueCross Bowl @ TN Tech
Ravenwood	34	

Maryville

STATE CHAMPION

Notes:

2014 TSSAA BlueCross Bowl
Division I Class 6A Championship Game
Maryville HS vs Ravenwood HS (Dec 06, 2014)

Scoring Summary

Scoring Summary (Final)

Maryville HS (15-0) vs. Ravenwood HS (14-1)

Date: Dec 06, 2014 Site: Cookeville, Tenn. Stadium: Tucker Stadium

Score by Quarters	1	2	3	4	OT	Score
Maryville HS	7	13	8	0	7	35
Ravenwood HS	28	0	0	0	6	34

SCORING SUMMARY				MHS -RHS
1st	09:14	RHS	Rappe 1 yd run (Holt kick)	
			5 plays, 33 yards, TOP 1:15	0 – 7
	06:38	RHS	Rowland, S. 34 yd run (Holt kick)	
			5 plays, 54 yards, TOP 1:02	0 – 14
	03:54	MHS	Vaught 1 yd run (Orren, L. kick)	
			8 plays, 80 yards, TOP 2:44	7 – 14
	02:07	RHS	Brown 8 yd pass from Jefferson (Holt kick)	
			4 plays, 62 yards, TOP 1:47	7 – 21
	00:41	RHS	Jefferson 65 yd pass from Brown (Holt kick)	
			1 play, 65 yards, TOP 0:11	7 – 28
2nd	03:18	MHS	Hopkins 5 yd run (Orren, L. kick failed)	
			5 plays, 37 yards, TOP 1:27	13 – 28
	00:49	MHS	Brock 65 yd pass from Vaught (Orren, L. kick)	
			2 plays, 67 yards, TOP 0:44	20 – 28
3rd	00:47	MHS	Miller 19 yd pass from Ensley (Miller pass from Ensley)	
			5 plays, 55 yards, TOP 1:16	28 – 28
OT	12:00	MHS	Vaught 3 yd run (Orren, L. kick)	
			3 plays, 0 yards, TOP 0:00	35 – 28
	12:00	RHS	Percy 10 yd pass from Brown (Brown pass intcpt)	
			3 plays, 0 yards, TOP 0:00	35 – 34

Kickoff time: 7:07 PM End of Game: 9:57 Total elapsed time: 2:50
Referee: Joseph Wilson
Umpire: Delane Rice
Linesman: Robert Casteel
Line judge: Grant Farmer
Back judge: James Woody
Field judge: Clint Humphrey
Side judge: Roy Cross
Alternate: ECO G. Murphy

Temperature: 43 Wind: NNE@11 Weather: Cold, Windy

Offensive MVP: Cole Brown (Ravenwood)

Defensive MVP: T.D. Blackmon (Maryville)

Team Statistics

Team Statistics (Final)

Team Totals	MHS	RHS
FIRST DOWNS	25	14
Rushing	17	6
Passing	6	8
Penalty	2	0

NET YARDS RUSHING	290	124
Rushing Attempts	50	32
Average Per Rush	5.8	3.9
Rushing Touchdowns	3	2
Yards Gained Rushing	310	140
Yards Lost Rushing	20	16
NET YARDS PASSING	198	271
Completions-Attempts-Int	11-26-0	18-25-0
Average Per Attempt	7.6	10.8
Average Per Completion	18.0	15.1
Passing Touchdowns	2	3
TOTAL OFFENSE YARDS	488	395
Total offense plays	76	57
Average Gain Per Play	6.4	6.9
Fumbles: Number-Lost	2-2	0-0
Penalties: Number-Yards	1-10	6-51
PUNTS-YARDS	3-85	5-155
Average Yards Per Punt	28.3	31.0
Net Yards Per Punt	28.3	31.0
Inside 20	1	1
50+ Yards	0	0
Touchbacks	0	0
Fair catch	1	1
KICKOFFS-YARDS	4-180	5-300
Average Yards Per Kickoff	45.0	60.0
Net Yards Per Kickoff	26.8	40.0
Touchbacks	1	5
Punt returns: Number-Yards-TD	0-0-0	0-0-0
Average Per Return	0.0	0.0
Kickoff returns: Number-Yds-TD	0-0-0	3-53-0
Average Per Return	0.0	17.7
Interceptions: Number-Yds-TD	0-0-0	0-0-0
Fumble Returns: Number-Yds-TD	0-0-0	1-11-0
Miscellaneous Yards	0	0
Possession Time	23:49	24:11
1st Quarter	7:45	4:15
2nd Quarter	7:16	4:44
3rd Quarter	5:48	6:12
4th Quarter	3:00	9:00
OT Quarter	0:00	0:00
Third-Down Conversions	6 of 12	4 of 12
Fourth-Down Conversions	1 of 3	1 of 1
Red-Zone Scores-Chances	3-5	3-4
Touchdowns	3-5	3-4
Field goals	0-5	0-4
Sacks By: Number-Yards	1-10	2-19
PAT Kicks	3-4	4-4
Field Goals	0-0	0-2
Points off turnovers	0	7

Individual Statistics

Individual Statistics (Final)

Maryville HS

RUSHING	No.	Gain	Loss	Net	TD	Lg	Avg.
Hopkins	14	129	0	129	1	26	9.2
Burgess	13	50	0	50	0	12	3.8
Vaught	13	65	15	50	2	16	3.8

Ravenwood HS

RUSHING	No.	Gain	Loss	Net	TD	Lg	Avg.
Rowland, S.	14	73	0	73	1	34	5.2
Rowland, C.	3	27	0	27	0	13	9.0
Brown	10	21	11	10	0	7	1.0

Shinsky	8	49	0	49	0	14	6.1
Ensley	2	17	5	12	0	17	6.0
Totals...	50	310	20	290	3	26	5.8

Rappe	3	8	0	8	1	4	2.7
Jefferson	2	11	5	6	0	11	3.0
Totals...	32	140	16	124	2	34	3.9

PASSING	Cmp-Att-Int	Yds	TD	Long	Sack
Vaught	8-15-0	123	1	65	1
Ensley	3-11-0	75	1	45	1
Totals...	11-26-0	198	2	65	2

PASSING	Cmp-Att-Int	Yds	TD	Long	Sack
Brown	17-22-0	263	2	65	1
Jefferson	1-3-0	8	1	8	0
Totals...	18-25-0	271	3	65	1

RECEIVING	No.	Yds	TD	Lg
Brock	6	147	1	65
Miller	3	33	1	19
Tillery	2	18	0	11
Totals...	11	198	2	65

RECEIVING	No.	Yds	TD	Lg
Percy	8	127	1	45
Jefferson	7	117	1	65
Burt	2	19	0	19
Brown	1	8	1	8
Totals...	18	271	3	65

PUNTING	No.	Yds	Avg	Long	In20	TB
Orren, L.	3	85	28.3	34	1	0
Totals...	3	85	28.3	34	1	0

PUNTING	No.	Yds	Avg	Long	In20	TB
Linde	5	155	31.0	40	1	0
Totals...	5	155	31.0	40	1	0

	Punts			Kickoffs			Intercept		
ALL RETURNS	No	Yds	Lg	No	Yds	Lg	No	Yds	Lg
Totals...	0	0	0	0	0	0	0	0	0

	Punts			Kickoffs			Intercept		
ALL RETURNS	No	Yds	Lg	No	Yds	Lg	No	Yds	Lg
Jefferson	0	0	0	1	19	19	0	0	0
Rowland, C.	0	0	0	2	34	21	0	0	0
Totals...	0	0	0	3	53	21	0	0	0

ALL PURPOSE	Rush	Rcv	KR	PR	IR	Total
Brock	0	147	0	0	0	147
Hopkins	129	0	0	0	0	129
Burgess	50	0	0	0	0	50
Vaught	50	0	0	0	0	50
Shinsky	49	0	0	0	0	49
Miller	0	33	0	0	0	33
Tillery	0	18	0	0	0	18
Ensley	12	0	0	0	0	12
Totals...	290	198	0	0	0	488

ALL PURPOSE	Rush	Rcv	KR	PR	IR	Total
Jefferson	6	117	19	0	0	142
Percy	0	127	0	0	0	127
Rowland, S.	73	0	0	0	0	73
Rowland, C.	27	0	34	0	0	61
Burt	0	19	0	0	0	19
Brown	10	8	0	0	0	18
Rappe	8	0	0	0	0	8
Totals...	124	271	53	0	0	448

FIELD GOAL ATTEMPTS

FIELD GOAL ATTEMPTS

Holt	3rd	09:12	51 yards	Missed
Holt	4th	00:00	32 yards	Blocked

KICKOFFS	No.	Yds	TB	OB	Avg.
Orren, L.	4	180	1	0	45.0

KICKOFFS	No.	Yds	TB	OB	Avg.
Holt	5	300	5	0	60.0

FUMBLES: Maryville HS-Hopkins 1-1; Brock 1-1. Ravenwood HS-None.

Drive Chart

Drive Chart (Final)

Drive Started					Drive Ended				Consumed		
Team	Qtr	Spot	Time	Obtained	Spot	Time		How Lost	Pl-Yds	TOP	RZ
MHS	1st	M20	12:00	Kickoff	M44	10:29		Fumble	4-24	1:31	
MHS	1st	M20	09:14	Kickoff	M20	07:40		Punt	5-0	1:34	
MHS	1st	M20	06:38	Kickoff	R00	03:54	*	TOUCHDOWN	8-80	2:44	#
MHS	1st	M20	02:07	Kickoff	M40	00:52		Punt	4-20	1:15	
MHS	1st	M20	00:41	Kickoff	R10	06:55		Downs	18-70	5:46	#
MHS	2nd	R37	04:45	Punt	R00	03:18	*	TOUCHDOWN	5-37	1:27	#
MHS	2nd	M33	01:33	Punt	R00	00:49	*	TOUCHDOWN	2-67	0:44	
MHS	3rd	M40	12:00	Possession	M40	12:00		Kickoff	0-0	0:00	
MHS	3rd	M20	09:12	Missed FG	R13	06:36		Downs	12-67	2:36	#
MHS	3rd	R43	05:21	Punt	R43	03:25		Punt	3-0	1:56	
MHS	3rd	M45	02:03	Punt	R00	00:47	*	TOUCHDOWN	5-55	1:16	#
MHS	4th	M19	10:09	Punt	R13	07:09		Fumble	8-68	3:00	
RHS	1st	R40	12:00	Possession	R40	12:00		Kickoff	0-0	0:00	
RHS	1st	M33	10:29	Fumble	M00	09:14	*	TOUCHDOWN	5-33	1:15	#
RHS	1st	R46	07:40	Punt	M00	06:38	*	TOUCHDOWN	5-54	1:02	
RHS	1st	R38	03:54	Kickoff	M00	02:07	*	TOUCHDOWN	4-62	1:47	#
RHS	1st	R35	00:52	Punt	M00	00:41	*	TOUCHDOWN	1-65	0:11	
RHS	2nd	R10	06:55	Downs	R05	04:45		Punt	3–5	2:10	
RHS	2nd	R25	03:18	Kickoff	R27	01:33		Punt	3-2	1:45	
RHS	2nd	R20	00:49	Kickoff	M41	00:00		End of half	2-39	0:49	
RHS	3rd	R50	12:00	Kickoff	M34	09:12		Missed FG	6-16	2:48	
RHS	3rd	R13	06:36	Downs	R11	05:21		Punt	4–2	1:15	
RHS	3rd	R17	03:25	Punt	R22	02:03		Punt	3-5	1:22	
RHS	3rd	R50	00:47	Kickoff	M37	10:09		Punt	7-13	2:38	
RHS	4th	R13	07:09	Fumble	M15	00:00		Missed FG	15-72	7:09	#
RHS	OT	M10	12:00	Missed FG	M10	00:00	*	TOUCHDOWN	3-0	0:00	#

Maryville HS	1st Qtr	2nd Qtr	3rd Qtr	4th Qtr	1st Half	2nd Half	Total
Time of possession	07:45	07:16	05:48	03:00	15:01	08:48	23:49
3rd Down Conversions	1/3	2/4	2/4	1/1	3/7	3/5	6/12
Average field position	M20	M48	M40	M19	M28	M35	M30
4th Down Conversions	0/0	1/2	0/1	0/0	1/2	0/1	1/3

Ravenwood HS	1st Qtr	2nd Qtr	3rd Qtr	4th Qtr	1st Half	2nd Half	Total
Time of possession	04:15	04:44	06:12	09:00	08:59	15:12	24:11
3rd Down Conversions	2/2	0/2	0/3	2/5	2/4	2/8	4/12
Average field position	R46	R18	R32	R13	R34	R28	R32
4th Down Conversions	0/0	0/0	0/0	1/1	0/0	1/1	1/1

Drive Chart (By Quarter)

Drive Started					Drive Ended				Consumed		
Team	Qtr	Spot	Time	Obtained	Spot	Time		How Lost	Pl-Yds	TOP	RZ
RHS	1st	R40	12:00	Possession	R40	12:00		Kickoff	0-0	0:00	
MHS	1st	M20	12:00	Kickoff	M44	10:29		Fumble	4-24	1:31	
RHS	1st	M33	10:29	Fumble	M00	09:14	*	TOUCHDOWN	5-33	1:15	#
MHS	1st	M20	09:14	Kickoff	M20	07:40		Punt	5-0	1:34	
RHS	1st	R46	07:40	Punt	M00	06:38	*	TOUCHDOWN	5-54	1:02	
MHS	1st	M20	06:38	Kickoff	R00	03:54	*	TOUCHDOWN	8-80	2:44	#
RHS	1st	R38	03:54	Kickoff	M00	02:07	*	TOUCHDOWN	4-62	1:47	#
MHS	1st	M20	02:07	Kickoff	M40	00:52		Punt	4-20	1:15	
RHS	1st	R35	00:52	Punt	M00	00:41	*	TOUCHDOWN	1-65	0:11	
MHS	1st	M20	00:41	Kickoff	R10	06:55		Downs	18-70	5:46	#
RHS	2nd	R10	06:55	Downs	R05	04:45		Punt	3–5	2:10	

MHS	2nd	R37	04:45	Punt	R00	03:18	*	TOUCHDOWN	5-37	1:27	#
RHS	2nd	R25	03:18	Kickoff	R27	01:33		Punt	3-2	1:45	
MHS	2nd	M33	01:33	Punt	R00	00:49	*	TOUCHDOWN	2-67	0:44	
RHS	2nd	R20	00:49	Kickoff	M41	00:00		End of half	2-39	0:49	
MHS	3rd	M40	12:00	Possession	M40	12:00		Kickoff	0-0	0:00	
RHS	3rd	R50	12:00	Kickoff	M34	09:12		Missed FG	6-16	2:48	
MHS	3rd	M20	09:12	Missed FG	R13	06:36		Downs	12-67	2:36	#
RHS	3rd	R13	06:36	Downs	R11	05:21		Punt	4–2	1:15	
MHS	3rd	R43	05:21	Punt	R43	03:25		Punt	3-0	1:56	
RHS	3rd	R17	03:25	Punt	R22	02:03		Punt	3-5	1:22	
MHS	3rd	M45	02:03	Punt	R00	00:47	*	TOUCHDOWN	5-55	1:16	#
RHS	3rd	R50	00:47	Kickoff	M37	10:09		Punt	7-13	2:38	
MHS	4th	M19	10:09	Punt	R13	07:09		Fumble	8-68	3:00	
RHS	4th	R13	07:09	Fumble	M15	00:00		Missed FG	15-72	7:09	#
RHS	OT	M10	12:00	Missed FG	M10	00:00	*	TOUCHDOWN	3-0	0:00	#

Defensive Statistics

Defensive Statistics (Final)

##	Maryville HS	Solo	Ast	Total	TFL/Yds	FF	FR-Yds	Int-Yds	BrUp	Blkd	Sack/Yds	QBH
27	Blackmon	6	.	6.0	.	.	.	.	.	1	.	.
79	Jackson	4	3	5.5	1.5/10	.	.	.	.	.	0.5/5	.
23	Zwolinski	4	.	4.0	.	.	.	.	.	.	.	.
26	Henderson	4	.	4.0	.	.	.	.	2	.	.	.
76	Murrell	3	2	4.0	0.5/5	.	.	.	.	.	0.5/5	.
4	Russell, C.	3	.	3.0	.	.	.	.	.	.	.	.
2	Shinsky	3	.	3.0	.	.	.	.	.	.	.	.
3	Bristol, P.	3	.	3.0	.	.	.	.	.	.	.	.
41	Dudley	2	.	2.0	.	.	.	.	.	.	.	.
44	Clabough	2	.	2.0	.	.	.	.	.	.	.	.
88	Young	2	.	2.0	.	.	.	.	.	.	.	1
20	Yoakum	2	.	2.0	.	.	.	.	.	.	.	.
78	Koons	1	1	1.5	.	.	.	.	.	.	.	.
57	Watts	1	.	1.0	.	.	.	.	.	.	.	.
5	Martin	1	.	1.0	.	.	.	.	.	.	.	.
90	Orren, L.	1	.	1.0	.	.	.	.	.	.	.	.
16	Blevins	1	.	1.0	.	.	.	.	.	.	.	.
##	**Ravenwood HS**	**Solo**	**Ast**	**Total**	**TFL/Yds**	**FF**	**FR-Yds**	**Int-Yds**	**BrUp**	**Blkd**	**Sack/Yds**	**QBH**
13	Barton	7	.	7.0	.	1	1-0	.	.	.	.	.
3	Burt	5	2	6.0	1.0/14	.	.	.	1	.	1.0/14	.
10	Spence	4	4	6.0	1.0/5	.	.	.	.	.	1.0/5	.
54	Moore	4	3	5.5	1.0/3	1	.	.	.	.	.	.
29	Smith, J.	5	.	5.0	1.0/1	.	.	.	.	.	.	.
11	Stewart	4	2	5.0	.	.	.	.	.	.	.	.
33	McKay	3	2	4.0	.	.	.	.	.	.	.	.
8	Axon	3	.	3.0	.	.	.	.	.	.	.	.
15	Frawley	2	1	2.5	.	.	.	.	.	.	.	.
5	Nash	1	3	2.5	.	.	.	.	.	.	.	.
4	Jeronimus	2	.	2.0	.	.	1-11	.	.	.	.	1
19	Thompson	1	2	2.0	.	.	.	.	.	.	.	.
89	Bloedorn	1	1	1.5	.	.	.	.	1	.	.	.
93	Yoshihara	1	1	1.5	.	.	.	.	.	.	.	.
17	Lutgens	1	1	1.5	.	.	.	.	.	.	.	.
6	Percy	1	.	1.0	.	.	.	.	.	.	.	.

Participation Report

Participation Report (Final)

Maryville HS: 1-Vaught, 2-Shinsky, 3-Bristol, P., 4-Russell, C., 5-Martin, 6-Brock, 16-Blevins, 17-Ensley, 20-Yoakum,
21-Tillery, 23-Zwolinski, 26-Henderson, 27-Blackmon, 28-Burgess, 41-Dudley, 43-Hopkins, 44-Clabough, 57-Watts, 76-Murrell,
78-Koons, 79-Jackson, 81-Miller, 88-Young, 90-Orren, L..

Ravenwood HS: 2-Jefferson, 3-Burt, 4-Jeronimus, 5-Nash, 6-Percy, 8-Axon, 10-Spence, 11-Stewart, 12-Brown, 13-Barton,
15-Frawley, 16-Rappe, 17-Lutgens, 19-Thompson, 23-Rowland, C., 24-Rowland, S., 29-Smith, J., 33-McKay, 43-Linde, 54-Moore,
89-Bloedorn, 93-Yoshihara, 97-Holt.

Box Score

Box Score (Final)

Score by Quarters	1	2	3	4	OT	Score	
Maryville HS.....	7	13	8	0	7	- 35	Record: (15-0)
Ravenwood HS.....	28	0	0	0	6	- 34	Record: (14-1)

Scoring Summary:

1st 09:14 RHS - Rappe 1 yd run (Holt kick), 5-33 1:15, MHS 0 - RHS 7
06:38 RHS - Rowland, S. 34 yd run (Holt kick), 5-54 1:02, MHS 0 - RHS 14
03:54 MHS - Vaught 1 yd run (Orren, L. kick), 8-80 2:44, MHS 7 - RHS 14
02:07 RHS - Brown 8 yd pass from Jefferson (Holt kick), 4-62 1:47, MHS 7 - RHS 21
00:41 RHS - Jefferson 65 yd pass from Brown (Holt kick), 1-65 0:11, MHS 7 - RHS 28
2nd 03:18 MHS - Hopkins 5 yd run (Orren, L. kick failed), 5-37 1:27, MHS 13 - RHS 28
00:49 MHS - Brock 65 yd pass from Vaught (Orren, L. kick), 2-67 0:44, MHS 20 - RHS 28
3rd 00:47 MHS - Miller 19 yd pass from Ensley (Miller pass from Ensley), 5-55 1:16, MHS 28 - RHS 28
OT 12:00 MHS - Vaught 3 yd run (Orren, L. kick), 3-0 0:00, MHS 35 - RHS 28
12:00 RHS - Percy 10 yd pass from Brown (Brown pass intcpt), 3-0 0:00, MHS 35 - RHS 34

	MHS	RHS
FIRST DOWNS.....	**25**	**14**
RUSHES-YARDS (NET).....	**50-290**	**32-124**
PASSING YDS (NET).....	**198**	**271**
Passes Att-Comp-Int.....	26-11-0	25-18-0
TOTAL OFFENSE PLAYS-YARDS.....	**76-488**	**57-395**
Fumble Returns-Yards.....	0-0	1-11
Punt Returns-Yards.....	0-0	0-0
Kickoff Returns-Yards.....	0-0	3-53
Interception Returns-Yards....	0-0	0-0
Punts (Number-Avg).....	3-28.3	5-31.0
Fumbles-Lost.....	2-2	0-0
Penalties-Yards.....	1-10	6-51
Possession Time.....	23:49	24:11
Third-Down Conversions.....	6 of 12	4 of 12
Fourth-Down Conversions.....	1 of 3	1 of 1
Red-Zone Scores-Chances.....	3-5	3-4
Sacks By: Number-Yards.....	1-10	2-19

RUSHING: Maryville HS-Hopkins 14-129; Burgess 13-50; Vaught 13-50; Shinsky 8-49; Ensley 2-12. Ravenwood HS-Rowland, S. 14-73; Rowland, C. 3-27; Brown 10-10; Rappe 3-8; Jefferson 2-6.

PASSING: Maryville HS-Vaught 8-15-0-123; Ensley 3-11-0-75. Ravenwood HS-Brown 17-22-0-263; Jefferson 1-3-0-8.

RECEIVING: Maryville HS-Brock 6-147; Miller 3-33; Tillery 2-18. Ravenwood HS-Percy 8-127; Jefferson 7-117; Burt 2-19; Brown 1-8.

INTERCEPTIONS: Maryville HS-None. Ravenwood HS-None.

FUMBLES: Maryville HS-Brock 1-1; Hopkins 1-1. Ravenwood HS-None.

Stadium: Tucker Stadium Attendance: 0
Kickoff time: 7:07 PM End of Game: 9:57 Total elapsed time: 2:50

Officials: Referee: Joseph Wilson; Umpire: Delane Rice; Linesman: Robert Casteel; Line judge: Grant Farmer; Back judge: James Woody; Field judge: Clint Humphrey; Side judge: Roy Cross; Alternate: ECO G. Murphy;
Temperature: 43 Wind: NNE@11 Weather: Cold, Windy

Offensive MVP: Cole Brown (Ravenwood)
Defensive MVP: T.D. Blackmon (Maryville)

Maryville HS vs Ravenwood HS (Dec 06, 2014 at Cookeville, Tenn.)

SACKS (UA-A): Maryville HS-Murrell 0-1; Jackson 0-1. Ravenwood HS-Spence 1-0; Burt 1-0.

TACKLES (UA-A): Maryville HS-Blackmon 6-0; Jackson 4-3; Zwolinski 4-0; Henderson 4-0; Murrell 3-2; Bristol, P. 3-0; Shinsky 3-0; Russell, C. 3-0; Yoakum 2-0; Clabough 2-0; Young 2-0; Dudley 2-0; Koons 1-1; Watts 1-0; Orren, L. 1-0; Blevins 1-0; Martin 1-0. Ravenwood HS-Barton 7-0; Burt 5-2; Spence 4-4; Moore 4-3; Smith, J. 5-0; Stewart 4-2; McKay 3-2; Axon 3-0; Frawley 2-1; Nash 1-3; Jeronimus 2-0; Thompson 1-2; Yoshihara 1-1; Bloedorn 1-1; Lutgens 1-1; Percy 1-0.

Player participation:

Maryville HS: 1-Vaught, 2-Shinsky, 3-Bristol, P., 4-Russell, C., 5-Martin, 6-Brock, 16-Blevins, 17-Ensley, 20-Yoakum, 21-Tillery,
23-Zwolinski, 26-Henderson, 27-Blackmon, 28-Burgess, 41-Dudley, 43-Hopkins, 44-Clabough, 57-Watts, 76-Murrell, 78-Koons,
79-Jackson, 81-Miller, 88-Young, 90-Orren, L..

Ravenwood HS: 2-Jefferson, 3-Burt, 4-Jeronimus, 5-Nash, 6-Percy, 8-Axon, 10-Spence, 11-Stewart, 12-Brown, 13-Barton, 15-Frawley,
16-Rappe, 17-Lutgens, 19-Thompson, 23-Rowland, C., 24-Rowland, S., 29-Smith, J., 33-McKay, 43-Linde, 54-Moore, 89-Bloedorn,
93-Yoshihara, 97-Holt.

Play-by-Play Summary

Play-by-Play Summary

1st Quarter

			Captains for Ravenwood: 13,12,4 and for Maryville: 3,79,1,28
			Ravenwood has won the toss and will defer. Maryville will receive.
Mhs	1-10	at Mhs40	Change of possession, RHS ball on RHS40, 1st and 10.
			Holt kickoff 60 yards to the MHS0, touchback.
Mhs	1-10	at Mhs20	MARYVILLE HS drive start at 12:00.
Mhs	1-10	at Mhs20	Burgess rush for 4 yards to the MHS24 (Smith, J.).
Mhs	2-6	at Mhs24	Vaught rush for 10 yards to the MHS34, **1ST DOWN MHS** (Yoshihara).
Mhs	1-10	at Mhs34	Burgess rush for 3 yards to the MHS37 (Moore).
Mhs	2-7	at Mhs37	Vaught pass complete to Brock for loss of 3 yards to the MHS34, fumble forced by Moore, fumble by Brock recovered by RHS Jeronimus at MHS44, Jeronimus for 11 yards to the MHS33 (Watts).
			Drive: 4 plays, 24 yards, TOP 01:31
Rhs	1-10	at Mhs33	RAVENWOOD HS drive start at 10:29, RHS ball on MHS33.
Rhs	1-10	at Mhs33	Brown pass complete to Jefferson for 7 yards to the MHS26 (Zwolinski).
Rhs	2-3	at Mhs26	Jefferson rush for 11 yards to the MHS15, **1ST DOWN RHS**, out-of-bounds (Blackmon).
Rhs	1-10	at Mhs15	Rowland, S. rush for 6 yards to the MHS9 (Dudley).
Rhs	2-4	at Mhs09	Rowland, S. rush for 8 yards to the MHS1, **1ST DOWN RHS** (Yoakum).
Rhs	1-G	at Mhs01	Rappe rush for 1 yard to the MHS0, TOUCHDOWN, clock 09:14.
			Holt kick attempt good.
			Ravenwood HS 7, Maryville HS 0
			Drive: 5 plays, 33 yards, TOP 01:15
			Holt kickoff 60 yards to the MHS0, touchback.
Mhs	1-10	at Mhs20	MARYVILLE HS drive start at 09:14.
Mhs	1-10	at Mhs20	Shinsky rush for 2 yards to the MHS22 (Stewart;Moore).
Mhs	2-8	at Mhs22	Vaught pass complete to Tillery for 7 yards to the MHS29, out-of-bounds (Smith, J.).
Mhs	3-1	at Mhs29	*PENALTY RHS encroachment (Jeronimus) 5 yards to the MHS34,* ***1ST DOWN MHS****.*
Mhs	1-10	at Mhs34	Vaught sacked for loss of 14 yards to the MHS20 (Burt).
Mhs	2-24	at Mhs20	Vaught pass incomplete to Tillery.
Mhs	3-24	at Mhs20	Vaught pass incomplete to Brock.
Mhs	4-24	at Mhs20	Orren, L. punt 34 yards to the RHS46, downed.
			Drive: 5 plays, 0 yards, TOP 01:34
Rhs	1-10	at Rhs46	RAVENWOOD HS drive start at 07:40.
Rhs	1-10	at Rhs46	Rowland, S. rush for 3 yards to the RHS49 (Jackson).
Rhs	2-7	at Rhs49	Brown pass complete to Jefferson for 9 yards to the MHS42, **1ST DOWN RHS** (Henderson).

Rhs	1-10	at Mhs42	Rappe rush for 4 yards to the MHS38, out-of-bounds (Bristol, P.).
Rhs	2-6	at Mhs38	Brown rush for 4 yards to the MHS34, out-of-bounds (Zwolinski).
Rhs	3-2	at Mhs34	Rowland, S. rush for 34 yards to the MHS0, **1ST DOWN RHS**, TOUCHDOWN, clock 06:38.
			Holt kick attempt good.
			Ravenwood HS 14, Maryville HS 0
			Drive: 5 plays, 54 yards, TOP 01:02
			Holt kickoff 60 yards to the MHS0, touchback.
Mhs	1-10	at Mhs20	MARYVILLE HS drive start at 06:38.
Mhs	1-10	at Mhs20	*PENALTY MHS personal foul (Rose) 10 yards to the MHS10.*
Mhs	1-20	at Mhs10	1st and 10.
Mhs	1-10	at Mhs10	Hopkins rush for 5 yards to the MHS15 (Spence;Stewart).
Mhs	2-5	at Mhs15	Hopkins rush for 22 yards to the MHS37, **1ST DOWN MHS**, out-of-bounds (Barton).
Mhs	1-10	at Mhs37	Hopkins rush for 3 yards to the MHS40 (Nash;Bloedorn).
Mhs	2-7	at Mhs40	Hopkins rush for no gain to the MHS40 (Bloedorn).
Mhs	3-7	at Mhs40	Ensley pass complete to Brock for 45 yards to the RHS15, **1ST DOWN MHS** (Nash).
Mhs	1-10	at Rhs15	Ensley pass incomplete to Miller.
Mhs	2-10	at Rhs15	Shinsky rush for 14 yards to the RHS1, **1ST DOWN MHS** (Nash;McKay).
Mhs	1-G	at Rhs01	*PENALTY RHS encroachment (Moore) 0 yards to the RHS1.*
Mhs	1-G	at Rhs01	Vaught rush for 1 yard to the RHS0, TOUCHDOWN, clock 03:54.
			Orren, L. kick attempt good.
			Ravenwood HS 14, Maryville HS 7
			Drive: 8 plays, 80 yards, TOP 02:44
			Orren, L. kickoff 35 yards to the RHS25, Rowland, C. return 13 yards to the RHS38 (Blevins).
Rhs	1-10	at Rhs38	RAVENWOOD HS drive start at 03:54.
Rhs	1-10	at Rhs38	Brown pass complete to Percy for 45 yards to the MHS17, **1ST DOWN RHS** (Bristol, P.).
Rhs	1-10	at Mhs17	Brown rush for no gain to the MHS17 (Young).
Rhs	2-10	at Mhs17	Brown pass complete to Percy for 9 yards to the MHS8, out-of-bounds (Martin).
Rhs	3-1	at Mhs08	Jefferson pass complete to Brown for 8 yards to the MHS0, **1ST DOWN RHS**, TOUCHDOWN, clock 02:07.
			Holt kick attempt good.
			Ravenwood HS 21, Maryville HS 7
			Drive: 4 plays, 62 yards, TOP 01:47
			Holt kickoff 60 yards to the MHS0, touchback.
Mhs	1-10	at Mhs20	MARYVILLE HS drive start at 02:07.
Mhs	1-10	at Mhs20	Vaught rush for 16 yards to the MHS36, **1ST DOWN MHS** (Barton).
Mhs	1-10	at Mhs36	Shinsky rush for 2 yards to the MHS38 (Nash;Thompson).
Mhs	2-8	at Mhs38	Vaught rush for 2 yards to the MHS40 (Frawley).

Mhs	3-6	at Mhs40	Ensley pass incomplete to Miller.
Mhs	4-6	at Mhs40	Orren, L. punt 25 yards to the RHS35, downed.
			Drive: 4 plays, 20 yards, TOP 01:15
Rhs	1-10	at Rhs35	RAVENWOOD HS drive start at 00:52.
Rhs	1-10	at Rhs35	Brown pass complete to Jefferson for 65 yards to the MHS0, **1ST DOWN RHS**, TOUCHDOWN, clock 00:41.
			Holt kick attempt good.
			Ravenwood HS 28, Maryville HS 7
			Drive: 1 plays, 65 yards, TOP 00:11
			Holt kickoff 60 yards to the MHS0, touchback.
Mhs	1-10	at Mhs20	MARYVILLE HS drive start at 00:41.
Mhs	1-10	at Mhs20	Ensley pass incomplete to Vaught.
Mhs	2-10	at Mhs20	Shinsky rush for 11 yards to the MHS31, **1ST DOWN MHS** (Burt).
Mhs	1-10	at Mhs31	Ensley pass incomplete to Vaught.
Mhs	2-10	at Mhs31	Shinsky rush for 6 yards to the MHS37 (Spence;Yoshihara).
			Drive: 4 plays, 17 yards, TOP 05:46
			Ravenwood HS 28, Maryville HS 7

2nd Quarter

Mhs	3-4	at Mhs37	Start of 2nd quarter, clock 12:00.
Mhs	3-4	at Mhs37	Vaught rush for 5 yards to the MHS42, **1ST DOWN MHS** (Stewart).
Mhs	1-10	at Mhs42	Ensley pass incomplete to Miller.
Mhs	2-10	at Mhs42	Ensley pass incomplete to Vaught.
Mhs	3-10	at Mhs42	Ensley pass complete to Tillery for 11 yards to the RHS47, **1ST DOWN MHS** (Percy).
Mhs	1-10	at Rhs47	Burgess rush for 6 yards to the RHS41 (Burt;Spence).
Mhs	2-4	at Rhs41	Ensley rush for 17 yards to the RHS24, **1ST DOWN MHS** (Barton).
Mhs	1-10	at Rhs24	Burgess rush for 3 yards to the RHS21 (McKay).
Mhs	2-7	at Rhs21	Vaught rush for 3 yards to the RHS18 (Stewart).
Mhs	3-4	at Rhs18	Burgess rush for 1 yard to the RHS17 (Stewart).
Mhs	4-3	at Rhs17	Burgess rush for 3 yards to the RHS14, **1ST DOWN MHS** (Spence).
Mhs	1-10	at Rhs14	Burgess rush for 3 yards to the RHS11 (Stewart).
Mhs	2-7	at Rhs11	Hopkins rush for 1 yard to the RHS10 (Burt).
Mhs	3-6	at Rhs10	Timeout Maryville HS, clock 07:05.
Mhs	3-6	at Rhs10	Ensley pass incomplete to Tillery.
Mhs	4-6	at Rhs10	Ensley pass incomplete to Brock (Bloedorn).
			Drive: 18 plays, 70 yards, TOP 05:46
Rhs	1-10	at Rhs10	RAVENWOOD HS drive start at 06:55.
Rhs	1-10	at Rhs10	Jefferson rush for loss of 5 yards to the RHS5 (Jackson).
Rhs	2-15	at Rhs05	Brown rush for no gain to the RHS5 (Dudley).
Rhs	3-15	at Rhs05	Timeout Ravenwood HS, clock 05:38.
Rhs	3-15	at Rhs05	Brown pass complete to Burt for no gain to the RHS5 (Shinsky).
Rhs	4-15	at Rhs05	Linde punt 32 yards to the RHS37, out-of-bounds.
			Drive: 3 plays, minus 5 yards, TOP 02:10
Mhs	1-10	at Rhs37	MARYVILLE HS drive start at 04:45.
Mhs	1-10	at Rhs37	Shinsky rush for 5 yards to the RHS32 (Frawley;Thompson).
Mhs	2-5	at Rhs32	Hopkins rush for 9 yards to the RHS23, **1ST DOWN MHS** (Smith, J.).
Mhs	1-10	at Rhs23	Vaught rush for 8 yards to the RHS15 (McKay).
Mhs	2-2	at Rhs15	Vaught rush for 10 yards to the RHS5, **1ST DOWN MHS**, out-of-bounds (Thompson).
Mhs	1-G	at Rhs05	Hopkins rush for 5 yards to the RHS0, TOUCHDOWN, clock 03:18.
			Orren, L. kick attempt failed.
			Ravenwood HS 28, Maryville HS 13
			Drive: 5 plays, 37 yards, TOP 01:27
			Orren, L. kickoff 54 yards to the RHS6, Jefferson return 19 yards to the RHS25 (Henderson).
Rhs	1-10	at Rhs25	RAVENWOOD HS drive start at 03:18, RHS ball on RHS25.
Rhs	1-10	at Rhs25	Rowland, S. rush for 2 yards to the RHS27 (Murrell).
Rhs	2-8	at Rhs27	Rowland, S. rush for no gain to the RHS27 (Murrell;Jackson).
Rhs	3-8	at Rhs27	Brown pass incomplete to Jefferson (Henderson).
Rhs	4-8	at Rhs27	Linde punt 40 yards to the MHS33, out-of-bounds.

			Drive: 3 plays, 2 yards, TOP 01:45
Mhs	1-10	at Mhs33	MARYVILLE HS drive start at 01:33.
Mhs	1-10	at Mhs33	Vaught pass complete to Brock for 2 yards to the MHS35 (Lutgens), QB hurry by Jeronimus.
Mhs	2-8	at Mhs35	Vaught pass complete to Brock for 65 yards to the RHS0, **1ST DOWN MHS**, TOUCHDOWN, clock 00:49.
			Orren, L. kick attempt good.
			Ravenwood HS 28, Maryville HS 20
			Drive: 2 plays, 67 yards, TOP 00:44
			Orren, L. kickoff 60 yards to the RHS0, touchback.
Rhs	1-10	at Rhs20	RAVENWOOD HS drive start at 00:49.
Rhs	1-10	at Rhs20	Rowland, S. rush for 1 yard to the RHS21 (Koons).
Rhs	2-9	at Rhs21	Brown pass complete to Percy for 38 yards to the MHS41, **1ST DOWN RHS** (Bristol, P.).
Rhs	1-10	at Mhs41	End of half, clock 00:00.
			Drive: 2 plays, 39 yards, TOP 00:49
			Ravenwood HS 28, Maryville HS 20

3rd Quarter

Rhs	1-10	at Mhs41	Start of 3rd quarter, clock 12:00.
Rhs	1-10	at Mhs41	Change of possession, MHS ball on MHS40, 1st and 10.
			Drive: 2 plays, 39 yards, TOP 00:49
Mhs	1-10	at Mhs40	MARYVILLE HS drive start at 12:00.
			Orren, L. kickoff 31 yards to the RHS29, Rowland, C. return 21 yards to the 50 yardline (Orren, L.).
Rhs	1-10	at Rhs50	RAVENWOOD HS drive start at 12:00.
Rhs	1-10	at Rhs50	Brown pass complete to Jefferson for 7 yards to the MHS43 (Blackmon).
Rhs	2-3	at Mhs43	Rowland, C. rush for 13 yards to the MHS30, **1ST DOWN RHS** (Henderson).
Rhs	1-10	at Mhs30	Brown pass incomplete to Percy.
Rhs	2-10	at Mhs30	Brown sacked for loss of 10 yards to the MHS40 (Murrell;Jackson).
Rhs	3-20	at Mhs40	Brown rush for 6 yards to the MHS34 (Young).
Rhs	4-14	at Mhs34	Holt field goal attempt from 51 MISSED – wide right, spot at MHS20, clock 09:12.
			Drive: 6 plays, 16 yards, TOP 02:48
Mhs	1-10	at Mhs20	MARYVILLE HS drive start at 09:12.
Mhs	1-10	at Mhs20	Shinsky rush for 6 yards to the MHS26 (Spence;Moore).
Mhs	2-4	at Mhs26	Burgess rush for 8 yards to the MHS34, **1ST DOWN MHS** (Spence).
Mhs	1-10	at Mhs34	Vaught pass complete to Miller for 8 yards to the MHS42 (Smith, J.).
Mhs	2-2	at Mhs42	Vaught pass incomplete to Tillery.
Mhs	3-2	at Mhs42	Shinsky rush for 3 yards to the MHS45, **1ST DOWN MHS** (Moore).
Mhs	1-10	at Mhs45	Vaught pass incomplete to Tillery.
Mhs	2-10	at Mhs45	Hopkins rush for 26 yards to the RHS29, **1ST DOWN MHS** (Axon).
Mhs	1-10	at Rhs29	Hopkins rush for 16 yards to the RHS13, **1ST DOWN MHS**, out-of-bounds (Barton).
Mhs	1-10	at Rhs13	Hopkins rush for 1 yard to the RHS12 (Burt).
Mhs	2-9	at Rhs12	Vaught rush for loss of 1 yard to the RHS13, out-of-bounds (Smith, J.).
Mhs	3-10	at Rhs13	Vaught pass incomplete to Shinsky (Burt).
Mhs	4-10	at Rhs13	Vaught pass incomplete to Shinsky.
			Drive: 12 plays, 67 yards, TOP 02:36
Rhs	1-10	at Rhs13	RAVENWOOD HS drive start at 06:36.
Rhs	1-10	at Rhs13	Brown pass complete to Percy for 2 yards to the RHS15 (Zwolinski), *PENALTY RHS illegal block 7 yards to the RHS8*.
Rhs	1-15	at Rhs08	1st and 15.
Rhs	1-15	at Rhs08	Rowland, S. rush for 3 yards to the RHS11 (Blackmon).
Rhs	2-12	at Rhs11	Brown pass incomplete to Jefferson, QB hurry by Young.
Rhs	3-12	at Rhs11	Brown pass incomplete to Jefferson.
Rhs	4-12	at Rhs11	Linde punt 32 yards to the RHS43, downed.

			Drive: 4 plays, minus 2 yards, TOP 01:15
Mhs	1-10	at Rhs43	MARYVILLE HS drive start at 05:21.
Mhs	1-10	at Rhs43	Burgess rush for 2 yards to the RHS41 (Frawley).
Mhs	2-8	at Rhs41	Burgess rush for 3 yards to the RHS38 (Spence).
Mhs	3-5	at Rhs38	Ensley sacked for loss of 5 yards to the RHS43 (Spence).
Mhs	4-10	at Rhs43	Orren, L. punt 26 yards to the RHS17, fair catch by Rowland, C..
			Drive: 3 plays, 0 yards, TOP 01:56
Rhs	1-10	at Rhs17	RAVENWOOD HS drive start at 03:25.
Rhs	1-10	at Rhs17	Rowland, C. rush for 1 yard to the RHS18 (Jackson).
Rhs	2-9	at Rhs18	Brown pass complete to Jefferson for 4 yards to the RHS22 (Blackmon).
Rhs	3-5	at Rhs22	Brown pass incomplete to Percy.
Rhs	4-5	at Rhs22	Linde punt 33 yards to the MHS45, fair catch by Brock.
			Drive: 3 plays, 5 yards, TOP 01:22
Mhs	1-10	at Mhs45	MARYVILLE HS drive start at 02:03.
Mhs	1-10	at Mhs45	Hopkins rush for 14 yards to the RHS41, **1ST DOWN MHS** (Barton).
Mhs	1-10	at Rhs41	Vaught pass complete to Brock for 22 yards to the RHS19, **1ST DOWN MHS** (Barton).
Mhs	1-10	at Rhs19	Vaught rush for no gain to the RHS19 (Jeronimus).
Mhs	2-10	at Rhs19	Vaught pass incomplete to Tillery.
Mhs	3-10	at Rhs19	Ensley pass complete to Miller for 19 yards to the RHS0, **1ST DOWN MHS**, TOUCHDOWN, clock 00:47.
			Ensley pass attempt to Miller good.
			Maryville HS 28, Ravenwood HS 28
			Drive: 5 plays, 55 yards, TOP 01:16
			Orren, W. kickoff 10 yards to the 50 yardline, on-side kick, recovered by RHS Percy on 50 yardline.
Rhs	1-10	at Rhs50	RAVENWOOD HS drive start at 00:47.
Rhs	1-10	at Rhs50	Brown rush for no gain to the 50 yardline (Zwolinski).
Rhs	2-10	at Rhs50	Rappe rush for 3 yards to the MHS47 (Clabough).
			Drive: 2 plays, 3 yards, TOP 02:38
			Maryville HS 28, Ravenwood HS 28

4th Quarter

Rhs	3-7	at Mhs47	Start of 4th quarter, clock 12:00.
Rhs	3-7	at Mhs47	Rowland, S. rush for 4 yards to the MHS43 (Jackson).
Rhs	4-3	at Mhs43	Brown pass complete to Percy for 5 yards to the MHS38, **1ST DOWN RHS** (Clabough).
Rhs	1-10	at Mhs38	Jefferson pass incomplete to Percy (Henderson).
Rhs	2-10	at Mhs38	Rowland, S. rush for 1 yard to the MHS37 (Blackmon).
Rhs	3-9	at Mhs37	Jefferson pass incomplete to Jefferson.
Rhs	4-9	at Mhs37	Linde punt 18 yards to the MHS19, out-of-bounds.
			Drive: 7 plays, 13 yards, TOP 02:38
Mhs	1-10	at Mhs19	MARYVILLE HS drive start at 10:09.
Mhs	1-10	at Mhs19	Burgess rush for 12 yards to the MHS31, **1ST DOWN MHS** (Burt).
Mhs	1-10	at Mhs31	Burgess rush for 1 yard to the MHS32 (Moore).
Mhs	2-9	at Mhs32	Hopkins rush for 5 yards to the MHS37 (McKay).
Mhs	3-4	at Mhs37	Vaught pass complete to Miller for 6 yards to the MHS43, **1ST DOWN MHS** (Axon).
Mhs	1-10	at Mhs43	Vaught pass complete to Brock for 6 yards to the MHS49 (Axon).
Mhs	2-4	at Mhs49	Burgess rush for 1 yard to the 50 yardline (McKay;Moore).
Mhs	3-3	at Mhs50	Vaught pass incomplete to Brock, *PENALTY RHS pass interference (Barton) 15 yards to the RHS35,* ***1ST DOWN MHS***, NO PLAY.
Mhs	1-10	at Rhs35	Hopkins rush for 14 yards to the RHS21, **1ST DOWN MHS** (Burt;Lutgens).
Mhs	1-10	at Rhs21	Hopkins rush for 6 yards to the RHS15, fumble forced by Barton, fumble by Hopkins recovered by RHS Barton at RHS13.
			Drive: 8 plays, 68 yards, TOP 03:00
Rhs	1-10	at Rhs13	RAVENWOOD HS drive start at 07:09.
Rhs	1-10	at Rhs13	Brown pass complete to Jefferson for 4 yards to the RHS17 (Russell, C.).
Rhs	2-6	at Rhs17	Rowland, C. rush for 13 yards to the RHS30, **1ST DOWN RHS** (Russell, C.).
Rhs	1-10	at Rhs30	Brown rush for 3 yards to the RHS33 (Murrell).
Rhs	2-7	at Rhs33	Brown pass complete to Jefferson for 21 yards to the MHS46, **1ST DOWN RHS** (Yoakum).
Rhs	1-10	at Mhs46	Brown pass complete to Percy for 9 yards to the MHS37 (Henderson), *PENALTY RHS unsportsmanlike conduct 14 yards to the RHS49*.
Rhs	1-15	at Rhs49	2nd and 15.
Rhs	2-15	at Rhs49	Brown pass complete to Percy for 9 yards to the MHS42, out-of-bounds.
Rhs	3-6	at Mhs42	Brown rush for loss of 1 yard to the MHS43, out-of-bounds, *PENALTY RHS holding 10 yards to the RHS47*.
Rhs	3-17	at Rhs47	3rd and 17.
Rhs	3-17	at Rhs47	Brown pass complete to Burt for 19 yards to the MHS34, **1ST DOWN RHS** (Russell, C.).
Rhs	1-10	at Mhs34	Rowland, S. rush for 6 yards to the MHS28 (Blackmon).

Rhs	2-4	at Mhs28	Rowland, S. rush for 1 yard to the MHS27 (Koons;Jackson).
Rhs	3-3	at Mhs27	Timeout Ravenwood HS, clock 02:00.
Rhs	3-3	at Mhs27	Rowland, S. rush for 4 yards to the MHS23, **1ST DOWN RHS** (Shinsky).
Rhs	1-10	at Mhs23	Brown rush for 1 yard to the MHS22 (Shinsky).
Rhs	2-9	at Mhs22	Brown rush for 7 yards to the MHS15 (Murrell).
Rhs	3-2	at Mhs15	Rowland, S. rush for no gain to the MHS15.
Rhs	4-2	at Mhs15	Timeout Ravenwood HS, clock 00:04.
Rhs	4-2	at Mhs15	Timeout Maryville HS, clock 00:04.
Rhs	4-2	at Mhs15	Holt field goal attempt from 32 BLOCKED, recovered by MHS Cobb at MHS5 spot at MHS5, clock 00:00 (blocked by Blackmon), Cobb for no gain to the MHS5.
			Drive: 15 plays, 72 yards, TOP 07:09
			Maryville HS 28, Ravenwood HS 28
			Drive: 3 plays, 0 yards, TOP 00:00
			Maryville HS 35, Ravenwood HS 34

OT Quarter

Mhs	1-10	at Mhs05	Start of OT quarter, clock 12:00.
			Ravenwood won the toss and elected to defend. Maryville take poss.
Mhs	1-10	at Mhs05	MHS ball on RHS10.
Mhs	1-G	at Rhs10	Vaught rush for 7 yards to the RHS3 (Jeronimus).
Mhs	2-G	at Rhs03	Vaught rush for 3 yards to the RHS0, TOUCHDOWN, clock 12:00.
			Orren, L. kick attempt good.
			Maryville HS 35, Ravenwood HS 28
Mhs	1-G	at Mhs40	MARYVILLE HS drive start at 12:00, RHS ball on MHS10.
Rhs	1-G	at Mhs10	Brown pass complete to Percy for 10 yards to the MHS0, TOUCHDOWN, clock 12:00.
Rhs	1-G	at Mhs03	Timeout Ravenwood HS, clock 12:00.
Rhs	1-G	at Mhs03	Timeout Maryville HS, clock 12:00.
			Brown pass attempt failed (intercepted).
			Maryville HS 35, Ravenwood HS 34
			Drive: 3 plays, 0 yards, TOP 00:00
			Maryville HS 35, Ravenwood HS 34

Play Breakdown Summary

Play Breakdown Summary (Final)

Maryville HS

Down	RUN	PASS	Total
OVERALL.....	48	28	76
1ST DOWN.....	25	10	35
2ND DOWN-SHORT...	2	1	3
2ND DOWN-MIDDLE..	6	0	6
2ND DOWN-LONG....	11	6	17
3RD DOWN-SHORT...	1	0	1
3RD DOWN-MIDDLE..	2	1	3
3RD DOWN-LONG....	0	8	8
4TH DOWN.....	1	2	3

Ravenwood HS

Down	RUN	PASS	Total
OVERALL.....	31	26	57
1ST DOWN.....	14	10	24
2ND DOWN-SHORT...	2	0	2
2ND DOWN-MIDDLE..	4	0	4
2ND DOWN-LONG....	5	8	13
3RD DOWN-SHORT...	2	1	3
3RD DOWN-MIDDLE..	1	0	1
3RD DOWN-LONG....	3	6	9
4TH DOWN.....	0	1	1

Maryville HS

Formation	RUN	PASS	Total
.....	48	28	76

Ravenwood HS

Formation	RUN	PASS	Total
.....	31	26	57

Maryville HS (Sorted by Play type)

1ST DOWN RUN (25 RUN, 10 PASS)

```
1-10 R10 #1    7 [     ]
1-10 M20 #1   16 [     ]
1-1  R01 #1    1 [     ]
1-10 R19 #1    0 [     ]
1-10 R23 #1    8 [     ]
1-10 M36 #2    2 [     ]
1-10 R37 #2    5 [     ]
1-10 M20 #2    6 [     ]
1-10 M20 #2    2 [     ]
1-10 M34 #28   3 [     ]
1-10 R24 #28   3 [     ]
1-10 R14 #28   3 [     ]
1-10 M20 #28   4 [     ]
1-10 R43 #28   2 [     ]
1-10 R47 #28   6 [     ]
1-10 M19 #28  12 [     ]
1-10 M31 #28   1 [     ]
1-10 R21 #43   6 [     ]
1-10 R35 #43  14 [     ]
1-10 M10 #43   5 [     ]
1-10 M37 #43   3 [     ]
1-10 M45 #43  14 [     ]
1-10 R13 #43   1 [     ]
1-10 R29 #43  16 [     ]
1-5  R05 #43   5 [     ]
```

1ST DOWN PASS

```
1-10 M31 #17 to #1      - [     ]
1-10 M20 #17 to #1      - [     ]
1-10 M45 #1  to #21     - [     ]
1-10 M43 #1  to #6      6 [     ]
1-10 R41 #1  to #6     22 [     ]
1-10 M33 #1  to #6      2 [     ]
1-10 M34 #1  to #81     8 [     ]
1-10 M42 #17 to #81     - [     ]
1-10 R15 #17 to #81     - [     ]
1-10 M34 #1  to #    SACK [     ]
```

2ND-SHORT RUN (2 RUN, 1 PASS)

```
2-3  R03 #1    3 [     ]
2-2  R15 #1   10 [     ]
```

2ND-SHORT PASS

```
2-2  M42 #1  to #21     - [     ]
```

2ND-MIDDLE RUN (6 RUN, 0 PASS)

```
2-6  M24 #1   10 [     ]
2-4  R41 #17  17 [     ]
2-4  M26 #28   8 [     ]
2-4  M49 #28   1 [     ]
2-5  M15 #43  22 [     ]
2-5  R32 #43   9 [     ]
```

2ND-MIDDLE PASS

2ND-LONG RUN (11 RUN, 6 PASS)

```
2-8  M38 #1    2 [     ]
2-7  R21 #1    3 [     ]
2-9  R12 #1   -1 [     ]
2-10 M20 #2   11 [     ]
2-10 R15 #2   14 [     ]
```

2ND-LONG PASS

```
2-10 M42 #17 to #1      - [     ]
2-8  M22 #1  to #21     7 [     ]
2-24 M20 #1  to #21     - [     ]
2-10 R19 #1  to #21     - [     ]
2-7  M37 #1  to #6     -3 [     ]
```

```
2-10 M31 #2    6 [    ]                                    2-8  M35 #1  to #6     65 [     ]
2-8  R41 #28   3 [    ]
2-9  M32 #43   5 [    ]
2-7  M40 #43   0 [    ]
2-10 M45 #43  26 [    ]
2-7  R11 #43   1 [    ]

3RD-SHORT RUN  (1 RUN, 0 PASS)                            3RD-SHORT PASS
3-2  M42 #2    3 [    ]

3RD-MIDDLE RUN  (2 RUN, 1 PASS)                           3RD-MIDDLE PASS
3-4  M37 #1    5 [    ]                                  3-4  M37 #1  to #81     6 [     ]
3-4  R18 #28   1 [    ]

3RD-LONG RUN  (0 RUN, 8 PASS)                             3RD-LONG PASS
                                                          3-10 R13 #1  to #2      - [     ]
                                                          3-10 M42 #17 to #21    11 [     ]
                                                          3-6  R10 #17 to #21     - [     ]
                                                          3-24 M20 #1  to #6      - [     ]
                                                          3-7  M40 #17 to #6     45 [     ]
                                                          3-6  M40 #17 to #81     - [     ]
                                                          3-10 R19 #17 to #81    19 [     ]
                                                          3-5  R38 #17 to #    SACK [     ]

4TH DOWN RUN  (1 RUN, 2 PASS)                             4TH DOWN PASS
4-3  R17 #28   3 [    ]                                  4-10 R13 #1  to #2      - [     ]
                                                          4-6  R10 #17 to #6      - [     ]
```

Ravenwood HS (Sorted by Play type)

```
1ST DOWN RUN  (14 RUN, 10 PASS)                           1ST DOWN PASS
1-10 M17 #12   0 [    ]                                  1-10 R13 #12 to #2      4 [     ]
1-10 M23 #12   1 [    ]                                  1-10 R35 #12 to #2     65 [     ]
1-10 R50 #12   0 [    ]                                  1-10 R50 #12 to #2      7 [     ]
1-10 R30 #12   3 [    ]                                  1-10 M33 #12 to #2      7 [     ]
1-1  M01 #16   1 [    ]                                  1-10 M46 #12 to #6      9 [     ]
1-10 M42 #16   4 [    ]                                  1-10 M38 #2  to #6      - [     ]
1-10 R10 #2   -5 [    ]                                  1-10 M10 #12 to #6     10 [     ]
1-10 R17 #23   1 [    ]                                  1-10 R38 #12 to #6     45 [     ]
1-10 R25 #24   2 [    ]                                  1-10 R13 #12 to #6      2 [     ]
1-15 R08 #24   3 [    ]                                  1-10 M30 #12 to #6      - [     ]
1-10 R46 #24   3 [    ]
1-10 M34 #24   6 [    ]
1-10 M15 #24   6 [    ]
1-10 R20 #24   1 [    ]

2ND-SHORT RUN  (2 RUN, 0 PASS)                            2ND-SHORT PASS
2-3  M26 #2   11 [    ]
2-3  M43 #23  13 [    ]

2ND-MIDDLE RUN  (4 RUN, 0 PASS)                           2ND-MIDDLE PASS
2-6  M38 #12   4 [    ]
2-6  R17 #23  13 [    ]
2-4  M09 #24   8 [    ]
2-4  M28 #24   1 [    ]

2ND-LONG RUN  (5 RUN, 8 PASS)                             2ND-LONG PASS
2-9  M22 #12   7 [    ]                                  2-7  R49 #12 to #2      9 [     ]
2-15 R05 #12   0 [    ]                                  2-9  R18 #12 to #2      4 [     ]
2-10 R50 #16   3 [    ]                                  2-7  R33 #12 to #2     21 [     ]
2-8  R27 #24   0 [    ]                                  2-12 R11 #12 to #2      - [     ]
2-10 M38 #24   1 [    ]                                  2-15 R49 #12 to #6      9 [     ]
                                                          2-10 M17 #12 to #6      9 [     ]
                                                          2-9  R21 #12 to #6     38 [     ]
                                                          2-10 M30 #12 to #    SACK [     ]

3RD-SHORT RUN  (2 RUN, 1 PASS)                            3RD-SHORT PASS
3-2  M15 #24   0 [    ]                                  3-1  M08 #2  to #12     8 [     ]
3-2  M34 #24  34 [    ]
```

```
3RD-MIDDLE RUN  (1 RUN, 0 PASS)                                  3RD-MIDDLE PASS
3-3  M27 #24   4 [    ]

3RD-LONG RUN  (3 RUN, 6 PASS)                                    3RD-LONG PASS
3-20 M40 #12   6 [    ]                                          3-12 R11 #12 to #2      - [     ]
3-6  M42 #12  -1 [    ]                                          3-8  R27 #12 to #2      - [     ]
3-7  M47 #24   4 [    ]                                          3-9  M37 #2  to #2      - [     ]
                                                                 3-17 R47 #12 to #3     19 [     ]
                                                                 3-15 R05 #12 to #3      0 [     ]
                                                                 3-5  R22 #12 to #6      - [     ]

4TH DOWN RUN  (0 RUN, 1 PASS)                                    4TH DOWN PASS
                                                                 4-3  M43 #12 to #6      5 [     ]
```

2013 Class 6A Football Playoffs

November 8 - December 7, 2013

First Round

#1	Maryville (10-0)	42	**Game 101** Fri. Nov. 8 7 PM
#8	Bradley Central (5-5)	21	
#4	Morristown East (9-1)	27	**Game 102** Fri. Nov. 8 7 PM
#5	Dobyns Bennett (6-4)	17	
#3	Science Hill (8-2)	56	**Game 103** Fri. Nov. 8 7 PM
#6	Farragut (6-4)	42	
#7	Cookeville (6-4)	42	**Game 104** Fri. Nov. 8 7 PM
#2	Sevier Co. (9-1)	56	
#1	Oakland (10-0)	41	**Game 105** Fri. Nov. 8 7 PM
#8	Wilson Central (6-4)	0	
#4	Antioch (5-5)	14	**Game 106** Fri. Nov. 8 7 PM
#5	Siegel (7-3)	54	
#3	Blackman (8-2)	42	**Game 107** Fri. Nov. 8 7 PM
#6	Smyrna (6-4)	0	
#7	Cane Ridge (6-4)	26	**Game 108** Fri. Nov. 8 7 PM
#2	Ravenwood (9-1)	49	
#1	Nashville Overton (10-0)	30	**Game 109** Fri. Nov. 8 7 PM
#8	McGavock (5-5)	0	
#4	Rossview (9-1)	25	**Game 110** Fri. Nov. 8 7 PM
#5	Independence (7-3)	35	
#3	Arlington (8-2)	31	**Game 111** Fri. Nov. 8 7 PM
#6	Hendersonville (7-3)	49	
#7	Franklin (8-2)	17	**Game 112** Fri. Nov. 8 7 PM
#2	Station Camp (8-2)	24	
#1	Whitehaven (8-2)	42	**Game 113** Fri. Nov. 8 7 PM
#8	Cordova (6-4)	21	
#4	White Station (6-4)	38	**Game 114** Fri. Nov. 8 7 PM
#5	Houston (8-2)	14	
#3	Southwind (7-3)	55	**Game 115** Fri. Nov. 8 7 PM
#6	Collierville (7-3)	25	
#7	Memphis Central (6-4)	54	**Game 116** Fri. Nov. 8 7 PM
#2	Brighton (8-2)	48	

Second Round

Maryville	49	**Game 201** Fri. Nov. 15 7 PM
Morristown East	7	
Science Hill	20	**Game 202** Fri. Nov. 15 7 PM
Sevier Co.	63	
Oakland	35	**Game 203** Fri. Nov. 15 7 PM
Siegel	0	
Blackman	41	**Game 204** Fri. Nov. 15 7 PM
Ravenwood	14	
Nashville Overton	14	**Game 205** Fri. Nov. 15 7 PM
Independence	17	
Hendersonville	29	**Game 206** Fri. Nov. 15 7 PM
Station Camp	28	
Whitehaven	13	**Game 207** Fri. Nov. 15 7 PM
White Station	34	
Southwind	7	**Game 208** Fri. Nov. 15 7 PM
Memphis Central	26	

Quarterfinals

Maryville	56	**Game 301** Fri. Nov. 22 7 PM
Sevier Co.	14	
Oakland	3	**Game 302** Fri. Nov. 22 7 PM
Blackman	17	
Independence	35	**Game 303** Fri. Nov. 22 7 PM
Hendersonville	36	
White Station	31	**Game 304** Fri. Nov. 22 7 PM
Memphis Central	28	

Semifinals

Maryville	28	**Game 401** Fri. Nov. 29 7 PM
Blackman	16	
Hendersonville	49	**Game 402** Fri. Nov. 29 7 PM
White Station	41	

Championship

Maryville	44	**Game 501** Sat. Dec. 7 7 PM BlueCross Bowl @ TN Tech
Hendersonville	7	

Maryville

STATE CHAMPION

Notes:

2013 TSSAA BlueCross Bowl
Division I Class 6A Championship Game
Hendersonville HS vs Maryville HS (Dec 07, 2013)

Scoring Summary

Scoring Summary (Final)
Hendersonville HS (11-4) vs. Maryville HS (15-0)
Date: Dec 07, 2013 Site: Cookeville, Tenn. Stadium: Tucker Stadium

Attendance:

Score by Quarters	**1**	**2**	**3**	**4**	**Score**
Hendersonville HS...	7	0	0	0	- 7
Maryville HS.....	21	16	7	0	- 44

Scoring Summary:

1st 11:11 MARY - Shawn Prevo 51 yd pass from John Garrett (Caden Ryding kick)
3 plays, 80 yards, TOP 0:49, HHS 0 - MARY 7
07:45 HHS - Bailey Rogers 43 yd pass from Jeremias Elston (Bryce DeGuira kick)
1 play, 43 yards, TOP 0:10, HHS 7 - MARY 7
06:13 MARY - Kelby Brock 12 yd pass from John Garrett (Caden Ryding kick)
5 plays, 59 yards, TOP 1:32, HHS 7 - MARY 14
04:01 MARY - Cody Carroll 51 yd pass from John Garrett (Caden Ryding kick)
2 plays, 53 yards, TOP 0:31, HHS 7 - MARY 21
2nd 09:56 MARY - Shawn Prevo 1 yd run (Caden Ryding kick failed)
8 plays, 80 yards, TOP 2:45, HHS 7 - MARY 27
03:03 MARY - John Garrett 3 yd run (Caden Ryding kick)
11 plays, 64 yards, TOP 3:58, HHS 7 - MARY 34
00:00 MARY - Caden Ryding 29 yd field goal
8 plays, 33 yards, TOP 1:51, HHS 7 - MARY 37
3rd 07:40 MARY - Shawn Prevo 2 yd run (Caden Ryding kick)
5 plays, 45 yards, TOP 1:31, HHS 7 - MARY 44

Kickoff time: 7 PM End of Game: 9:25 PM Total elapsed time: 2:25

Officials:
Temperature: 31 Wind: ENE@9 Weather: Very cold, windy

Offensive MVP: John Garrett (Maryville)
Defensive MVP: John David Mitchell (Maryville)

Team Statistics

Team Statistics (Final)

	HHS	MARY
FIRST DOWNS	**9**	**22**
Rushing	7	13
Passing	1	9
Penalty	1	0
NET YARDS RUSHING	**125**	**218**
Rushing Attempts	39	37
Average Per Rush	3.2	5.9
Rushing Touchdowns	0	3
Yards Gained Rushing	136	219
Yards Lost Rushing	11	1
NET YARDS PASSING	**49**	**277**
Completions-Attempts-Int	2-9-0	13-19-0
Average Per Attempt	5.4	14.6
Average Per Completion	24.5	21.3
Passing Touchdowns	1	3
TOTAL OFFENSE YARDS	**174**	**495**
Total offense plays	48	56
Average Gain Per Play	3.6	8.8
Fumbles: Number-Lost	0-0	1-1
Penalties: Number-Yards	5-54	5-35
PUNTS-YARDS	5-149	1-22
Average Yards Per Punt	29.8	22.0
Net Yards Per Punt	25.8	22.0
Inside 20	0	0
50+ Yards	0	0
Touchbacks	1	0
Fair catch	0	0
KICKOFFS-YARDS	2-101	7-277
Average Yards Per Kickoff	50.5	39.6
Net Yards Per Kickoff	37.0	27.4
Touchbacks	1	1
Punt returns: Number-Yards-TD	0-0-0	1-0-0
Average Per Return	0.0	0.0
Kickoff returns: Number-Yds-TD	6-65-0	1-7-0
Average Per Return	10.8	7.0
Interceptions: Number-Yds-TD	0-0-0	0-0-0
Fumble Returns: Number-Yds-TD	0-0-0	0-0-0
Miscellaneous Yards	0	0
Possession Time	24:23	23:37
1st Quarter	6:57	5:03
2nd Quarter	4:07	7:53
3rd Quarter	9:33	2:27
4th Quarter	3:46	8:14
Third-Down Conversions	3 of 12	5 of 8
Fourth-Down Conversions	1 of 4	1 of 2
Red-Zone Scores-Chances	0-0	5-6
Touchdowns	0-0	4-6
Field goals	0-0	1-6
Sacks By: Number-Yards	0-0	0-0
PAT Kicks	1-1	5-6
Field Goals	0-0	1-1

Individual Statistics

Individual Statistics (Final)

Hendersonville HS

Rushing	No	Gain	Loss	Net	TD	Lg	Avg
Corey Jones	15	62	1	61	0	15	4.1
Jack Towe	9	46	2	44	0	14	4.9
Cameron Turner	8	15	2	13	0	8	1.6
Jeremias Elston	5	8	2	6	0	3	1.2
Drew Richard	1	5	0	5	0	5	5.0
Jarques Wordlaw	1	0	4	-4	0	0	-4.0
Totals...	39	136	11	125	0	15	3.2

Passing	Cmp-Att-Int	Yds	TD	Long	Sack
Jeremias Elston	2-9-0	49	1	43	0
Totals...	2-9-0	49	1	43	0

Receiving	No.	Yds	TD	Long
Bailey Rogers	1	43	1	43
Jack Towe	1	6	0	6
Totals...	2	49	1	43

Punting	No.	Yds	Avg	Long	In20	TB
Bryce DeGuira	5	149	29.8	42	0	1
Totals...	5	149	29.8	42	0	1

	Punts			Kickoffs			Intercept		
All Returns	No.	Yds.	Lg	No.	Yds.	Lg	No.	Yds.	Lg
Jack Towe	0	0	0	1	8	8	0	0	0
Jarques Wordlaw	0	0	0	1	17	17	0	0	0
Braden Schwerdt	0	0	0	3	18	16	0	0	0
Justin Orr	0	0	0	1	22	22	0	0	0
Totals...	0	0	0	6	65	22	0	0	0

Field goal attempts

Kickoffs	No.	Yds	TB	OB	Avg
Bryce DeGuira	2	101	1	0	50.5

Maryville HS

Rushing	No	Gain	Loss	Net	TD	Lg	Avg
Shawn Prevo	18	131	0	131	2	22	7.3
John Garrett	8	61	0	61	1	14	7.6
Jaylen Burgess	3	11	0	11	0	9	3.7
Brian Tillery	3	11	1	10	0	9	3.3
Jaylen Nickerso	3	5	0	5	0	2	1.7
Joel Hopkins	2	0	0	0	0	0	0.0
Totals...	37	219	1	218	3	22	5.9

Passing	Cmp-Att-Int	Yds	TD	Long	Sack
John Garrett	13-18-0	277	3	51	0
Cody Carroll	0-1-0	0	0	0	0
Totals...	13-19-0	277	3	51	0

Receiving	No.	Yds	TD	Long
Cody Carroll	4	147	1	51
Kelby Brock	3	32	1	12
Bryce Miller	3	25	0	9
Shawn Prevo	2	66	1	51
Tyler Vaught	1	7	0	7
Totals...	13	277	3	51

Punting	No.	Yds	Avg	Long	In20	TB
Luke Orren	1	22	22.0	22	0	0
Totals...	1	22	22.0	22	0	0

	Punts			Kickoffs			Intercept		
All Returns	No.	Yds.	Lg	No.	Yds.	Lg	No.	Yds.	Lg
Cody Carroll	1	0	0	0	0	0	0	0	0
Jake McCormick	0	0	0	1	7	7	0	0	0
Totals...	1	0	0	1	7	7	0	0	0

Field goal attempts

Caden Ryding 2nd 00:00 29 yds - Good

Kickoffs	No.	Yds	TB	OB	Avg
Caden Ryding	7	277	1	0	39.6

FUMBLES: Hendersonville HS-None. Maryville HS-Jaylen Nickerso 1-1.

Drive Chart

Drive Chart (Final)

Team	Qtr	Drive Started Spot	Drive Started Time	Drive Started Obtained	Drive Ended Spot	Drive Ended Time	Drive Ended How Lost	Consumed Pl-Yds	Consumed TOP
HHS	1st	H42	11:11	Kickoff	H50	09:25	Punt	3-8	1:46
HHS	1st	M43	07:55	Punt	M00	07:45	*TOUCHDOWN	1-43	0:10
HHS	1st	H31	06:13	Kickoff	H26	04:32	Punt	4--5	1:41
HHS	1st	H35	04:01	Kickoff	M42	00:41	Punt	7-23	3:20
HHS	2nd	H32	09:56	Kickoff	M36	07:01	Downs	8-32	2:55
HHS	2nd	H20	03:03	Kickoff	H17	01:51	Punt	3--3	1:12
HHS	3rd	H26	12:00	Kickoff	H45	09:11	Downs	7-19	2:49
HHS	3rd	H42	07:40	Kickoff	M48	03:21	Punt	6-10	4:19
HHS	3rd	M28	02:25	Fumble	M31	00:00	Downs	4--3	2:25
HHS	4th	H01	03:46	Downs	H37	00:00	End of half	5-36	3:46
MARY	1st	M20	12:00	Kickoff	H00	11:11	*TOUCHDOWN	3-80	0:49
MARY	1st	M23	09:25	Punt	M21	07:55	Punt	3--2	1:30
MARY	1st	M41	07:45	Kickoff	H00	06:13	*TOUCHDOWN	5-59	1:32#
MARY	1st	M47	04:32	Punt	H00	04:01	*TOUCHDOWN	2-53	0:31
MARY	1st	M20	00:41	Punt	H00	09:56	*TOUCHDOWN	8-80	2:45#
MARY	2nd	M36	07:01	Downs	H00	03:03	*TOUCHDOWN	11-64	3:58#
MARY	2nd	H45	01:51	Punt	H12	12:00	*FIELD GOAL	8-33	1:51#
MARY	3rd	H45	09:11	Downs	H00	07:40	*TOUCHDOWN	5-45	1:31#
MARY	3rd	M23	03:21	Punt	M28	02:25	Fumble	1-5	0:56
MARY	4th	M31	12:00	Downs	H01	03:46	Downs	11-68	8:14#

HHS	**1st Qtr**	**2nd Qtr**	**3rd Qtr**	**4th Qtr**	**1st Half**	**2nd Half**	**Total**
Time of possession	06:57	04:07	09:33	03:46	11:04	13:19	24:23
3rd Down Conversions	1/4	0/2	2/5	0/1	1/6	2/6	3/12
Avg Field Position	H41	H26	H46	H01	H36	H35	H35
4th Down Conversions	0/0	0/1	0/2	1/1	0/1	1/3	1/4

MARY	**1st Qtr**	**2nd Qtr**	**3rd Qtr**	**4th Qtr**	**1st Half**	**2nd Half**	**Total**
Time of possession	05:03	07:53	02:27	08:14	12:56	10:41	23:37
3rd Down Conversions	0/1	5/5	0/0	0/2	5/6	0/2	5/8
Avg Field Position	M30	M45	M39	M31	M34	M36	M35
4th Down Conversions	0/0	0/0	0/0	1/2	0/0	1/2	1/2

Drive Chart (By Quarter)

		Drive Started			Drive Ended			Consumed	
Team	**Qtr**	**Spot**	**Time**	**Obtained**	**Spot**	**Time**	**How Lost**	**Pl-Yds**	**TOP**
MARY	1st	M20	12:00	Kickoff	H00	11:11	*TOUCHDOWN	3-80	0:49
HHS	1st	H42	11:11	Kickoff	H50	09:25	Punt	3-8	1:46
MARY	1st	M23	09:25	Punt	M21	07:55	Punt	3--2	1:30
HHS	1st	M43	07:55	Punt	M00	07:45	*TOUCHDOWN	1-43	0:10
MARY	1st	M41	07:45	Kickoff	H00	06:13	*TOUCHDOWN	5-59	1:32#
HHS	1st	H31	06:13	Kickoff	H26	04:32	Punt	4--5	1:41
MARY	1st	M47	04:32	Punt	H00	04:01	*TOUCHDOWN	2-53	0:31
HHS	1st	H35	04:01	Kickoff	M42	00:41	Punt	7-23	3:20
MARY	1st	M20	00:41	Punt	H00	09:56	*TOUCHDOWN	8-80	2:45#
HHS	2nd	H32	09:56	Kickoff	M36	07:01	Downs	8-32	2:55
MARY	2nd	M36	07:01	Downs	H00	03:03	*TOUCHDOWN	11-64	3:58#
HHS	2nd	H20	03:03	Kickoff	H17	01:51	Punt	3--3	1:12
MARY	2nd	H45	01:51	Punt	H12	12:00	*FIELD GOAL	8-33	1:51#
HHS	3rd	H26	12:00	Kickoff	H45	09:11	Downs	7-19	2:49
MARY	3rd	H45	09:11	Downs	H00	07:40	*TOUCHDOWN	5-45	1:31#
HHS	3rd	H42	07:40	Kickoff	M48	03:21	Punt	6-10	4:19
MARY	3rd	M23	03:21	Punt	M28	02:25	Fumble	1-5	0:56
HHS	3rd	M28	02:25	Fumble	M31	00:00	Downs	4--3	2:25
MARY	4th	M31	12:00	Downs	H01	03:46	Downs	11-68	8:14#
HHS	4th	H01	03:46	Downs	H37	00:00	End of half	5-36	3:46

Defensive Statistics

Defensive Statistics (Final)

Hendersonville HS

##	Player	Solo	Ast	Tot	TFL/Yds	FF	FR-Yd	Intc	BrUp	Blkd	Sack/Yds	QH
86	Josh McCullough	9	2	10.0	.	1	.	.	.	.	.	.
19	Braden Schwerdt	9	1	9.5	.	.	.	.	.	.	.	.
21	Anthony Tate	4	2	5.0	.	.	.	.	.	.	.	.
55	Rodney Jamerson	4	.	4.0	.	.	.	.	.	.	.	.
53	Austin Winter	4	.	4.0	.	.	.	.	1	.	.	.
80	Tucker Been	3	.	3.0	1.0/1	.	.	.	.	.	.	.
8	Drew Richard	2	1	2.5	.	.	.	.	.	.	.	.
43	Justin Orr	2	.	2.0	.	.	.	.	.	.	.	.
41	Chandler Gant	1	.	1.0	.	.	.	.	.	.	.	.
23	Bailey Rogers	1	.	1.0	.	.	.	.	1	.	.	.
63	Forrest Wise	.	2	1.0	.	.	.	.	.	.	.	.
12	Jack Peters	.	1	0.5	.	.	.	.	.	.	.	.
32	C. Billingsly	.	1	0.5	.	.	.	.	.	.	.	.
64	Chris King	.	1	0.5	.	.	.	.	.	.	.	.
25	Morgan Nappier	.	1	0.5	.	.	.	.	1	.	.	.
42	Andrew Towe	.	.	.	.	.	1-0	.	.	.	.	.

Maryville HS

##	Player	Solo	Ast	Tot	TFL/Yds	FF	FR-Yd	Intc	BrUp	Blkd	Sack/Yds	QH
79	Dylan Jackson	5	1	5.5	2.0/4	.	.	.	.	.	.	.
9	J. Mitchell	4	2	5.0	.	.	.	.	1	.	.	.
81	Bryce Miller	4	.	4.0	1.0/4	.	.	.	1	.	.	.
2	Dylan Shinsky	3	1	3.5	1.0/1	.	.	.	.	.	.	.
82	Marcus Brooks	3	1	3.5	.	.	.	.	.	.	.	.
77	Kyle Withrow	2	3	3.5	.	.	.	.	.	.	.	.
3	Paul Bristol	3	.	3.0	1.0/2	.	.	.	.	.	.	.
26	Blake Henderson	2	.	2.0	.	.	.	.	.	.	.	.
27	T.D. Blackmon	2	.	2.0	.	.	.	.	.	.	.	.
36	Jake McCormick	2	.	2.0	.	.	.	.	.	.	.	.
44	Zack Clabough	2	.	2.0	.	.	.	.	.	.	.	.
78	Ritchie Koons	1	2	2.0	.	.	.	.	1	.	.	.
24	C. Coates	1	2	2.0	.	.	.	.	.	.	.	.
41	Ethan Dudley	1	1	1.5	.	.	.	.	.	.	.	.
19	Josh Yoakum	1	.	1.0	.	.	.	.	.	.	.	.
86	C. Gibson	1	.	1.0	.	.	.	.	.	.	.	.
35	Daniel West	.	1	0.5	.	.	.	.	.	.	.	.
23	Tyler Zwolinski	.	1	0.5	.	.	.	.	.	.	.	.
5	Drake Martin	.	1	0.5	.	.	.	.	.	.	.	.

Box Score

Box Score (Final)

Score by Quarters	1	2	3	4	Score	
Hendersonville HS...	7	0	0	0	- 7	Record: (11-4)
Maryville HS.....	21	16	7	0	- 44	Record: (15-0)

Scoring Summary:

1st 11:11 MARY - Shawn Prevo 51 yd pass from John Garrett (Caden Ryding kick), 3-80 0:49, HHS 0 - MARY 7
07:45 HHS - Bailey Rogers 43 yd pass from Jeremias Elston (Bryce DeGuira kick), 1-43 0:10, HHS 7 - MARY 7
06:13 MARY - Kelby Brock 12 yd pass from John Garrett (Caden Ryding kick), 5-59 1:32, HHS 7 - MARY 14
04:01 MARY - Cody Carroll 51 yd pass from John Garrett (Caden Ryding kick), 2-53 0:31, HHS 7 - MARY 21
2nd 09:56 MARY - Shawn Prevo 1 yd run (Caden Ryding kick failed), 8-80 2:45, HHS 7 - MARY 27
03:03 MARY - John Garrett 3 yd run (Caden Ryding kick), 11-64 3:58, HHS 7 - MARY 34
00:00 MARY - Caden Ryding 29 yd field goal, 8-33 1:51, HHS 7 - MARY 37
3rd 07:40 MARY - Shawn Prevo 2 yd run (Caden Ryding kick), 5-45 1:31, HHS 7 - MARY 44

	HHS	MARY
FIRST DOWNS.....	**9**	**22**
RUSHES-YARDS (NET).....	**39-125**	**37-218**
PASSING YDS (NET).....	**49**	**277**
Passes Att-Comp-Int.....	9-2-0	19-13-0
TOTAL OFFENSE PLAYS-YARDS.....	**48-174**	**56-495**
Fumble Returns-Yards.....	0-0	0-0
Punt Returns-Yards.....	0-0	1-0
Kickoff Returns-Yards.....	6-65	1-7
Interception Returns-Yards....	0-0	0-0
Punts (Number-Avg).....	5-29.8	1-22.0
Fumbles-Lost.....	0-0	1-1
Penalties-Yards.....	5-54	5-35
Possession Time.....	24:23	23:37
Third-Down Conversions.....	3 of 12	5 of 8
Fourth-Down Conversions.....	1 of 4	1 of 2
Red-Zone Scores-Chances.....	0-0	5-6
Sacks By: Number-Yards.....	0-0	0-0

RUSHING: Hendersonville HS-Corey Jones 15-61; Jack Towe 9-44; Cameron Turner 8-13; Jeremias Elston 5-6; Drew Richard 1-5; Jarques Wordlaw 1-minus 4. Maryville HS-Shawn Prevo 18-131; John Garrett 8-61; Jaylen Burgess 3-11; Brian Tillery 3-10; Jaylen Nickerso 3-5; Joel Hopkins 2-0.

PASSING: Hendersonville HS-Jeremias Elston 2-9-0-49. Maryville HS-John Garrett 13-18-0-277; Cody Carroll 0-1-0-0.

RECEIVING: Hendersonville HS-Bailey Rogers 1-43; Jack Towe 1-6. Maryville HS-Cody Carroll 4-147; Kelby Brock 3-32; Bryce Miller 3-25; Shawn Prevo 2-66; Tyler Vaught 1-7.

INTERCEPTIONS: Hendersonville HS-None. Maryville HS-None.

FUMBLES: Hendersonville HS-None. Maryville HS-Jaylen Nickerso 1-1.

Stadium: Tucker Stadium Attendance: 0
Kickoff time: 7 PM End of Game: 9:25 PM Total elapsed time: 2:25
Officials:
Temperature: 31 Wind: ENE@9 Weather: Very cold, windy

Offensive MVP: John Garrett (Maryville)
Defensive MVP: John David Mitchell (Maryville)

Hendersonville HS vs Maryville HS (Dec 07, 2013 at Cookeville, Tenn.)

SACKS (UA-A): Hendersonville HS-None. Maryville HS-None.

TACKLES (UA-A): Hendersonville HS-Josh McCullough 9-2; Braden Schwerdt 9-1; Anthony Tate 4-2; Rodney Jamerson 4-0; Austin Winter 4-0; Tucker Been 3-0; Drew Richard 2-1; Justin Orr 2-0; Bailey Rogers 1-0; Chandler Gant 1-0; Forrest Wise 0-2; C. Billingsly 0-1; Chris King 0-1; Morgan Nappier 0-1; Jack Peters 0-1. Maryville HS-Dylan Jackson 5-1; J. Mitchell 4-2; Bryce Miller 4-0; Dylan Shinsky 3-1; Marcus Brooks 3-1; Kyle Withrow 2-3; Paul Bristol 3-0; Blake Henderson 2-0; T.D. Blackmon 2-0; Zack Clabough 2-0; Jake McCormick 2-0; C. Coates 1-2; Ritchie Koons 1-2; Ethan Dudley 1-1; C. Gibson 1-0; Josh Yoakum 1-0; Daniel West 0-1; Drake Martin 0-1; Tyler Zwolinski 0-1.

Player participation:

Hendersonville HS: 2-Jeremias Elston, 3-Cameron Turner, 6-Jarques Wordlaw, 8-Drew Richard, 10-Jack Towe, 12-Jack Peters,
19-Braden Schwerdt, 21-Anthony Tate, 23-Bailey Rogers, 24-Bryce DeGuira, 25-Morgan Nappier, 32-C. Billingsly, 34-Corey Jones,
41-Chandler Gant, 42-Andrew Towe, 43-Justin Orr, 44-Caleb Long, 53-Austin Winter, 53-Gunnar Franks, 55-Rodney Jamerson,
63-Forrest Wise, 64-Chris King, 79-Adam Zecco, 80-Tucker Been, 86-Josh McCullough.

Maryville HS: 1-Tyler Vaught, 2-Dylan Shinsky, 3-Paul Bristol, 5-Drake Martin, 6-Kelby Brock, 7-Cody Carroll, 9-J. Mitchell,
10-Chase White, 12-John Garrett, 19-Josh Yoakum, 21-Brian Tillery, 22-Shawn Prevo, 23-Tyler Zwolinski, 24-C. Coates,
26-Blake Henderson, 27-T.D. Blackmon, 28-Jaylen Burgess, 29-Jaylen Nickerso, 35-Daniel West, 36-Jake McCormick, 41-Ethan Dudley,
43-Joel Hopkins, 44-Zack Clabough, 77-Kyle Withrow, 78-Ritchie Koons, 79-Dylan Jackson, 81-Bryce Miller, 82-Marcus Brooks,
86-C. Gibson, 90-Luke Orren, 91-Caden Ryding.

Play-by-Play Summary (1st Quarter)

```
                Bryce DeGuira kickoff 60 yards to the MARY0, touchback.
      M 1-10 M20   MARY ball on MARY20.
      M 1-10 M20   Shawn Prevo rush for 20 yards to the MARY40, 1ST DOWN MARY
                   (Braden Schwerdt).
      M 1-10 M40   Jaylen Burgess rush for 9 yards to the MARY49 (Austin Winter).
      M 2-1  M49   John Garrett pass complete to Shawn Prevo for 51 yards to the HHS0,
                   1ST DOWN MARY, TOUCHDOWN, clock 11:11.
                   Caden Ryding kick attempt good.

                              ====================================
                              HENDERSONVILLE HS 0, MARYVILLE HS 7
                              ====================================

--------------- 3 plays, 80 yards, TOP 00:49 ---------------

                   Caden Ryding kickoff 26 yards to the HHS34, Jack Towe return 8 yards to
                   the HHS42 (Jake McCormick).
  H 1-10 H42   HENDERSONVILLE HS drive start at 11:11.
  H 1-10 H42   Corey Jones rush for 1 yard to the HHS43 (Bryce Miller).

  H 2-9  H43   Corey Jones rush for 4 yards to the HHS47 (T.D. Blackmon).
  H 3-5  H47   Jeremias Elston rush for 3 yards to the 50 yardline (Marcus Brooks).
  H 4-2  H50   Bryce DeGuira punt 27 yards to the MARY23, out-of-bounds.
--------------- 3 plays, 8 yards, TOP 01:46 ---------------

      M 1-10 M23   MARYVILLE HS drive start at 09:25.
      M 1-10 M23   PENALTY MARY false start 5 yards to the MARY18.
      M 1-15 M18   Jaylen Burgess rush for no gain to the MARY18 (Anthony Tate).
      M 2-15 M18   PENALTY MARY false start 5 yards to the MARY13.
      M 2-20 M13   John Garrett pass incomplete (Bailey Rogers).
      M 3-20 M13   John Garrett pass complete to Kelby Brock for 8 yards to the MARY21
                   (Drew Richard).
      M 4-12 M21   Luke Orren punt 22 yards to the MARY43, downed.
--------------- 3 plays, minus 2 yards, TOP 01:30 ---------------

  H 1-10 M43   HENDERSONVILLE HS drive start at 07:55.
  H 1-10 M43   Jeremias Elston pass complete to Bailey Rogers for 43 yards to the MARY0,
               1ST DOWN HHS, TOUCHDOWN, clock 07:45.
               Bryce DeGuira kick attempt good.

                              ====================================
                              HENDERSONVILLE HS 7, MARYVILLE HS 7
                              ====================================

  H 1-G  H40   PENALTY HHS unsportsmanlike conduct 15 yards to the HHS25.
--------------- 1 plays, 43 yards, TOP 00:10 ---------------

               Bryce DeGuira kickoff 41 yards to the MARY34, Jake McCormick return 7 yards
               to the MARY41 (Chandler Gant).
      M 1-10 M41   MARYVILLE HS drive start at 07:45.
      M 1-10 M41   Shawn Prevo rush for 5 yards to the MARY46 (Josh McCullough).
      M 2-5  M46   Shawn Prevo rush for 6 yards to the HHS48, 1ST DOWN MARY (Braden
                   Schwerdt;C. Billingsly).
      M 1-10 H48   John Garrett pass complete to Cody Carroll for 21 yards to the HHS27,
                   1ST DOWN MARY, out-of-bounds (Justin Orr).
      M 1-10 H27   John Garrett pass complete to Shawn Prevo for 15 yards to the HHS12,
                   1ST DOWN MARY (Justin Orr).
      M 1-10 H12   John Garrett pass complete to Kelby Brock for 12 yards to the HHS0,
                   1ST DOWN MARY, TOUCHDOWN, clock 06:13.
                   Caden Ryding kick attempt good.
```

==========
HENDERSONVILLE HS 7, MARYVILLE HS 14
==========

---------- 5 plays, 59 yards, TOP 01:32 ----------

Caden Ryding kickoff 30 yards to the HHS30, Braden Schwerdt return 1 yards to the HHS31 (Blake Henderson).

H 1-10 H31 HENDERSONVILLE HS drive start at 06:13.
H 1-10 H31 Jack Towe rush for no gain to the HHS31 (J. Mitchell), *PENALTY HHS holding 10 yards to the HHS21*.
H 1-20 H21 1st and 20.
H 1-20 H21 Corey Jones rush for 3 yards to the HHS24 (Ethan Dudley).
H 2-17 H24 Jeremias Elston pass incomplete to Bailey Rogers.
H 3-17 H24 Cameron Turner rush for 2 yards to the HHS26 (Ritchie Koons).
H 4-15 H26 Bryce DeGuira punt 27 yards to the MARY47, Cody Carroll return 0 yards to the MARY47.

---------- 4 plays, minus 5 yards, TOP 01:41 ----------

M 1-10 M47 MARYVILLE HS drive start at 04:32.
M 1-10 M47 Shawn Prevo rush for 2 yards to the MARY49 (Forrest Wise;Josh McCullough).
M 2-8 M49 John Garrett pass complete to Cody Carroll for 51 yards to the HHS0, **1ST DOWN MARY**, TOUCHDOWN, clock 04:01.
Caden Ryding kick attempt good.

==========
HENDERSONVILLE HS 7, MARYVILLE HS 21
==========

---------- 2 plays, 53 yards, TOP 00:31 ----------

Caden Ryding kickoff 42 yards to the HHS18, Jarques Wordlaw return 17 yards to the HHS35 (Drake Martin;Tyler Zwolinski).

H 1-10 H35 HENDERSONVILLE HS drive start at 04:01.
H 1-10 H35 Corey Jones rush for 2 yards to the HHS37 (Kyle Withrow;Ritchie Koons).
H 2-8 H37 Jeremias Elston rush for 3 yards to the HHS40 (Bryce Miller).
H 3-5 H40 Cameron Turner rush for 8 yards to the HHS48, **1ST DOWN HHS** (Paul Bristol).
H 1-10 H48 Jack Towe rush for 14 yards to the MARY38, **1ST DOWN HHS**, out-of-bounds (J. Mitchell).
H 1-10 M38 *PENALTY HHS false start 19 yards to the HHS43*.
H 1-29 H43 Jeremias Elston pass incomplete to Braden Schwerdt.
H 2-29 H43 Corey Jones rush for 15 yards to the MARY42 (Dylan Shinsky;Ritchie Koons).
H 3-14 M42 Jeremias Elston pass incomplete to Braden Schwerdt (J. Mitchell).
H 4-14 M42 Bryce DeGuira punt 42 yards to the MARY0, touchback.

---------- 7 plays, 23 yards, TOP 03:20 ----------

M 1-10 M20 MARYVILLE HS drive start at 00:41.
M 1-10 M20 Shawn Prevo rush for 5 yards to the MARY25 (Josh McCullough).

=========END OF 1st QUARTER=========
HENDERSONVILLE HS 7, MARYVILLE HS 21
==========

Play-by-Play Summary (2nd quarter)

M 2-5 M25 Start of 2nd quarter, clock 12:00.
M 2-5 M25 *PENALTY MARY false start 5 yards to the MARY20*.
M 2-10 M20 Shawn Prevo rush for 7 yards to the MARY27 (Braden Schwerdt).
M 3-3 M27 John Garrett rush for 14 yards to the MARY41, **1ST DOWN MARY** (Braden Schwerdt).
M 1-10 M41 John Garrett pass complete to Tyler Vaught for 7 yards to the MARY48 (Bailey Rogers).
M 2-3 M48 Shawn Prevo rush for 10 yards to the HHS42, **1ST DOWN MARY** (Braden Schwerdt).
M 1-10 H42 Shawn Prevo rush for 7 yards to the HHS35 (Josh McCullough).
M 2-3 H35 John Garrett pass complete to Cody Carroll for 34 yards to the HHS1, **1ST DOWN MARY** (Braden Schwerdt).
M 1-G H01 Shawn Prevo rush for 1 yard to the HHS0, TOUCHDOWN, clock 09:56.
Caden Ryding kick attempt failed.

==========
HENDERSONVILLE HS 7, MARYVILLE HS 27
==========

---------- 8 plays, 80 yards, TOP 02:45 ----------

Caden Ryding kickoff 50 yards to the HHS10, Justin Orr return 22 yards to the HHS32 (C. Coates;Daniel West).
H 1-10 H32 HENDERSONVILLE HS drive start at 09:56.
H 1-10 H32 Corey Jones rush for no gain to the HHS32 (Kyle Withrow).
H 2-10 H32 Jack Towe rush for 13 yards to the HHS45, **1ST DOWN HHS** (J. Mitchell).
H 1-10 H45 Corey Jones rush for 11 yards to the MARY44, **1ST DOWN HHS** (J. Mitchell;C. Coates).
H 1-10 M44 Cameron Turner rush for no gain to the MARY44 (Marcus Brooks), *PENALTY MARY face mask 5 yards to the MARY39*.
H 1-5 M39 1st and 5.
H 1-5 M39 Jeremias Elston pass incomplete to Sam Pate.
H 2-5 M39 Cameron Turner rush for no gain to the MARY39 (Dylan Shinsky).
H 3-5 M39 Corey Jones rush for 3 yards to the MARY36 (Marcus Brooks).
H 4-2 M36 Jack Towe rush for no gain to the MARY36 (Dylan Jackson).
---------- 8 plays, 32 yards, TOP 02:55 ----------

M 1-10 M36 MARYVILLE HS drive start at 07:01.
M 1-10 M36 Jaylen Burgess rush for 2 yards to the MARY38 (Anthony Tate).
M 2-8 M38 Cody Carroll pass incomplete to Kelby Brock.
M 3-8 M38 John Garrett rush for 8 yards to the MARY46, **1ST DOWN MARY** (Tucker Been).
M 1-10 M46 John Garrett rush for 4 yards to the 50 yardline (Anthony Tate).
M 2-6 M50 John Garrett pass complete to Kelby Brock for 12 yards to the HHS38, **1ST DOWN MARY** (Braden Schwerdt).
M 1-10 H38 Shawn Prevo rush for 22 yards to the HHS16, **1ST DOWN MARY** (Josh McCullough).
M 1-10 H16 Shawn Prevo rush for 3 yards to the HHS13 (Rodney Jamerson).
M 2-7 H13 John Garrett rush for 6 yards to the HHS7 (Tucker Been).
M 3-1 H07 John Garrett rush for 4 yards to the HHS3, **1ST DOWN MARY** (Josh McCullough).
M 1-G H03 John Garrett pass incomplete to Ethan Dudley (Austin Winter).
M 2-G H03 Timeout Maryville HS, clock 03:07.
M 2-G H03 John Garrett rush for 3 yards to the HHS0, TOUCHDOWN, clock 03:03.
Caden Ryding kick attempt good.

==========
HENDERSONVILLE HS 7, MARYVILLE HS 34
==========

---------- 11 plays, 64 yards, TOP 03:58 ----------

Caden Ryding kickoff 60 yards to the HHS0, touchback.
H 1-10 H20 HENDERSONVILLE HS drive start at 03:03.
H 1-10 H20 Jack Towe rush for 4 yards to the HHS24 (Dylan Jackson).

H 2-6 H24 *PENALTY HHS false start 5 yards to the HHS19*.
H 2-11 H19 Jeremias Elston pass incomplete to Bailey Rogers.
H 3-11 H19 Jack Towe rush for loss of 2 yards to the HHS17 (Dylan Jackson).
H 4-13 H17 Timeout Maryville HS, clock 01:53.
H 4-13 H17 Bryce DeGuira punt 28 yards to the HHS45, downed.
---------- 3 plays, minus 3 yards, TOP 01:12 ----------

M 1-10 H45 MARYVILLE HS drive start at 01:51.
M 1-10 H45 Brian Tillery rush for loss of 1 yard to the HHS46 (Tucker Been).
M 2-11 H46 John Garrett pass complete to Bryce Miller for 9 yards to the HHS37 (Braden Schwerdt).
M 3-2 H37 John Garrett rush for 9 yards to the HHS28, **1ST DOWN MARY** (Austin Winter).
M 1-10 H28 John Garrett pass complete to Bryce Miller for 8 yards to the HHS20 (Drew Richard;Josh McCullough).
M 2-2 H20 John Garrett pass incomplete to Tyler Vaught (Morgan Nappier).
M 3-2 H20 John Garrett pass complete to Bryce Miller for 8 yards to the HHS12, **1ST DOWN MARY** (Braden Schwerdt).
M 1-10 H12 Timeout Maryville HS, clock 00:08.
M 1-10 H12 John Garrett pass incomplete to Kelby Brock.
M 2-10 H12 Caden Ryding field goal attempt from 29 GOOD, clock 00:00.

==========
HENDERSONVILLE HS 7, MARYVILLE HS 37
==========

M 1-G M40 End of half, clock 00:00.

=========END OF 2nd QUARTER=========
HENDERSONVILLE HS 7, MARYVILLE HS 37
==========

Play-by-Play Summary (3rd quarter)

```
      M 1-G  M40   Start of 3rd quarter, clock 12:00.
--------------- 8 plays, 33 yards, TOP 01:51 ---------------

                   Caden Ryding kickoff 35 yards to the HHS25, Braden Schwerdt return 1
                   yards to the HHS26 (Blake Henderson).
  H 1-10 H26   HENDERSONVILLE HS drive start at 12:00.
  H 1-10 H26   Corey Jones rush for 7 yards to the HHS33 (J. Mitchell;Kyle Withrow).
  H 2-3  H33   Corey Jones rush for no gain to the HHS33 (Kyle Withrow).
  H 3-3  H33   Jack Towe rush for 3 yards to the HHS36, 1ST DOWN HHS (C. Coates).
  H 1-10 H36   Cameron Turner rush for loss of 2 yards to the HHS34 (Paul Bristol).
  H 2-12 H34   Corey Jones rush for 5 yards to the HHS39 (T.D. Blackmon).
  H 3-7  H39   Jeremias Elston pass complete to Jack Towe for 6 yards to the HHS45 (Paul
               Bristol).
  H 4-1  H45   Corey Jones rush for no gain to the HHS45 (Ethan Dudley;Dylan Jackson).
--------------- 7 plays, 19 yards, TOP 02:49 ---------------

      M 1-10 H45   MARYVILLE HS drive start at 09:11.
      M 1-10 H45   Shawn Prevo rush for 18 yards to the HHS27, 1ST DOWN MARY (Braden
                   Schwerdt).
      M 1-10 H27   Shawn Prevo rush for 5 yards to the HHS22 (Rodney Jamerson).
      M 2-5  H22   Shawn Prevo rush for 7 yards to the HHS15, 1ST DOWN MARY (Anthony
                   Tate).
      M 1-10 H15   John Garrett rush for 13 yards to the HHS2, 1ST DOWN MARY (Austin
                   Winter).
      M 1-G  H02   Shawn Prevo rush for 2 yards to the HHS0, TOUCHDOWN, clock 07:40.
                   Caden Ryding kick attempt good.
                              ====================================
                              HENDERSONVILLE HS 7, MARYVILLE HS 44
                              ====================================

--------------- 5 plays, 45 yards, TOP 01:31 ---------------

                   Caden Ryding kickoff 34 yards to the HHS26, Braden Schwerdt return 16
                   yards to the HHS42 (Jake McCormick).
  H 1-10 H42   HENDERSONVILLE HS drive start at 07:40.
  H 1-10 H42   Jeremias Elston rush for 2 yards to the HHS44.
  H 2-8  H44   Corey Jones rush for 4 yards to the HHS48 (Marcus Brooks;Kyle Withrow).
  H 3-4  H48   Jack Towe rush for 5 yards to the MARY47, 1ST DOWN HHS (J. Mitchell).
  H 1-10 M47   Jeremias Elston pass incomplete to Justin Orr (Bryce Miller).
  H 2-10 M47   Cameron Turner rush for 3 yards to the MARY44 (Dylan Shinsky).
  H 3-7  M44   Jarques Wordlaw rush for loss of 4 yards to the MARY48 (Bryce Miller).
  H 4-11 M48   Bryce DeGuira punt 25 yards to the MARY23, downed.
--------------- 6 plays, 10 yards, TOP 04:19 ---------------

      M 1-10 M23   MARYVILLE HS drive start at 03:21.
      M 1-10 M23   Jaylen Nickerso rush for 2 yards to the MARY25, fumble forced by Josh
                   McCullough, fumble by Jaylen Nickerso recovered by HHS Andrew Towe at
                   MARY28.
--------------- 1 plays, 5 yards, TOP 00:56 ---------------

  H 1-10 M28   HENDERSONVILLE HS drive start at 02:25.
  H 1-10 M28   Corey Jones rush for loss of 1 yard to the MARY29 (Dylan Shinsky).
  H 2-11 M29   Jeremias Elston rush for loss of 2 yards to the MARY31 (Dylan Jackson).
  H 3-13 M31   Jeremias Elston rush for no gain to the MARY31 (Bryce Miller).
  H 4-13 M31   Jeremias Elston pass incomplete to Justin Orr (Ritchie Koons).
--------------- 4 plays, minus 3 yards, TOP 02:25 ---------------

      M 1-10 M31   MARYVILLE HS drive start at 00:00.
                              =========END OF 3rd QUARTER=========
                              HENDERSONVILLE HS 7, MARYVILLE HS 44
                              ====================================
```

Play-by-Play Summary (4th quarter)

M 1-10 M31 Start of 4th quarter, clock 12:00.
M 1-10 M31 John Garrett pass complete to Cody Carroll for 41 yards to the HHS28, **1ST DOWN MARY** (Josh McCullough).
M 1-10 H28 *PENALTY HHS Encroachment 5 yards to the HHS23*.
M 1-5 H23 Shawn Prevo rush for 4 yards to the HHS19 (Rodney Jamerson).
M 2-1 H19 Shawn Prevo rush for 3 yards to the HHS16, **1ST DOWN MARY** (Austin Winter).
M 1-10 H16 Brian Tillery rush for 2 yards to the HHS14 (Jack Peters;Morgan Nappier).
M 2-8 H14 John Garrett pass incomplete to Cody Carroll.
M 3-8 H14 Shawn Prevo rush for 4 yards to the HHS10 (Rodney Jamerson).
M 4-4 H10 Timeout Maryville HS, clock 06:42.
M 4-4 H10 Brian Tillery rush for 9 yards to the HHS1, **1ST DOWN MARY** (Drew Richard).
M 1-G H01 Jaylen Nickerso rush for no gain to the HHS1 (Josh McCullough).
M 2-G H01 Joel Hopkins rush for no gain to the HHS1 (Anthony Tate;Forrest Wise).
M 3-G H01 Joel Hopkins rush for no gain to the HHS1 (Anthony Tate;Chris King).
M 4-G H01 Jaylen Nickerso rush for no gain to the HHS1 (Josh McCullough), clock 03:46.
---------- 11 plays, 68 yards, TOP 08:14 ----------

H 1-10 H01 HENDERSONVILLE HS drive start at 03:46, HHS ball on HHS1.
H 1-10 H01 Cameron Turner rush for 1 yard to the HHS2 (Dylan Jackson).
H 2-9 H02 Jack Towe rush for 7 yards to the HHS9 (Zack Clabough).
H 3-2 H09 Cameron Turner rush for 1 yard to the HHS10 (Josh Yoakum).
H 4-1 H10 Drew Richard rush for 5 yards to the HHS15, **1ST DOWN HHS** (Zack Clabough).
H 1-10 H15 Corey Jones rush for 7 yards to the HHS22 (C. Gibson).
H 2-3 H22 *PENALTY MARY personal foul 15 yards to the HHS37, **1ST DOWN HHS***.
H 1-10 H37 End of game, clock 00:00.
---------- 5 plays, 36 yards, TOP 03:46 ----------

==========FINAL SCORE==========
HENDERSONVILLE HS 7, MARYVILLE HS 44
==========

2012 Class 6A Football Playoffs

November 2 - December 1, 2012

First Round

#1	Maryville (10-0)	42
	Game 101 Fri. Nov. 2 7 PM	
#8	Hardin Valley (5-5)	10
#4	Oak Ridge (9-1)	35
	Game 102 Fri. Nov. 2 7 PM	
#5	Science Hill (9-1)	28
#3	Sevier Co. (9-1)	27
	Game 103 Fri. Nov. 2 7 PM	
#6	Jefferson Co. (8-2)	14
#7	Bearden (8-2)	7
	Game 104 Fri. Nov. 2 7 PM	
#2	Dobyns Bennett (10-0)	35
#1	Siegel (10-0)	58
	Game 105 Fri. Nov. 2 7 PM	
#8	Oakland (6-4)	13
#4	Cookeville (5-5)	26
	Game 106 Fri. Nov. 2 7 PM	
#5	Blackman (7-3)	56
#3	Cane Ridge (8-2)	0
	Game 107 Fri. Nov. 2 7 PM	
#6	Riverdale (7-3)	31
#7	Bradley Central (6-7)	22
	Game 108 Fri. Nov. 2 7 PM	
#2	McMinn Co. (9-1)	42
#1	Dickson Co. (9-1)	42
	Game 109 Fri. Nov. 2 7 PM	
#8	McGavock (5-5)	12
#4	Mt. Juliet (9-1)	52
	Game 110 Fri. Nov. 2 7 PM	
#5	Independence (6-4)	22
#3	Arlington (8-2)	13
	Game 111 Fri. Nov. 2 7 PM	
#6	Nashville Overton (6-4)	27
#7	Wilson Central (8-2)	0
	Game 112 Fri. Nov. 2 7 PM	
#2	Brentwood (9-1)	35
#1	Whitehaven (10-0)	42
	Game 113 Fri. Nov. 2 7 PM	
#8	Collierville (5-5)	7
#4	Southwind (7-3)	28
	Game 114 Fri. Nov. 2 7 PM	
#5	Houston (7-3)	13
#3	Germantown (7-3)	34
	Game 115 Fri. Nov. 2 7 PM	
#6	Bolton (6-4)	22
#7	Millington (5-5)	35
	Game 116 Fri. Nov. 2 7 PM	
#2	Brighton (7-3)	14

Second Round

Maryville	39	**Game 201** Fri. Nov. 9 7 PM
Oak Ridge	25	
Sevier Co.	21	**Game 202** Fri. Nov. 9 7 PM
Dobyns Bennett	28	
Siegel	40	**Game 203** Fri. Nov. 9 7 PM
Blackman	10	
Riverdale	31	**Game 204** Fri. Nov. 9 7 PM
McMinn Co.	6	
Dickson Co.	10	**Game 205** Fri. Nov. 9 7 PM
Mt. Juliet	39	
Nashville Overton	14	**Game 206** Fri. Nov. 9 7 PM
Brentwood	34	
Whitehaven	54	**Game 207** Fri. Nov. 9 7 PM
Southwind	0	
Germantown	24	**Game 208** Fri. Nov. 9 7 PM
Millington	23	

Quarterfinals

Maryville	41	**Game 301** Fri. Nov. 16 7 PM
Dobyns Bennett	20	
Siegel	33	**Game 302** Fri. Nov. 16 7 PM
Riverdale	20	
Mt. Juliet	31	**Game 303** Fri. Nov. 16 7 PM
Brentwood	20	
Whitehaven	52	**Game 304** Fri. Nov. 16 7 PM
Germantown	7	

Semifinals

Maryville	47	**Game 401** Fri. Nov. 23 7 PM
Siegel	43	
Mt. Juliet	35	**Game 402** Fri. Nov. 23 7 PM
Whitehaven	41	

Championship

Maryville	35	OT **Game 501** Sat. Dec. 1 7 PM BlueCross Bowl @ TN Tech
Whitehaven	36	

Whitehaven

STATE CHAMPION

Notes:

2012 TSSAA BlueCross Bowl
Division I Class 6A Championship Game
Maryville HS vs Whitehaven HS (Dec 01, 2012)

Scoring Summary

Scoring Summary (Final)
Maryville HS vs Whitehaven HS (Dec 01, 2012 at Cookeville, Tenn.)

Maryville HS (14-1) vs. Whitehaven HS (15-0)
Date: Dec 01, 2012 Site: Cookeville, Tenn. Stadium: Tucker Stadium
Attendance:

Score by Quarters	**1**	**2**	**3**	**4**	**OT**	**[5]**	**Score**
Maryville HS.....	7	7	7	7	7	[7]	- 35
Whitehaven HS.....	7	7	7	7	8	[8]	- 36

Scoring Summary:

1st 09:36 MAR - Prevo,Shawn 2 yd run (McNelly,Miguel kick)
5 plays, 23 yards, TOP 1:51, MAR 7 - WHI 0
04:24 WHI - Dodson,Mark 71 yd run (Agne,Mamadou kick)
4 plays, 91 yards, TOP 1:27, MAR 7 - WHI 7
2nd 10:10 MAR - Winders,Logan 2 yd pass from Myers,Nick (McNelly,Miguel kick)
14 plays, 0 yards, TOP 6:14, MAR 14 - WHI 7
00:11 WHI - Dodson,Mark 8 yd run (Agne,Mamadou kick)
5 plays, 37 yards, TOP 0:59, MAR 14 - WHI 14
3rd 06:43 MAR - Prevo,Shawn 7 yd run (McNelly,Miguel kick)
7 plays, 75 yards, TOP 2:23, MAR 21 - WHI 14
01:45 WHI - Dodson,Mark 15 yd run (Agne,Mamadou kick)
11 plays, 72 yards, TOP 4:58, MAR 21 - WHI 21
4th 03:39 WHI - Dodson,Mark 10 yd run (Agne,Mamadou kick)
8 plays, 46 yards, TOP 3:53, MAR 21 - WHI 28
00:45 MAR - Kimble,T.J. 13 yd pass from Myers,Nick (McNelly,Miguel kick)
9 plays, 77 yards, TOP 2:54, MAR 28 - WHI 28
OT 12:00 MAR - Prevo,Shawn 5 yd run (McNelly,Miguel kick)
1 play, 10 yards, TOP 0:00, MAR 35 - WHI 28
12:00 WHI - Dodson,Mark 1 yd run (Dodson,Mark rush)
2 plays, 10 yards, TOP 12:00, MAR 35 - WHI 36

Kickoff time: 7 PM End of Game: 9:52 Total elapsed time: 2:52
Officials: Referee: Charlie Crouch; Umpire: Gary Darden; Linesman: Brian Story;
Line judge: Rico Greene; Back judge: John Gemmel; Field judge: ECO Bill Cloud;
Scorer: Layman/Morris;
Temperature: 57 Wind: S 5-10 Weather: Clear, cool

Offensive MVP: Mark Dodson (Whitehaven)
Defensive MVP: Darius Sims (Whitehaven)

Team Statistics

Team Statistics (Final)
Maryville HS vs Whitehaven HS (Dec 01, 2012 at Cookeville, Tenn.)

	MAR	WHI
FIRST DOWNS	**21**	**17**
Rushing	14	16
Passing	7	1
Penalty	0	0
NET YARDS RUSHING	**260**	**420**
Rushing Attempts	46	50
Average Per Rush	5.7	8.4
Rushing Touchdowns	3	5
Yards Gained Rushing	272	427
Yards Lost Rushing	12	7
NET YARDS PASSING	**98**	**26**
Completions-Attempts-Int	8-16-2	2-7-2
Average Per Attempt	6.1	3.7
Average Per Completion	12.2	13.0
Passing Touchdowns	2	0
TOTAL OFFENSE YARDS	**358**	**446**
Total offense plays	62	57
Average Gain Per Play	5.8	7.8
Fumbles: Number-Lost	3-2	2-1
Penalties: Number-Yards	5-30	11-94
PUNTS-YARDS	2-47	3-95
Average Yards Per Punt	23.5	31.7
Net Yards Per Punt	20.0	31.7
Inside 20	0	0
50+ Yards	0	0
Touchbacks	0	0
Fair catch	0	1
KICKOFFS-YARDS	5-257	5-252
Average Yards Per Kickoff	51.4	50.4
Net Yards Per Kickoff	35.6	37.8
Touchbacks	0	0
Punt returns: Number-Yards-TD	0-0-0	1-7-0
Average Per Return	0.0	7.0
Kickoff returns: Number-Yds-TD	5-63-0	5-79-0
Average Per Return	12.6	15.8
Interceptions: Number-Yds-TD	2-2-0	2-28-0
Fumble Returns: Number-Yds-TD	1-5-0	0-0-0
Miscellaneous Yards	0	0
Possession Time	25:12	34:48
1st Quarter	8:02	3:58
2nd Quarter	6:32	5:28
3rd Quarter	5:37	6:23
4th Quarter	5:01	6:59
OT Quarter	0:00	12:00
Third-Down Conversions	3 of 8	3 of 9
Fourth-Down Conversions	1 of 2	1 of 2
Red-Zone Scores-Chances	5-6	4-6
Touchdowns	5-6	4-6
Field goals	0-6	0-6
Sacks By: Number-Yards	0-0	0-0
PAT Kicks	5-5	4-4
Field Goals	0-0	0-0

Individual Statistics

Individual Statistics (Final)
Maryville HS vs Whitehaven HS (Dec 01, 2012 at Cookeville, Tenn.)

Maryville HS

Rushing	No	Gain	Loss	Net	TD	Lg	Avg
Prevo,Shawn	30	162	6	156	3	23	5.2
Shuler,Trenton	10	73	5	68	0	32	6.8
Myers,Nick	5	37	0	37	0	13	7.4
TEAM	1	0	1	-1	0	0	-1.0
Totals...	46	272	12	260	3	32	5.7

Passing	Cmp-Att-Int	Yds	TD	Long	Sack
Myers,Nick	8-15-2	98	2	24	0
Winders,Logan	0-1-0	0	0	0	0
Totals...	8-16-2	98	2	24	0

Receiving	No.	Yds	TD	Long
Kimble,T.J.	5	58	1	18
Shuler,Trenton	2	38	0	24
Winders,Logan	1	2	1	2
Totals...	8	98	2	24

Punting	No.	Yds	Avg	Long	In20	TB
Robinson,Grant	2	47	23.5	33	0	0
Totals...	2	47	23.5	33	0	0

	Punts			Kickoffs			Intercept		
All Returns	No.	Yds.	Lg	No.	Yds.	Lg	No.	Yds.	Lg
Shuler,Trenton	0	0	0	0	0	0	1	2	2
Garrett,John	0	0	0	0	0	0	1	0	0
Prevo,Shawn	0	0	0	5	63	18	0	0	0
Totals...	0	0	0	5	63	18	2	2	2

Field goal attempts

Kickoffs	No.	Yds	TB	OB	Avg
McNelly,Miguel	4	212	0	0	53.0
Orren,Luke	1	45	0	0	45.0

Whitehaven HS

Rushing	No	Gain	Loss	Net	TD	Lg	Avg
Dodson,Mark	34	321	3	318	5	71	9.4
Smith,Patrick	12	74	1	73	0	15	6.1
Sims,Darius	2	30	0	30	0	17	15.0
Phillips,Brand.	2	2	3	-1	0	2	-0.5
Totals...	50	427	7	420	5	71	8.4

Passing	Cmp-Att-Int	Yds	TD	Long	Sack
Smith,Patrick	2-7-2	26	0	19	0
Totals...	2-7-2	26	0	19	0

Receiving	No.	Yds	TD	Long
Sims,Darius	1	19	0	19
Perry,Gerald	1	7	0	7
Totals...	2	26	0	19

Punting	No.	Yds	Avg	Long	In20	TB
Pressley,Kewyn	3	95	31.7	39	0	0
Totals...	3	95	31.7	39	0	0

	Punts			Kickoffs			Intercept		
All Returns	No.	Yds.	Lg	No.	Yds.	Lg	No.	Yds.	Lg
Sims,Darius	0	0	0	1	19	19	1	0	0
Perry,Gerald	1	7	7	0	0	0	0	0	0
Owens,Roderick	0	0	0	3	49	25	0	0	0
Dodson,Mark	0	0	0	1	11	11	0	0	0
Smith,Patrick	0	0	0	0	0	0	1	28	28
Totals...	1	7	7	5	79	25	2	28	28

Field goal attempts

Kickoffs	No.	Yds	TB	OB	Avg
Agne,Mamadou	5	252	0	0	50.4

FUMBLES: Maryville HS-Shuler,Trenton 2-1; Prevo,Shawn 1-1. Whitehaven HS-Dodson,Mark 1-0; Smith,Patrick 1-1.

Drive Chart

Drive Chart (Final)
Maryville HS vs Whitehaven HS (Dec 01, 2012 at Cookeville, Tenn.)

		Drive Started			Drive Ended			Consumed	
Team	**Qtr**	**Spot**	**Time**	**Obtained**	**Spot**	**Time**	**How Lost**	**Pl-Yds**	**TOP**
MAR	1st	W23	11:27	Fumble	W00	09:36	*TOUCHDOWN	5-23	1:51#
MAR	1st	W42	07:38	Punt	W09	05:51	Fumble	5-33	1:47#
MAR	1st	W45	04:24	Kickoff	W45	10:10	*TOUCHDOWN	14-0	6:14#
MAR	2nd	W48	07:19	Punt	M48	05:27	Punt	3--4	1:52
MAR	2nd	M31	04:01	Punt	M37	02:46	Interception	3-6	1:15
MAR	2nd	M32	02:34	Interception	M37	01:10	Interception	3-5	1:24
MAR	2nd	M15	00:11	Kickoff	M14	00:00	End of half	1--1	0:11
MAR	3rd	M28	12:00	Kickoff	M33	10:26	Downs	4-5	1:34
MAR	3rd	M25	09:06	Interception	W00	06:43	*TOUCHDOWN	7-75	2:23#
MAR	3rd	M13	01:45	Kickoff	W37	00:05	Fumble	4-50	1:40
MAR	4th	M16	09:39	Downs	M20	07:32	Punt	3-4	2:07
MAR	4th	M23	03:39	Kickoff	W00	00:45	*TOUCHDOWN	9-77	2:54#
MAR	OT	W10	12:00	Possession	W00	12:00	*TOUCHDOWN	1-10	0:00#
WHI	1st	W24	12:00	Kickoff	W28	11:27	Fumble	2-4	0:33
WHI	1st	W09	09:36	Kickoff	W15	07:38	Punt	3-6	1:58
WHI	1st	W09	05:51	Fumble	M00	04:24	*TOUCHDOWN	4-91	1:27
WHI	2nd	W10	10:10	Kickoff	W09	07:19	Punt	5--1	2:51
WHI	2nd	W38	05:27	Punt	W40	04:01	Punt	3-2	1:26
WHI	2nd	M43	02:46	Interception	M43	02:34	Interception	1-0	0:12
WHI	2nd	M37	01:10	Interception	M00	00:11	*TOUCHDOWN	5-37	0:59#
WHI	3rd	W40	12:00	Possession	W40	12:00	Kickoff	0-0	0:00
WHI	3rd	M33	10:26	Downs	M31	09:06	Interception	3-2	1:20
WHI	3rd	W28	06:43	Kickoff	M00	01:45	*TOUCHDOWN	11-72	4:58#
WHI	3rd	W37	00:05	Fumble	M16	09:39	Downs	6-47	2:26#
WHI	4th	M46	07:32	Punt	M00	03:39	*TOUCHDOWN	8-46	3:53#
WHI	4th	W17	00:45	Kickoff	M05	00:00	End of half	4-78	0:45#
WHI	OT	M10	12:00	Possession	M00	00:00	*TOUCHDOWN	2-10	12:00#

MAR	**1st Qtr**	**2nd Qtr**	**3rd Qtr**	**4th Qtr**	**1st Half**	**2nd Half**	**Total**
Time of possession	08:02	06:32	05:37	05:01	14:34	10:38	25:12
3rd Down Conversions	3/3	0/3	0/1	0/1	3/6	0/2	3/8
Avg Field Position	W37	M32	M22	M19	M45	M21	M35
4th Down Conversions	0/0	1/1	0/1	0/0	1/1	0/1	1/2

WHI	**1st Qtr**	**2nd Qtr**	**3rd Qtr**	**4th Qtr**	**1st Half**	**2nd Half**	**Total**
Time of possession	03:58	05:28	06:23	06:59	09:26	13:22	34:48
3rd Down Conversions	0/1	1/3	1/3	1/2	1/4	2/5	3/9
Avg Field Position	W14	W42	W44	W35	W30	W40	W38
4th Down Conversions	0/0	0/0	1/1	0/1	0/0	1/2	1/2

Drive Chart (By Quarter)

		Drive Started			Drive Ended			Consumed	
Team	**Qtr**	**Spot**	**Time**	**Obtained**	**Spot**	**Time**	**How Lost**	**Pl-Yds**	**TOP**
WHI	1st	W24	12:00	Kickoff	W28	11:27	Fumble	2-4	0:33
MAR	1st	W23	11:27	Fumble	W00	09:36	*TOUCHDOWN	5-23	1:51#
WHI	1st	W09	09:36	Kickoff	W15	07:38	Punt	3-6	1:58
MAR	1st	W42	07:38	Punt	W09	05:51	Fumble	5-33	1:47#
WHI	1st	W09	05:51	Fumble	M00	04:24	*TOUCHDOWN	4-91	1:27
MAR	1st	W45	04:24	Kickoff	W45	10:10	*TOUCHDOWN	14-0	6:14#
WHI	2nd	W10	10:10	Kickoff	W09	07:19	Punt	5--1	2:51
MAR	2nd	W48	07:19	Punt	M48	05:27	Punt	3--4	1:52
WHI	2nd	W38	05:27	Punt	W40	04:01	Punt	3-2	1:26
MAR	2nd	M31	04:01	Punt	M37	02:46	Interception	3-6	1:15
WHI	2nd	M43	02:46	Interception	M43	02:34	Interception	1-0	0:12
MAR	2nd	M32	02:34	Interception	M37	01:10	Interception	3-5	1:24
WHI	2nd	M37	01:10	Interception	M00	00:11	*TOUCHDOWN	5-37	0:59#
MAR	2nd	M15	00:11	Kickoff	M14	00:00	End of half	1--1	0:11
WHI	3rd	W40	12:00	Possession	W40	12:00	Kickoff	0-0	0:00
MAR	3rd	M28	12:00	Kickoff	M33	10:26	Downs	4-5	1:34
WHI	3rd	M33	10:26	Downs	M31	09:06	Interception	3-2	1:20
MAR	3rd	M25	09:06	Interception	W00	06:43	*TOUCHDOWN	7-75	2:23#
WHI	3rd	W28	06:43	Kickoff	M00	01:45	*TOUCHDOWN	11-72	4:58#
MAR	3rd	M13	01:45	Kickoff	W37	00:05	Fumble	4-50	1:40
WHI	3rd	W37	00:05	Fumble	M16	09:39	Downs	6-47	2:26#
MAR	4th	M16	09:39	Downs	M20	07:32	Punt	3-4	2:07
WHI	4th	M46	07:32	Punt	M00	03:39	*TOUCHDOWN	8-46	3:53#
MAR	4th	M23	03:39	Kickoff	W00	00:45	*TOUCHDOWN	9-77	2:54#
WHI	4th	W17	00:45	Kickoff	M05	00:00	End of half	4-78	0:45#
MAR	OT	W10	12:00	Possession	W00	12:00	*TOUCHDOWN	1-10	0:00#
WHI	OT	M10	12:00	Possession	M00	00:00	*TOUCHDOWN	2-10	12:00#

Defensive Statistics

Defensive Statistics (Final)
Maryville HS vs Whitehaven HS (Dec 01, 2012 at Cookeville, Tenn.)

Maryville HS

##	Player	Solo	Ast	Tot	TFL/Yds	FF	FR-Yd	Intc	BrUp	Blkd	Sack/Yds	QH
1	Coutler,Brian	4	4	8	.	.	.	.	.	.	.	.
15	Spivey,Taylor	5	1	6	.	.	.	.	.	.	.	.
79	Jackson,Dylan	5	1	6	1.0/3	.	.	.	.	.	.	.
41	Dudley,Ethan	5	1	6	.	1	.	.	.	.	.	.
82	Brooks,Marcus	4	1	5	.	.	.	.	.	.	.	.
53	Knoll,Marshall	4	1	5	.	.	.	.	.	.	.	.
33	Murrin,Will	3	1	4	.	.	1-5	.	.	.	.	.
12	Garrett,John	2	1	3	.	.	.	1-0	.	.	.	.
39	Townsend,Haden	2	.	2	.	.	.	.	.	.	.	.
25	DeLozier,Baylee	2	.	2	.	1	.	.	.	.	.	.
23	Shuler,Trenton	2	.	2	.	.	.	1-2	.	.	.	.
28	Burgess,Jaylen	2	.	2	.	.	.	.	.	.	.	.
37	Finch,Danny	1	.	1	.	.	.	.	.	.	.	.
95	Brown,Shawn	1	.	1	.	.	.	.	.	.	.	.
51	Anderson,Cabot	1	.	1	.	.	.	.	.	.	.	.
71	Kelso,Jacob	1	.	1	1.0/4	.	.	.	.	.	.	.
69	Wright,Robert	1	.	1	.	.	.	.	.	.	.	.
80	Earley,Adam	.	1	1	.	.	.	.	.	.	.	.
24	Coates,Chancel.	.	1	1	.	.	.	.	.	.	.	.
72	Heinemann,Nic	.	1	1	.	.	.	.	.	.	.	.
75	Koons,Tim	.	.	.	.	.	.	.	.	.	.	1
9	Mitchell,John D	.	.	.	.	.	.	.	1	.	.	.

Whitehaven HS

##	Player	Solo	Ast	Tot	TFL/Yds	FF	FR-Yd	Intc	BrUp	Blkd	Sack/Yds	QH
5	Sims,Darius	9	1	10	.	.	.	1-0	.	.	.	.
54	Smith,Andra	8	1	9	3.0/3	.	1-0	.	.	.	.	1
52	Bates,Gerald	5	1	6	.	.	.	.	.	.	.	.
27	Rivers,David	5	1	6	1.0/3	1	.	.	.	.	.	.
40	Robinson,Racqu.	4	2	6	.	.	.	.	.	.	.	.
4	Collins,Adam	4	1	5	.	.	.	.	.	.	.	.
16	Pressley,Kewyn	2	1	3	.	.	.	.	.	.	.	1
6	Owens,Roderick	2	.	2	.	1	1-0	.	.	.	.	.
28	McMillon,Joshua	.	2	2	.	.	.	.	.	.	.	.
20	Harris,Elix	.	2	2	.	.	.	.	.	.	.	.
57	Chatman,Cordarr	1	.	1	.	.	.	.	.	.	.	.
3	Phillips,Brand.	1	.	1	.	.	.	.	.	.	.	.
18	Willingham,Dua.	1	.	1	.	.	.	.	.	.	.	.
36	Harper,Rashaman	1	.	1	.	.	.	.	.	.	.	.
90	Hawkins,Xavier	1	.	1	.	.	.	.	.	.	.	.
37	Kimball,Stevor.	1	.	1	.	.	.	.	.	.	.	.
48	Phipps,Elijah	1	.	1	.	.	.	.	.	.	.	.
9	Hunt,Justin	1	.	1	.	.	.	.	.	.	.	.
2	Smith,Patrick	.	.	.	.	.	.	1-28	.	.	.	.

Participation Report

Participation Report (Final)
Maryville HS vs Whitehaven HS (Dec 01, 2012 at Cookeville, Tenn.)

Maryville HS: 1-Coutler,Brian, 5-Kimble,T.J., 7-Carroll,Cody, 9-Mitchell,John D, 11-Myers,Nick, 12-Garrett,John,
15-Spivey,Taylor, 16-Winders,Logan, 22-Prevo,Shawn, 23-Shuler,Trenton, 24-Coates,Chancel., 25-DeLozier,Baylee, 28-Burgess,Jaylen,
29-McNelly,Miguel, 33-Murrin,Will, 37-Finch,Danny, 39-Townsend,Haden, 41-Dudley,Ethan, 46-Robinson,Grant, 51-Anderson,Cabot,
53-Knoll,Marshall, 69-Wright,Robert, 71-Kelso,Jacob, 72-Heinemann,Nic, 75-Koons,Tim, 79-Jackson,Dylan, 80-Earley,Adam,
82-Brooks,Marcus, 90-Orren,Luke, 95-Brown,Shawn.

Whitehaven HS: 1-Perry,Gerald, 2-Smith,Patrick, 3-Phillips,Brand., 4-Collins,Adam, 5-Sims,Darius, 6-Owens,Roderick,
7-Dodson,Mark, 9-Hunt,Justin, 16-Pressley,Kewyn, 18-Willingham,Dua., 20-Harris,Elix, 27-Rivers,David, 28-McMillon,Joshua,
36-Harper,Rashaman, 37-Kimball,Stevor., 40-Robinson,Racqu., 48-Phipps,Elijah, 52-Bates,Gerald, 54-Smith,Andra,
57-Chatman,Cordarr, 90-Hawkins,Xavier, 98-Agne,Mamadou.

Box Score

Box Score (Final)
Maryville HS vs Whitehaven HS (Dec 01, 2012 at Cookeville, Tenn.)

Score by Quarters	1	2	3	4	OT	[5]	Score	
Maryville HS.....	7	7	7	7	7	[7]	- 35	Record: (14-1)
Whitehaven HS.....	7	7	7	7	8	[8]	- 36	Record: (15-0)

Scoring Summary:

1st 09:36 MAR - Prevo,Shawn 2 yd run (McNelly,Miguel kick), 5-23 1:51, MAR 7 - WHI 0
04:24 WHI - Dodson,Mark 71 yd run (Agne,Mamadou kick), 4-91 1:27, MAR 7 - WHI 7
2nd 10:10 MAR - Winders,Logan 2 yd pass from Myers,Nick (McNelly,Miguel kick), 14-0 6:14, MAR 14 - WHI 7
00:11 WHI - Dodson,Mark 8 yd run (Agne,Mamadou kick), 5-37 0:59, MAR 14 - WHI 14
3rd 06:43 MAR - Prevo,Shawn 7 yd run (McNelly,Miguel kick), 7-75 2:23, MAR 21 - WHI 14
01:45 WHI - Dodson,Mark 15 yd run (Agne,Mamadou kick), 11-72 4:58, MAR 21 - WHI 21
4th 03:39 WHI - Dodson,Mark 10 yd run (Agne,Mamadou kick), 8-46 3:53, MAR 21 - WHI 28
00:45 MAR - Kimble,T.J. 13 yd pass from Myers,Nick (McNelly,Miguel kick), 9-77 2:54, MAR 28 - WHI 28
OT 12:00 MAR - Prevo,Shawn 5 yd run (McNelly,Miguel kick), 1-10 0:00, MAR 35 - WHI 28
12:00 WHI - Dodson,Mark 1 yd run (Dodson,Mark rush), 2-10 12:00, MAR 35 - WHI 36

	MAR	WHI
FIRST DOWNS.....	**21**	**17**
RUSHES-YARDS (NET).....	**46-260**	**50-420**
PASSING YDS (NET).....	**98**	**26**
Passes Att-Comp-Int.....	16-8-2	7-2-2
TOTAL OFFENSE PLAYS-YARDS.....	**62-358**	**57-446**
Fumble Returns-Yards.....	1-5	0-0
Punt Returns-Yards.....	0-0	1-7
Kickoff Returns-Yards.....	5-63	5-79
Interception Returns-Yards....	2-2	2-28
Punts (Number-Avg).....	2-23.5	3-31.7
Fumbles-Lost.....	3-2	2-1
Penalties-Yards.....	5-30	11-94
Possession Time.....	25:12	34:48
Third-Down Conversions.....	3 of 8	3 of 9
Fourth-Down Conversions.....	1 of 2	1 of 2
Red-Zone Scores-Chances.....	5-6	4-6
Sacks By: Number-Yards.....	0-0	0-0

RUSHING: Maryville HS-Prevo,Shawn 30-156; Shuler,Trenton 10-68; Myers,Nick 5-37; TEAM 1-minus 1. Whitehaven HS-Dodson,Mark 34-318; Smith,Patrick 12-73; Sims,Darius 2-30; Phillips,Brand. 2-minus 1.

PASSING: Maryville HS-Myers,Nick 8-15-2-98; Winders,Logan 0-1-0-0. Whitehaven HS-Smith,Patrick 2-7-2-26.

RECEIVING: Maryville HS-Kimble,T.J. 5-58; Shuler,Trenton 2-38; Winders,Logan 1-2. Whitehaven HS-Sims,Darius 1-19; Perry,Gerald 1-7.

INTERCEPTIONS: Maryville HS-Shuler,Trenton 1-2; Garrett,John 1-0. Whitehaven HS-Smith,Patrick 1-28; Sims,Darius 1-0.

FUMBLES: Maryville HS-Shuler,Trenton 2-1; Prevo,Shawn 1-1. Whitehaven HS-Dodson,Mark 1-0; Smith,Patrick 1-1.

Stadium: Tucker Stadium Attendance: 0
Kickoff time: 7 PM End of Game: 9:52 Total elapsed time: 2:52
Officials: Referee: Charlie Crouch; Umpire: Gary Darden; Linesman: Brian Story; Line judge: Rico Greene; Back judge: John Gemmel; Field judge: ECO Bill Cloud; Scorer: Layman/Morris;
Temperature: 57 Wind: S 5-10 Weather: Clear, cool

Offensive MVP: Mark Dodson (Whitehaven)
Defensive MVP: Darius Sims (Whitehaven)

Maryville HS vs Whitehaven HS (Dec 01, 2012 at Cookeville, Tenn.)

SACKS (UA-A): Maryville HS-None. Whitehaven HS-None.

TACKLES (UA-A): Maryville HS-Coutler,Brian 4-4; Spivey,Taylor 5-1; Jackson,Dylan 5-1; Dudley,Ethan 5-1; Brooks,Marcus 4-1; Knoll,Marshall 4-1; Murrin,Will 3-1; Garrett,John 2-1; Townsend,Haden 2-0; DeLozier,Baylee 2-0; Shuler,Trenton 2-0; Burgess,Jaylen 2-0; Kelso,Jacob 1-0; Brown,Shawn 1-0; Finch,Danny 1-0; Anderson,Cabot 1-0; Wright,Robert 1-0; Coates,Chancel. 0-1; Heinemann,Nic 0-1; Earley,Adam 0-1. Whitehaven HS-Sims,Darius 9-1; Smith,Andra 8-1; Bates,Gerald 5-1; Rivers,David 5-1; Robinson,Racqu. 4-2; Collins,Adam 4-1; Pressley,Kewyn 2-1; Owens,Roderick 2-0; Harris,Elix 0-2; McMillon,Joshua 0-2; Harper,Rashaman 1-0; Kimball,Stevor. 1-0; Phipps,Elijah 1-0; Hawkins,Xavier 1-0; Chatman,Cordarr 1-0; Phillips,Brand. 1-0; Willingham,Dua. 1-0; Hunt,Justin 1-0.

Player participation:

Maryville HS: 1-Coutler,Brian, 5-Kimble,T.J., 7-Carroll,Cody, 9-Mitchell,John D, 11-Myers,Nick, 12-Garrett,John,
15-Spivey,Taylor, 16-Winders,Logan, 22-Prevo,Shawn, 23-Shuler,Trenton, 24-Coates,Chancel., 25-DeLozier,Baylee, 28-Burgess,Jaylen,
29-McNelly,Miguel, 33-Murrin,Will, 37-Finch,Danny, 39-Townsend,Haden, 41-Dudley,Ethan, 46-Robinson,Grant, 51-Anderson,Cabot,
53-Knoll,Marshall, 69-Wright,Robert, 71-Kelso,Jacob, 72-Heinemann,Nic, 75-Koons,Tim, 79-Jackson,Dylan, 80-Earley,Adam,
82-Brooks,Marcus, 90-Orren,Luke, 95-Brown,Shawn.

Whitehaven HS: 1-Perry,Gerald, 2-Smith,Patrick, 3-Phillips,Brand., 4-Collins,Adam, 5-Sims,Darius, 6-Owens,Roderick,
7-Dodson,Mark, 9-Hunt,Justin, 16-Pressley,Kewyn, 18-Willingham,Dua., 20-Harris,Elix, 27-Rivers,David, 28-McMillon,Joshua,
36-Harper,Rashaman, 37-Kimball,Stevor., 40-Robinson,Racqu., 48-Phipps,Elijah, 52-Bates,Gerald, 54-Smith,Andra,
57-Chatman,Cordarr, 90-Hawkins,Xavier, 98-Agne,Mamadou.

Play-by-Play Summary (1st Quarter)

```
               Orren,Luke kickoff 45 yards to the WHI15, Sims,Darius return 19 yards to the
               WHI34 (Burgess,Jaylen), PENALTY WHI illegal block 10 yards to the
               WHI24, 1st and 10, WHI ball on WHI24.
      W 1-10 W24   Smith,Patrick pass incomplete to Perry,Gerald.
      W 2-10 W24   Smith,Patrick rush for 5 yards to the WHI29, fumble forced by
                   Dudley,Ethan, fumble by Smith,Patrick recovered by MAR Murrin,Will at WHI28,
                   Murrin,Will for 5 yards to the WHI23.
--------------- 2 plays, 4 yards, TOP 00:33 ---------------

  M 1-10 W23   MARYVILLE HS drive start at 11:27, MAR ball on WHI23.
  M 1-10 W23   Prevo,Shawn rush for no gain to the WHI23 (Collins,Adam).
  M 2-10 W23   Shuler,Trenton rush for 11 yards to the WHI12, 1ST DOWN MAR
               (Collins,Adam).
  M 1-10 W12   Prevo,Shawn rush for 11 yards to the WHI1, 1ST DOWN MAR
               (Bates,Gerald).
  M 1-G  W01   Prevo,Shawn rush for loss of 1 yard to the WHI2 (Smith,Andra).
  M 2-G  W02   Prevo,Shawn rush for 2 yards to the WHI0, TOUCHDOWN, clock 09:36.
               McNelly,Miguel kick attempt good.

                                  ================================
                                  MARYVILLE HS 7, WHITEHAVEN HS 0
                                  ================================

--------------- 5 plays, 23 yards, TOP 01:51 ---------------

               McNelly,Miguel kickoff 57 yards to the WHI3, Owens,Roderick return 15 yards
               to the WHI18 (Dudley,Ethan), PENALTY WHI illegal block 9 yards to the
               WHI9, 1st and 10, WHI ball on WHI9.
      W 1-10 W09   WHITEHAVEN HS drive start at 09:36.
      W 1-10 W09   Dodson,Mark rush for 5 yards to the WHI14 (Brown,Shawn).
      W 2-5  W14   Dodson,Mark rush for no gain to the WHI14 (Murrin,Will).
      W 3-5  W14   Smith,Patrick rush for 1 yard to the WHI15 (Knoll,Marshall).
      W 4-4  W15   Pressley,Kewyn punt 27 yards to the WHI42, out-of-bounds.
--------------- 3 plays, 6 yards, TOP 01:58 ---------------

  M 1-10 W42   MARYVILLE HS drive start at 07:38.
  M 1-10 W42   Myers,Nick pass complete to Shuler,Trenton for 24 yards to the WHI18, 1ST
               DOWN MAR (Robinson,Racqu.).
  M 1-10 W18   Prevo,Shawn rush for 5 yards to the WHI13 (Chatman,Cordarr).
  M 2-5  W13   Shuler,Trenton rush for 4 yards to the WHI9 (Collins,Adam).
  M 3-1  W09   Prevo,Shawn rush for 5 yards to the WHI4, 1ST DOWN MAR
               (Collins,Adam;Sims,Darius).
  M 1-G  W04   Shuler,Trenton rush for no gain to the WHI4, fumble forced by
               Owens,Roderick, fumble by Shuler,Trenton recovered by WHI Owens,Roderick at
               WHI9.
--------------- 5 plays, 33 yards, TOP 01:47 ---------------

      W 1-10 W09   WHITEHAVEN HS drive start at 05:51.
      W 1-10 W09   Dodson,Mark rush for 6 yards to the WHI15, out-of-bounds
                   (Coutler,Brian).
      W 2-4  W15   Dodson,Mark rush for 13 yards to the WHI28, out-of-bounds, PENALTY
                   WHI personal foul 14 yards to the WHI14.
      W 2-5  W14   1st and 10.
      W 1-10 W14   Smith,Patrick rush for 15 yards to the WHI29, 1ST DOWN WHI
                   (Coutler,Brian).
      W 1-10 W29   Dodson,Mark rush for 71 yards to the MAR0, 1ST DOWN WHI,
                   TOUCHDOWN, clock 04:24.
                   Agne,Mamadou kick attempt good.

                                  ================================
                                  MARYVILLE HS 7, WHITEHAVEN HS 7
                                  ================================

--------------- 4 plays, 91 yards, TOP 01:27 ---------------
```

Agne,Mamadou kickoff 45 yards to the MAR15, Prevo,Shawn return 7 yards to the MAR22 (Phillips,Brand.).

M 1-10 M22 MARYVILLE HS drive start at 04:24.

M 1-10 M22 Myers,Nick rush for 13 yards to the MAR35, **1ST DOWN MAR** (Sims,Darius).

M 1-10 M35 Prevo,Shawn rush for 16 yards to the WHI49, **1ST DOWN MAR** (Collins,Adam).

M 1-10 W49 *PENALTY WHI Encroachment 5 yards to the WHI44*.

M 1-5 W44 Prevo,Shawn rush for loss of 1 yard to the WHI45 (Smith,Andra).

M 2-6 W45 Myers,Nick pass incomplete to Prevo,Shawn.

M 3-6 W45 Myers,Nick pass complete to Kimble,T.J. for 8 yards to the WHI37, **1ST DOWN MAR** (Rivers,David;Harris,Elix).

M 1-10 W37 Prevo,Shawn rush for 8 yards to the WHI29 (Sims,Darius).

M 2-2 W29 Prevo,Shawn rush for 6 yards to the WHI23, **1ST DOWN MAR** (Sims,Darius).

M 1-10 W23 Myers,Nick pass incomplete to Raymond,Chris.

M 2-10 W23 Shuler,Trenton rush for 1 yard to the WHI22 (Smith,Andra).

M 3-9 W22 *PENALTY WHI Encroachment 5 yards to the WHI17*.

M 3-4 W17 Prevo,Shawn rush for 10 yards to the WHI7, **1ST DOWN MAR** (Sims,Darius).

======END OF 1st QUARTER=======
MARYVILLE HS 7, WHITEHAVEN HS 7
==========

Play-by-Play Summary (2nd quarter)

```
  M 1-G  W07   Start of 2nd quarter, clock 12:00.
  M 1-G  W07   Prevo,Shawn rush for loss of 1 yard to the WHI8 (Smith,Andra).
  M 2-G  W08   Prevo,Shawn rush for 3 yards to the WHI5 (Bates,Gerald;Robinson,Racqu.).
  M 3-G  W05   Myers,Nick pass incomplete to Winders,Logan, QB hurry by Pressley,Kewyn.
  M 4-G  W05   McNelly,Miguel field goal attempt from 22 MISSED - wide left,, clock 10:16,
               PENALTY WHI roughing the kicker 3 yards to the WHI2, NO PLAY.
  M 4-G  W02   Myers,Nick pass complete to Winders,Logan for 2 yards to the WHI0,
               TOUCHDOWN, clock 10:10.
               McNelly,Miguel kick attempt good, PENALTY WHI personal foul 5 yards to
               the MAR45.

                                 ================================
                                 MARYVILLE HS 14, WHITEHAVEN HS 7
                                 ================================

  M 1-G  M45   1st and 10.
  M 1-10 M45   MAR ball on WHI45.
--------------- 14 plays, 0 yards, TOP 06:14 ---------------

               McNelly,Miguel kickoff 44 yards to the WHI1, Owens,Roderick return 9 yards
               to the WHI10 (Burgess,Jaylen).
      W 1-10 W10   WHITEHAVEN HS drive start at 10:10.
      W 1-10 W10   Dodson,Mark rush for 2 yards to the WHI12 (Jackson,Dylan).
      W 2-8  W12   Dodson,Mark rush for 11 yards to the WHI23, 1ST DOWN WHI
                   (Coutler,Brian;Jackson,Dylan).
      W 1-10 W23   Dodson,Mark rush for 10 yards to the WHI33 (DeLozier,Baylee), PENALTY
                   WHI holding 13 yards to the WHI10, NO PLAY.
      W 1-23 W10   Smith,Patrick pass complete to Perry,Gerald for 7 yards to the WHI17
                   (Garrett,John).
      W 2-16 W17   Dodson,Mark rush for 2 yards to the WHI19 (Shuler,Trenton).
      W 3-14 W19   Timeout Whitehaven HS, clock 08:00.
      W 3-14 W19   Smith,Patrick pass incomplete to Perry,Gerald.
      W 4-14 W19   Pressley,Kewyn punt 55 yards to the MAR26, downed, PENALTY WHI
                   personal foul 10 yards to the WHI9, NO PLAY.
      W 4-24 W09   Pressley,Kewyn punt 39 yards to the WHI48, fair catch by Garrett,John.
--------------- 5 plays, minus 1 yards, TOP 02:51 ---------------

  M 1-10 W48   MARYVILLE HS drive start at 07:19.
  M 1-10 W48   Prevo,Shawn rush for no gain to the WHI48 (McMillon,Joshua;Robinson,Racqu.).
  M 2-10 W48   Prevo,Shawn rush for 1 yard to the WHI47 (Smith,Andra).
  M 3-9  W47   PENALTY MAR false start 5 yards to the MAR48.
  M 3-14 M48   Timeout Maryville HS, clock 05:44.
  M 3-14 M48   Myers,Nick pass incomplete to Kimble,T.J., QB hurry by Smith,Andra,
               PENALTY MAR IE declined.
  M 4-14 M48   Robinson,Grant punt 14 yards to the WHI38, downed.
--------------- 3 plays, minus 4 yards, TOP 01:52 ---------------

      W 1-10 W38   WHITEHAVEN HS drive start at 05:27.
      W 1-10 W38   Dodson,Mark rush for 2 yards to the WHI40 (Murrin,Will).
      W 2-8  W40   Smith,Patrick rush for no gain to the WHI40 (Coutler,Brian).
      W 3-8  W40   Smith,Patrick pass incomplete to Hunt,Justin (Mitchell,John D).
      W 4-8  W40   Pressley,Kewyn punt 29 yards to the MAR31, out-of-bounds.
--------------- 3 plays, 2 yards, TOP 01:26 ---------------

  M 1-10 M31   MARYVILLE HS drive start at 04:01.
  M 1-10 M31   Shuler,Trenton rush for 11 yards to the MAR42, 1ST DOWN MAR
               (Robinson,Racqu.).
  M 1-10 M42   PENALTY MAR false start 5 yards to the MAR37.
  M 1-15 M37   Shuler,Trenton rush for no gain to the MAR37 (Bates,Gerald).
  M 2-15 M37   Myers,Nick pass intercepted by Sims,Darius at the MAR43, Sims,Darius return
               0 yards to the MAR43.
--------------- 3 plays, 6 yards, TOP 01:15 ---------------

      W 1-10 M43   WHITEHAVEN HS drive start at 02:46.
      W 1-10 M43   Smith,Patrick pass intercepted by Garrett,John at the MAR32,
                   Garrett,John return 0 yards to the MAR32 (Willingham,Dua.), QB hurry by
                   Koons,Tim.
--------------- 1 plays, 0 yards, TOP 00:12 ---------------
```

```
  M 1-10 M32   MARYVILLE HS drive start at 02:34.
  M 1-10 M32   Prevo,Shawn rush for 4 yards to the MAR36 (Smith,Andra).
  M 2-6  M36   Prevo,Shawn rush for 1 yard to the MAR37 (Rivers,David).
  M 3-5  M37   Myers,Nick pass intercepted by Smith,Patrick at the WHI35, Smith,Patrick
               return 28 yards to the MAR37 (Wright,Robert).
--------------- 3 plays, 5 yards, TOP 01:24 ---------------

      W 1-10 M37   WHITEHAVEN HS drive start at 01:10.
      W 1-10 M37   Dodson,Mark rush for 2 yards to the MAR35 (Jackson,Dylan).
      W 2-8  M35   Smith,Patrick rush for 6 yards to the MAR29 (Jackson,Dylan).
      W 3-2  M29   Timeout Whitehaven HS, clock 00:51.
      W 3-2  M29   Dodson,Mark rush for 12 yards to the MAR17, 1ST DOWN WHI
                   (Murrin,Will).
      W 1-10 M17   Dodson,Mark rush for 9 yards to the MAR8 (Dudley,Ethan).
      W 2-1  M08   Dodson,Mark rush for 8 yards to the MAR0, 1ST DOWN WHI,
                   TOUCHDOWN, clock 00:11.
                   Agne,Mamadou kick attempt good.

                               ==================================
                               MARYVILLE HS 14, WHITEHAVEN HS 14
                               ==================================

--------------- 5 plays, 37 yards, TOP 00:59 ---------------

                   Agne,Mamadou kickoff 57 yards to the MAR3, Prevo,Shawn return 12 yards
                   to the MAR15 (Phipps,Elijah).
  M 1-10 M15   MARYVILLE HS drive start at 00:11.
  M 1-10 M15   TEAM rush for loss of 1 yard to the MAR14.
  M 2-11 M14   End of half, clock 00:00.

                               =======END OF 2nd QUARTER========
                               MARYVILLE HS 14, WHITEHAVEN HS 14
                               ==================================
```

Play-by-Play Summary (3rd quarter)

```
  M 2-11 M14   Start of 3rd quarter, clock 12:00.
  M 2-11 M14   Change of possession, WHI ball on WHI40, 1st and 10.
--------------- 1 plays, minus 1 yards, TOP 00:11 ---------------

      W 1-10 W40   WHITEHAVEN HS drive start at 12:00.

                   Agne,Mamadou kickoff 47 yards to the MAR13, Prevo,Shawn return 15 yards
                   to the MAR28 (Harper,Rashaman).
  M 1-10 M28   MARYVILLE HS drive start at 12:00.
  M 1-10 M28   Shuler,Trenton rush for 8 yards to the MAR36 (Pressley,Kewyn).
  M 2-2  M36   Prevo,Shawn rush for loss of 3 yards to the MAR33 (Rivers,David).
  M 3-5  M33   Myers,Nick pass incomplete to Kimble,T.J..
  M 4-5  M33   Winders,Logan pass incomplete.
--------------- 4 plays, 5 yards, TOP 01:34 ---------------

      W 1-10 M33   WHITEHAVEN HS drive start at 10:26.
      W 1-10 M33   Dodson,Mark rush for no gain to the MAR33 (Knoll,Marshall).
      W 2-10 M33   Dodson,Mark rush for 2 yards to the MAR31, out-of-bounds
                   (Knoll,Marshall).
      W 3-8  M31   Smith,Patrick pass intercepted by Shuler,Trenton at the MAR23,
                   Shuler,Trenton return 2 yards to the MAR25, out-of-bounds.
--------------- 3 plays, 2 yards, TOP 01:20 ---------------

  M 1-10 M25   MARYVILLE HS drive start at 09:06.
  M 1-10 M25   Prevo,Shawn rush for 18 yards to the MAR43, 1ST DOWN MAR
               (Hunt,Justin).
  M 1-10 M43   Myers,Nick rush for 2 yards to the MAR45 (Bates,Gerald).
  M 2-8  M45   Prevo,Shawn rush for 23 yards to the WHI32, 1ST DOWN MAR
               (Sims,Darius).
  M 1-10 W32   Prevo,Shawn rush for 8 yards to the WHI24 (Bates,Gerald).
  M 2-2  W24   Prevo,Shawn rush for 3 yards to the WHI21, 1ST DOWN MAR
               (Robinson,Racqu.).
  M 1-10 W21   Myers,Nick pass complete to Shuler,Trenton for 13 yards to the WHI8, fumble
               forced by Rivers,David, fumble by Shuler,Trenton recovered by MAR
               Shuler,Trenton at WHI7, 1ST DOWN MAR.
  M 1-G  W07   Prevo,Shawn rush for 7 yards to the WHI0, TOUCHDOWN, clock 06:43.
  M 1-G  W03   PENALTY MAR Encroachment declined.
               McNelly,Miguel kick attempt good.

                                 ================================
                                 MARYVILLE HS 21, WHITEHAVEN HS 14
                                 ================================

--------------- 7 plays, 75 yards, TOP 02:23 ---------------

               McNelly,Miguel kickoff 57 yards to the WHI3, Owens,Roderick return 25 yards
               to the WHI28 (Coates,Chancel.;Earley,Adam).
      W 1-10 W28   WHITEHAVEN HS drive start at 06:43.
      W 1-10 W28   Dodson,Mark rush for 6 yards to the WHI34 (Townsend,Haden).
      W 2-4  W34   Smith,Patrick rush for 13 yards to the WHI47, 1ST DOWN WHI
                   (Townsend,Haden).
      W 1-10 W47   Smith,Patrick rush for loss of 1 yard to the WHI46.
      W 2-11 W46   Dodson,Mark rush for 8 yards to the MAR46 (Brooks,Marcus).
      W 3-3  M46   Phillips,Brand. rush for 2 yards to the MAR44 (Knoll,Marshall).
      W 4-1  M44   Timeout Whitehaven HS, clock 04:13.
      W 4-1  M44   Dodson,Mark rush for 14 yards to the MAR30, 1ST DOWN WHI
                   (Spivey,Taylor).
      W 1-10 M30   Dodson,Mark rush for loss of 3 yards to the MAR33.
      W 2-13 M33   Dodson,Mark rush for 10 yards to the MAR23 (Coutler,Brian;Murrin,Will).
      W 3-3  M23   Dodson,Mark rush for 5 yards to the MAR18, 1ST DOWN WHI
                   (Dudley,Ethan;Coutler,Brian).
      W 1-10 M18   Dodson,Mark rush for 3 yards to the MAR15 (Anderson,Cabot).
      W 2-7  M15   Dodson,Mark rush for 15 yards to the MAR0, 1ST DOWN WHI,
                   TOUCHDOWN, clock 01:45.
                   Agne,Mamadou kick attempt good.

                                 ================================
                                 MARYVILLE HS 21, WHITEHAVEN HS 21
                                 ================================
```

---------- 11 plays, 72 yards, TOP 04:58 ----------

Agne,Mamadou kickoff 48 yards to the MAR12, Prevo,Shawn return 11 yards to the MAR23, out-of-bounds (Kimball,Stevor.), *PENALTY MAR holding 10 yards to the MAR13*, 1st and 10, MAR ball on MAR13.

M 1-10 M13 MARYVILLE HS drive start at 01:45.
M 1-10 M13 Prevo,Shawn rush for 5 yards to the MAR18 (Smith,Andra).
M 2-5 M18 Shuler,Trenton rush for 32 yards to the 50 yardline, **1ST DOWN MAR** (Rivers,David).
M 1-10 M50 Myers,Nick rush for 12 yards to the WHI38, **1ST DOWN MAR** (Sims,Darius).
M 1-10 W38 Timeout Whitehaven HS, clock 00:12.
M 1-10 W38 Prevo,Shawn rush for loss of 1 yard to the WHI39, fumble by Prevo,Shawn recovered by WHI Smith,Andra at WHI37.

---------- 4 plays, 50 yards, TOP 01:40 ----------

W 1-10 W37 WHITEHAVEN HS drive start at 00:05.
W 1-10 W37 Dodson,Mark rush for 22 yards to the MAR41, **1ST DOWN WHI** (Brooks,Marcus).

=======END OF 3rd QUARTER========
MARYVILLE HS 21, WHITEHAVEN HS 21
==========

Play-by-Play Summary (4th quarter)

```
      W 1-10 M41   Start of 4th quarter, clock 12:00.
      W 1-10 M41   Sims,Darius rush for 17 yards to the MAR24, 1ST DOWN WHI
                   (Coutler,Brian;Garrett,John).
      W 1-10 M24   Dodson,Mark rush for 6 yards to the MAR18 (Spivey,Taylor).
      W 2-4  M18   Dodson,Mark rush for 3 yards to the MAR15 (Brooks,Marcus;Spivey,Taylor).
      W 3-1  M15   Phillips,Brand. rush for loss of 3 yards to the MAR18 (Jackson,Dylan).
      W 4-4  M18   Dodson,Mark rush for 2 yards to the MAR16 (Jackson,Dylan).
--------------- 6 plays, 47 yards, TOP 02:26 ---------------

  M 1-10 M16   MARYVILLE HS drive start at 09:39.
  M 1-10 M16   Prevo,Shawn rush for 6 yards to the MAR22 (Sims,Darius).
  M 2-4  M22   Prevo,Shawn rush for 3 yards to the MAR25 (Robinson,Racqu.).
  M 3-1  M25   Shuler,Trenton rush for no gain to the MAR25 (Smith,Andra).
  M 4-1  M25   PENALTY MAR delay of game 5 yards to the MAR20.
  M 4-6  M20   Robinson,Grant punt 33 yards to the WHI47, Perry,Gerald return 7 yards to
               the MAR46, out-of-bounds (Finch,Danny).
--------------- 3 plays, 4 yards, TOP 02:07 ---------------

      W 1-10 M46   WHITEHAVEN HS drive start at 07:32.
      W 1-10 M46   Dodson,Mark rush for 1 yard to the MAR45, fumble forced by
                   DeLozier,Baylee, fumble by Dodson,Mark recovered by WHI Dodson,Mark at
                   MAR45, Dodson,Mark for loss of 5 yards to the 50 yardline (Kelso,Jacob).
      W 2-14 W50   Smith,Patrick rush for 11 yards to the MAR39 (Shuler,Trenton).
      W 3-3  M39   Smith,Patrick rush for 15 yards to the MAR24, 1ST DOWN WHI
                   (Spivey,Taylor).
      W 1-10 M24   PENALTY WHI unsportsmanlike conduct 15 yards to the MAR39.
      W 1-25 M39   1st and 10.
      W 1-10 M39   Sims,Darius rush for 13 yards to the MAR26, 1ST DOWN WHI
                   (Coutler,Brian).
      W 1-10 M26   Smith,Patrick rush for 4 yards to the MAR22 (Dudley,Ethan).
      W 2-6  M22   Dodson,Mark rush for 8 yards to the MAR14, 1ST DOWN WHI
                   (Spivey,Taylor).
      W 1-10 M14   Smith,Patrick rush for 4 yards to the MAR10 (Garrett,John).
      W 2-6  M10   Dodson,Mark rush for 10 yards to the MAR0, 1ST DOWN WHI,
                   TOUCHDOWN, clock 03:39.
                   Agne,Mamadou kick attempt good.

                              ==================================
                              MARYVILLE HS 21, WHITEHAVEN HS 28
                              ==================================

--------------- 8 plays, 46 yards, TOP 03:53 ---------------

                   Agne,Mamadou kickoff 55 yards to the MAR5, Prevo,Shawn return 18 yards
                   to the MAR23 (Hawkins,Xavier).
  M 1-10 M23   MARYVILLE HS drive start at 03:39.
  M 1-10 M23   Shuler,Trenton rush for 6 yards to the MAR29 (Bates,Gerald).
  M 2-4  M29   Myers,Nick rush for 7 yards to the MAR36, 1ST DOWN MAR (Sims,Darius).
  M 1-10 M36   Myers,Nick pass complete to Kimble,T.J. for 12 yards to the MAR48, 1ST
               DOWN MAR, out-of-bounds (Sims,Darius).
  M 1-10 M48   Prevo,Shawn rush for 6 yards to the WHI46 (Pressley,Kewyn).
  M 2-4  W46   Myers,Nick pass complete to Kimble,T.J. for 7 yards to the WHI39, 1ST
               DOWN MAR, out-of-bounds (Owens,Roderick).
  M 1-10 W39   Myers,Nick rush for 3 yards to the WHI36 (Pressley,Kewyn;McMillon,Joshua).
  M 2-7  W36   Myers,Nick pass complete to Kimble,T.J. for 18 yards to the WHI18, 1ST
               DOWN MAR (Rivers,David).
  M 1-10 W18   Timeout Whitehaven HS, clock 01:09.
  M 1-10 W18   Prevo,Shawn rush for 5 yards to the WHI13 (Smith,Andra;Harris,Elix).
  M 2-5  W13   Myers,Nick pass complete to Kimble,T.J. for 13 yards to the WHI0, 1ST
               DOWN MAR, TOUCHDOWN, clock 00:45.
  M 1-G  W03   Timeout Maryville HS, clock 00:45.
               Carroll,Cody pass attempt to Myers,Nick good, PENALTY MAR IE 5 yards to
               the WHI8, NO PLAY.
               McNelly,Miguel kick attempt good.

                              ==================================
                              MARYVILLE HS 28, WHITEHAVEN HS 28
                              ==================================
```

---------- 9 plays, 77 yards, TOP 02:54 ----------

McNelly,Miguel kickoff 54 yards to the WHI6, Dodson,Mark return 11 yards to the WHI17 (Brooks,Marcus).

W 1-10 W17 WHITEHAVEN HS drive start at 00:45.
W 1-10 W17 Dodson,Mark rush for 54 yards to the MAR29, **1ST DOWN WHI**, out-of-bounds (DeLozier,Baylee).
W 1-10 M29 Smith,Patrick rush for 1 yard to the MAR28 (Knoll,Marshall;Heinemann,Nic).
W 2-9 M28 Timeout Whitehaven HS, clock 00:23.
W 2-9 M28 Smith,Patrick pass complete to Sims,Darius for 19 yards to the MAR9, **1ST DOWN WHI** (Dudley,Ethan).
W 1-G M09 Dodson,Mark rush for 4 yards to the MAR5 (Spivey,Taylor).
W 2-G M05 End of game, clock 00:00.

=======END OF 4th QUARTER========
MARYVILLE HS 28, WHITEHAVEN HS 28
==========

Play-by-Play Summary (OT quarter)

W 2-G M05 Start of OT quarter, clock 12:00.
W 2-G M05 Change of possession, MAR ball on WHI10, 1st and 10.

---------- 4 plays, 78 yards, TOP 00:45 ----------

M 1-G W10 MARYVILLE HS drive start at 12:00.
M 1-G W10 *PENALTY WHI Encroachment 5 yards to the WHI5*.
M 1-G W05 Prevo,Shawn rush for 5 yards to the WHI0, TOUCHDOWN, clock 12:00.
McNelly,Miguel kick attempt good.

==========
MARYVILLE HS 35, WHITEHAVEN HS 28
==========

M 1-G M40 Change of possession, WHI ball on MAR10, 1st and 10.

---------- 1 plays, 10 yards, TOP 00:00 ----------

W 1-G M10 WHITEHAVEN HS drive start at 12:00.
W 1-G M10 Dodson,Mark rush for 9 yards to the MAR1 (Brooks,Marcus).
W 2-G M01 Dodson,Mark rush for 1 yard to the MAR0, TOUCHDOWN, clock 12:00.
W 1-G M03 Timeout Whitehaven HS, clock 12:00.
Dodson,Mark rush attempt good.

==========
MARYVILLE HS 35, WHITEHAVEN HS 36
==========

W 1-G W40 End of game, clock 00:00.

---------- 2 plays, 10 yards, TOP 12:00 ----------

==========
MARYVILLE HS 35, WHITEHAVEN HS 36
==========

Play Breakdown Summary

Play Breakdown Summary (Final)
Maryville HS vs Whitehaven HS (Dec 01, 2012 at Cookeville, Tenn.)

Maryville HS

Down	RUN	PASS	Total
OVERALL.....	46	16	62
1ST DOWN.....	29	4	33
2ND DOWN-SHORT...	4	0	4
2ND DOWN-MIDDLE..	5	3	8
2ND DOWN-LONG....	5	2	7
3RD DOWN-SHORT...	2	0	2
3RD DOWN-MIDDLE..	1	4	5
3RD DOWN-LONG....	0	1	1
4TH DOWN.....	0	2	2

Whitehaven HS

Down	RUN	PASS	Total
OVERALL.....	50	7	57
1ST DOWN.....	24	3	27
2ND DOWN-SHORT...	2	0	2
2ND DOWN-MIDDLE..	6	0	6
2ND DOWN-LONG....	10	1	11
3RD DOWN-SHORT...	2	0	2
3RD DOWN-MIDDLE..	4	0	4
3RD DOWN-LONG....	0	3	3
4TH DOWN.....	2	0	2

Maryville HS

Formation	RUN	PASS	Total
.....	46	16	62

Whitehaven HS

Formation	RUN	PASS	Total
.....	50	7	57

Play Breakdown

Play Breakdown (Final)
Maryville HS vs Whitehaven HS (Dec 01, 2012 at Cookeville, Tenn.)

Maryville HS (Sorted by Play type)

1ST DOWN RUN (29 RUN, 4 PASS)

```
1-10 M50 #11  12 [    ]
1-10 M22 #11  13 [    ]
1-10 W39 #11   3 [    ]
1-10 M43 #11   2 [    ]
1-10 M16 #22   6 [    ]
1-1  W01 #22  -1 [    ]
1-10 W37 #22   8 [    ]
1-10 W12 #22  11 [    ]
1-5  W44 #22  -1 [    ]
1-10 M25 #22  18 [    ]
1-10 W38 #22  -1 [    ]
1-7  W07 #22  -1 [    ]
1-5  W05 #22   5 [    ]
1-10 W23 #22   0 [    ]
1-10 W18 #22   5 [    ]
1-10 W32 #22   8 [    ]
1-10 W18 #22   5 [    ]
1-10 M48 #22   6 [    ]
1-10 M32 #22   4 [    ]
1-10 W48 #22   0 [    ]
1-10 M13 #22   5 [    ]
1-7  W07 #22   7 [    ]
1-10 M35 #22  16 [    ]
1-10 M31 #23  11 [    ]
1-15 M37 #23   0 [    ]
1-10 M28 #23   8 [    ]
1-10 M23 #23   6 [    ]
1-4  W04 #23   0 [    ]
1-10 M15 #TM  -1 [    ]
```

1ST DOWN PASS

```
1-10 W42 #11 to #23    24 [     ]
1-10 W21 #11 to #23    13 [     ]
1-10 W23 #11 to #3      - [     ]
1-10 M36 #11 to #5     12 [     ]
```

2ND-SHORT RUN (4 RUN, 0 PASS)

```
2-2  W29 #22   6 [    ]
2-2  W02 #22   2 [    ]
```

2ND-SHORT PASS

```
2-2  W24 #22   3 [    ]
2-2  M36 #22  -3 [    ]

2ND-MIDDLE RUN  (5 RUN, 3 PASS)                                  2ND-MIDDLE PASS
2-4  M29 #11   7 [    ]                                          2-6  W45 #11 to #22     - [     ]
2-4  M22 #22   3 [    ]                                          2-5  W13 #11 to #5     13 [     ]
2-6  M36 #22   1 [    ]                                          2-4  W46 #11 to #5      7 [     ]
2-5  M18 #23  32 [    ]
2-5  W13 #23   4 [    ]

2ND-LONG RUN  (5 RUN, 2 PASS)                                    2ND-LONG PASS
2-10 W48 #22   1 [    ]                                          2-7  W36 #11 to #5     18 [     ]
2-8  M45 #22  23 [    ]                                          2-15 M37 #11 to #5    INT [     ]
2-8  W08 #22   3 [    ]
2-10 W23 #23   1 [    ]
2-10 W23 #23  11 [    ]

3RD-SHORT RUN  (2 RUN, 0 PASS)                                   3RD-SHORT PASS
3-1  W09 #22   5 [    ]
3-1  M25 #23   0 [    ]

3RD-MIDDLE RUN  (1 RUN, 4 PASS)                                  3RD-MIDDLE PASS
3-4  W17 #22  10 [    ]                                          3-5  W05 #11 to #16     - [     ]
                                                                 3-5  M37 #11 to #2    INT [     ]
                                                                 3-5  M33 #11 to #5      - [     ]
                                                                 3-6  W45 #11 to #5      8 [     ]

3RD-LONG RUN  (0 RUN, 1 PASS)                                    3RD-LONG PASS
                                                                 3-14 M48 #11 to #5      - [     ]

4TH DOWN RUN  (0 RUN, 2 PASS)                                    4TH DOWN PASS
                                                                 4-2  W02 #11 to #16     2 [     ]
                                                                 4-5  M33 #16 to #       - [     ]
```

Play Breakdown

Play Breakdown (Final)
Maryville HS vs Whitehaven HS (Dec 01, 2012 at Cookeville, Tenn.)

Whitehaven HS (Sorted by Play type)

```
1ST DOWN RUN  (24 RUN, 3 PASS)                                   1ST DOWN PASS
1-10 W47 #2   -1 [    ]                                          1-23 W10 #2  to #1      7 [     ]
1-10 M26 #2    4 [    ]                                          1-10 W24 #2  to #1      - [     ]
1-10 M14 #2    4 [    ]                                          1-10 M43 #2  to #12   INT [     ]
1-10 W14 #2   15 [    ]
1-10 M29 #2    1 [    ]
1-10 M41 #5   17 [    ]
1-10 M39 #5   13 [    ]
1-10 W29 #7   71 [    ]
1-10 M18 #7    3 [    ]
1-10 W37 #7   22 [    ]
1-10 W38 #7    2 [    ]
1-10 M17 #7    9 [    ]
1-10 M24 #7    6 [    ]
1-10 M37 #7    2 [    ]
1-10 W09 #7    6 [    ]
1-10 M30 #7   -3 [    ]
1-10 W10 #7    2 [    ]
1-10 W17 #7   54 [    ]
1-10 M46 #7    1 [    ]
1-9  M09 #7    4 [    ]
1-10 W09 #7    5 [    ]
1-10 W28 #7    6 [    ]
1-10 M33 #7    0 [    ]
1-10 M10 #7    9 [    ]

2ND-SHORT RUN  (2 RUN, 0 PASS)                                   2ND-SHORT PASS
2-1  M08 #7    8 [    ]
```

2-1 M01 #7   1 [   ]

2ND-MIDDLE RUN (6 RUN, 0 PASS)
2-4 W34 #2   13 [   ]
2-6 M10 #7   10 [   ]
2-6 M22 #7   8 [   ]
2-4 W15 #7   13 [   ]
2-4 M18 #7   3 [   ]
2-5 W14 #7   0 [   ]

2ND-MIDDLE PASS

2ND-LONG RUN (10 RUN, 1 PASS)
2-8 W40 #2   0 [   ]
2-14 W50 #2   11 [   ]
2-8 M35 #2   6 [   ]
2-10 W24 #2   5 [   ]
2-13 M33 #7   10 [   ]
2-7 M15 #7   15 [   ]
2-11 W46 #7   8 [   ]
2-10 M33 #7   2 [   ]
2-8 W12 #7   11 [   ]
2-16 W17 #7   2 [   ]

2ND-LONG PASS
2-9 M28 #2 to #5   19 [   ]

3RD-SHORT RUN (2 RUN, 0 PASS)
3-1 M15 #3   -3 [   ]
3-2 M29 #7   12 [   ]

3RD-SHORT PASS

3RD-MIDDLE RUN (4 RUN, 0 PASS)
3-3 M39 #2   15 [   ]
3-5 W14 #2   1 [   ]
3-3 M46 #3   2 [   ]
3-3 M23 #7   5 [   ]

3RD-MIDDLE PASS

3RD-LONG RUN (0 RUN, 3 PASS)

3RD-LONG PASS
3-14 W19 #2 to #1   - [   ]
3-8 M31 #2 to #23   INT [   ]
3-8 W40 #2 to #9   - [   ]

4TH DOWN RUN (2 RUN, 0 PASS)
4-1 M44 #7   14 [   ]
4-4 M18 #7   2 [   ]

4TH DOWN PASS

2011 Class 6A Football Playoffs

November 4 - December 3, 2011

First Round

#1	Maryville (10-0)	35	**Game 101** Fri. Nov. 4 7 PM
#8	Bearden (5-5)	0	
#4	Science Hill (7-3)	41	**Game 102** Fri. Nov. 4 7 PM
#5	Karns (6-4)	32	
#3	Sevier Co. (9-1)	24	**Game 103** Fri. Nov. 4 7 PM
#6	Hardin Valley (6-4)	21	
#7	Jefferson Co. (5-5)	14	**Game 104** Fri. Nov. 4 7 PM
#2	Dobyns Bennett (10-0)	37	
#1	Riverdale (10-0)	63	**Game 105** Fri. Nov. 4 7 PM
#8	Coffee Co. (3-7)	21	
#4	Blackman (7-3)	41	**Game 106** Fri. Nov. 4 7 PM
#5	Farragut (7-3)	38	
#3	Cookeville (6-4)	34	**Game 107** Fri. Nov. 4 7 PM
#6	Bradley Central (7-3)	28	
#7	Oak Ridge (7-3)	35	**Game 108** Fri. Nov. 4 7 PM
#2	McMinn Co. (8-2)	6	
#1	Mt. Juliet (10-0)	35	**Game 109** Fri. Nov. 4 7 PM
#8	Oakland (6-4)	27	
#4	Nashville Overton (7-3)	21	**Game 110** Fri. Nov. 4 7 PM
#5	Siegel (7-3)	31	
#3	Franklin (7-3)	29	**Game 111** Fri. Nov. 4 7 PM
#6	Smyrna (6-4)	26	
#7	Brentwood (6-4)	10	**Game 112** Fri. Nov. 4 7 PM
#2	Independence (8-2)	7	
#1	Whitehaven (10-0)	39	**Game 113** Fri. Nov. 4 7 PM
#8	Germantown (6-4)	7	
#4	Dickson Co. (8-2)	21	**Game 114** Fri. Nov. 4 7 PM
#5	Arlington (8-2)	56	
#3	Brighton (9-1)	21	**Game 115** Fri. Nov. 4 7 PM
#6	Southwind (7-3)	18	
#7	White Station (6-4)	31	**Game 116** Fri. Nov. 4 7 PM
#2	Millington (9-1)	30	

Second Round

Maryville	45	**Game 201** Fri. Nov. 11 7 PM
Science Hill	7	
Sevier Co.	35	**Game 202** Fri. Nov. 11 7 PM
Dobyns Bennett	28	
Riverdale	38	**Game 203** Fri. Nov. 11 7 PM
Blackman	14	
Cookeville	14	**Game 204** Fri. Nov. 11 7 PM
Oak Ridge	49	
Mt. Juliet	31	**Game 205** Fri. Nov. 11 7 PM
Siegel	27	
Franklin	14	**Game 206** Fri. Nov. 11 7 PM
Brentwood	23	
Whitehaven	24	**Game 207** Fri. Nov. 11 7 PM
Arlington	14	
Brighton	0	**Game 208** Fri. Nov. 11 7 PM
White Station	17	

Quarterfinals

Maryville	41	**Game 301** Fri. Nov. 18 7 PM
Sevier Co.	7	
Riverdale	35	**Game 302** Fri. Nov. 18 7 PM
Oak Ridge	10	
Mt. Juliet	34	**Game 303** Fri. Nov. 18 7 PM
Brentwood	21	
Whitehaven	34	**Game 304** Fri. Nov. 18 7 PM
White Station	14	

Semifinals

Maryville	42	**Game 401** Fri. Nov. 25 7 PM
Riverdale	14	
Mt. Juliet	10	**Game 402** Fri. Nov. 25 7 PM
Whitehaven	44	

Championship

Maryville	23	**Game 501** Sat. Dec. 3 7 PM BlueCross Bowl @ TN Tech
Whitehaven	7	

Maryville

STATE CHAMPION

Notes:

2011 TSSAA BlueCross Bowl
Division I Class 6A Championship Game
Whitehaven HS vs Maryville HS (Dec 03, 2011)

Scoring Summary

Scoring Summary (Final)
Whitehaven HS vs Maryville HS (Dec 03, 2011 at Cookeville, Tenn.)

Whitehaven HS (14-1) vs. Maryville HS (15-0)
Date: Dec 03, 2011 Site: Cookeville, Tenn. Stadium: Tucker Stadium

Attendance:

Score by Quarters	**1**	**2**	**3**	**4**	**Score**
Whitehaven HS.....	0	7	0	0	- 7
Maryville HS.....	3	6	0	14	- 23

Scoring Summary:

1st 05:52 MAR - Toby,Evan 42 yd field goal
8 plays, 37 yards, TOP 3:53, WHI 0 - MAR 3

2nd 11:04 WHI - Collins,Adam 74 yd fumble recovery (Adeleke,Adam kick)
WHI 7 - MAR 3

02:24 MAR - West,Jacob 19 yd run (McNelly,Miguel kick failed)
11 plays, 80 yards, TOP 4:56, WHI 7 - MAR 9

4th 10:33 MAR - Prevo,Shawn 2 yd run (Toby,Evan kick)
3 plays, 14 yards, TOP 1:18, WHI 7 - MAR 16

09:21 MAR - West,Jacob 29 yd pass from Robinette,Patto (Toby,Evan kick)
2 plays, 30 yards, TOP 0:47, WHI 7 - MAR 23

Kickoff time: 7:00 pm End of Game: 9:45 pm Total elapsed time: 2:45

Officials: Referee: Stephen Street; Umpire: Sam Anderson; Linesman: Michael Cobb;
Line judge: Ernie Bray; Back judge: Darby Dye; Side judge: ECO:T. Olterman;
Scorer: Janet Layman;
Temperature: 53 Wind: SE at 4 Weather: Partly cloudy

Offensive MVP: Patton Robinette, Maryville
Defensive MVP: Adam Collins, Whitehaven

Team Statistics

Team Statistics (Final)
Whitehaven HS vs Maryville HS (Dec 03, 2011 at Cookeville, Tenn.)

	WHI	MAR
FIRST DOWNS.....	**11**	**14**
Rushing.....	5	9
Passing.....	6	5
Penalty.....	0	0
NET YARDS RUSHING.....	**79**	**113**
Rushing Attempts.....	29	43
Average Per Rush.....	2.7	2.6
Rushing Touchdowns.....	0	2
Yards Gained Rushing.....	130	156
Yards Lost Rushing.....	51	43
NET YARDS PASSING.....	**142**	**117**
Completions-Attempts-Int....	14-37-1	8-12-0
Average Per Attempt.....	3.8	9.8
Average Per Completion.....	10.1	14.6
Passing Touchdowns.....	0	1
TOTAL OFFENSE YARDS.....	**221**	**230**
Total offense plays.....	66	55
Average Gain Per Play.....	3.3	4.2
Fumbles: Number-Lost.....	2-1	2-1
Penalties: Number-Yards.....	10-77	2-20
PUNTS-YARDS.....	5-105	5-136
Average Yards Per Punt.....	21.0	27.2
Net Yards Per Punt.....	17.0	27.2
Inside 20.....	1	0
50+ Yards.....	0	0
Touchbacks.....	1	0
Fair catch.....	1	0
KICKOFFS-YARDS.....	2-114	5-293
Average Yards Per Kickoff...	57.0	58.6
Net Yards Per Kickoff.....	36.0	31.6
Touchbacks.....	1	4
Punt returns: Number-Yards-TD.	3-0-0	0-0-0
Average Per Return.....	0.0	0.0
Kickoff returns: Number-Yds-TD	1-55-0	1-22-0
Average Per Return.....	55.0	22.0
Interceptions: Number-Yds-TD..	0-0-0	1-5-0
Fumble Returns: Number-Yds-TD.	1-74-1	0-0-0
Miscellaneous Yards.....	0	0
Possession Time.....	20:19	27:41
1st Quarter.....	6:04	5:56
2nd Quarter.....	3:51	8:09
3rd Quarter.....	4:52	7:08
4th Quarter.....	5:32	6:28
Third-Down Conversions.....	4 of 15	4 of 11
Fourth-Down Conversions.....	2 of 5	0 of 1
Red-Zone Scores-Chances.....	0-2	2-2
Touchdowns.....	0-2	2-2
Field goals.....	0-2	0-2
Sacks By: Number-Yards.....	2-15	2-16
PAT Kicks.....	1-1	2-3
Field Goals.....	0-1	1-1

Individual Statistics

Individual Statistics (Final)
Whitehaven HS vs Maryville HS (Dec 03, 2011 at Cookeville, Tenn.)

Whitehaven HS

Rushing	No	Gain	Loss	Net	TD	Lg	Avg
Dodson,Mark	15	100	4	96	0	23	6.4
Smith,Patrick	3	8	0	8	0	4	2.7
Thomas,Antonio	1	6	0	6	0	3	6.0
Henson,Ronnie	1	2	0	2	0	2	2.0
Mitchell,Timmar	8	14	26	-12	0	8	-1.5
TEAM	1	0	21	-21	0	0	-21.0
Totals...	29	130	51	79	0	23	2.7

Passing	Cmp-Att-Int	Yds	TD	Long	Sack
Mitchell,Timmar	13-35-1	131	0	24	2
Smith,Patrick	0-1-0	0	0	0	0
Robinson,Michae	1-1-0	11	0	11	0
Totals...	14-37-1	142	0	24	2

Receiving	No.	Yds	TD	Long
Sims,Darius	8	90	0	24
Perry,Gerald	4	37	0	12
Hill,Torrey	1	11	0	11
Smith,Patrick	1	4	0	4
Totals...	14	142	0	24

Punting	No.	Yds	Avg	Long	In20	TB
Robinson,Michae	5	105	21.0	38	1	1
Totals...	5	105	21.0	38	1	1

All Returns	Punts No.	Punts Yds.	Punts Lg	Kickoffs No.	Kickoffs Yds.	Kickoffs Lg	Intercept No.	Intercept Yds.	Intercept Lg
Sims,Darius	2	0	1	1	55	55	0	0	0
Perry,Gerald	1	0	0	0	0	0	0	0	0
Totals...	3	0	1	1	55	55	0	0	0

Field goal attempts

Adeleke,Adam	2nd 07:20	48 yds - Missed

Kickoffs	No.	Yds	TB	OB	Avg
Adeleke,Adam	2	114	1	0	57.0

Maryville HS

Rushing	No	Gain	Loss	Net	TD	Lg	Avg
Prevo,Shawn	20	64	7	57	1	12	2.8
Robinette,Patto	16	63	34	29	0	15	1.8
West,Jacob	2	19	0	19	1	19	9.5
Shuler,Trenton	4	10	0	10	0	4	2.5
TEAM	1	0	2	-2	0	0	-2.0
Totals...	43	156	43	113	2	19	2.6

Passing	Cmp-Att-Int	Yds	TD	Long	Sack
Robinette,Patto	6-10-0	85	1	29	2
Yoakum,Jay	1-1-0	23	0	23	0
Prevo,Shawn	1-1-0	9	0	9	0
Totals...	8-12-0	117	1	29	2

Receiving	No.	Yds	TD	Long
Robinette,Patto	2	32	0	23
West,Jacob	1	29	1	29
Winders,Logan	1	21	0	21
Shinsky,Dylan	1	14	0	14
Curtis,Dalton	1	13	0	13
Yoakum,Jay	1	5	0	5
Prevo,Shawn	1	3	0	3
Totals...	8	117	1	29

Punting	No.	Yds	Avg	Long	In20	TB
Robinson,Grant	5	136	27.2	39	0	0
Totals...	5	136	27.2	39	0	0

All Returns	Punts No.	Punts Yds.	Punts Lg	Kickoffs No.	Kickoffs Yds.	Kickoffs Lg	Intercept No.	Intercept Yds.	Intercept Lg
Shinsky,Dylan	0	0	0	1	22	22	0	0	0
Johns,Brandon	0	0	0	0	0	0	1	5	5
Totals...	0	0	0	1	22	22	1	5	5

Field goal attempts

Toby,Evan	1st 05:52	42 yds - Good

Kickoffs	No.	Yds	TB	OB	Avg
Toby,Evan	5	293	4	0	58.6

FUMBLES: Whitehaven HS-TEAM 1-1; Thomas,Antonio 1-0. Maryville HS-Robinette,Patto 2-1.

Drive Chart

Drive Chart (Final)
Whitehaven HS vs Maryville HS (Dec 03, 2011 at Cookeville, Tenn.)

	Drive Started				Drive Ended			Consumed	
Team	**Qtr**	**Spot**	**Time**	**Obtained**	**Spot**	**Time**	**How Lost**	**Pl-Yds**	**TOP**
WHI	1st	W20	12:00	Kickoff	W34	09:45	Punt	4-14	2:15
WHI	1st	W20	05:52	Kickoff	M43	02:26	Punt	6-37	3:26
WHI	1st	M42	00:23	Punt	W35	11:46	Fumble	4--23	0:37
WHI	2nd	W26	11:04	Fumble	W26	11:04	*TOUCHDOWN	0-0	0:00
WHI	2nd	M34	08:49	Punt	M31	07:20	Missed FG	4-3	1:29
WHI	2nd	W20	02:24	Kickoff	M05	00:16	Interception	12-75	2:08#
WHI	3rd	W40	12:00	Possession	W40	12:00	Kickoff	0-0	0:00
WHI	3rd	W22	06:25	Punt	M37	02:11	Punt	12-41	4:14
WHI	3rd	W42	00:38	Punt	W22	11:51	Punt	3--20	0:47
WHI	4th	W20	10:33	Kickoff	W20	10:08	Punt	3-0	0:25
WHI	4th	M43	09:21	Kickoff	M24	05:59	Downs	10-19	3:22#
WHI	4th	M39	03:28	Downs	M35	03:05	Downs	4-4	0:23
WHI	4th	W26	01:13	Punt	W40	00:00	End of half	5-14	1:13
MAR	1st	M40	12:00	Possession	M40	12:00	Kickoff	0-0	0:00
MAR	1st	M38	09:45	Punt	W25	05:52	*FIELD GOAL	8-37	3:53
MAR	1st	M05	02:26	Punt	M11	00:23	Punt	3-6	2:03
MAR	2nd	W35	11:46	Fumble	W26	11:04	Fumble	2-9	0:42
MAR	2nd	M20	11:04	Kickoff	M04	08:49	Punt	3--16	2:15
MAR	2nd	M20	07:20	Missed FG	W00	02:24	*TOUCHDOWN	11-80	4:56#
MAR	2nd	M05	00:16	Interception	M03	00:00	End of half	1--2	0:16
MAR	3rd	M28	12:00	Kickoff	W35	06:25	Punt	11-37	5:35
MAR	3rd	M20	02:11	Punt	M25	00:38	Punt	3-5	1:33
MAR	4th	W14	11:51	Punt	W00	10:33	*TOUCHDOWN	3-14	1:18#
MAR	4th	W30	10:08	Punt	W00	09:21	*TOUCHDOWN	2-30	0:47
MAR	4th	M24	05:59	Downs	M39	03:28	Downs	6-15	2:31
MAR	4th	M35	03:05	Downs	M35	01:13	Punt	3-0	1:52

WHI	**1st Qtr**	**2nd Qtr**	**3rd Qtr**	**4th Qtr**	**1st Half**	**2nd Half**	**Total**
Time of possession	06:04	03:51	04:52	05:32	09:55	10:24	20:19
3rd Down Conversions	1/3	2/4	0/3	1/5	3/7	1/8	4/15
Avg Field Position	W32	W43	W32	W41	W36	W38	W37
4th Down Conversions	0/0	0/1	1/1	1/3	0/1	2/4	2/5

MAR	**1st Qtr**	**2nd Qtr**	**3rd Qtr**	**4th Qtr**	**1st Half**	**2nd Half**	**Total**
Time of possession	05:56	08:09	07:08	06:28	14:05	13:36	27:41
3rd Down Conversions	0/2	2/3	2/4	0/2	2/5	2/6	4/11
Avg Field Position	M21	M27	M24	W47	M25	M43	M34
4th Down Conversions	0/0	0/0	0/0	0/1	0/0	0/1	0/1

Drive Chart (By Quarter)

		Drive Started			Drive Ended			Consumed	
Team	**Qtr**	**Spot**	**Time**	**Obtained**	**Spot**	**Time**	**How Lost**	**Pl-Yds**	**TOP**
MAR	1st	M40	12:00	Possession	M40	12:00	Kickoff	0-0	0:00
WHI	1st	W20	12:00	Kickoff	W34	09:45	Punt	4-14	2:15
MAR	1st	M38	09:45	Punt	W25	05:52	*FIELD GOAL	8-37	3:53
WHI	1st	W20	05:52	Kickoff	M43	02:26	Punt	6-37	3:26
MAR	1st	M05	02:26	Punt	M11	00:23	Punt	3-6	2:03
WHI	1st	M42	00:23	Punt	W35	11:46	Fumble	4--23	0:37
MAR	2nd	W35	11:46	Fumble	W26	11:04	Fumble	2-9	0:42
WHI	2nd	W26	11:04	Fumble	W26	11:04	*TOUCHDOWN	0-0	0:00
MAR	2nd	M20	11:04	Kickoff	M04	08:49	Punt	3--16	2:15
WHI	2nd	M34	08:49	Punt	M31	07:20	Missed FG	4-3	1:29
MAR	2nd	M20	07:20	Missed FG	W00	02:24	*TOUCHDOWN	11-80	4:56#
WHI	2nd	W20	02:24	Kickoff	M05	00:16	Interception	12-75	2:08#
MAR	2nd	M05	00:16	Interception	M03	00:00	End of half	1--2	0:16
WHI	3rd	W40	12:00	Possession	W40	12:00	Kickoff	0-0	0:00
MAR	3rd	M28	12:00	Kickoff	W35	06:25	Punt	11-37	5:35
WHI	3rd	W22	06:25	Punt	M37	02:11	Punt	12-41	4:14
MAR	3rd	M20	02:11	Punt	M25	00:38	Punt	3-5	1:33
WHI	3rd	W42	00:38	Punt	W22	11:51	Punt	3--20	0:47
MAR	4th	W14	11:51	Punt	W00	10:33	*TOUCHDOWN	3-14	1:18#
WHI	4th	W20	10:33	Kickoff	W20	10:08	Punt	3-0	0:25
MAR	4th	W30	10:08	Punt	W00	09:21	*TOUCHDOWN	2-30	0:47
WHI	4th	M43	09:21	Kickoff	M24	05:59	Downs	10-19	3:22#
MAR	4th	M24	05:59	Downs	M39	03:28	Downs	6-15	2:31
WHI	4th	M39	03:28	Downs	M35	03:05	Downs	4-4	0:23
MAR	4th	M35	03:05	Downs	M35	01:13	Punt	3-0	1:52
WHI	4th	W26	01:13	Punt	W40	00:00	End of half	5-14	1:13

Defensive Statistics

Defensive Statistics (Final)
Whitehaven HS vs Maryville HS (Dec 03, 2011 at Cookeville, Tenn.)

Whitehaven HS

##	Player	Solo	Ast	Tot	TFL/Yds	FF	FR-Yd	Intc	BrUp	Blkd	Sack/Yds	QH
4	Collins,Adam	4	5	9	0.5/1	.	1-74	.	.	.	.	.
62	Stinnett,Courtn	3	3	6	0.5/1	.	.	.	.	.	.	1
5	Sims,Darius	4	1	5	.	.	.	.	.	.	.	.
67	Holmes,Andrew	4	1	5	1.0/4	.	.	.	.	.	.	.
40	Robinson,Racqua	2	3	5	0.5/1	.	.	.	.	.	.	.
1	Bobo,Derrick	2	3	5	.	.	.	.	.	.	.	.
20	Williams,Jamal	1	4	5	.	.	.	.	.	.	.	.
18	Lipford,Juwan	1	4	5	0.5/0	.	.	.	.	.	.	.
3	Thomas,Antonio	4	.	4	.	.	.	.	.	.	.	.
22	Hardin,Nicholas	3	1	4	0.5/1	.	.	.	.	.	.	.
28	Perry,Kamron	3	1	4	2.5/15	1	.	.	.	.	2.0/15	.
32	Mosah,Mike	2	1	3	2.0/8	.	.	.	.	.	.	.
9	Hunt,Justin	1	.	1	.	.	.	.	.	.	.	.
55	Eason,Eric	.	1	1	.	.	.	.	.	.	.	.

Maryville HS

##	Player	Solo	Ast	Tot	TFL/Yds	FF	FR-Yd	Intc	BrUp	Blkd	Sack/Yds	QH
20	Yoakum,Jay	5	1	6	.	.	.	.	1	.	.	.
29	Johns,Brandon	5	1	6	.	1	.	1-5	.	.	.	.
2	West,Jacob	4	2	6	.	.	.	.	.	.	.	1
52	Miranda,Nathan	3	2	5	2.0/4	.	1-0	.	.	.	.	1
70	Spivey,Taylor	3	.	3	1.0/5	.	.	.	.	.	1.0/5	2
72	Heinemann,Nic	2	1	3	.	.	.	.	.	.	.	1
1	Coulter,Brian	2	1	3	.	.	.	.	1	.	.	.
95	Brown,Shawn	2	.	2	.	.	.	.	.	.	.	.
14	Roberts,Will	1	1	2	.	.	.	.	3	.	.	.
59	Watson,Joseph	.	2	2	.	.	.	.	.	.	.	.
21	Shinsky,Dylan	1	.	1	1.0/1	.	.	.	.	.	.	.
17	Curtis,Dalton	1	.	1	.	.	.	.	.	.	.	.
9	Mitchell,John D	1	.	1	.	.	.	.	.	.	.	.
81	Niethammer,Kevi	1	.	1	1.0/11	.	.	.	.	.	1.0/11	.
53	Knoll,Marshall	1	.	1	.	.	.	.	.	.	.	1
55	Curtis,Drew	1	.	1	.	.	.	.	.	.	.	.
33	Murrin,Will	.	1	1	.	.	.	.	1	.	.	2

Participation Report

Participation Report (Final)
Whitehaven HS vs Maryville HS (Dec 03, 2011 at Cookeville, Tenn.)

Whitehaven HS: 1-Bobo,Derrick, 2-Smith,Patrick, 3-Thomas,Antonio, 4-Collins,Adam, 5-Sims,Darius, 7-Dodson,Mark, 9-Hunt,Justin,
10-Perry,Gerald, 17-Mitchell,Timmar, 18-Lipford,Juwan, 20-Williams,Jamal, 21-Hill,Torrey, 22-Hardin,Nicholas, 27-Rivers,David,
28-Perry,Kamron, 32-Mosah,Mike, 35-Henson,Ronnie, 40-Robinson,Racqua, 55-Eason,Eric, 62-Stinnett,Courtn, 67-Holmes,Andrew,
92-Robinson,Michae, 99-Adeleke,Adam.

Maryville HS: 1-Coulter,Brian, 2-West,Jacob, 4-Robinette,Patto, 9-Mitchell,John D, 14-Roberts,Will, 16-Winders,Logan,
17-Curtis,Dalton, 20-Yoakum,Jay, 21-Shinsky,Dylan, 22-Prevo,Shawn, 23-Shuler,Trenton, 27-Toby,Evan, 29-Johns,Brandon,
33-Murrin,Will, 46-Robinson,Grant, 52-Miranda,Nathan, 53-Knoll,Marshall, 55-Curtis,Drew, 59-Watson,Joseph, 70-Spivey,Taylor,
72-Heinemann,Nic, 81-Niethammer,Kevi, 91-McNelly,Miguel, 95-Brown,Shawn.

Box Score

Box Score (Final)
Whitehaven HS vs Maryville HS (Dec 03, 2011 at Cookeville, Tenn.)

Score by Quarters	1	2	3	4	Score	
Whitehaven HS.....	0	7	0	0	- 7	Record: (14-1)
Maryville HS.....	3	6	0	14	- 23	Record: (15-0)

Scoring Summary:
1st 05:52 MAR - Toby,Evan 42 yd field goal, 8-37 3:53, WHI 0 - MAR 3
2nd 11:04 WHI - Collins,Adam 74 yd fumble recovery (Adeleke,Adam kick), , WHI 7 - MAR 3
02:24 MAR - West,Jacob 19 yd run (McNelly,Miguel kick failed), 11-80 4:56, WHI 7 - MAR 9
4th 10:33 MAR - Prevo,Shawn 2 yd run (Toby,Evan kick), 3-14 1:18, WHI 7 - MAR 16
09:21 MAR - West,Jacob 29 yd pass from Robinette,Patto (Toby,Evan kick), 2-30 0:47, WHI 7 - MAR 23

	WHI	MAR
FIRST DOWNS.....	**11**	**14**
RUSHES-YARDS (NET).....	**29-79**	**43-113**
PASSING YDS (NET).....	**142**	**117**
Passes Att-Comp-Int.....	37-14-1	12-8-0
TOTAL OFFENSE PLAYS-YARDS.....	**66-221**	**55-230**
Fumble Returns-Yards.....	1-74	0-0
Punt Returns-Yards.....	3-0	0-0
Kickoff Returns-Yards.....	1-55	1-22
Interception Returns-Yards....	0-0	1-5
Punts (Number-Avg).....	5-21.0	5-27.2
Fumbles-Lost.....	2-1	2-1
Penalties-Yards.....	10-77	2-20
Possession Time.....	20:19	27:41
Third-Down Conversions.....	4 of 15	4 of 11
Fourth-Down Conversions.....	2 of 5	0 of 1
Red-Zone Scores-Chances.....	0-2	2-2
Sacks By: Number-Yards.....	2-15	2-16

RUSHING: Whitehaven HS-Dodson,Mark 15-96; Smith,Patrick 3-8; Thomas,Antonio 1-6; Henson,Ronnie 1-2; Mitchell,Timmar 8-minus 12; TEAM 1-minus 21. Maryville HS-Prevo,Shawn 20-57; Robinette,Patto 16-29; West,Jacob 2-19; Shuler,Trenton 4-10; TEAM 1-minus 2.

PASSING: Whitehaven HS-Mitchell,Timmar 13-35-1-131; Smith,Patrick 0-1-0-0; Robinson,Michae 1-1-0-11. Maryville HS-Robinette,Patto 6-10-0-85; Yoakum,Jay 1-1-0-23; Prevo,Shawn 1-1-0-9.

RECEIVING: Whitehaven HS-Sims,Darius 8-90; Perry,Gerald 4-37; Hill,Torrey 1-11; Smith,Patrick 1-4. Maryville HS-Robinette,Patto 2-32; West,Jacob 1-29; Winders,Logan 1-21; Shinsky,Dylan 1-14; Curtis,Dalton 1-13; Yoakum,Jay 1-5; Prevo,Shawn 1-3.

INTERCEPTIONS: Whitehaven HS-None. Maryville HS-Johns,Brandon 1-5.

FUMBLES: Whitehaven HS-TEAM 1-1; Thomas,Antonio 1-0. Maryville HS-Robinette,Patto 2-1.

Stadium: Tucker Stadium Attendance: 0
Kickoff time: 7:00 pm End of Game: 9:45 pm Total elapsed time: 2:45

Officials: Referee: Stephen Street; Umpire: Sam Anderson; Linesman: Michael Cobb; Line judge: Ernie Bray; Back judge: Darby Dye; Side judge: ECO:T. Olterman; Scorer: Janet Layman;
Temperature: 53 Wind: SE at 4 Weather: Partly cloudy

Offensive MVP: Patton Robinette, Maryville
Defensive MVP: Adam Collins, Whitehaven

Whitehaven HS vs Maryville HS (Dec 03, 2011 at Cookeville, Tenn.)

SACKS (UA-A): Whitehaven HS-Perry,Kamron 2-0. Maryville HS-Niethammer,Kevi 1-0; Spivey,Taylor 1-0.

TACKLES (UA-A): Whitehaven HS-Collins,Adam 4-5; Stinnett,Courtn 3-3; Holmes,Andrew 4-1; Sims,Darius 4-1; Bobo,Derrick 2-3; Robinson,Racqua 2-3; Lipford,Juwan 1-4; Williams,Jamal 1-4; Thomas,Antonio 4-0; Hardin,Nicholas 3-1; Perry,Kamron 3-1; Mosah,Mike 2-1; Hunt,Justin 1-0; Eason,Eric 0-1. Maryville HS-Yoakum,Jay 5-1; Johns,Brandon 5-1; West,Jacob 4-2; Miranda,Nathan 3-2; Spivey,Taylor 3-0; Heinemann,Nic 2-1; Coulter,Brian 2-1; Brown,Shawn 2-0; Roberts,Will 1-1; Watson,Joseph 0-2; Niethammer,Kevi 1-0; Knoll,Marshall 1-0; Curtis,Drew 1-0; Mitchell,John D 1-0; Shinsky,Dylan 1-0; Curtis,Dalton 1-0; Murrin,Will 0-1.

Player participation:

Whitehaven HS: 1-Bobo,Derrick, 2-Smith,Patrick, 3-Thomas,Antonio, 4-Collins,Adam, 5-Sims,Darius, 7-Dodson,Mark, 9-Hunt,Justin,
10-Perry,Gerald, 17-Mitchell,Timmar, 18-Lipford,Juwan, 20-Williams,Jamal, 21-Hill,Torrey, 22-Hardin,Nicholas, 27-Rivers,David,
28-Perry,Kamron, 32-Mosah,Mike, 35-Henson,Ronnie, 40-Robinson,Racqua, 55-Eason,Eric, 62-Stinnett,Courtn, 67-Holmes,Andrew,
92-Robinson,Michae, 99-Adeleke,Adam.

Maryville HS: 1-Coulter,Brian, 2-West,Jacob, 4-Robinette,Patto, 9-Mitchell,John D, 14-Roberts,Will, 16-Winders,Logan,
17-Curtis,Dalton, 20-Yoakum,Jay, 21-Shinsky,Dylan, 22-Prevo,Shawn, 23-Shuler,Trenton, 27-Toby,Evan, 29-Johns,Brandon,
33-Murrin,Will, 46-Robinson,Grant, 52-Miranda,Nathan, 53-Knoll,Marshall, 55-Curtis,Drew, 59-Watson,Joseph, 70-Spivey,Taylor,
72-Heinemann,Nic, 81-Niethammer,Kevi, 91-McNelly,Miguel, 95-Brown,Shawn.

Play-by-Play Summary (1st Quarter)

```
  W 1-10 W40   Change of possession, MAR ball on MAR40, 1st and 10.


                   Toby,Evan kickoff 60 yards to the WHI0, touchback.
  W 1-10 W20   WHITEHAVEN HS drive start at 12:00.
  W 1-10 W20   Dodson,Mark rush for 14 yards to the WHI34, 1ST DOWN WHI
               (Yoakum,Jay).
  W 1-10 W34   Dodson,Mark rush for 3 yards to the WHI37 (Johns,Brandon).
  W 2-7  W37   Mitchell,Timmar rush for loss of 9 yards to the WHI28.
  W 3-16 W28   Dodson,Mark rush for 6 yards to the WHI34 (Murrin,Will;Heinemann,Nic).
  W 4-10 W34   Robinson,Michae punt 28 yards to the MAR38, fair catch by Yoakum,Jay.
--------------- 4 plays, 14 yards, TOP 02:15 ---------------

      M 1-10 M38   MARYVILLE HS drive start at 09:45.
      M 1-10 M38   Prevo,Shawn rush for loss of 4 yards to the MAR34 (Holmes,Andrew).
      M 2-14 M34   Yoakum,Jay pass complete to Robinette,Patto for 23 yards to the WHI43,
                   1ST DOWN MAR (Thomas,Antonio).
      M 1-10 W43   Robinette,Patto pass complete to Yoakum,Jay for 5 yards to the WHI38
                   (Bobo,Derrick).
      M 2-5  W38   Robinette,Patto rush for 10 yards to the WHI28, 1ST DOWN MAR
                   (Bobo,Derrick;Sims,Darius).
      M 1-10 W28   Robinette,Patto pass incomplete to West,Jacob, QB hurry by
                   Stinnett,Courtn.
      M 2-10 W28   Shuler,Trenton rush for 4 yards to the WHI24
                   (Collins,Adam;Williams,Jamal).
      M 3-6  W24   Prevo,Shawn rush for loss of 1 yard to the WHI25
                   (Collins,Adam;Perry,Kamron).
      M 4-7  W25   Toby,Evan field goal attempt from 42 GOOD, clock 05:52.

                                 ==============================
                                 WHITEHAVEN HS 0, MARYVILLE HS 3
                                 ==============================

--------------- 8 plays, 37 yards, TOP 03:53 ---------------

                   Toby,Evan kickoff 60 yards to the WHI0, touchback.
  W 1-10 W20   WHITEHAVEN HS drive start at 05:52.
  W 1-10 W20   Smith,Patrick rush for 4 yards to the WHI24 (Miranda,Nathan;Watson,Joseph).
  W 2-6  W24   Dodson,Mark rush for 2 yards to the WHI26 (Brown,Shawn).

  W 3-4  W26   Dodson,Mark rush for 23 yards to the WHI49, 1ST DOWN WHI
               (Yoakum,Jay).
  W 1-10 W49   Dodson,Mark rush for loss of 2 yards to the WHI47 (Miranda,Nathan).
  W 2-12 W47   Mitchell,Timmar pass incomplete to Sims,Darius (Coulter,Brian).
  W 3-12 W47   Mitchell,Timmar pass complete to Sims,Darius for 10 yards to the MAR43.
  W 4-2  M43   Robinson,Michae punt 38 yards to the MAR5, downed.
--------------- 6 plays, 37 yards, TOP 03:26 ---------------

      M 1-10 M05   MARYVILLE HS drive start at 02:26.
      M 1-10 M05   Prevo,Shawn rush for 4 yards to the MAR9 (Collins,Adam;Williams,Jamal).
      M 2-6  M09   Robinette,Patto rush for loss of 1 yard to the MAR8
                   (Stinnett,Courtn;Lipford,Juwan).
      M 3-7  M08   Robinette,Patto pass complete to Prevo,Shawn for 3 yards to the MAR11
                   (Collins,Adam).
      M 4-4  M11   Robinson,Grant punt 31 yards to the MAR42, Perry,Gerald return 0 yards
                   to the MAR42.
--------------- 3 plays, 6 yards, TOP 02:03 ---------------

  W 1-10 M42   WHITEHAVEN HS drive start at 00:23.
  W 1-10 M42   Mitchell,Timmar pass incomplete to Dodson,Mark, QB hurry by Spivey,Taylor.
  W 2-10 M42   Dodson,Mark rush for loss of 2 yards to the MAR44 (Miranda,Nathan).

                                 ======END OF 1st QUARTER=======
                                 WHITEHAVEN HS 0, MARYVILLE HS 3
                                 ==============================
```

Play-by-Play Summary (2nd quarter)

```
  W 3-12 M44   Start of 2nd quarter, clock 12:00.
  W 3-12 M44   Mitchell,Timmar pass incomplete to Hunt,Justin, QB hurry by Spivey,Taylor.
  W 4-12 M44   TEAM rush for loss of 16 yards to the WHI40, fumble by TEAM recovered by MAR
               Miranda,Nathan at WHI35.
--------------- 4 plays, minus 23 yards, TOP 00:37 ---------------

      M 1-10 W35   MARYVILLE HS drive start at 11:46.
      M 1-10 W35   Robinette,Patto rush for 13 yards to the WHI22, 1ST DOWN MAR
                   (Bobo,Derrick).
      M 1-10 W22   Robinette,Patto sacked for loss of 6 yards to the WHI28 (Perry,Kamron),
                   fumble by Robinette,Patto recovered by WHI Collins,Adam at WHI26,
                   Collins,Adam for 74 yards to the MAR0, TOUCHDOWN, clock 11:04.
--------------- 2 plays, 9 yards, TOP 00:42 ---------------

               Adeleke,Adam kick attempt good.

                                  ================================
                                  WHITEHAVEN HS 7, MARYVILLE HS 3
                                  ================================


               Adeleke,Adam kickoff 60 yards to the MAR0, touchback.
      M 1-10 M20   MARYVILLE HS drive start at 11:04.
      M 1-10 M20   Robinette,Patto rush for loss of 4 yards to the MAR16, fumble by
                   Robinette,Patto recovered by MAR Robinette,Patto at MAR8.
      M 2-22 M08   Robinette,Patto rush for 5 yards to the MAR13
                   (Eason,Eric;Robinson,Racqua).
      M 3-17 M13   Robinette,Patto sacked for loss of 9 yards to the MAR4 (Perry,Kamron).
      M 4-26 M04   Robinson,Grant punt 29 yards to the MAR33, Sims,Darius return -1 yards
                   to the MAR34 (Mitchell,John D).
--------------- 3 plays, minus 16 yards, TOP 02:15 ---------------

  W 1-10 M34   WHITEHAVEN HS drive start at 08:49.
  W 1-10 M34   Smith,Patrick rush for 1 yard to the MAR33 (Spivey,Taylor).
  W 2-9  M33   Timeout Whitehaven HS, clock 08:09.
  W 2-9  M33   Henson,Ronnie rush for 2 yards to the MAR31 (Spivey,Taylor).
  W 3-7  M31   Mitchell,Timmar pass incomplete to Hunt,Justin.
  W 4-7  M31   Adeleke,Adam field goal attempt from 48 MISSED - short, spot at MAR20, clock
               07:20.
--------------- 4 plays, 3 yards, TOP 01:29 ---------------

      M 1-10 M20   MARYVILLE HS drive start at 07:20.
      M 1-10 M20   Prevo,Shawn rush for 12 yards to the MAR32, 1ST DOWN MAR
                   (Sims,Darius).
      M 1-10 M32   Prevo,Shawn rush for 1 yard to the MAR33 (Stinnett,Courtn).
      M 2-9  M33   Prevo,Shawn rush for 1 yard to the MAR34 (Collins,Adam).
      M 3-8  M34   Robinette,Patto pass complete to Shinsky,Dylan for 14 yards to the
                   MAR48, 1ST DOWN MAR, out-of-bounds (Williams,Jamal).
      M 1-10 M48   Robinette,Patto rush for loss of 3 yards to the MAR45 (Mosah,Mike).
      M 2-13 M45   Prevo,Shawn rush for 2 yards to the MAR47 (Collins,Adam).
      M 3-11 M47   Robinette,Patto pass complete to Winders,Logan for 21 yards to the
                   WHI32, 1ST DOWN MAR (Bobo,Derrick;Collins,Adam).
      M 1-10 W32   Robinette,Patto pass incomplete to Curtis,Dalton.
      M 2-10 W32   Robinette,Patto rush for 10 yards to the WHI22, 1ST DOWN MAR
                   (Sims,Darius).
      M 1-10 W22   Prevo,Shawn rush for 3 yards to the WHI19 (Bobo,Derrick;Mosah,Mike).
      M 2-7  W19   West,Jacob rush for 19 yards to the WHI0, 1ST DOWN MAR,
                   TOUCHDOWN, clock 02:24.
                   McNelly,Miguel kick attempt failed.

                                  ================================
                                  WHITEHAVEN HS 7, MARYVILLE HS 9
                                  ================================

      M 1-G  M40   PENALTY WHI face mask 5 yards to the MAR45.
--------------- 11 plays, 80 yards, TOP 04:56 ---------------

                   Toby,Evan kickoff 55 yards to the WHI0, touchback.
```

W 1-10 W20 WHITEHAVEN HS drive start at 02:24.
W 1-10 W20 Mitchell,Timmar pass complete to Perry,Gerald for 8 yards to the WHI28, out-of-bounds (West,Jacob).
W 2-2 W28 Mitchell,Timmar pass complete to Perry,Gerald for 6 yards to the WHI34, **1ST DOWN WHI**, out-of-bounds (West,Jacob).
W 1-10 W34 Mitchell,Timmar rush for 2 yards to the WHI36, out-of-bounds.
W 2-8 W36 Mitchell,Timmar pass incomplete to Sims,Darius (Roberts,Will).
W 3-8 W36 Mitchell,Timmar pass complete to Perry,Gerald for 12 yards to the WHI48, **1ST DOWN WHI**, out-of-bounds, QB hurry by West,Jacob.
W 1-10 W48 Mitchell,Timmar pass incomplete to 0 (Roberts,Will).
W 2-10 W48 Dodson,Mark rush for 9 yards to the MAR43, out-of-bounds (Johns,Brandon).
W 3-1 M43 Mitchell,Timmar pass complete to Sims,Darius for 12 yards to the MAR31, **1ST DOWN WHI**, out-of-bounds (Coulter,Brian).
W 1-10 M31 Mitchell,Timmar rush for 8 yards to the MAR23 (Knoll,Marshall).
W 2-2 M23 Mitchell,Timmar pass complete to Sims,Darius for 17 yards to the MAR6, **1ST DOWN WHI** (Roberts,Will;Johns,Brandon).
W 1-G M06 Timeout Whitehaven HS, clock 00:34.
W 1-G M06 Dodson,Mark rush for 1 yard to the MAR5 (West,Jacob).
W 2-G M05 Timeout Whitehaven HS, clock 00:22.
W 2-G M05 Mitchell,Timmar pass intercepted by Johns,Brandon at the MAR0, Johns,Brandon return 5 yards to the MAR5 (Hunt,Justin).
---------- 12 plays, 75 yards, TOP 02:08 ----------

M 1-10 M05 MARYVILLE HS drive start at 00:16.
M 1-10 M05 *PENALTY MAR IS off-setting*, *PENALTY WHI IS off-setting*, NO PLAY.
M 1-10 M05 Timeout Maryville HS, clock 00:16.
M 1-10 M05 TEAM rush for loss of 2 yards to the MAR3.
M 2-12 M03 End of half, clock 00:00.

======END OF 2nd QUARTER=======
WHITEHAVEN HS 7, MARYVILLE HS 9
==========

Play-by-Play Summary (3rd quarter)

```
      M 2-12 M03   Start of 3rd quarter, clock 12:00.
      M 2-12 M03   Change of possession, WHI ball on WHI40, 1st and 10.
--------------- 1 plays, minus 2 yards, TOP 00:16 ---------------

  W 1-10 W40   WHITEHAVEN HS drive start at 12:00.

               Adeleke,Adam kickoff 54 yards to the MAR6, Shinsky,Dylan return 22 yards to
               the MAR28 (Hardin,Nicholas).
      M 1-10 M28   MARYVILLE HS drive start at 12:00.
      M 1-10 M28   Prevo,Shawn rush for 6 yards to the MAR34 (Collins,Adam).
      M 2-4  M34   Shuler,Trenton rush for 3 yards to the MAR37 (Holmes,Andrew).
      M 3-1  M37   Prevo,Shawn rush for 5 yards to the MAR42, 1ST DOWN MAR (Thomas,Antonio).
      M 1-10 M42   Robinette,Patto rush for 15 yards to the WHI43, 1ST DOWN MAR,
                   out-of-bounds (Sims,Darius).
      M 1-10 W43   Shuler,Trenton rush for 1 yard to the WHI42 (Lipford,Juwan).
      M 2-9  W42   Robinette,Patto rush for 2 yards to the WHI40 (Holmes,Andrew).
      M 3-7  W40   Robinette,Patto pass complete to Curtis,Dalton for 13 yards to the
                   WHI27, 1ST DOWN MAR (Thomas,Antonio).
      M 1-10 W27   West,Jacob rush for no gain to the WHI27 (Collins,Adam;Lipford,Juwan).
      M 2-10 W27   Robinette,Patto rush for 6 yards to the WHI21 (Stinnett,Courtn).
      M 3-4  W21   Prevo,Shawn rush for 1 yard to the WHI20 (Stinnett,Courtn;Lipford,Juwan),
                   PENALTY MAR illegal block 15 yards to the WHI35.
      M 3-18 W35   3rd and 18.
      M 3-18 W35   Timeout Maryville HS, clock 06:35.
      M 3-18 W35   Robinette,Patto pass incomplete to Carroll,Cody.
      M 4-18 W35   Robinson,Grant punt 13 yards to the WHI22, downed.
--------------- 11 plays, 37 yards, TOP 05:35 ---------------

  W 1-10 W22   WHITEHAVEN HS drive start at 06:25.
  W 1-10 W22   Dodson,Mark rush for 15 yards to the WHI37, 1ST DOWN WHI, out-of-bounds (Yoakum,Jay).
  W 1-10 W37   Dodson,Mark rush for 5 yards to the WHI42 (Yoakum,Jay).
  W 2-5  W42   Mitchell,Timmar pass complete to Sims,Darius for 8 yards to the 50 yardline,
               1ST DOWN WHI, out-of-bounds (Johns,Brandon).
  W 1-10 W50   Dodson,Mark rush for 6 yards to the MAR44 (Miranda,Nathan).
  W 2-4  M44   Dodson,Mark rush for 2 yards to the MAR42 (West,Jacob;Watson,Joseph),
               PENALTY WHI holding 10 yards to the WHI48.
  W 2-12 W48   2nd and 12.
  W 2-12 W48   Mitchell,Timmar pass complete to Sims,Darius for 7 yards to the MAR45 (Johns,Brandon).
  W 3-5  M45   Mitchell,Timmar pass incomplete to Perry,Gerald, QB hurry by Knoll,Marshall.
  W 4-5  M45   Thomas,Antonio rush for 3 yards to the MAR42, fumble forced by
               Johns,Brandon, fumble by Thomas,Antonio recovered by WHI Williams,Jamal at
               MAR39, 1ST DOWN WHI.
  W 1-10 M39   Mitchell,Timmar rush for 1 yard to the MAR38.
  W 2-9  M38   Mitchell,Timmar pass incomplete to Sims,Darius.
  W 3-9  M38   Mitchell,Timmar pass incomplete to Perry,Gerald, QB hurry by Murrin,Will.
  W 4-9  M38   Robinson,Michae pass complete to Hill,Torrey for 11 yards to the MAR27
               (Yoakum,Jay), PENALTY WHI holding 10 yards to the MAR37.
  W 4-8  M37   4th and 8.
  W 4-8  M37   Robinson,Michae punt 37 yards to the MAR0, touchback.
--------------- 12 plays, 41 yards, TOP 04:14 ---------------

      M 1-10 M20   MARYVILLE HS drive start at 02:11.
      M 1-10 M20   Prevo,Shawn rush for 4 yards to the MAR24
                   (Holmes,Andrew;Williams,Jamal).
      M 2-6  M24   Robinette,Patto rush for 1 yard to the MAR25 (Stinnett,Courtn).
      M 3-5  M25   Robinette,Patto pass incomplete to Carroll,Cody.
      M 4-5  M25   Robinson,Grant punt 24 yards to the MAR49, Sims,Darius return 1 yards to
                   the MAR48, clock 00:38, PENALTY WHI holding 10 yards to the WHI42,
                   1st and 10, WHI ball on WHI42.
--------------- 3 plays, 5 yards, TOP 02:20 ---------------

  W 1-10 W42   Mitchell,Timmar sacked for loss of 11 yards to the WHI31 (Niethammer,Kevi),
               PENALTY WHI intentional grounding 7 yards to the WHI24.
  W 2-28 W24   2nd and 28.
  W 2-28 W24   Smith,Patrick pass incomplete to Sims,Darius.
  W 3-28 W24   PENALTY WHI IS 5 yards to the WHI19.
  W 3-33 W19   Smith,Patrick rush for 3 yards to the WHI22 (Brown,Shawn).

                                  ======END OF 3rd QUARTER=======
                                  WHITEHAVEN HS 7, MARYVILLE HS 9
                                  ===============================
```

Play-by-Play Summary (4th quarter)

```
  W 4-30 W22   Start of 4th quarter, clock 12:00.
  W 4-30 W22   Robinson,Michae punt -8 yards to the WHI14, downed.
--------------- 3 plays, minus 20 yards, TOP 00:09 ---------------

      M 1-10 W14   MARYVILLE HS drive start at 11:51.
      M 1-10 W14   Prevo,Shawn pass complete to Robinette,Patto for 9 yards to the WHI5
                   (Sims,Darius).
      M 2-1  W05   Prevo,Shawn rush for 3 yards to the WHI2, 1ST DOWN MAR
                   (Williams,Jamal;Lipford,Juwan).
      M 1-G  W02   Prevo,Shawn rush for 2 yards to the WHI0, TOUCHDOWN, clock 10:33.
                   Toby,Evan kick attempt good.

                                 ================================
                                 WHITEHAVEN HS 7, MARYVILLE HS 16
                                 ================================

--------------- 3 plays, 14 yards, TOP 01:18 ---------------

                   Toby,Evan kickoff 60 yards to the WHI0, touchback.
  W 1-10 W20   WHITEHAVEN HS drive start at 10:33.
  W 1-10 W20   Mitchell,Timmar pass incomplete to Sims,Darius.
  W 2-10 W20   Mitchell,Timmar pass incomplete to Sims,Darius, QB hurry by Miranda,Nathan.
  W 3-10 W20   Mitchell,Timmar pass incomplete to Smith,Patrick (Murrin,Will).
  W 4-10 W20   Robinson,Michae punt 10 yards to the WHI30, downed.
--------------- 3 plays, 0 yards, TOP 00:25 ---------------

      M 1-10 W30   MARYVILLE HS drive start at 10:08.
      M 1-10 W30   Robinette,Patto rush for 1 yard to the WHI29 (Holmes,Andrew).
      M 2-9  W29   Robinette,Patto pass complete to West,Jacob for 29 yards to the WHI0,
                   1ST DOWN MAR, TOUCHDOWN, clock 09:21.
                   Toby,Evan kick attempt good.

                                 ================================
                                 WHITEHAVEN HS 7, MARYVILLE HS 23
                                 ================================

--------------- 2 plays, 30 yards, TOP 00:47 ---------------

                   Toby,Evan kickoff 58 yards to the WHI2, Sims,Darius return 55 yards to
                   the MAR43, out-of-bounds (Roberts,Will).
  W 1-10 M43   WHITEHAVEN HS drive start at 09:21.
  W 1-10 M43   Mitchell,Timmar rush for 3 yards to the MAR40 (Heinemann,Nic), PENALTY
               WHI holding 10 yards to the 50 yardline.
  W 1-17 W50   1st and 17.
  W 1-17 W50   Mitchell,Timmar pass incomplete to Hunt,Justin.
  W 2-17 W50   Mitchell,Timmar pass complete to Perry,Gerald for 11 yards to the MAR39
               (West,Jacob).
  W 3-6  M39   Mitchell,Timmar rush for loss of 1 yard to the MAR40 (Shinsky,Dylan),
               PENALTY WHI holding 10 yards to the 50 yardline.
  W 3-17 W50   3rd and 17.
  W 3-17 W50   Mitchell,Timmar pass complete to Sims,Darius for 6 yards to the MAR44
               (Coulter,Brian;Miranda,Nathan).
  W 4-11 M44   Mitchell,Timmar pass complete to Sims,Darius for 24 yards to the MAR20,
               1ST DOWN WHI (Yoakum,Jay;West,Jacob).
  W 1-10 M20   Mitchell,Timmar sacked for loss of 5 yards to the MAR25 (Spivey,Taylor),
               PENALTY WHI intentional grounding 5 yards to the MAR30.
  W 2-20 M30   2nd and 20.
  W 2-20 M30   Mitchell,Timmar pass incomplete, QB hurry by Murrin,Will.
  W 3-20 M30   Mitchell,Timmar pass complete to Sims,Darius for 6 yards to the MAR24
               (Coulter,Brian).
  W 4-14 M24   Mitchell,Timmar pass incomplete to Perry,Gerald.
--------------- 10 plays, 19 yards, TOP 03:22 ---------------

      M 1-10 M24   MARYVILLE HS drive start at 05:59.
      M 1-10 M24   PENALTY MAR false start 5 yards to the MAR19.

      M 1-15 M19   PENALTY WHI Encroachment 5 yards to the MAR24.
      M 1-10 M24   Prevo,Shawn rush for 9 yards to the MAR33 (Thomas,Antonio).
```

```
      M 2-1  M33   Prevo,Shawn rush for 2 yards to the MAR35, 1ST DOWN MAR
                   (Hardin,Nicholas).
      M 1-10 M35   Prevo,Shawn rush for 2 yards to the MAR37 (Robinson,Racqua).
      M 2-8  M37   Timeout Whitehaven HS, clock 04:27.
      M 2-8  M37   Prevo,Shawn rush for 2 yards to the MAR39 (Perry,Kamron).
      M 3-6  M39   Prevo,Shawn rush for 5 yards to the MAR44 (Robinson,Racqua).
      M 4-1  M44   Timeout Whitehaven HS, clock 03:32.
      M 4-1  M44   Robinette,Patto rush for loss of 5 yards to the MAR39 (Mosah,Mike).
--------------- 6 plays, 15 yards, TOP 02:31 ---------------

  W 1-10 M39   WHITEHAVEN HS drive start at 03:28.
  W 1-10 M39   Mitchell,Timmar pass complete to Smith,Patrick for 4 yards to the MAR35
               (Curtis,Dalton).
  W 2-6  M35   Mitchell,Timmar pass incomplete to Smith,Patrick.
  W 3-6  M35   Mitchell,Timmar pass incomplete to Sims,Darius.
  W 4-6  M35   Mitchell,Timmar pass incomplete to Hubbard,Darius (Yoakum,Jay), QB hurry by
               Heinemann,Nic.
--------------- 4 plays, 4 yards, TOP 00:23 ---------------

      M 1-10 M35   MARYVILLE HS drive start at 03:05.
      M 1-10 M35   Shuler,Trenton rush for 2 yards to the MAR37 (Hardin,Nicholas).
      M 2-8  M37   Prevo,Shawn rush for loss of 2 yards to the MAR35
                   (Hardin,Nicholas;Robinson,Racqua).
      M 3-10 M35   Timeout Maryville HS, clock 01:36.
      M 3-10 M35   Robinette,Patto rush for no gain to the MAR35
                   (Robinson,Racqua;Stinnett,Courtn).
      M 4-10 M35   Timeout Whitehaven HS, clock 01:21.
      M 4-10 M35   Robinson,Grant punt 39 yards to the WHI26, downed.
--------------- 3 plays, 0 yards, TOP 01:52 ---------------

  W 1-10 W26   WHITEHAVEN HS drive start at 01:13.
  W 1-10 W26   Mitchell,Timmar pass incomplete to Hubbard,Darius.
  W 2-10 W26   Dodson,Mark rush for 4 yards to the WHI30 (Heinemann,Nic).
  W 3-6  W30   Dodson,Mark rush for 10 yards to the WHI40, 1ST DOWN WHI
               (Curtis,Drew).
  W 1-10 W40   Mitchell,Timmar pass incomplete to Smith,Patrick.
  W 2-10 W40   Mitchell,Timmar pass incomplete to Hunt,Justin (Roberts,Will).
  W 3-10 W40   End of game, clock 00:00.
--------------- 5 plays, 14 yards, TOP 01:13 ---------------

                                  ===========FINAL SCORE==========
                                  WHITEHAVEN HS 7, MARYVILLE HS 23
                                  ================================
```

Play Breakdown Summary

Play Breakdown Summary (Final)
Whitehaven HS vs Maryville HS (Dec 03, 2011 at Cookeville, Tenn.)

Whitehaven HS

Down	RUN	PASS	Total
OVERALL.....	27	39	66
1ST DOWN.....	13	10	23
2ND DOWN-SHORT...	0	2	2
2ND DOWN-MIDDLE..	2	3	5
2ND DOWN-LONG....	5	9	14
3RD DOWN-SHORT...	0	1	1
3RD DOWN-MIDDLE..	3	2	5
3RD DOWN-LONG....	2	8	10
4TH DOWN.....	2	4	6

Maryville HS

Down	RUN	PASS	Total
OVERALL.....	41	14	55
1ST DOWN.....	19	5	24
2ND DOWN-SHORT...	2	0	2
2ND DOWN-MIDDLE..	4	0	4
2ND DOWN-LONG....	10	2	12
3RD DOWN-SHORT...	1	0	1
3RD DOWN-MIDDLE..	3	1	4
3RD DOWN-LONG....	1	6	7
4TH DOWN.....	1	0	1

Whitehaven HS

Formation	RUN	PASS	Total
.....	27	39	66

Maryville HS

Formation	RUN	PASS	Total
.....	41	14	55

Play Breakdown

Play Breakdown (Final)
Whitehaven HS vs Maryville HS (Dec 03, 2011 at Cookeville, Tenn.)

Whitehaven HS (Sorted by Play type)

1ST DOWN RUN (13 RUN, 10 PASS)

1-10 M39 #17	1	[ ]
1-10 W34 #17	2	[ ]
1-10 M43 #17	3	[ ]
1-10 M31 #17	8	[ ]
1-10 W20 #2	4	[ ]
1-10 M34 #2	1	[ ]
1-6 M06 #7	1	[ ]
1-10 W22 #7	15	[ ]
1-10 W37 #7	5	[ ]
1-10 W50 #7	6	[ ]
1-10 W49 #7	-2	[ ]
1-10 W20 #7	14	[ ]
1-10 W34 #7	3	[ ]

1ST DOWN PASS

1-10 W48 #17 to #0	-	[ ]
1-10 W20 #17 to #10	8	[ ]
1-10 W26 #17 to #11	-	[ ]
1-10 M39 #17 to #2	4	[ ]
1-10 W40 #17 to #2	-	[ ]
1-10 W20 #17 to #5	-	[ ]
1-10 M42 #17 to #7	-	[ ]
1-17 W50 #17 to #9	-	[ ]
1-10 M20 #17 to #	SACK	[ ]
1-10 W42 #17 to #	SACK	[ ]

2ND-SHORT RUN (0 RUN, 2 PASS)

2ND-SHORT PASS

2-2 W28 #17 to #10	6	[ ]
2-2 M23 #17 to #5	17	[ ]

2ND-MIDDLE RUN (2 RUN, 3 PASS)

2-4 M44 #7	2	[ ]
2-6 W24 #7	2	[ ]

2ND-MIDDLE PASS

2-6 M35 #17 to #2	-	[ ]
2-5 M05 #17 to #29	INT	[ ]
2-5 W42 #17 to #5	8	[ ]

2ND-LONG RUN (5 RUN, 9 PASS)

2-7 W37 #17	-9	[ ]
2-9 M33 #35	2	[ ]
2-10 M42 #7	-2	[ ]
2-10 W26 #7	4	[ ]
2-10 W48 #7	9	[ ]

2ND-LONG PASS

2-17 W50 #17 to #10	11	[ ]
2-10 W20 #17 to #5	-	[ ]
2-12 W48 #17 to #5	7	[ ]
2-9 M38 #17 to #5	-	[ ]
2-12 W47 #17 to #5	-	[ ]
2-28 W24 #2 to #5	-	[ ]
2-8 W36 #17 to #5	-	[ ]
2-10 W40 #17 to #9	-	[ ]
2-20 M30 #17 to #	-	[ ]

3RD-SHORT RUN (0 RUN, 1 PASS)

3RD-SHORT PASS

3-1 M43 #17 to #5	12	[ ]

3RD-MIDDLE RUN (3 RUN, 2 PASS)

3-6 M39 #17	-1	[ ]
3-4 W26 #7	23	[ ]
3-6 W30 #7	10	[ ]

3RD-MIDDLE PASS

3-5 M45 #17 to #10	-	[ ]
3-6 M35 #17 to #5	-	[ ]

3RD-LONG RUN (2 RUN, 8 PASS)

3RD-LONG PASS

3-33 W19 #2 3 [ ]
3-16 W28 #7 6 [ ]

3-8 W36 #17 to #10 12 [ ]
3-9 M38 #17 to #10 - [ ]
3-10 W20 #17 to #2 - [ ]
3-20 M30 #17 to #5 6 [ ]
3-17 W50 #17 to #5 6 [ ]
3-12 W47 #17 to #5 10 [ ]
3-7 M31 #17 to #9 - [ ]
3-12 M44 #17 to #9 - [ ]

4TH DOWN RUN (2 RUN, 4 PASS)
4-5 M45 #3 3 [ ]
4-12 M44 #TM -16 [ ]

4TH DOWN PASS
4-14 M24 #17 to #10 - [ ]
4-6 M35 #17 to #11 - [ ]
4-9 M38 #92 to #21 11 [ ]
4-11 M44 #17 to #5 24 [ ]

Play Breakdown

Play Breakdown (Final)
Whitehaven HS vs Maryville HS (Dec 03, 2011 at Cookeville, Tenn.)

Maryville HS (Sorted by Play type)

1ST DOWN RUN (19 RUN, 5 PASS)
1-10 W27 #2 0 [ ]
1-10 M05 #22 4 [ ]
1-10 M20 #22 4 [ ]
1-10 M24 #22 9 [ ]
1-10 M20 #22 12 [ ]
1-10 M32 #22 1 [ ]
1-10 M35 #22 2 [ ]
1-10 M28 #22 6 [ ]
1-10 W22 #22 3 [ ]
1-10 M38 #22 -4 [ ]
1-2 W02 #22 2 [ ]
1-10 M35 #23 2 [ ]
1-10 W43 #23 1 [ ]
1-10 W35 #4 13 [ ]
1-10 M48 #4 -3 [ ]
1-10 M42 #4 15 [ ]
1-10 M20 #4 -4 [ ]
1-10 W30 #4 1 [ ]
1-10 M05 #TM -2 [ ]

1ST DOWN PASS
1-10 W32 #4 to #17 - [ ]
1-10 W28 #4 to #2 - [ ]
1-10 W43 #4 to #20 5 [ ]
1-10 W14 #22 to #4 9 [ ]
1-10 W22 #4 to # - [ ]

2ND-SHORT RUN (2 RUN, 0 PASS)
2-1 M33 #22 2 [ ]
2-1 W05 #22 3 [ ]

2ND-SHORT PASS

2ND-MIDDLE RUN (4 RUN, 0 PASS)
2-4 M34 #23 3 [ ]
2-6 M24 #4 1 [ ]
2-6 M09 #4 -1 [ ]
2-5 W38 #4 10 [ ]

2ND-MIDDLE PASS

2ND-LONG RUN (10 RUN, 2 PASS)
2-7 W19 #2 19 [ ]
2-9 M33 #22 1 [ ]
2-13 M45 #22 2 [ ]
2-8 M37 #22 -2 [ ]
2-8 M37 #22 2 [ ]
2-10 W28 #23 4 [ ]
2-10 W27 #4 6 [ ]
2-9 W42 #4 2 [ ]
2-22 M08 #4 5 [ ]
2-10 W32 #4 10 [ ]

2ND-LONG PASS
2-9 W29 #4 to #2 29 [ ]
2-14 M34 #20 to #4 23 [ ]

3RD-SHORT RUN (1 RUN, 0 PASS)
3-1 M37 #22 5 [ ]

3RD-SHORT PASS

3RD-MIDDLE RUN (3 RUN, 1 PASS)
3-6 W24 #22 -1 [ ]
3-4 W21 #22 1 [ ]
3-6 M39 #22 5 [ ]

3RD-MIDDLE PASS
3-5 M25 #4 to #7 - [ ]

3RD-LONG RUN (1 RUN, 6 PASS)

3RD-LONG PASS

```
3-10 M35 #4    0 [    ]
```

```
3-11 M47 #4  to #16    21 [     ]
3-7  W40 #4  to #17    13 [     ]
3-8  M34 #4  to #21    14 [     ]
3-7  M08 #4  to #22     3 [     ]
3-18 W35 #4  to #7      - [     ]
3-17 M13 #4  to #    SACK [     ]
```

```
4TH DOWN RUN  (1 RUN, 0 PASS)
4-1  M44 #4   -5 [    ]
```

```
4TH DOWN PASS
```

2010 Class 6A Football Playoffs

November 5 - December 4, 2010

First Round

#1 Dobyns Bennett (10-0) 28
Game 101 Fri. Nov. 5 7 PM
#8 Jefferson Co. (6-4) 3

#4 Bearden (7-3) 42
Game 102 Fri. Nov. 5 7 PM
#5 Hardin Valley (7-3) 7

#3 Sevier Co. (8-2) 21
Game 103 Fri. Nov. 5 7 PM
#6 Farragut (6-4) 41

#7 Science Hill (6-4) 7
Game 104 Fri. Nov. 5 7 PM
#2 Maryville (9-1) 34

#1 Bradley Central (8-2) 34
Game 105 Fri. Nov. 5 7 PM
#8 Coffee Co. (3-7) 7

#4 Cookeville (6-4) 21
Game 106 Fri. Nov. 5 7 PM
#5 Oak Ridge (6-4) 24

#3 Soddy-Daisy (6-4) 26
Game 107 Fri. Nov. 5 7 PM
#6 Lincoln Co. (5-5) 17

#7 Franklin Co. (5-5) 0
Game 108 Fri. Nov. 5 7 PM
#2 Riverdale (7-3) 48

#1 Smyrna (9-1) 38
Game 109 Fri. Nov. 5 7 PM
#8 Brentwood (7-3) 16

#4 Mt. Juliet (8-2) 56
Game 110 Fri. Nov. 5 7 PM
#5 McGavock (8-2) 28

#3 Oakland (8-2) 14
Game 111 Fri. Nov. 5 7 PM
#6 Franklin (8-2) 21

#7 Nashville Overton (8-2) 14
Game 112 Fri. Nov. 5 7 PM
#2 Blackman (9-1) 35

#1 Whitehaven (9-1) 28
Game 113 Fri. Nov. 5 7 PM
#8 White Station (5-5) 14

#4 Arlington (8-2) 29
Game 114 Fri. Nov. 5 7 PM
#5 Wooddale (7-3) 41

#3 Dickson Co. (8-2) 12
Game 115 Fri. Nov. 5 7 PM
#6 Collierville (6-4) 16

#7 Germantown (6-4) 36
Game 116 Fri. Nov. 5 7 PM
#2 Brighton (9-1) 34

Second Round

Dobyns Bennett 35
OT
Game 201
Fri. Nov. 12 7 PM
Bearden 41

Farragut 10
Game 202
Fri. Nov. 12 7 PM
Maryville 41

Bradley Central 26
Game 203
Fri. Nov. 12 7 PM
Oak Ridge 28

Soddy-Daisy 15
Game 204
Fri. Nov. 12 7 PM
Riverdale 56

Smyrna 37
Game 205
Fri. Nov. 12 7 PM
Mt. Juliet 20

Franklin 0
Game 206
Fri. Nov. 12 7 PM
Blackman 42

Whitehaven 41
Game 207
Fri. Nov. 12 7 PM
Wooddale 13

Collierville 10
Game 208
Fri. Nov. 12 7 PM
Germantown 28

Quarterfinals

Bearden 20
Game 301
Fri. Nov. 19 7 PM
Maryville 52

Oak Ridge 28
Game 302
Fri. Nov. 19 7 PM
Riverdale 21

Smyrna 20
Game 303
Fri. Nov. 19 7 PM
Blackman 14

Whitehaven 50
Game 304
Fri. Nov. 19 7 PM
Germantown 0

Semifinals

Maryville 38
Game 401
Fri. Nov. 26 7 PM
Oak Ridge 20

Smyrna 10
Game 402
Fri. Nov. 26 7 PM
Whitehaven 7

Championship

Maryville 23
Game 501
Sat. Dec. 4 7 PM
BlueCross Bowl @ TN Tech
Smyrna 21

Maryville
STATE CHAMPION

Notes:

2010 TSSAA BlueCross Bowl
Division I Class 6A Championship Game
Maryville HS vs Smyrna HS (Dec 04, 2010)

Scoring Summary

Scoring Summary (Final)
The Automated ScoreBook
Maryville HS vs Smyrna HS (Dec 04, 2010 at Cookeville,Tenn.)

Maryville HS (14-1) vs. Smyrna HS (13-2)
Date: Dec 04, 2010 Site: Cookeville,Tenn. Stadium: Tucker Stadium

Attendance:

Score by Quarters	1	2	3	4	Score
Maryville HS.....	7	14	2	0	- 23
Smyrna HS.....	7	7	7	0	- 21

Scoring Summary:

1st 08:36 SMYR - Bryson,Jeremiah 37 yd run (Burkett,Marshal kick)
7 plays, 80 yards, TOP 3:24, MARY 0 - SMYR 7
01:02 MARY - Prevo,Shawn 1 yd run (Sharp,Zach kick)
5 plays, 41 yards, TOP 1:57, MARY 7 - SMYR 7
2nd 05:13 SMYR - Bryson,Jeremiah 1 yd run (Burkett,Marshal kick)
15 plays, 80 yards, TOP 7:49, MARY 7 - SMYR 14
01:39 MARY - Prevo,Shawn 10 yd run (Sharp,Zach kick)
8 plays, 80 yards, TOP 3:34, MARY 14 - SMYR 14
00:11 MARY - Langley,Clarenc 21 yd pass from Robinette,Patto (Sharp,Zach kick)
5 plays, 32 yards, TOP 0:42, MARY 21 - SMYR 14
3rd 06:55 MARY - Watson,Joseph safety
MARY 23 - SMYR 14
00:55 SMYR - St.Cloud,Demarc 2 yd run (Burkett,Marshal kick)
10 plays, 48 yards, TOP 5:00, MARY 23 - SMYR 21

Kickoff time: 7:30 End of Game: 9:46 Total elapsed time: 2:46

Officials: Referee: Jim Wright; Umpire: Delane Rice; Linesman: Jon Moree;
Line judge: David Viar; Back judge: Jim Woody; Field judge: Tony Kellar ECO;
Scorer: Layman/Morris;
Temperature: 41 Wind: Gusty15+ Weather: Damp & Cold

Offensive MVP: Jeremiah Bryson (Smyrna)
Defensive MVP: Joseph Watson (Maryville)

Team Statistics

Team Statistics (Final)
The Automated ScoreBook
Maryville HS vs Smyrna HS (Dec 04, 2010 at Cookeville,Tenn.)

	MARY	SMYR
FIRST DOWNS.....	**15**	**18**
Rushing.....	12	14
Passing.....	3	3
Penalty.....	0	1
NET YARDS RUSHING.....	**205**	**228**
Rushing Attempts.....	38	49
Average Per Rush.....	5.4	4.7
Rushing Touchdowns.....	2	3
Yards Gained Rushing.....	222	242
Yards Lost Rushing.....	17	14
NET YARDS PASSING.....	**82**	**87**
Completions-Attempts-Int....	4-8-0	7-8-1
Average Per Attempt.....	10.2	10.9
Average Per Completion.....	20.5	12.4
Passing Touchdowns.....	1	0
TOTAL OFFENSE YARDS.....	**287**	**315**
Total offense plays.....	46	57
Average Gain Per Play.....	6.2	5.5
Fumbles: Number-Lost.....	2-1	1-0
Penalties: Number-Yards.....	5-35	5-25
PUNTS-YARDS.....	4-155	1-33
Average Yards Per Punt.....	38.8	33.0
Net Yards Per Punt.....	38.8	33.0
Inside 20.....	3	0
50+ Yards.....	0	0
Touchbacks.....	0	0
Fair catch.....	0	1
KICKOFFS-YARDS.....	4-216	5-324
Average Yards Per Kickoff...	54.0	64.8
Net Yards Per Kickoff.....	39.0	45.6
Touchbacks.....	3	4
Punt returns: Number-Yards-TD.	0-0-0	0-0-0
Average Per Return.....	0.0	0.0
Kickoff returns: Number-Yds-TD	1-16-0	0-0-0
Average Per Return.....	16.0	0.0
Interceptions: Number-Yds-TD..	1-11-0	0-0-0
Fumble Returns: Number-Yds-TD.	0-0-0	0-0-0
Miscellaneous Yards.....	0	0
Possession Time.....	19:24	28:36
1st Quarter.....	5:23	6:37
2nd Quarter.....	4:16	7:44
3rd Quarter.....	4:58	7:02
4th Quarter.....	4:47	7:13
Third-Down Conversions.....	2 of 7	5 of 10
Fourth-Down Conversions.....	0 of 0	1 of 2
Red-Zone Scores-Chances.....	3-3	2-3
Touchdowns.....	3-3	2-3
Field goals.....	0-3	0-3
Sacks By: Number-Yards.....	1-6	1-7
PAT Kicks.....	3-3	3-3
Field Goals.....	0-0	0-1

Individual Statistics

Individual Statistics (Final)
The Automated ScoreBook
Maryville HS vs Smyrna HS (Dec 04, 2010 at Cookeville,Tenn.)

Maryville HS

Rushing	No	Gain	Loss	Net	TD	Lg	Avg
Prevo,Shawn	19	112	4	108	2	13	5.7
Robinette,Patto	9	60	7	53	0	13	5.9
West,Jacob	5	31	0	31	0	16	6.2
Myers,Nick	3	19	1	18	0	11	6.0
TEAM	2	0	5	-5	0	0	-2.5
Totals...	38	222	17	205	2	16	5.4

Passing	Cmp-Att-Int	Yds	TD	Long	Sack
Canfield,Austin	1-4-0	15	0	15	0
Robinette,Patto	2-3-0	43	1	22	1
Romberg,Stian	1-1-0	24	0	24	0
Totals...	4-8-0	82	1	24	1

Receiving	No.	Yds	TD	Long
Langley,Clarenc	2	45	1	24
Romberg,Stian	2	37	0	22
Totals...	4	82	1	24

Punting	No.	Yds	Avg	Long	In20	TB
Colquitt,Greg	4	155	38.8	48	3	0
Totals...	4	155	38.8	48	3	0

All Returns	Punts No.	Yds	Lg	Kickoffs No.	Yds	Lg	Intercept No.	Yds	Lg
Johns,Brandon	0	0	0	0	0	0	1	11	11
Horne,Desmund	0	0	0	1	16	16	0	0	0
Totals...	0	0	0	1	16	16	1	11	11

Field goal attempts

Kickoffs	No.	Yds	TB	OB	Avg
Sharp,Zach	4	216	3	1	54.0

Smyrna HS

Rushing	No	Gain	Loss	Net	TD	Lg	Avg
Bryson,Jeremiah	25	136	4	132	2	37	5.3
Wilson,Steve	14	78	8	70	0	23	5.0
Thompson,Demari	3	14	0	14	0	7	4.7
Keese,Rashon	4	12	0	12	0	9	3.0
St.Cloud,Demarc	1	2	0	2	1	2	2.0
TEAM	2	0	2	-2	0	0	-1.0
Totals...	49	242	14	228	3	37	4.7

Passing	Cmp-Att-Int	Yds	TD	Long	Sack
Wilson,Steve	7-8-1	87	0	41	1
Totals...	7-8-1	87	0	41	1

Receiving	No.	Yds	TD	Long
Gaines,Parrish	2	46	0	41
Bryson,Jeremiah	2	24	0	18
Majors,EJ	2	9	0	5
Keese,Rashon	1	8	0	8
Totals...	7	87	0	41

Punting	No.	Yds	Avg	Long	In20	TB
Burkett,Marshal	1	33	33.0	33	0	0
Totals...	1	33	33.0	33	0	0

All Returns	Punts No.	Yds	Lg	Kickoffs No.	Yds	Lg	Intercept No.	Yds	Lg
Totals...	0	0	0	0	0	0	0	0	0

Field goal attempts

Burkett,Marshal 4th 02:21 28 yds - Blocked

Kickoffs	No.	Yds	TB	OB	Avg
Burkett,Marshal	5	324	4	0	64.8

FUMBLES: Maryville HS-Prevo,Shawn 1-0; Myers,Nick 1-1. Smyrna HS-TEAM 1-0.

Drive Chart

Drive Chart (Final)
Maryville HS vs Smyrna HS (Dec 04, 2010 at Cookeville,Tenn.)

Team	Drive Started Qtr	Spot	Time	Obtained	Drive Ended Spot	Time	How Lost	Consumed Pl-Yds	TOP
MARY	1st	M20	08:36	Kickoff	S47	05:10	Punt	7-33	3:26
MARY	1st	S41	02:59	Punt	S00	01:02	*TOUCHDOWN	5-41	1:57#
MARY	2nd	M20	05:13	Kickoff	S00	01:39	*TOUCHDOWN	8-80	3:34#
MARY	2nd	S32	00:53	Interception	S00	00:11	*TOUCHDOWN	5-32	0:42#
MARY	3rd	M20	12:00	Kickoff	M20	11:14	Punt	3-0	0:46
MARY	3rd	M42	09:53	Downs	M49	07:36	Punt	3-7	2:17
MARY	3rd	M34	06:55	Kickoff	M48	05:55	Fumble	3-14	1:00
MARY	3rd	M20	00:55	Kickoff	S41	09:34	Punt	6-39	3:21
MARY	4th	M04	02:21	Missed FG	M25	00:00	End of half	6-21	2:21
SMYR	1st	S20	12:00	Kickoff	M00	08:36	*TOUCHDOWN	7-80	3:24
SMYR	1st	S02	05:10	Punt	S08	02:59	Punt	3-6	2:11
SMYR	1st	S20	01:02	Kickoff	M00	05:13	*TOUCHDOWN	15-80	7:49#
SMYR	2nd	S35	01:39	Kickoff	S38	00:53	Interception	3-3	0:46
SMYR	2nd	S20	00:11	Kickoff	S18	00:00	End of half	1--2	0:11
SMYR	3rd	S50	11:14	Punt	M41	09:53	Downs	4-9	1:21
SMYR	3rd	S03	07:36	Punt	S00	06:55	*SAFETY	2--3	0:41
SMYR	3rd	M48	05:55	Fumble	M00	00:55	*TOUCHDOWN	10-48	5:00#
SMYR	4th	S10	09:34	Punt	M11	02:21	Missed FG	13-79	7:13#

MARY	**1st Qtr**	**2nd Qtr**	**3rd Qtr**	**4th Qtr**	**1st Half**	**2nd Half**	**Total**
Time of possession	05:23	04:16	04:58	04:47	09:39	09:45	19:24
3rd Down Conversions	0/1	1/1	0/3	1/2	1/2	1/5	2/7
Avg Field Position	M39	M44	M29	M04	M41	M24	M31
4th Down Conversions	0/0	0/0	0/0	0/0	0/0	0/0	0/0

SMYR	**1st Qtr**	**2nd Qtr**	**3rd Qtr**	**4th Qtr**	**1st Half**	**2nd Half**	**Total**
Time of possession	06:37	07:44	07:02	07:13	14:21	14:15	28:36
3rd Down Conversions	1/2	2/3	1/3	1/2	3/5	2/5	5/10
Avg Field Position	S14	S27	S35	S10	S19	S28	S23
4th Down Conversions	0/0	0/0	1/2	0/0	0/0	1/2	1/2

Drive Chart (By Quarter)

Team	Drive Started Qtr	Spot	Time	Obtained	Drive Ended Spot	Time	How Lost	Consumed Pl-Yds	TOP
SMYR	1st	S20	12:00	Kickoff	M00	08:36	*TOUCHDOWN	7-80	3:24
MARY	1st	M20	08:36	Kickoff	S47	05:10	Punt	7-33	3:26
SMYR	1st	S02	05:10	Punt	S08	02:59	Punt	3-6	2:11
MARY	1st	S41	02:59	Punt	S00	01:02	*TOUCHDOWN	5-41	1:57#
SMYR	1st	S20	01:02	Kickoff	M00	05:13	*TOUCHDOWN	15-80	7:49#
MARY	2nd	M20	05:13	Kickoff	S00	01:39	*TOUCHDOWN	8-80	3:34#
SMYR	2nd	S35	01:39	Kickoff	S38	00:53	Interception	3-3	0:46
MARY	2nd	S32	00:53	Interception	S00	00:11	*TOUCHDOWN	5-32	0:42#
SMYR	2nd	S20	00:11	Kickoff	S18	00:00	End of half	1--2	0:11
MARY	3rd	M20	12:00	Kickoff	M20	11:14	Punt	3-0	0:46
SMYR	3rd	S50	11:14	Punt	M41	09:53	Downs	4-9	1:21
MARY	3rd	M42	09:53	Downs	M49	07:36	Punt	3-7	2:17
SMYR	3rd	S03	07:36	Punt	S00	06:55	*SAFETY	2--3	0:41
MARY	3rd	M34	06:55	Kickoff	M48	05:55	Fumble	3-14	1:00
SMYR	3rd	M48	05:55	Fumble	M00	00:55	*TOUCHDOWN	10-48	5:00#
MARY	3rd	M20	00:55	Kickoff	S41	09:34	Punt	6-39	3:21
SMYR	4th	S10	09:34	Punt	M11	02:21	Missed FG	13-79	7:13#
MARY	4th	M04	02:21	Missed FG	M25	00:00	End of half	6-21	2:21

Defensive Statistics

Defensive Statistics (Final)
The Automated ScoreBook
Maryville HS vs Smyrna HS (Dec 04, 2010 at Cookeville,Tenn.)

Maryville HS

##	Player	Solo	Ast	Tot	TFL/Yds	FF	FR-Yd	Intc	BrUp	Blkd	Sack/Yds	QH
10	Miller,Jared	6	5	11	1.0/2	.	.	.	.	.	.	.
9	Romberg,Stian	8	2	10	.	.	.	.	.	.	.	.
20	Yoakum,Jay	5	2	7	.	.	.	.	.	.	.	.
54	Wilkinson,Tommy	3	3	6	.	.	.	.	.	.	.	.
17	Curtis,Dalton	5	.	5	.	.	.	.	.	.	.	.
59	Watson,Joseph	3	2	5	2.5/8	.	.	.	.	.	1.0/6	.
29	Johns,Brandon	4	.	4	.	.	.	1-11	.	.	.	.
52	Miranda,Nathan	3	1	4	.	.	.	.	.	.	.	.
70	Spivey,Taylor	2	2	4	0.5/1	.	.	.	.	.	.	.
87	Starritt,Chase	1	.	1	.	.	.	.	.	.	.	.
32	Coode,Nick	.	1	1	.	.	.	.	.	.	.	.
TM	TEAM	.	.	.	.	.	.	.	.	1	.	.

Smyrna HS

##	Player	Solo	Ast	Tot	TFL/Yds	FF	FR-Yd	Intc	BrUp	Blkd	Sack/Yds	QH
17	Hathaway,Brando	5	3	8	.	.	.	.	.	.	.	.
29	Thomas,Jabrel	4	4	8	2.0/10	2	.	.	.	.	1.0/7	.
3	Fleming,Kece	4	1	5	.	.	.	.	.	.	.	.
21	St.Cloud,Demarc	2	3	5	.	.	.	.	.	.	.	.
11	Alignamath,Rand	.	5	5	.	.	.	.	.	.	.	.
77	Blanke,Cruz	2	1	3	.	.	.	.	.	.	.	.
56	Smith,Nate	1	2	3	1.0/1	.	.	.	1	.	.	.
13	Jones,Wayne	1	2	3	.	.	.	.	.	.	.	.
22	Vick,Alex	2	.	2	.	.	1-0	.	1	.	.	.
20	Gaines,Parrish	2	.	2	.	.	.	.	.	.	.	.
34	Hendricks,Derri	1	1	2	.	.	.	.	.	.	.	.
62	Hunt,Dexter	1	.	1	.	.	.	.	.	.	.	.
28	Keese,Rashon	1	.	1	.	.	.	.	.	.	.	.
4	Majors,EJ	.	1	1	.	.	.	.	.	.	.	.
58	Allen,Alex	.	1	1	.	.	.	.	.	.	.	.
8	Malone,T-Ray	.	1	1	.	.	.	.	.	.	.	.
32	Biggs,CJ	.	1	1	.	.	.	.	.	.	.	.

Participation Report

Participation Report (Final)
The Automated ScoreBook
Maryville HS vs Smyrna HS (Dec 04, 2010 at Cookeville,Tenn.)

Maryville HS: 1-Coulter,Brian, 2-West,Jacob, 4-Robinette,Patto, 7-Canfield,Austin, 9-Romberg,Stian, 10-Miller,Jared,
11-Myers,Nick, 17-Curtis,Dalton, 20-Yoakum,Jay, 29-Johns,Brandon, 32-Coode,Nick, 41-Horne,Desmund, 45-Prevo,Shawn,
47-Colquitt,Greg, 52-Miranda,Nathan, 54-Wilkinson,Tommy, 59-Watson,Joseph, 70-Spivey,Taylor, 82-Langley,Clarenc,
87-Starritt,Chase, 92-Sharp,Zach.

Smyrna HS: 2-Thompson,Demari, 3-Fleming,Kece, 4-Majors,EJ, 5-Bryson,Jeremiah, 6-Wilson,Steve, 8-Malone,T-Ray, 11-Alignamath,Rand,
13-Jones,Wayne, 16-Burkett,Marshal, 17-Hathaway,Brando, 20-Gaines,Parrish, 21-St.Cloud,Demarc, 22-Vick,Alex, 28-Keese,Rashon,
29-Thomas,Jabrel, 32-Biggs,CJ, 34-Hendricks,Derri, 56-Smith,Nate, 58-Allen,Alex, 62-Hunt,Dexter, 77-Blanke,Cruz.

Box Score

Box Score (Final)
Maryville HS vs Smyrna HS (Dec 04, 2010 at Cookeville,Tenn.)

Score by Quarters	1	2	3	4	Score	
Maryville HS.....	7	14	2	0	- 23	Record: (14-1)
Smyrna HS.....	7	7	7	0	- 21	Record: (13-2)

Scoring Summary:
1st 08:36 SMYR - Bryson,Jeremiah 37 yd run (Burkett,Marshal kick), 7-80 3:24, MARY 0 - SMYR 7
01:02 MARY - Prevo,Shawn 1 yd run (Sharp,Zach kick), 5-41 1:57, MARY 7 - SMYR 7
2nd 05:13 SMYR - Bryson,Jeremiah 1 yd run (Burkett,Marshal kick), 15-80 7:49, MARY 7 - SMYR 14
01:39 MARY - Prevo,Shawn 10 yd run (Sharp,Zach kick), 8-80 3:34, MARY 14 - SMYR 14
00:11 MARY - Langley,Clarenc 21 yd pass from Robinette,Patto (Sharp,Zach kick), 5-32 0:42, MARY 21 - SMYR 14
3rd 06:55 MARY - Watson,Joseph safety, , MARY 23 - SMYR 14
00:55 SMYR - St.Cloud,Demarc 2 yd run (Burkett,Marshal kick), 10-48 5:00, MARY 23 - SMYR 21

	MARY	SMYR
FIRST DOWNS.....	**15**	**18**
RUSHES-YARDS (NET).....	**38-205**	**49-228**
PASSING YDS (NET).....	**82**	**87**
Passes Att-Comp-Int.....	8-4-0	8-7-1
TOTAL OFFENSE PLAYS-YARDS.....	**46-287**	**57-315**
Fumble Returns-Yards.....	0-0	0-0
Punt Returns-Yards.....	0-0	0-0
Kickoff Returns-Yards.....	1-16	0-0
Interception Returns-Yards....	1-11	0-0
Punts (Number-Avg).....	4-38.8	1-33.0
Fumbles-Lost.....	2-1	1-0
Penalties-Yards.....	5-35	5-25
Possession Time.....	19:24	28:36
Third-Down Conversions.....	2 of 7	5 of 10
Fourth-Down Conversions.....	0 of 0	1 of 2
Red-Zone Scores-Chances.....	3-3	2-3
Sacks By: Number-Yards.....	1-6	1-7

RUSHING: Maryville HS-Prevo,Shawn 19-108; Robinette,Patto 9-53; West,Jacob 5-31; Myers,Nick 3-18; TEAM 2-minus 5. Smyrna HS-Bryson,Jeremiah 25-132; Wilson,Steve 14-70; Thompson,Demari 3-14; Keese,Rashon 4-12; St.Cloud,Demarc 1-2; TEAM 2-minus 2.

PASSING: Maryville HS-Canfield,Austin 1-4-0-15; Robinette,Patto 2-3-0-43; Romberg,Stian 1-1-0-24. Smyrna HS-Wilson,Steve 7-8-1-87.

RECEIVING: Maryville HS-Langley,Clarenc 2-45; Romberg,Stian 2-37. Smyrna HS-Gaines,Parrish 2-46; Bryson,Jeremiah 2-24; Majors,EJ 2-9; Keese,Rashon 1-8.

INTERCEPTIONS: Maryville HS-Johns,Brandon 1-11. Smyrna HS-None.

FUMBLES: Maryville HS-Myers,Nick 1-1; Prevo,Shawn 1-0. Smyrna HS-TEAM 1-0.

Stadium: Tucker Stadium Attendance: 0
Kickoff time: 7:30 End of Game: 9:46 Total elapsed time: 2:46

Officials: Referee: Jim Wright; Umpire: Delane Rice; Linesman: Jon Moree; Line judge: David Viar; Back judge: Jim Woody; Field judge: Tony Kellar ECO; Scorer: Layman/Morris;
Temperature: 41 Wind: Gusty15+ Weather: Damp & Cold

Offensive MVP: Jeremiah Bryson (Smyrna)
Defensive MVP: Joseph Watson (Maryville)

Maryville HS vs Smyrna HS (Dec 04, 2010 at Cookeville,Tenn.)

SACKS (UA-A): Maryville HS-Watson,Joseph 1-0. Smyrna HS-Thomas,Jabrel 1-0.

TACKLES (UA-A): Maryville HS-Miller,Jared 6-5; Romberg,Stian 8-2; Yoakum,Jay 5-2; Wilkinson,Tommy 3-3; Curtis,Dalton 5-0; Watson,Joseph 3-2; Johns,Brandon 4-0; Miranda,Nathan 3-1; Spivey,Taylor 2-2; Starritt,Chase 1-0; Coode,Nick 0-1. Smyrna HS-Hathaway,Brando 5-3; Thomas,Jabrel 4-4; Fleming,Kece 4-1; St.Cloud,Demarc 2-3; Alignamath,Rand 0-5; Blanke,Cruz 2-1; Smith,Nate 1-2; Jones,Wayne 1-2; Gaines,Parrish 2-0; Vick,Alex 2-0; Hendricks,Derri 1-1; Hunt,Dexter 1-0; Keese,Rashon 1-0; Biggs,CJ 0-1; Allen,Alex 0-1; Majors,EJ 0-1; Malone,T-Ray 0-1.

Player participation:

Maryville HS: 1-Coulter,Brian, 2-West,Jacob, 4-Robinette,Patto, 7-Canfield,Austin, 9-Romberg,Stian, 10-Miller,Jared,
11-Myers,Nick, 17-Curtis,Dalton, 20-Yoakum,Jay, 29-Johns,Brandon, 32-Coode,Nick, 41-Horne,Desmund, 45-Prevo,Shawn,
47-Colquitt,Greg, 52-Miranda,Nathan, 54-Wilkinson,Tommy, 59-Watson,Joseph, 70-Spivey,Taylor, 82-Langley,Clarenc,
87-Starritt,Chase, 92-Sharp,Zach.

Smyrna HS: 2-Thompson,Demari, 3-Fleming,Kece, 4-Majors,EJ, 5-Bryson,Jeremiah, 6-Wilson,Steve, 8-Malone,T-Ray, 11-Alignamath,Rand,
13-Jones,Wayne, 16-Burkett,Marshal, 17-Hathaway,Brando, 20-Gaines,Parrish, 21-St.Cloud,Demarc, 22-Vick,Alex, 28-Keese,Rashon,
29-Thomas,Jabrel, 32-Biggs,CJ, 34-Hendricks,Derri, 56-Smith,Nate, 58-Allen,Alex, 62-Hunt,Dexter, 77-Blanke,Cruz.

Play-by-Play Summary (1st Quarter)

```
                Sharp,Zach kickoff 60 yards to the SMYR0, touchback.
      S 1-10 S20   Bryson,Jeremiah rush for 6 yards to the SMYR26 (Starritt,Chase).
      S 2-4  S26   Bryson,Jeremiah rush for 6 yards to the SMYR32, 1ST DOWN SMYR
                   (Johns,Brandon).
      S 1-10 S32   PENALTY MARY Encroachment 5 yards to the SMYR37.
      S 1-5  S37   PENALTY SMYR Encroachment 5 yards to the SMYR32.
      S 1-10 S32   Bryson,Jeremiah rush for 5 yards to the SMYR37 (Romberg,Stian).
      S 2-5  S37   Bryson,Jeremiah rush for 4 yards to the SMYR41 (Curtis,Dalton).
      S 3-1  S41   Keese,Rashon rush for 9 yards to the 50 yardline, 1ST DOWN SMYR
                   (Miller,Jared;Romberg,Stian).
      S 1-10 S50   PENALTY SMYR false start 6 yards to the SMYR44.
      S 1-16 S44   PENALTY SMYR Encroachment 4 yards to the SMYR40.
      S 1-20 S40   Wilson,Steve rush for 23 yards to the MARY37, 1ST DOWN SMYR
                   (Yoakum,Jay).
      S 1-10 M37   Bryson,Jeremiah rush for 37 yards to the MARY0, 1ST DOWN SMYR,
                   TOUCHDOWN, clock 08:36.
                   Burkett,Marshal kick attempt good.

                                  ==========================
                                  MARYVILLE HS 0, SMYRNA HS 7
                                  ==========================

--------------- 7 plays, 80 yards, TOP 03:24 ---------------

                   Burkett,Marshal kickoff 60 yards to the MARY0, touchback.
  M 1-10 M20   MARYVILLE HS drive start at 08:36.
  M 1-10 M20   Robinette,Patto rush for 7 yards to the MARY27
               (Alignamath,Rand;Fleming,Kece).
  M 2-3  M27   West,Jacob rush for 8 yards to the MARY35, 1ST DOWN MARY
               (Hathaway,Brando).
  M 1-10 M35   West,Jacob rush for 3 yards to the MARY38 (Hendricks,Derri).
  M 2-7  M38   Prevo,Shawn rush for 11 yards to the MARY49, 1ST DOWN MARY
               (St.Cloud,Demarc).
  M 1-10 M49   Robinette,Patto pass incomplete to Horne,Desmund.
  M 2-10 M49   Robinette,Patto rush for 3 yards to the SMYR48
               (Alignamath,Rand;Thomas,Jabrel).
  M 3-7  S48   Robinette,Patto rush for 1 yard to the SMYR47 (Alignamath,Rand;Jones,Wayne).
  M 4-6  S47   Colquitt,Greg punt 46 yards to the SMYR1, downed.
--------------- 7 plays, 33 yards, TOP 03:26 ---------------

      S 1-10 S01   SMYRNA HS drive start at 05:10.
      S 1-10 S01   SMYR ball on SMYR2.
      S 1-10 S02   Keese,Rashon rush for 2 yards to the SMYR4 (Miller,Jared).
      S 2-8  S04   Keese,Rashon rush for no gain to the SMYR4 (Watson,Joseph).
      S 3-8  S04   Wilson,Steve pass complete to Majors,EJ for 4 yards to the SMYR8
                   (Johns,Brandon).
      S 4-4  S08   Burkett,Marshal punt 33 yards to the SMYR41, fair catch by
                   Horne,Desmund.
--------------- 3 plays, 6 yards, TOP 02:11 ---------------

  M 1-10 S41   MARYVILLE HS drive start at 02:59.
  M 1-10 S41   Robinette,Patto rush for 6 yards to the SMYR35 (St.Cloud,Demarc).
  M 2-4  S35   Robinette,Patto rush for 13 yards to the SMYR22, 1ST DOWN MARY
               (Fleming,Kece).
  M 1-10 S22   Prevo,Shawn rush for 5 yards to the SMYR17 (Thomas,Jabrel).
  M 2-5  S17   West,Jacob rush for 16 yards to the SMYR1, 1ST DOWN MARY
               (Gaines,Parrish).
  M 1-G  S01   Prevo,Shawn rush for 1 yard to the SMYR0, TOUCHDOWN, clock 01:02.
  M 1-G  S03   PENALTY MARY false start 5 yards to the SMYR8.
               Sharp,Zach kick attempt good.

                                  ==========================
                                  MARYVILLE HS 7, SMYRNA HS 7
                                  ==========================

--------------- 5 plays, 41 yards, TOP 01:57 ---------------
```

```
         Sharp,Zach kickoff 60 yards to the SMYR0, touchback.
S 1-10 S20   SMYRNA HS drive start at 01:02.
S 1-10 S20   Wilson,Steve rush for 2 yards to the SMYR22
             (Watson,Joseph;Miller,Jared).
S 2-8  S22   Wilson,Steve rush for 5 yards to the SMYR27
             (Wilkinson,Tommy;Miller,Jared).

                              ====END OF 1st QUARTER=====
                              MARYVILLE HS 7, SMYRNA HS 7
                              ===========================
```

Play-by-Play Summary (2nd quarter)

S 3-3 S27 Start of 2nd quarter, clock 12:00.
S 3-3 S27 *PENALTY MARY Encroachment 5 yards to the SMYR32,* ***1ST DOWN SMYR****.*
S 1-10 S32 Wilson,Steve sacked for loss of 6 yards to the SMYR26 (Watson,Joseph).
S 2-16 S26 Wilson,Steve pass complete to Bryson,Jeremiah for 18 yards to the SMYR44, **1ST DOWN SMYR** (Coode,Nick;Yoakum,Jay).
S 1-10 S44 *PENALTY SMYR Encroachment 5 yards to the SMYR39.*
S 1-15 S39 Bryson,Jeremiah rush for 14 yards to the MARY47 (Curtis,Dalton).
S 2-1 M47 Thompson,Demari rush for 2 yards to the MARY45, **1ST DOWN SMYR** (Miranda,Nathan).
S 1-10 M45 Wilson,Steve rush for 10 yards to the MARY35, **1ST DOWN SMYR** (Miller,Jared).
S 1-10 M35 Wilson,Steve pass complete to Majors,EJ for 5 yards to the MARY30 (Curtis,Dalton).
S 2-5 M30 Wilson,Steve rush for 1 yard to the MARY29 (Spivey,Taylor).
S 3-4 M29 Wilson,Steve pass complete to Bryson,Jeremiah for 6 yards to the MARY23, **1ST DOWN SMYR** (Yoakum,Jay).
S 1-10 M23 Wilson,Steve rush for 12 yards to the MARY11, **1ST DOWN SMYR** (Yoakum,Jay).
S 1-10 M11 Bryson,Jeremiah rush for 3 yards to the MARY8 (Wilkinson,Tommy).
S 2-7 M08 Bryson,Jeremiah rush for 6 yards to the MARY2 (Johns,Brandon).
S 3-1 M02 Keese,Rashon rush for 1 yard to the MARY1, **1ST DOWN SMYR** (Miller,Jared).
S 1-G M01 Bryson,Jeremiah rush for 1 yard to the MARY0, TOUCHDOWN, clock 05:13.
Burkett,Marshal kick attempt good.

==========
MARYVILLE HS 7, SMYRNA HS 14
==========

---------- 15 plays, 80 yards, TOP 07:49 ----------

Burkett,Marshal kickoff 60 yards to the MARY0, touchback.
M 1-10 M20 MARYVILLE HS drive start at 05:13.
M 1-10 M20 Prevo,Shawn rush for 6 yards to the MARY26 (Hathaway,Brando).
M 2-4 M26 Robinette,Patto rush for 13 yards to the MARY39, **1ST DOWN MARY** (Vick,Alex).
M 1-10 M39 Prevo,Shawn rush for 13 yards to the SMYR48, **1ST DOWN MARY** (Majors,EJ;Alignamath,Rand).
M 1-10 S48 Robinette,Patto rush for 11 yards to the SMYR37, **1ST DOWN MARY** (Alignamath,Rand;Hendricks,Derri).
M 1-10 S37 Robinette,Patto sacked for loss of 7 yards to the SMYR44 (Thomas,Jabrel).
M 2-17 S44 Robinette,Patto pass complete to Romberg,Stian for 22 yards to the SMYR22, **1ST DOWN MARY** (Hathaway,Brando).
M 1-10 S22 Prevo,Shawn rush for 12 yards to the SMYR10, **1ST DOWN MARY** (St.Cloud,Demarc;Jones,Wayne).
M 1-G S10 Prevo,Shawn rush for 10 yards to the SMYR0, TOUCHDOWN, clock 01:39.
Sharp,Zach kick attempt good.

==========
MARYVILLE HS 14, SMYRNA HS 14
==========

---------- 8 plays, 80 yards, TOP 03:34 ----------

Sharp,Zach kickoff 36 yards to the SMYR24, out-of-bounds, SMYR ball on SMYR35.
S 1-10 S35 SMYRNA HS drive start at 01:39.
S 1-10 S35 Wilson,Steve rush for no gain to the SMYR35 (Spivey,Taylor).
S 2-10 S35 Wilson,Steve rush for 3 yards to the SMYR38.
S 3-7 S38 Wilson,Steve pass intercepted by Johns,Brandon at the SMYR43, Johns,Brandon return 11 yards to the SMYR32 (Keese,Rashon).
---------- 3 plays, 3 yards, TOP 00:46 ----------

M 1-10 S32 MARYVILLE HS drive start at 00:53.
M 1-10 S32 Prevo,Shawn rush for 12 yards to the SMYR20, **1ST DOWN MARY** (Hathaway,Brando).
M 1-10 S20 Timeout Maryville HS, clock 00:48.

M 1-10 S20 Prevo,Shawn rush for 5 yards to the SMYR15 (St.Cloud,Demarc;Smith,Nate).
M 2-5 S15 Timeout Maryville HS, clock 00:39.
M 2-5 S15 Robinette,Patto rush for 6 yards to the SMYR9, **1ST DOWN MARY**
(Hathaway,Brando).
M 1-G S09 Prevo,Shawn rush for 3 yards to the SMYR6 (Blanke,Cruz).

M 2-G S06 Timeout Maryville HS, clock 00:22.
M 2-G S06 Robinette,Patto pass complete to Romberg,Stian for 6 yards to the SMYR0,
clock 00:18, *PENALTY MARY pass interference 15 yards to the SMYR21*,
NO PLAY.
M 3-G S21 Robinette,Patto pass complete to Langley,Clarenc for 21 yards to the SMYR0,
TOUCHDOWN, clock 00:11.
Sharp,Zach kick attempt good.

==========
MARYVILLE HS 21, SMYRNA HS 14
==========

---------- 5 plays, 32 yards, TOP 00:42 ----------

Sharp,Zach kickoff 60 yards to the SMYR0, touchback.
S 1-10 S20 SMYRNA HS drive start at 00:11.
S 1-10 S20 TEAM rush for loss of 2 yards to the SMYR18.
S 2-12 S18 End of half, clock 00:00.

=====END OF 2nd QUARTER======
MARYVILLE HS 21, SMYRNA HS 14
==========

Play-by-Play Summary (3rd quarter)

```
      S 2-12 S18   Start of 3rd quarter, clock 12:00.
--------------- 1 plays, minus 2 yards, TOP 00:11 ---------------

                   Burkett,Marshal kickoff 82 yards to the MARY0, touchback.
  M 1-10 M20   MARYVILLE HS drive start at 12:00.
  M 1-10 M20   Prevo,Shawn rush for no gain to the MARY20 (Hunt,Dexter).
  M 2-10 M20   Canfield,Austin pass incomplete to Horne,Desmund.
  M 3-10 M20   Canfield,Austin pass incomplete to Prevo,Shawn (Smith,Nate).
  M 4-10 M20   Colquitt,Greg punt 30 yards to the 50 yardline, downed.
--------------- 3 plays, 0 yards, TOP 00:46 ---------------

      S 1-10 S50   SMYRNA HS drive start at 11:14.
      S 1-10 S50   Wilson,Steve rush for 5 yards to the MARY45 (Romberg,Stian).
      S 2-5  M45   Bryson,Jeremiah rush for loss of 1 yard to the MARY46.
      S 3-6  M46   Bryson,Jeremiah rush for 5 yards to the MARY41 (Miranda,Nathan).
      S 4-1  M41   TEAM rush for loss of 3 yards to the MARY44, fumble by TEAM recovered by
                   SMYR Bryson,Jeremiah at MARY41.
--------------- 4 plays, 9 yards, TOP 01:21 ---------------

  M 1-10 M41   MARYVILLE HS drive start at 09:53.
  M 1-10 M41   MARY ball on MARY42.
  M 1-10 M42   PENALTY MARY false start 5 yards to the MARY37.
  M 1-15 M37   West,Jacob rush for 2 yards to the MARY39 (Fleming,Kece).
  M 2-13 M39   Myers,Nick rush for loss of 1 yard to the MARY38 (Smith,Nate).
  M 3-14 M38   Myers,Nick rush for 11 yards to the MARY49 (Jones,Wayne).
  M 4-3  M49   Colquitt,Greg punt 48 yards to the SMYR3, downed.
--------------- 3 plays, 7 yards, TOP 02:17 ---------------

      S 1-10 S03   SMYRNA HS drive start at 07:36.
      S 1-10 S03   Bryson,Jeremiah rush for loss of 2 yards to the SMYR1 (Miller,Jared).
      S 2-12 S01   Bryson,Jeremiah rush for loss of 1 yard to the SMYR0 (Watson,Joseph),
                   Watson,Joseph safety, clock 06:55.

                                 ============================
                                 MARYVILLE HS 23, SMYRNA HS 14
                                 ============================

--------------- 2 plays, minus 3 yards, TOP 00:41 ---------------

                   Burkett,Marshal kickoff 62 yards to the MARY18, Horne,Desmund return 16
                   yards to the MARY34 (Biggs,CJ;Malone,T-Ray).
  M 1-10 M34   MARYVILLE HS drive start at 06:55.
  M 1-10 M34   Prevo,Shawn rush for 6 yards to the MARY40 (Fleming,Kece).
  M 2-4  M40   Canfield,Austin pass incomplete to Romberg,Stian (Vick,Alex).
  M 3-4  M40   Myers,Nick rush for 4 yards to the MARY44, fumble forced by Thomas,Jabrel,
               fumble by Myers,Nick recovered by SMYR Vick,Alex at MARY48.
--------------- 3 plays, 14 yards, TOP 01:00 ---------------

      S 1-10 M48   SMYRNA HS drive start at 05:55.
      S 1-10 M48   Wilson,Steve rush for 12 yards to the MARY36, 1ST DOWN SMYR
                   (Romberg,Stian).
      S 1-10 M36   Bryson,Jeremiah rush for 4 yards to the MARY32 (Yoakum,Jay).
      S 2-6  M32   Wilson,Steve rush for loss of 2 yards to the MARY34
                   (Watson,Joseph;Spivey,Taylor).
      S 3-8  M34   Wilson,Steve pass complete to Gaines,Parrish for 5 yards to the MARY29
                   (Johns,Brandon).
      S 4-3  M29   Bryson,Jeremiah rush for 8 yards to the MARY21, 1ST DOWN SMYR
                   (Romberg,Stian).
      S 1-10 M21   Wilson,Steve rush for no gain to the MARY21
                   (Yoakum,Jay;Wilkinson,Tommy).
      S 2-10 M21   Bryson,Jeremiah rush for 11 yards to the MARY10, 1ST DOWN SMYR
                   (Romberg,Stian).
      S 1-G  M10   Bryson,Jeremiah rush for 3 yards to the MARY7 (Curtis,Dalton).
      S 2-G  M07   Wilson,Steve rush for 5 yards to the MARY2 (Curtis,Dalton).
      S 3-G  M02   St.Cloud,Demarc rush for 2 yards to the MARY0, TOUCHDOWN, clock 00:55.
                   Burkett,Marshal kick attempt good.

                                 ============================
```

MARYVILLE HS 23, SMYRNA HS 21
==========

---------- 10 plays, 48 yards, TOP 05:00 ----------

Burkett,Marshal kickoff 60 yards to the MARY0, touchback.
M 1-10 M20 MARYVILLE HS drive start at 00:55.
M 1-10 M20 Prevo,Shawn rush for no gain to the MARY20 (Hathaway,Brando;Allen,Alex).
M 2-10 M20 Canfield,Austin pass complete to Romberg,Stian for 15 yards to the MARY35, **1ST DOWN MARY** (Vick,Alex).

=====END OF 3rd QUARTER======
MARYVILLE HS 23, SMYRNA HS 21
==========

Play-by-Play Summary (4th quarter)

```
  M 1-10 M35   Start of 4th quarter, clock 12:00.
  M 1-10 M35   Romberg,Stian pass complete to Langley,Clarenc for 24 yards to the SMYR41,
               1ST DOWN MARY (Gaines,Parrish).
  M 1-10 S41   Prevo,Shawn rush for 2 yards to the SMYR39 (Fleming,Kece).
  M 2-8  S39   West,Jacob rush for 2 yards to the SMYR37 (Smith,Nate;Blanke,Cruz).
  M 3-6  S37   Prevo,Shawn rush for loss of 3 yards to the SMYR40, fumble forced by
               Thomas,Jabrel, fumble by Prevo,Shawn recovered by MARY Prevo,Shawn at
               SMYR41.
  M 4-10 S41   Colquitt,Greg punt 31 yards to the SMYR10, downed.
--------------- 6 plays, 39 yards, TOP 03:21 ---------------

      S 1-10 S10   SMYRNA HS drive start at 09:34.
      S 1-10 S10   Bryson,Jeremiah rush for no gain to the SMYR10 (Wilkinson,Tommy).
      S 2-10 S10   Bryson,Jeremiah rush for 1 yard to the SMYR11
                   (Miller,Jared;Wilkinson,Tommy).
      S 3-9  S11   Timeout Smyrna HS, clock 08:08.
      S 3-9  S11   Wilson,Steve pass complete to Gaines,Parrish for 41 yards to the MARY48,
                   1ST DOWN SMYR (Romberg,Stian).
      S 1-10 M48   Bryson,Jeremiah rush for 5 yards to the MARY43 (Romberg,Stian).
      S 2-5  M43   Bryson,Jeremiah rush for 5 yards to the MARY38, 1ST DOWN SMYR
                   (Miller,Jared).
      S 1-10 M38   Thompson,Demari rush for 5 yards to the MARY33 (Miller,Jared).
      S 2-5  M33   Thompson,Demari rush for 7 yards to the MARY26, 1ST DOWN SMYR
                   (Romberg,Stian).
      S 1-10 M26   Bryson,Jeremiah rush for 3 yards to the MARY23
                   (Miller,Jared;Miranda,Nathan).
      S 2-7  M23   Bryson,Jeremiah rush for 8 yards to the MARY15, 1ST DOWN SMYR
                   (Yoakum,Jay).
      S 1-10 M15   Bryson,Jeremiah rush for no gain to the MARY15 (Miranda,Nathan).
      S 2-10 M15   Wilson,Steve pass complete to Keese,Rashon for 8 yards to the MARY7
                   (Spivey,Taylor;Romberg,Stian).
      S 3-2  M07   Bryson,Jeremiah rush for 1 yard to the MARY6 (Wilkinson,Tommy).
      S 4-1  M06   Timeout Smyrna HS, clock 02:31.
      S 4-1  M06   PENALTY SMYR false start 5 yards to the MARY11.
      S 4-6  M11   Burkett,Marshal field goal attempt from 28 BLOCKED, recovered by MARY
                   Romberg,Stian at MARY4 spot at MARY4, clock 02:21 (blocked by TEAM),
                   Romberg,Stian for no gain to the MARY4.
--------------- 13 plays, 79 yards, TOP 00:00 ---------------

  M 1-10 M04   Prevo,Shawn rush for 12 yards to the MARY16, 1ST DOWN MARY
               (Hathaway,Brando;Thomas,Jabrel).
  M 1-10 M16   Prevo,Shawn rush for 5 yards to the MARY21 (Hathaway,Brando;Thomas,Jabrel).
  M 2-5  M21   Timeout Smyrna HS, clock 01:27.
  M 2-5  M21   Prevo,Shawn rush for 1 yard to the MARY22 (Blanke,Cruz).

  M 3-4  M22   Timeout Maryville HS, clock 00:53.
  M 3-4  M22   Prevo,Shawn rush for 8 yards to the MARY30, 1ST DOWN MARY
               (St.Cloud,Demarc;Thomas,Jabrel).
  M 1-10 M30   Timeout Maryville HS, clock 00:43.
  M 1-10 M30   TEAM rush for loss of 3 yards to the MARY27.
  M 2-13 M27   TEAM rush for loss of 2 yards to the MARY25.
  M 3-15 M25   End of game, clock 00:00.
--------------- 6 plays, 21 yards, TOP 00:00 ---------------

                                    =========FINAL SCORE=========
                                    MARYVILLE HS 23, SMYRNA HS 21
                                    ==============================
```

Play Breakdown Summary

Play Breakdown Summary (Final)
The Automated ScoreBook
Maryville HS vs Smyrna HS (Dec 04, 2010 at Cookeville,Tenn.)

Maryville HS

Down	RUN	PASS	Total
OVERALL.....	37	9	46
1ST DOWN.....	21	3	24
2ND DOWN-SHORT...	1	0	1
2ND DOWN-MIDDLE..	5	1	6
2ND DOWN-LONG....	5	3	8
3RD DOWN-SHORT...	0	0	0
3RD DOWN-MIDDLE..	3	0	3
3RD DOWN-LONG....	2	2	4
4TH DOWN.....	0	0	0

Smyrna HS

Down	RUN	PASS	Total
OVERALL.....	48	9	57
1ST DOWN.....	24	2	26
2ND DOWN-SHORT...	1	0	1
2ND DOWN-MIDDLE..	7	0	7
2ND DOWN-LONG....	9	2	11
3RD DOWN-SHORT...	4	0	4
3RD DOWN-MIDDLE..	1	1	2
3RD DOWN-LONG....	0	4	4
4TH DOWN.....	2	0	2

Maryville HS

Formation	RUN	PASS	Total
.....	37	9	46

Smyrna HS

Formation	RUN	PASS	Total
.....	48	9	57

Play Breakdown

Play Breakdown (Final)
The Automated ScoreBook
Maryville HS vs Smyrna HS (Dec 04, 2010 at Cookeville,Tenn.)

Maryville HS (Sorted by Play type)

1ST DOWN RUN (21 RUN, 3 PASS)

```
1-10 M35 #2    3 [    ]
1-15 M37 #2    2 [    ]
1-10 M20 #4    7 [    ]
1-10 S48 #4   11 [    ]
1-10 S41 #4    6 [    ]
1-10 M34 #45   6 [    ]
1-10 S22 #45   5 [    ]
1-1  S01 #45   1 [    ]
1-10 M20 #45   0 [    ]
1-10 M20 #45   0 [    ]
1-10 S41 #45   2 [    ]
1-9  S09 #45   3 [    ]
1-10 S20 #45   5 [    ]
1-10 S32 #45  12 [    ]
1-10 M04 #45  12 [    ]
1-10 M16 #45   5 [    ]
1-10 M20 #45   6 [    ]
1-10 S10 #45  10 [    ]
1-10 S22 #45  12 [    ]
1-10 M39 #45  13 [    ]
1-10 M30 #TM  -3 [    ]
```

1ST DOWN PASS

```
1-10 M49 #4  to #41     - [     ]
1-10 M35 #9  to #82    24 [     ]
1-10 S37 #4  to #    SACK [     ]
```

2ND-SHORT RUN (1 RUN, 0 PASS)

```
2-3  M27 #2    8 [    ]
```

2ND-SHORT PASS

2ND-MIDDLE RUN (5 RUN, 1 PASS)

```
2-5  S17 #2   16 [    ]
2-4  M26 #4   13 [    ]
2-5  S15 #4    6 [    ]
2-4  S35 #4   13 [    ]
2-5  M21 #45   1 [    ]
```

2ND-MIDDLE PASS

```
2-4  M40 #7  to #9      - [     ]
```

2ND-LONG RUN (5 RUN, 3 PASS)

```
2-13 M39 #11  -1 [    ]
2-8  S39 #2    2 [    ]
2-10 M49 #4    3 [    ]
2-7  M38 #45  11 [    ]
2-13 M27 #TM  -2 [    ]
```

2ND-LONG PASS

```
2-10 M20 #7  to #41     - [     ]
2-10 M20 #7  to #9     15 [     ]
2-17 S44 #4  to #9     22 [     ]
```

3RD-SHORT RUN (0 RUN, 0 PASS)

3RD-SHORT PASS

3RD-MIDDLE RUN (3 RUN, 0 PASS)
3-4 M40 #11 4 [ ]
3-6 S37 #45 -3 [ ]
3-4 M22 #45 8 [ ]

3RD-MIDDLE PASS

3RD-LONG RUN (2 RUN, 2 PASS)
3-14 M38 #11 11 [ ]
3-7 S48 #4 1 [ ]

3RD-LONG PASS
3-10 M20 #7 to #45 - [ ]
3-21 S21 #4 to #82 21 [ ]

4TH DOWN RUN (0 RUN, 0 PASS)

4TH DOWN PASS

Play Breakdown

Play Breakdown (Final)
The Automated ScoreBook
Maryville HS vs Smyrna HS (Dec 04, 2010 at Cookeville,Tenn.)

Smyrna HS (Sorted by Play type)

1ST DOWN RUN (24 RUN, 2 PASS)
1-10 M38 #2 5 [ ]
1-10 S02 #28 2 [ ]
1-10 S20 #5 6 [ ]
1-10 S03 #5 -2 [ ]
1-10 M36 #5 4 [ ]
1-10 S32 #5 5 [ ]
1-1 M01 #5 1 [ ]
1-10 M10 #5 3 [ ]
1-10 M37 #5 37 [ ]
1-10 M15 #5 0 [ ]
1-10 M26 #5 3 [ ]
1-10 M11 #5 3 [ ]
1-15 S39 #5 14 [ ]
1-10 M48 #5 5 [ ]
1-10 S10 #5 0 [ ]
1-10 S35 #6 0 [ ]
1-10 M45 #6 10 [ ]
1-10 M48 #6 12 [ ]
1-10 M23 #6 12 [ ]
1-10 M21 #6 0 [ ]
1-10 S20 #6 2 [ ]
1-10 S50 #6 5 [ ]
1-20 S40 #6 23 [ ]
1-10 S20 #TM -2 [ ]

1ST DOWN PASS
1-10 M35 #6 to #4 5 [ ]
1-10 S32 #6 to # SACK [ ]

2ND-SHORT RUN (1 RUN, 0 PASS)
2-1 M47 #2 2 [ ]

2ND-SHORT PASS

2ND-MIDDLE RUN (7 RUN, 0 PASS)
2-5 M33 #2 7 [ ]
2-4 S26 #5 6 [ ]
2-5 S37 #5 4 [ ]
2-5 M45 #5 -1 [ ]
2-5 M43 #5 5 [ ]
2-5 M30 #6 1 [ ]
2-6 M32 #6 -2 [ ]

2ND-MIDDLE PASS

2ND-LONG RUN (9 RUN, 2 PASS)
2-8 S04 #28 0 [ ]
2-12 S01 #5 -1 [ ]
2-10 M21 #5 11 [ ]
2-7 M08 #5 6 [ ]
2-7 M23 #5 8 [ ]
2-10 S10 #5 1 [ ]
2-10 S35 #6 3 [ ]
2-8 S22 #6 5 [ ]
2-7 M07 #6 5 [ ]

2ND-LONG PASS
2-10 M15 #6 to #28 8 [ ]
2-16 S26 #6 to #5 18 [ ]

3RD-SHORT RUN (4 RUN, 0 PASS)

3-2	M02 #21	2	[ ]
3-1	M02 #28	1	[ ]
3-1	S41 #28	9	[ ]
3-2	M07 #5	1	[ ]

3RD-SHORT PASS

3RD-MIDDLE RUN (1 RUN, 1 PASS)

3-6	M46 #5	5	[ ]

3RD-MIDDLE PASS

3-4	M29 #6	to #5	6	[ ]

3RD-LONG RUN (0 RUN, 4 PASS)

3RD-LONG PASS

3-8	M34 #6	to #20	5	[ ]
3-9	S11 #6	to #20	41	[ ]
3-7	S38 #6	to #29	INT	[ ]
3-8	S04 #6	to #4	4	[ ]

4TH DOWN RUN (2 RUN, 0 PASS)

4-3	M29 #5	8	[ ]
4-1	M41 #TM	-3	[ ]

4TH DOWN PASS

2009 Class 6A Football Playoffs

November 6 - December 5, 2009

First Round

#1	Sevier Co. (10-0)	34
	Game 101 Fri. Nov. 6 7 PM	
#8	Bearden (8-2)	35
#4	Ooltewah (9-1)	7
	Game 102 Fri. Nov. 6 7 PM	
#5	Farragut (8-2)	24
#3	McMinn Co. (8-2)	12
	Game 103 Fri. Nov. 6 7 PM	
#6	Oak Ridge (7-3)	7
#7	Dobyns Bennett (5-5)	0
	Game 104 Fri. Nov. 6 7 PM	
#2	Maryville (9-1)	41
#1	Blackman (9-1)	28
	Game 105 Fri. Nov. 6 7 PM	
#8	McGavock (6-4)	20
#4	Riverdale (8-2)	48
	Game 106 Fri. Nov. 6 7 PM	
#5	Coffee Co. (3-7)	0
#3	Mt. Juliet (9-1)	14
	Game 107 Fri. Nov. 6 7 PM	
#6	Oakland (8-2)	19
#7	Franklin Co. (4-6)	11
	Game 108 Fri. Nov. 6 7 PM	
#2	Cookeville (7-3)	21
#1	Arlington (10-0)	16
	Game 109 Fri. Nov. 6 7 PM	
#8	Independence (6-4)	23
#4	Franklin (8-2)	34
	Game 110 Fri. Nov. 6 7 PM	
#5	Nashville Overton (8-2)	14
#3	Hunters Lane (8-2)	7
	Game 111 Fri. Nov. 6 7 PM	
#6	Dickson Co. (6-4)	28
#7	Rossview (6-4)	7
	Game 112 Fri. Nov. 6 7 PM	
#2	Brentwood (8-2)	35
#1	Germantown (9-1)	7
	Game 113 Fri. Nov. 6 7 PM	
#7	Whitehaven (8-2)	28
#5	Millington (5-5)	17
	Game 114 Fri. Nov. 6 7 PM	
#4	Wooddale (8-2)	19
#3	Brighton (8-2)	21
	Game 115 Fri. Nov. 6 7 PM	
#6	Kirby (5-5)	49
#8	Cordova (6-4)	7
	Game 116 Fri. Nov. 6 7 PM	
#2	White Station (8-2)	42

Second Round

Bearden	3	
	Game 201 Fri. Nov. 13 7 PM	
Farragut	10	
McMinn Co.	20	
	Game 202 Fri. Nov. 13 7 PM	
Maryville	28	
Blackman	7	
	Game 203 Fri. Nov. 13 7 PM	
Riverdale	31	
Oakland	42	
	Game 204 Fri. Nov. 13 7 PM	
Cookeville	0	
Independence	0	
	Game 205 Fri. Nov. 13 7 PM	
Franklin	27	
Dickson Co.	0	
	Game 206 Fri. Nov. 13 7 PM	
Brentwood	31	
Whitehaven	14	
	Game 207 Fri. Nov. 13 7 PM	
Wooddale	13	
Kirby	13	
	Game 208 Fri. Nov. 13 7 PM	
White Station	38	

Quarterfinals

Farragut	14	
	Game 301 Fri. Nov. 20 7 PM	
Maryville	35	
Riverdale	14	
	Game 302 Fri. Nov. 20 7 PM	
Oakland	7	
Franklin	20	
	Game 303 Fri. Nov. 20 7 PM	
Brentwood	21	
Whitehaven	16	
	Game 304 Fri. Nov. 20 7 PM	
White Station	21	

Semifinals

Maryville	42	
	Game 401 Fri. Nov. 27 7 PM	
Riverdale	30	
Brentwood	27	
	Game 402 Fri. Nov. 27 7 PM	
White Station	31	

Championship

Maryville	27	
	Game 501 Sat. Dec. 5 7 PM BlueCross Bowl @ TN Tech	
White Station	37	

White Station

STATE CHAMPION

Notes:

2009 TSSAA BlueCross Bowl
Division I Class 6A Championship Game
White Station H.S. vs Maryville H.S. (Dec 05, 2009)

Scoring Summary

Scoring Summary (Final)
The Automated ScoreBook
White Station H.S. vs Maryville H.S. (Dec 05, 2009 at Cookeville, Tenn.)
White Station H.S. (13-2) vs. Maryville H.S. (13-2)
Date: Dec 05, 2009 Site: Cookeville, Tenn. Stadium: Tucker Stadium Attendance:

Score by Quarters	1	2	3	4	Score
White Station H.S.	6	10	7	14	37
Maryville H.S.	7	0	6	14	27

SCORING SUMMARY			WHITE -MARYVILL
1st 02:36	WHITE	Hayes,Anthony 8 yd run (McCarthy,Patric kick failed)	
		10 plays, 64 yards, TOP 3:27	6 - 0
00:09	MARYVILL	Juhlin,Philip 19 yd run (Sharp,Zach kick)	
		6 plays, 66 yards, TOP 2:27	6 - 7
2nd 02:30	WHITE	Burton,Julian 60 yd run (McCarthy,Patric kick)	
		1 play, 60 yards, TOP 0:14	13 - 7
00:02	WHITE	McCarthy,Patric 32 yd field goal	
		4 plays, 14 yards, TOP 0:35	16 - 7
3rd 01:35	WHITE	Burton,Julian 1 yd run (McCarthy,Patric kick)	
		12 plays, 48 yards, TOP 5:03	23 - 7
00:00	MARYVILL	Juhlin,Philip 7 yd run (Juhlin,Philip pass failed)	
		6 plays, 69 yards, TOP 1:35	23 - 13
4th 11:45	WHITE	Burton,Julian 85 yd run (McCarthy,Patric kick)	
		1 play, 80 yards, TOP 0:15	30 - 13
09:45	MARYVILL	Juhlin,Philip 4 yd run (Sharp,Zach kick)	
		8 plays, 71 yards, TOP 1:55	30 - 20
08:26	WHITE	Burton,Julian 21 yd run (McCarthy,Patric kick)	
		4 plays, 45 yards, TOP 1:19	37 - 20
02:11	MARYVILL	Horne,Desmund 40 yd pass from Juhlin,Philip (Sharp,Zach kick)	
		4 plays, 62 yards, TOP 1:26	37 - 27

Kickoff time: 7:07 pm ? End of Game: 9:56 ? Total elapsed time: 2:49
Referee: Jeremy Parker ? Umpire: Gary Messer ? Linesman: Danny Beeler ? Line judge: Eddie Golden ? Back judge: A. Thomas ? Field judge: ECO M. Hule ? Scorer: Layman/Abati ?
Temperature: 29 ? Wind: Calm ? Weather: Clear and Cold
Offensive MVP: #4 Julian Burton (White Station)
Defensive MVP: #4 Julian Burton (White Station)

Team Statistics

Team Statistics (Final)
The Automated ScoreBook
White Station H.S. vs Maryville H.S. (Dec 05, 2009 at Cookeville, Tenn.)

Team Totals	WHITE	MARYVILL
FIRST DOWNS	19	21
Rushing	14	7
Passing	5	14
Penalty	0	0
NET YARDS RUSHING	390	155
Rushing Attempts	54	24
Average Per Rush	7.2	6.5
Rushing Touchdowns	5	3
Yards Gained Rushing	432	159
Yards Lost Rushing	42	4
NET YARDS PASSING	80	297
Completions-Attempts-Int	8-16-1	20-33-2
Average Per Attempt	5.0	9.0
Average Per Completion	10.0	14.9
Passing Touchdowns	0	1
TOTAL OFFENSE YARDS	470	452
Total offense plays	70	57
Average Gain Per Play	6.7	7.9
Fumbles: Number-Lost	1-0	1-1
Penalties: Number-Yards	11-83	3-15
PUNTS-YARDS	2-84	3-85
Average Yards Per Punt	42.0	28.3
Net Yards Per Punt	42.0	18.0
Inside 20	2	0
50+ Yards	0	0
Touchbacks	0	0
Fair catch	0	1
KICKOFFS-YARDS	7-303	4-200
Average Yards Per Kickoff	43.3	50.0
Net Yards Per Kickoff	29.1	31.0
Touchbacks	0	2
Punt returns: Number-Yards-TD	1-31-0	0-0-0
Average Per Return	31.0	0.0
Kickoff returns: Number-Yds-TD	1-36-0	6-99-0
Average Per Return	36.0	16.5
Interceptions: Number-Yds-TD	2-60-0	1-19-0
Fumble Returns: Number-Yds-TD	1-46-0	0-0-0
Miscellaneous Yards	0	0
Possession Time	28:55	19:05
1st Quarter	5:32	6:28
2nd Quarter	8:22	3:38
3rd Quarter	8:46	3:14
4th Quarter	6:15	5:45
Third-Down Conversions	8 of 16	5 of 8
Fourth-Down Conversions	3 of 4	0 of 1
Red-Zone Scores-Chances	4-5	3-3
Sacks By: Number-Yards	0-0	1-10
PAT Kicks	4-5	3-3
Field Goals	1-3	0-0

Individual Statistics

Individual Statistics (Final)

White Station H.S. vs Maryville H.S. (Dec 05, 2009 at Cookeville, Tenn.)

White Station H.S.

RUSHING	No.	Gain	Loss	Net	TD	Lg	Avg.
Burton,Julian	18	279	6	273	4	85	15.2
Hayes,Anthony	24	110	36	74	1	29	3.1
Cheatham,Antoni	8	31	0	31	0	7	3.9
Ross,Adrian	2	7	0	7	0	5	3.5
Nickelberry,Tor	1	3	0	3	0	3	3.0
Stephenson,Chri	1	2	0	2	0	4	2.0
Totals...	54	432	42	390	5	85	7.2

PASSING	Cmp-Att-Int	Yds	TD	Long	Sack
Hayes,Anthony	8-16-1	80	0	22	1
Totals...	8-16-1	80	0	22	1

RECEIVING	No.	Yds	TD	Lg
Burton,Julian	3	12	0	7
Cheatham,Antoni	2	25	0	22
Christopher,Cts	2	23	0	18
Ross,Adrian	1	20	0	20
Totals...	8	80	0	22

PUNTING	No.	Yds	Avg	Long	In20	TB
Burton,Julian	2	84	42.0	49	2	0
Totals...	2	84	42.0	49	2	0

	Punts			Kickoffs			Intercept		
ALL RETURNS	No	Yds	Lg	No	Yds	Lg	No	Yds	Lg
Burton,Julian	1	31	31	1	36	36	1	41	41
Thompson,Jerry	0	0	0	0	0	0	1	19	19
Totals...	1	31	31	1	36	36	2	60	41

ALL PURPOSE	Rush	Rcv	KR	PR	IR	Total
Burton,Julian	273	12	36	31	41	393
Hayes,Anthony	74	0	0	0	0	74
Cheatham,Antoni	31	25	0	0	0	56
Ross,Adrian	7	20	0	0	0	27
Christopher,Cts	0	23	0	0	0	23
Thompson,Jerry	0	0	0	0	19	19
Nickelberry,Tor	3	0	0	0	0	3
Stephenson,Chri	2	0	0	0	0	2
Totals...	390	80	36	31	60	597

FIELD GOAL ATTEMPTS

McCarthy,Patric 1st 08:27 47 yards Missed
McCarthy,Patric 2nd 04:27 36 yards Missed
McCarthy,Patric 2nd 00:02 32 yards Good

KICKOFFS	No.	Yds	TB	OB	Avg.
McCarthy,Patric	7	303	0	0	43.3

Maryville H.S.

RUSHING	No.	Gain	Loss	Net	TD	Lg	Avg.
Jones,Buddy	10	81	0	81	0	15	8.1
Juhlin,Philip	11	70	4	66	3	19	6.0
West,Jacob	3	8	0	8	0	4	2.7
Totals...	24	159	4	155	3	19	6.5

PASSING	Cmp-Att-Int	Yds	TD	Long	Sack
Juhlin,Philip	19-32-2	282	1	40	0
Harris,Kody	1-1-0	15	0	15	0
Totals...	20-33-2	297	1	40	0

RECEIVING	No.	Yds	TD	Lg
Romberg,Stian	6	56	0	13
Horne,Desmund	3	75	1	40
Hendrix,Matt	3	33	0	16
Harris,Kody	3	19	0	12
Langley,Clarenc	2	52	0	32
Jones,Buddy	2	47	0	31
Juhlin,Philip	1	15	0	15
Totals...	20	297	1	40

PUNTING	No.	Yds	Avg	Long	In20	TB
Bustin,Ross	2	53	26.5	27	0	0
Colquitt,Greg	1	32	32.0	32	0	0
Totals...	3	85	28.3	32	0	0

	Punts			Kickoffs			Intercept		
ALL RETURNS	No	Yds	Lg	No	Yds	Lg	No	Yds	Lg
Harris,Kody	0	0	0	2	46	25	0	0	0
Curtis,Dalton	0	0	0	1	9	9	0	0	0
Bristol,Lee	0	0	0	0	0	0	1	19	19
West,Jacob	0	0	0	3	44	17	0	0	0
Totals...	0	0	0	6	99	25	1	19	19

ALL PURPOSE	Rush	Rcv	KR	PR	IR	Total
Jones,Buddy	81	47	0	0	0	128
Juhlin,Philip	66	15	0	0	0	81
Horne,Desmund	0	75	0	0	0	75
Harris,Kody	0	19	46	0	0	65
Romberg,Stian	0	56	0	0	0	56
Langley,Clarenc	0	52	0	0	0	52
West,Jacob	8	0	44	0	0	52
Hendrix,Matt	0	33	0	0	0	33
Bristol,Lee	0	0	0	0	19	19
Curtis,Dalton	0	0	9	0	0	9
Totals...	155	297	99	0	19	570

FIELD GOAL ATTEMPTS

KICKOFFS	No.	Yds	TB	OB	Avg.
Sharp,Zach	4	200	2	1	50.0

FUMBLES: White Station H.S.-Stephenson,Chri 1-0. Maryville H.S.-Bristol,Lee 1-1.

Drive Chart

Drive Chart (Final)
The Automated ScoreBook
White Station H.S. vs Maryville H.S. (Dec 05, 2009 at Cookeville, Tenn.)

	Drive Started				Drive Ended			Consumed		
Team	Qtr	Spot	Time	Obtained	Spot	Time	How Lost	Pl-Yds	TOP	RZ
WHITE	1st	M34	10:23	Punt	M30	08:27	Missed FG	4-4	1:56	
WHITE	1st	W36	06:03	Downs	M00	02:36	* TOUCHDOWN	10-64	3:27	#
WHITE	1st	W20	00:09	Kickoff	M46	06:00	Interception	14-34	6:09	
WHITE	2nd	M16	06:00	Fumble	M20	04:27	Missed FG	4--4	1:33	#
WHITE	2nd	W40	02:44	Punt	M00	02:30	* TOUCHDOWN	1-60	0:14	
WHITE	2nd	M29	00:37	Interception	M15	00:02	* FIELD GOAL	4-14	0:35	#
WHITE	3rd	W37	12:00	Kickoff	M38	08:17	Punt	8-25	3:43	
WHITE	3rd	M48	06:38	Punt	M00	01:35	* TOUCHDOWN	12-48	5:03	#
WHITE	4th	W20	12:00	Kickoff	M00	11:45	* TOUCHDOWN	1-80	0:15	
WHITE	4th	M45	09:45	Kickoff	M00	08:26	* TOUCHDOWN	4-45	1:19	#
WHITE	4th	W34	07:17	Interception	M38	03:37	Downs	8-28	3:40	
WHITE	4th	W44	02:11	Kickoff	W43	01:10	Punt	3--1	1:01	
MARYVILL	1st	M30	12:00	Kickoff	M38	10:23	Punt	2-8	1:37	
MARYVILL	1st	M20	08:27	Missed FG	W35	06:03	Downs	8-45	2:24	
MARYVILL	1st	M34	02:36	Kickoff	W00	00:09	* TOUCHDOWN	6-66	2:27	#
MARYVILL	2nd	W48	00:00	Interception	W48	06:00	Fumble	0-0	0:00	
MARYVILL	2nd	M20	04:27	Missed FG	M28	02:44	Punt	3-8	1:43	
MARYVILL	2nd	M27	02:30	Kickoff	W49	00:37	Interception	7-24	1:53	
MARYVILL	2nd	M35	00:02	Kickoff	M41	00:00	End of half	1-6	0:02	
MARYVILL	3rd	M03	08:17	Punt	M22	06:38	Punt	4-19	1:39	
MARYVILL	3rd	M31	01:35	Kickoff	W00	00:00	* TOUCHDOWN	6-69	1:35	#
MARYVILL	4th	M29	11:40	Kickoff	W00	09:45	* TOUCHDOWN	8-71	1:55	#
MARYVILL	4th	M30	08:26	Kickoff	W45	07:17	Interception	3-25	1:09	
MARYVILL	4th	M38	03:37	Downs	W00	02:11	* TOUCHDOWN	4-62	1:26	
MARYVILL	4th	M08	01:10	Punt	M47	00:00	End of half	5-39	1:10	

White Station H.S.	1st Qtr	2nd Qtr	3rd Qtr	4th Qtr	1st Half	2nd Half	Total
Time of possession	05:32	08:22	08:46	06:15	13:54	15:01	28:55
3rd Down Conversions	2/3	1/4	3/5	2/4	3/7	5/9	8/16
Average field position	W40	M35	W44	W38	M48	W40	W46
4th Down Conversions	0/0	2/2	1/1	0/1	2/2	1/2	3/4

Maryville H.S.	1st Qtr	2nd Qtr	3rd Qtr	4th Qtr	1st Half	2nd Half	Total
Time of possession	06:28	03:38	03:14	05:45	10:06	08:59	19:05
3rd Down Conversions	1/2	1/2	1/2	2/2	2/4	3/4	5/8
Average field position	M28	M27	M17	M26	M27	M23	M25
4th Down Conversions	0/1	0/0	0/0	0/0	0/1	0/0	0/1

Drive Chart (By Quarter)

		Drive Started			Drive Ended			Consumed		
Team	Qtr	Spot	Time	Obtained	Spot	Time	How Lost	Pl-Yds	TOP	RZ
MARYVILL	1st	M30	12:00	Kickoff	M38	10:23	Punt	2-8	1:37	
WHITE	1st	M34	10:23	Punt	M30	08:27	Missed FG	4-4	1:56	
MARYVILL	1st	M20	08:27	Missed FG	W35	06:03	Downs	8-45	2:24	
WHITE	1st	W36	06:03	Downs	M00	02:36	* TOUCHDOWN	10-64	3:27	#
MARYVILL	1st	M34	02:36	Kickoff	W00	00:09	* TOUCHDOWN	6-66	2:27	#
WHITE	1st	W20	00:09	Kickoff	M46	06:00	Interception	14-34	6:09	
MARYVILL	2nd	W48	00:00	Interception	W48	06:00	Fumble	0-0	0:00	
WHITE	2nd	M16	06:00	Fumble	M20	04:27	Missed FG	4--4	1:33	#
MARYVILL	2nd	M20	04:27	Missed FG	M28	02:44	Punt	3-8	1:43	
WHITE	2nd	W40	02:44	Punt	M00	02:30	* TOUCHDOWN	1-60	0:14	
MARYVILL	2nd	M27	02:30	Kickoff	W49	00:37	Interception	7-24	1:53	
WHITE	2nd	M29	00:37	Interception	M15	00:02	* FIELD GOAL	4-14	0:35	#
MARYVILL	2nd	M35	00:02	Kickoff	M41	00:00	End of half	1-6	0:02	
WHITE	3rd	W37	12:00	Kickoff	M38	08:17	Punt	8-25	3:43	
MARYVILL	3rd	M03	08:17	Punt	M22	06:38	Punt	4-19	1:39	
WHITE	3rd	M48	06:38	Punt	M00	01:35	* TOUCHDOWN	12-48	5:03	#
MARYVILL	3rd	M31	01:35	Kickoff	W00	00:00	* TOUCHDOWN	6-69	1:35	#
WHITE	4th	W20	12:00	Kickoff	M00	11:45	* TOUCHDOWN	1-80	0:15	
MARYVILL	4th	M29	11:40	Kickoff	W00	09:45	* TOUCHDOWN	8-71	1:55	#
WHITE	4th	M45	09:45	Kickoff	M00	08:26	* TOUCHDOWN	4-45	1:19	#
MARYVILL	4th	M30	08:26	Kickoff	W45	07:17	Interception	3-25	1:09	
WHITE	4th	W34	07:17	Interception	M38	03:37	Downs	8-28	3:40	
MARYVILL	4th	M38	03:37	Downs	W00	02:11	* TOUCHDOWN	4-62	1:26	
WHITE	4th	W44	02:11	Kickoff	W43	01:10	Punt	3--1	1:01	
MARYVILL	4th	M08	01:10	Punt	M47	00:00	End of half	5-39	1:10	

Defensive Statistics

Defensive Statistics (Final)
The Automated ScoreBook
White Station H.S. vs Maryville H.S. (Dec 05, 2009 at Cookeville, Tenn.)

##	White Station H.S.	Solo	Ast	Total	TFL/Yds	FF	FR-Yds	Int-Yds	BrUp	Blkd	Sack/Yds	QBH
9	Matthews,Anthon	7	2	9	.	.	.	.	1	.	.	.
45	Stephenson,Chri	4	4	8	.	.	.	.	.	.	.	.
7	Hailstock,Chace	4	2	6	1.0/1	.	.	.	1	.	.	.
6	Thompson, Aric	5	.	5	.	.	.	.	.	.	.	.
14	Thompson,Jerry	2	3	5	.	.	.	1-19	.	.	.	.
12	Thompson,Barron	2	3	5	.	.	.	.	1	.	.	.
16	Watkins,Rajhan	3	.	3	.	.	.	.	2	.	.	.
32	Lee,Robert	2	1	3	1.0/3	.	.	.	.	.	.	.
33	Buckley,Darius	1	2	3	.	.	.	.	.	.	.	.
44	Harvey,Fred	2	.	2	.	.	.	.	.	.	.	.
4	Burton,Julian	2	.	2	.	1	.	1-41	1	.	.	.
5	Benton,Quartez	1	1	2	.	.	.	.	.	.	.	.
60	Richmond,Daniel	1	.	1	.	.	.	.	.	.	.	.
8	Christopher,Cts	.	1	1	.	.	1-46	.	.	.	.	.
22	Westbrook,Chris	.	1	1	.	.	.	.	.	.	.	.

##	Maryville H.S.	Solo	Ast	Total	TFL/Yds	FF	FR-Yds	Int-Yds	BrUp	Blkd	Sack/Yds	QBH
2	West,Jacob	8	2	10	1.5/4	.	.	.	.	.	.	.
37	McGill,Angus	4	5	9	0.5/5	.	.	.	.	.	1/5	.
10	Miller,Jared	4	5	9	1.5/2	.	.	.	.	.	.	.
9	Romberg,Stian	4	3	7	.	.	.	.	2	.	.	.
4	Harris,Kody	6	.	6	.	.	.	.	.	.	.	.
81	Moore,Kaleb	4	2	6	1.0/22	1	.	.	.	.	.	1
74	Hood,Drew	2	2	4	0.5/1	.	.	.	.	.	.	.
72	McCoy,Dane	3	.	3	.	.	.	.	.	.	.	.
54	Wilkinson,Tommy	1	2	3	.	.	.	.	.	.	.	.
55	Quinn,Bobby	1	1	2	.	.	.	.	.	.	.	.
17	Curtis,Dalton	1	1	2	1.5/3	.	.	.	.	.	.	.
52	Miranda,Nathan	.	2	2	0.5/5	.	.	.	.	.	1/5	.
53	Owsley,Tevin	1	.	1	.	.	.	.	.	.	.	.
41	Horne,Desmund	1	.	1	.	.	.	.	.	.	.	.
7	Canfield,Austin	1	.	1	.	.	.	.	.	.	.	.
19	Hendrix,Matt	1	.	1	.	.	.	.	.	.	.	.
3	Bristol,Lee	1	.	1	.	.	.	1-19	.	.	.	.
60	Locke,Jeremy	.	1	1	.	.	.	.	.	.	.	.

Participation Report

Participation Report (Final)
The Automated ScoreBook
White Station H.S. vs Maryville H.S. (Dec 05, 2009 at Cookeville, Tenn.)

White Station H.S.: 1-Cheatham,Antoni, 2-Ross,Adrian, 4-Burton,Julian, 5-Benton,Quartez, 6-Thompson, Aric, 7-Hailstock,Chace, 8-Christopher,Cts, 9-Matthews,Anthon, 11-Hayes,Anthony, 12-Thompson,Barron, 14-Thompson,Jerry, 16-Watkins,Rajhan, 19-McCarthy,Patric, 20-Nickelberry,Tor, 22-Westbrook,Chris, 32-Lee,Robert, 33-Buckley,Darius, 35-Worley,Brandon, 44-Harvey,Fred, 45-Stephenson,Chri, 60-Richmond,Daniel.

Maryville H.S.: 2-West,Jacob, 3-Bristol,Lee, 4-Harris,Kody, 7-Canfield,Austin, 9-Romberg,Stian, 10-Miller,Jared, 15-Juhlin,Philip, 17-Curtis,Dalton, 19-Hendrix,Matt, 25-Jones,Buddy, 37-McGill,Angus, 39-Bustin,Ross, 41-Horne,Desmund, 47-Colquitt,Greg, 52-Miranda,Nathan, 53-Owsley,Tevin, 54-Wilkinson,Tommy, 55-Quinn,Bobby, 60-Locke,Jeremy, 72-McCoy,Dane, 74-Hood,Drew, 81-Moore,Kaleb, 82-Langley,Clarenc, 92-Sharp,Zach.

Box Score

Box Score (Final)
White Station H.S. vs Maryville H.S. (Dec 05, 2009 at Cookeville, Tenn.)

Score by Quarters	1	2	3	4	Score	
White Station H.S...	6	10	7	14	- 37	Record: (13-2)
Maryville H.S.....	7	0	6	14	- 27	Record: (13-2)

Scoring Summary:

1st 02:36 WHITE - Hayes,Anthony 8 yd run (McCarthy,Patric kick failed), 10-64 3:27, WHITE 6 - MARYVILL 0
00:09 MARYVILL - Juhlin,Philip 19 yd run (Sharp,Zach kick), 6-66 2:27, WHITE 6 - MARYVILL 7
2nd 02:30 WHITE - Burton,Julian 60 yd run (McCarthy,Patric kick), 1-60 0:14, WHITE 13 - MARYVILL 7
00:02 WHITE - McCarthy,Patric 32 yd field goal, 4-14 0:35, WHITE 16 - MARYVILL 7
3rd 01:35 WHITE - Burton,Julian 1 yd run (McCarthy,Patric kick), 12-48 5:03, WHITE 23 - MARYVILL 7
00:00 MARYVILL - Juhlin,Philip 7 yd run (Juhlin,Philip pass failed), 6-69 1:35, WHITE 23 - MARYVILL 13
4th 11:45 WHITE - Burton,Julian 85 yd run (McCarthy,Patric kick), 1-80 0:15, WHITE 30 - MARYVILL 13
09:45 MARYVILL - Juhlin,Philip 4 yd run (Sharp,Zach kick), 8-71 1:55, WHITE 30 - MARYVILL 20
08:26 WHITE - Burton,Julian 21 yd run (McCarthy,Patric kick), 4-45 1:19, WHITE 37 - MARYVILL 20
02:11 MARYVILL - Horne,Desmund 40 yd pass from Juhlin,Philip (Sharp,Zach kick), 4-62 1:26, WHITE 37 - MARYVILL 27

	WHITE	MARYVILL
FIRST DOWNS.....	**19**	**21**
RUSHES-YARDS (NET).....	**54-390**	**24-155**
PASSING YDS (NET).....	**80**	**297**
Passes Att-Comp-Int.....	16-8-1	33-20-2
TOTAL OFFENSE PLAYS-YARDS.....	**70-470**	**57-452**
Fumble Returns-Yards.....	1-46	0-0
Punt Returns-Yards.....	1-31	0-0
Kickoff Returns-Yards.....	1-36	6-99
Interception Returns-Yards....	2-60	1-19
Punts (Number-Avg).....	2-42.0	3-28.3
Fumbles-Lost.....	1-0	1-1
Penalties-Yards.....	11-83	3-15
Possession Time.....	28:55	19:05
Third-Down Conversions.....	8 of 16	5 of 8
Fourth-Down Conversions.....	3 of 4	0 of 1
Red-Zone Scores-Chances.....	4-5	3-3
Sacks By: Number-Yards.....	0-0	1-10

RUSHING: White Station H.S.-Burton,Julian 18-273; Hayes,Anthony 24-74; Cheatham,Antoni 8-31; Ross,Adrian 2-7; Nickelberry,Tor 1-3; Stephenson,Chri 1-2. Maryville H.S.-Jones,Buddy 10-81; Juhlin,Philip 11-66; West,Jacob 3-8.

PASSING: White Station H.S.-Hayes,Anthony 8-16-1-80. Maryville H.S.-Juhlin,Philip 19-32-2-282; Harris,Kody 1-1-0-15.

RECEIVING: White Station H.S.-Burton,Julian 3-12; Cheatham,Antoni 2-25; Christopher,Cts 2-23; Ross,Adrian 1-20. Maryville H.S.-Romberg,Stian 6-56; Horne,Desmund 3-75; Hendrix,Matt 3-33; Harris,Kody 3-19; Langley,Clarenc 2-52; Jones,Buddy 2-47; Juhlin,Philip 1-15.

INTERCEPTIONS: White Station H.S.-Burton,Julian 1-41; Thompson,Jerry 1-19. Maryville H.S.-Bristol,Lee 1-19.

FUMBLES: White Station H.S.-Stephenson,Chri 1-0. Maryville H.S.-Bristol,Lee 1-1.

Stadium: Tucker Stadium Attendance: 0
Kickoff time: 7:07 pm End of Game: 9:56 Total elapsed time: 2:49
Officials: Referee: Jeremy Parker; Umpire: Gary Messer; Linesman: Danny Beeler; Line judge: Eddie Golden; Back judge: A. Thomas; Field judge: ECO M. Hule; Scorer: Layman/Abati;
Temperature: 29 Wind: Calm Weather: Clear and Cold
Offensive MVP: #4 Julian Burton (White Station)
Defensive MVP: #4 Julian Burton (White Station)

White Station H.S. vs Maryville H.S. (Dec 05, 2009 at Cookeville, Tenn.)

SACKS (UA-A): White Station H.S.-None. Maryville H.S.-Miranda,Nathan 0-1; McGill,Angus 0-1.

TACKLES (UA-A): White Station H.S.-Matthews,Anthon 7-2; Stephenson,Chri 4-4; Hailstock,Chace 4-2; Thompson, Aric 5-0; Thompson,Barron 2-3; Thompson,Jerry 2-3; Watkins,Rajhan 3-0; Lee,Robert 2-1; Buckley,Darius 1-2; Harvey,Fred 2-0; Burton,Julian 2-0; Benton,Quartez 1-1; Richmond,Daniel 1-0; Christopher,Cts 0-1; Westbrook,Chris 0-1. Maryville H.S.-West,Jacob 8-2; Miller,Jared 4-5; McGill,Angus 4-5; Romberg,Stian 4-3; Harris,Kody 6-0; Moore,Kaleb 4-2; Hood,Drew 2-2; McCoy,Dane 3-0; Wilkinson,Tommy 1-2; Quinn,Bobby 1-1; Curtis,Dalton 1-1; Miranda,Nathan 0-2; Canfield,Austin 1-0; Owsley,Tevin 1-0; Horne,Desmund 1-0; Hendrix,Matt 1-0; Bristol,Lee 1-0; Locke,Jeremy 0-1.

Player participation:

White Station H.S.: 1-Cheatham,Antoni, 2-Ross,Adrian, 4-Burton,Julian, 5-Benton,Quartez, 6-Thompson, Aric, 7-Hailstock,Chace, 8-Christopher,Cts, 9-Matthews,Anthon, 11-Hayes,Anthony, 12-Thompson,Barron, 14-Thompson,Jerry, 16-Watkins,Rajhan, 19-McCarthy,Patric, 20-Nickelberry,Tor, 22-Westbrook,Chris, 32-Lee,Robert, 33-Buckley,Darius, 35-Worley,Brandon, 44-Harvey,Fred, 45-Stephenson,Chri, 60-Richmond,Daniel.

Maryville H.S.: 2-West,Jacob, 3-Bristol,Lee, 4-Harris,Kody, 7-Canfield,Austin, 9-Romberg,Stian, 10-Miller,Jared, 15-Juhlin,Philip, 17-Curtis,Dalton, 19-Hendrix,Matt, 25-Jones,Buddy, 37-McGill,Angus, 39-Bustin,Ross, 41-Horne,Desmund, 47-Colquitt,Greg, 52-Miranda,Nathan, 53-Owsley,Tevin, 54-Wilkinson,Tommy, 55-Quinn,Bobby, 60-Locke,Jeremy, 72-McCoy,Dane, 74-Hood,Drew, 81-Moore,Kaleb, 82-Langley,Clarenc, 92-Sharp,Zach.

Play-by-Play Summary

Play-by-Play Summary
The Automated ScoreBook
White Station H.S. vs Maryville H.S. (Dec 05, 2009 at Cookeville, Tenn.)
1st Quarter

McCarthy,Patric kickoff 42 yards to the MARYVILL18, West,Jacob return 12 yards to the MARYVILL30 (Thompson,Barron;Benton,Quartez).
Mary 1-10 at Mary30 West,Jacob rush for 1 yard to the MARYVILL31 (Hailstock,Chace;Thompson,Barron).
Mary 2-9 at Mary31 Juhlin,Philip pass complete to Hendrix,Matt for 7 yards to the MARYVILL38 (Matthews,Anthon).
Mary 3-2 at Mary38 Bustin,Ross punt 27 yards to the WHITE35, Burton,Julian return 31 yards to the MARYVILL34 (Bristol,Lee).
Drive: 2 plays, 8 yards, TOP 01:37
White 1-10 at Mary34 WHITE STATION H.S. drive start at 10:23.
White 1-10 at Mary34 Hayes,Anthony rush for 7 yards to the MARYVILL27 (West,Jacob).
White 2-3 at Mary27 Burton,Julian rush for loss of 1 yard to the MARYVILL28 (Miller,Jared;West,Jacob).
White 3-4 at Mary28 Hayes,Anthony pass complete to Cheatham,Antoni for 3 yards to the MARYVILL25.
White 4-1 at Mary25 *PENALTY WHITE false start 5 yards to the MARYVILL30.*
White 4-6 at Mary30 McCarthy,Patric field goal attempt from 47 MISSED - short, spot at MARYVILL20, clock 08:27.
Drive: 4 plays, 4 yards, TOP 01:56
Mary 1-10 at Mary20 MARYVILLE H.S. drive start at 08:27.
Mary 1-10 at Mary20 Juhlin,Philip pass complete to Romberg,Stian for 7 yards to the MARYVILL27 (Thompson, Aric).
Mary 2-3 at Mary27 Juhlin,Philip pass complete to Romberg,Stian for 10 yards to the MARYVILL37, **1ST DOWN MARYVILL** (Matthews,Anthon).
Mary 1-10 at Mary37 Juhlin,Philip rush for 7 yards to the MARYVILL44 (Stephenson,Chri).
Mary 2-3 at Mary44 Juhlin,Philip pass complete to Horne,Desmund for 18 yards to the WHITE38, **1ST DOWN MARYVILL**, out-of-bounds (Thompson, Aric).
Mary 1-10 at White38 Juhlin,Philip pass incomplete to Horne,Desmund.
Mary 2-10 at White38 West,Jacob rush for 3 yards to the WHITE35 (Stephenson,Chri).
Mary 3-7 at White35 Juhlin,Philip pass incomplete to Harris,Kody (Watkins,Rajhan).
Mary 4-7 at White35 Juhlin,Philip pass incomplete to Romberg,Stian.
Drive: 8 plays, 45 yards, TOP 02:24
White 1-10 at White35 WHITE STATION H.S. drive start at 06:03.
White 1-10 at White35 WHITE ball on WHITE36.
White 1-10 at White36 Hayes,Anthony pass complete to Cheatham,Antoni for 22 yards to the MARYVILL42, **1ST DOWN WHITE** (Wilkinson,Tommy;Romberg,Stian).
White 1-10 at Mary42 Stephenson,Chri rush for 4 yards to the MARYVILL38, fumble forced by Moore,Kaleb, fumble by Stephenson,Chri recovered by WHITE Kako,Salaam at MARYVILL40.
White 2-8 at Mary40 Nickelberry,Tor rush for 3 yards to the MARYVILL37 (McCoy,Dane).
White 3-5 at Mary37 Hayes,Anthony pass complete to Burton,Julian for 7 yards to the MARYVILL30, **1ST DOWN WHITE** (Wilkinson,Tommy).
White 1-10 at Mary30 Cheatham,Antoni rush for 6 yards to the MARYVILL24 (McGill,Angus).
White 2-4 at Mary24 Hayes,Anthony pass complete to Christopher,Cts for 5 yards to the MARYVILL19, **1ST DOWN WHITE**.
White 1-10 at Mary19 Hayes,Anthony rush for 2 yards to the MARYVILL17 (McGill,Angus).
White 2-8 at Mary17 Hayes,Anthony pass complete to Burton,Julian for 5 yards to the MARYVILL12, out-of-bounds (Harris,Kody).
White 3-3 at Mary12 Hayes,Anthony rush for 4 yards to the MARYVILL8, **1ST DOWN WHITE** (Hood,Drew).
White 1-G at Mary08 Hayes,Anthony rush for 8 yards to the MARYVILL0, TOUCHDOWN, clock 02:36.
McCarthy,Patric kick attempt failed.
White Station H.S. 6, Maryville H.S. 0
Drive: 10 plays, 64 yards, TOP 03:27
McCarthy,Patric kickoff 51 yards to the MARYVILL9, Harris,Kody return 25 yards to the MARYVILL34 (Benton,Quartez).
Mary 1-10 at Mary34 MARYVILLE H.S. drive start at 02:36.
Mary 1-10 at Mary34 Jones,Buddy rush for 8 yards to the MARYVILL42 (Stephenson,Chri).
Mary 2-2 at Mary42 Jones,Buddy rush for 2 yards to the MARYVILL44, **1ST DOWN MARYVILL** (Stephenson,Chri;Matthews,Anthon).
Mary 1-10 at Mary44 Juhlin,Philip pass incomplete to Robinette,Patto.
Mary 2-10 at Mary44 Juhlin,Philip rush for 6 yards to the 50 yardline (Lee,Robert;Buckley,Darius).
Mary 3-4 at Mary50 Juhlin,Philip pass complete to Jones,Buddy for 31 yards to the WHITE19, **1ST DOWN MARYVILL** (Thompson, Aric).
Mary 1-10 at White19 Juhlin,Philip rush for 19 yards to the WHITE0, **1ST DOWN MARYVILL**, TOUCHDOWN, clock 00:09.
Sharp,Zach kick attempt good.

Maryville H.S. 7, White Station H.S. 6
Drive: 6 plays, 66 yards, TOP 02:27
Sharp,Zach kickoff 60 yards to the WHITE0, touchback.

White 1-10	at White20	WHITE STATION H.S. drive start at 00:09.
White 1-10	at White20	Ross,Adrian rush for 5 yards to the WHITE25 (Harris,Kody).
White 2-5	at White25	Hayes,Anthony pass incomplete.

Drive: 2 plays, 5 yards, TOP 00:00
Maryville H.S. 7, White Station H.S. 6

2nd Quarter

White 3-5 at White25 Start of 2nd quarter, clock 12:00.
White 3-5 at White25 Hayes,Anthony pass incomplete to Cheatham,Antoni.
White 4-5 at White25 Burton,Julian rush for 18 yards to the WHITE43, **1ST DOWN WHITE**, out-of-bounds (Horne,Desmund).
White 1-10 at White43 Hayes,Anthony rush for 2 yards to the WHITE45 (McGill,Angus).
White 2-8 at White45 *PENALTY WHITE false start 5 yards to the WHITE40*.
White 2-13 at White40 Hayes,Anthony pass incomplete, QB hurry by Moore,Kaleb.
White 3-13 at White40 Hayes,Anthony pass complete to Christopher,Cts for 60 yards to the MARYVILL0, clock 10:11, *PENALTY WHITE ineligible downfield on pass 5 yards to the WHITE35*, NO PLAY.
White 3-18 at White35 Hayes,Anthony pass complete to Ross,Adrian for 20 yards to the MARYVILL45, **1ST DOWN WHITE**, out-of-bounds.
White 1-10 at Mary45 Burton,Julian rush for 3 yards to the MARYVILL42 (West,Jacob).
White 2-7 at Mary42 Burton,Julian rush for 5 yards to the MARYVILL37 (Moore,Kaleb;West,Jacob).
White 3-2 at Mary37 Cheatham,Antoni rush for no gain to the MARYVILL37 (Locke,Jeremy;Moore,Kaleb).
White 4-2 at Mary37 Hayes,Anthony rush for 6 yards to the MARYVILL31, **1ST DOWN WHITE** (Romberg,Stian).
White 1-10 at Mary31 Hayes,Anthony pass complete to Burton,Julian for no gain to the MARYVILL31 (West,Jacob), *PENALTY WHITE illegal block 22 yards to the WHITE47*.
White 1-32 at White47 1st and 32.
White 1-32 at White47 Hayes,Anthony rush for 7 yards to the MARYVILL46 (Miller,Jared).
White 2-25 at Mary46 Hayes,Anthony pass intercepted by Bristol,Lee at the MARYVILL33, Bristol,Lee return 19 yards to the WHITE48, fumble forced by Burton,Julian, fumble by Bristol,Lee recovered by WHITE Christopher,Cts at WHITE48, Christopher,Cts for 46 yards to the MARYVIL L6, clock 06:00, *PENALTY WHITE illegal block 10 yards to the MARYVILL16*, 1st and 10, WHITE ball on MARYVILL16.

Drive: 14 plays, 34 yards, TOP 00:00

White 1-10 at Mary16 Burton,Julian rush for loss of 1 yard to the MARYVILL17 (Hood,Drew;Curtis,Dalton).
White 2-11 at Mary17 Hayes,Anthony rush for 3 yards to the MARYVILL14 (Miller,Jared;Romberg,Stian).
White 3-8 at Mary14 *PENALTY WHITE delay of game 6 yards to the MARYVILL20*.
White 3-14 at Mary20 Hayes,Anthony pass incomplete, *PENALTY WHITE ineligible downfield on pass declined*.
White 4-14 at Mary20 McCarthy,Patric field goal attempt from 36 MISSED - short, spot at MARYVILL20, clock 04:27.

Drive: 4 plays, minus 4 yards, TOP 00:00

Mary 1-10 at Mary20 MARYVILLE H.S. drive start at 04:27.
Mary 1-10 at Mary20 Jones,Buddy rush for 8 yards to the MARYVILL28 (Stephenson,Chri;Thompson,Jerry).
Mary 2-2 at Mary28 *PENALTY MARYVILL false start 5 yards to the MARYVILL23*.
Mary 2-7 at Mary23 Juhlin,Philip pass incomplete to Horne,Desmund (Matthews,Anthon).
Mary 3-7 at Mary23 Juhlin,Philip pass complete to Romberg,Stian for 5 yards to the MARYVILL28 (Thompson,Jerry).
Mary 4-2 at Mary28 Colquitt,Greg punt 32 yards to the WHITE40, downed.

Drive: 3 plays, 8 yards, TOP 01:43

White 1-10 at White40 WHITE STATION H.S. drive start at 02:44.
White 1-10 at White40 Burton,Julian rush for 60 yards to the MARYVILL0, **1ST DOWN WHITE**, TOUCHDOWN, clock 02:30.

McCarthy,Patric kick attempt good.

White Station H.S. 13, Maryville H.S. 7

Drive: 1 plays, 60 yards, TOP 00:14

McCarthy,Patric kickoff 48 yards to the MARYVILL12, West,Jacob return 15 yards to the MARYVILL27 (Thompson,Barron).
Mary 1-10 at Mary27 MARYVILLE H.S. drive start at 02:30.
Mary 1-10 at Mary27 Jones,Buddy rush for 8 yards to the MARYVILL35 (Harvey,Fred).
Mary 2-2 at Mary35 West,Jacob rush for 4 yards to the MARYVILL39, **1ST DOWN MARYVILL** (Harvey,Fred).
Mary 1-10 at Mary39 Juhlin,Philip rush for 9 yards to the MARYVILL48 (Thompson,Jerry).
Mary 2-1 at Mary48 Timeout Maryville H.S., clock 01:11.
Mary 2-1 at Mary48 Juhlin,Philip pass incomplete to Harris,Kody (Burton,Julian).
Mary 3-1 at Mary48 Jones,Buddy rush for 3 yards to the WHITE49, **1ST DOWN MARYVILL** (Hailstock,Chace).
Mary 1-10 at White49 Juhlin,Philip pass incomplete to Romberg,Stian (Watkins,Rajhan).
Mary 2-10 at White49 Juhlin,Philip pass intercepted by Burton,Julian at the WHITE30, Burton,Julian return 41 yards to the MARYVILL29 (Hendrix,Matt).

Drive: 7 plays, 24 yards, TOP 01:53

White 1-10 at Mary29 WHITE STATION H.S. drive start at 00:37.
White 1-10 at Mary29 Hayes,Anthony rush for 14 yards to the MARYVILL15, **1ST DOWN WHITE** (Miller,Jared).
White 1-10 at Mary15 Timeout White Station H.S., clock 00:29.
White 1-10 at Mary15 Hayes,Anthony pass incomplete to Cheatham,Antoni (Romberg,Stian).
White 2-10 at Mary15 Hayes,Anthony pass incomplete to Cheatham,Antoni (Romberg,Stian).
White 3-10 at Mary15 Timeout White Station H.S., clock 00:07.
White 3-10 at Mary15 McCarthy,Patric field goal attempt from 32 GOOD, clock 00:02.

White Station H.S. 16, Maryville H.S. 7

Drive: 4 plays, 14 yards, TOP 00:35

McCarthy,Patric kickoff 25 yards to the MARYVILL35, fair catch by Yoakum,Jay.

Mary 1-10 at Mary35 MARYVILLE H.S. drive start at 00:02.

Mary 1-10 at Mary35 Jones,Buddy rush for 6 yards to the MARYVILL41 (Stephenson,Chri;Matthews,Anthon).

Mary 2-4 at Mary41 End of half, clock 00:00.

Drive: 1 plays, 6 yards, TOP 00:02

White Station H.S. 16, Maryville H.S. 7

3rd Quarter

Mary 2-4 at Mary41 Start of 3rd quarter, clock 12:00.
Drive: 1 plays, 6 yards, TOP 00:02
Sharp,Zach kickoff 58 yards to the WHITE1, Burton,Julian return 36 yards to the WHITE37 (Harris,Kody).
White 1-10 at White37 WHITE STATION H.S. drive start at 12:00.
White 1-10 at White37 Burton,Julian rush for 2 yards to the WHITE39 (McGill,Angus;Miller,Jared).
White 2-8 at White39 Hayes,Anthony rush for 1 yard to the WHITE40 (Harris,Kody).
White 3-7 at White40 Hayes,Anthony rush for 8 yards to the WHITE48, **1ST DOWN WHITE** (McGill,Angus;Miller,Jared).
White 1-10 at White48 Cheatham,Antoni rush for 7 yards to the MARYVILL45 (Miller,Jared;Quinn,Bobby).
White 2-3 at Mary45 Hayes,Anthony rush for 5 yards to the MARYVILL40, **1ST DOWN WHITE**, out-of-bounds (Harris,Kody).
White 1-10 at Mary40 Burton,Julian rush for 2 yards to the MARYVILL38 (Romberg,Stian).
White 2-8 at Mary38 Hayes,Anthony rush for no gain to the MARYVILL38 (West,Jacob).
White 3-8 at Mary38 Hayes,Anthony pass incomplete to Ross,Adrian.
White 4-8 at Mary38 Burton,Julian punt 35 yards to the MARYVILL3, out-of-bounds.
Drive: 8 plays, 25 yards, TOP 03:43
Mary 1-10 at Mary03 MARYVILLE H.S. drive start at 08:17.
Mary 1-10 at Mary03 Jones,Buddy rush for 15 yards to the MARYVILL18, **1ST DOWN MARYVILL** (Matthews,Anthon).
Mary 1-10 at Mary18 Jones,Buddy rush for 2 yards to the MARYVILL20 (Christopher,Cts;Buckley,Darius).
Mary 2-8 at Mary20 Juhlin,Philip rush for 2 yards to the MARYVILL22 (Lee,Robert).
Mary 3-6 at Mary22 Juhlin,Philip pass incomplete to West,Jacob (Thompson,Barron).
Mary 4-6 at Mary22 Bustin,Ross punt 26 yards to the MARYVILL48, fair catch by Burton,Julian.
Drive: 4 plays, 19 yards, TOP 01:39
White 1-10 at Mary48 WHITE STATION H.S. drive start at 06:38.
White 1-10 at Mary48 *PENALTY WHITE false start 5 yards to the WHITE47*.
White 1-15 at White47 Burton,Julian rush for 10 yards to the MARYVILL43 (Moore,Kaleb).
White 2-5 at Mary43 Burton,Julian rush for 4 yards to the MARYVILL39 (Romberg,Stian).
White 3-1 at Mary39 Hayes,Anthony rush for no gain to the MARYVILL39 (McCoy,Dane).
White 4-1 at Mary39 Hayes,Anthony rush for 4 yards to the MARYVILL35, **1ST DOWN WHITE** (McGill,Angus).
White 1-10 at Mary35 Cheatham,Antoni rush for 3 yards to the MARYVILL32 (Moore,Kaleb).
White 2-7 at Mary32 Ross,Adrian rush for 2 yards to the MARYVILL30 (Harris,Kody), *PENALTY WHITE holding 10 yards to the MARYVILL40*.
White 2-15 at Mary40 2nd and 15.
White 2-15 at Mary40 Burton,Julian rush for 1 yard to the MARYVILL39 (Hood,Drew;McGill,Angus).
White 3-14 at Mary39 Hayes,Anthony pass complete to Christopher,Cts for 18 yards to the MARYVILL21, **1ST DOWN WHITE** (Romberg,Stian).
White 1-10 at Mary21 Burton,Julian rush for 12 yards to the MARYVILL9, **1ST DOWN WHITE**, out-of-bounds (Miller,Jared).
White 1-G at Mary09 Hayes,Anthony rush for 3 yards to the MARYVILL6 (West,Jacob).
White 2-G at Mary06 Hayes,Anthony rush for 5 yards to the MARYVILL1 (West,Jacob).
White 3-G at Mary01 Burton,Julian rush for 1 yard to the MARYVILL0, TOUCHDOWN, clock 01:35.
McCarthy,Patric kick attempt good.
White Station H.S. 23, Maryville H.S. 7
Drive: 12 plays, 48 yards, TOP 05:03
McCarthy,Patric kickoff 50 yards to the MARYVILL10, Harris,Kody return 21 yards to the MARYVILL31 (Hailstock,Chace;Thompson,Jerry).
Mary 1-10 at Mary31 MARYVILLE H.S. drive start at 01:35.
Mary 1-10 at Mary31 Juhlin,Philip pass incomplete to Harris,Kody (Hailstock,Chace).
Mary 2-10 at Mary31 Juhlin,Philip rush for 3 yards to the MARYVILL34 (Hailstock,Chace).
Mary 3-7 at Mary34 Juhlin,Philip pass complete to Harris,Kody for 12 yards to the MARYVILL46, **1ST DOWN MARYVILL** (Watkins,Rajhan).
Mary 1-10 at Mary46 Harris,Kody pass complete to Juhlin,Philip for 15 yards to the WHITE39, **1ST DOWN MARYVILL** (Watkins,Rajhan).
Mary 1-10 at White39 Juhlin,Philip pass complete to Langley,Clarenc for 32 yards to the WHITE7, **1ST DOWN MARYVILL**.
Mary 1-G at White07 Juhlin,Philip rush for 7 yards to the WHITE0, TOUCHDOWN, clock 00:00.
Juhlin,Philip pass attempt failed.
White Station H.S. 23, Maryville H.S. 13
Drive: 6 plays, 69 yards, TOP 01:35
White Station H.S. 23, Maryville H.S. 13

4th Quarter

Mary 1-G at Mary40 Start of 4th quarter, clock 12:00.
Drive: 6 plays, 69 yards, TOP 01:35
Sharp,Zach kickoff 60 yards to the WHITE0, touchback.
White 1-10 at White20 WHITE STATION H.S. drive start at 12:00.
White 1-10 at White20 WHITE STATION H.S. drive start at 12:00.
White 1-10 at White20 *PENALTY WHITE false start 5 yards to the WHITE15*.
White 1-15 at White15 Burton,Julian rush for 85 yards to the MARYVILL0, **1ST DOWN WHITE**, TOUCHDOWN, clock 11:45.
McCarthy,Patric kick attempt good.
White Station H.S. 30, Maryville H.S. 13
Drive: 1 plays, 80 yards, TOP 00:15
McCarthy,Patric kickoff 48 yards to the MARYVILL12, West,Jacob return 17 yards to the MARYVILL29 (Thompson,Barron;Westbrook,Chris).
Mary 1-10 at Mary29 MARYVILLE H.S. drive start at 11:40.
Mary 1-10 at Mary29 *PENALTY MARYVILL false start 5 yards to the MARYVILL24*.
Mary 1-15 at Mary24 Juhlin,Philip rush for 13 yards to the MARYVILL37 (Buckley,Darius).
Mary 2-2 at Mary37 Jones,Buddy rush for 15 yards to the WHITE48, **1ST DOWN MARYVILL** (Thompson,Jerry;Stephenson,Chri).
Mary 1-10 at White48 Juhlin,Philip pass incomplete to Horne,Desmund.
Mary 2-10 at White48 Juhlin,Philip pass complete to Harris,Kody for 4 yards to the WHITE44 (Matthews,Anthon).
Mary 3-6 at White44 Juhlin,Philip pass complete to Hendrix,Matt for 10 yards to the WHITE34, **1ST DOWN MARYVILL** (Richmond,Daniel).
Mary 1-10 at White34 Juhlin,Philip pass complete to Jones,Buddy for 16 yards to the WHITE18, **1ST DOWN MARYVILL** (Stephenson,Chri).
Mary 1-10 at White18 Jones,Buddy rush for 14 yards to the WHITE4, **1ST DOWN MARYVILL** (Burton,Julian).
Mary 1-G at White04 Juhlin,Philip rush for 4 yards to the WHITE0, TOUCHDOWN, clock 09:45.
Sharp,Zach kick attempt good.
White Station H.S. 30, Maryville H.S. 20
Drive: 8 plays, 71 yards, TOP 01:55
Sharp,Zach kickoff 5 yards to the MARYVILL45, on-side kick, recovered by WHITE on MARYVILL45, *PENALTY MARYVILL illegal procedure declined*.
White 1-10 at Mary45 WHITE STATION H.S. drive start at 09:45.
White 1-10 at Mary45 Burton,Julian rush for 25 yards to the MARYVILL20, **1ST DOWN WHITE** (West,Jacob).
White 1-10 at Mary20 Cheatham,Antoni rush for 2 yards to the MARYVILL18 (Romberg,Stian;McGill,Angus).
White 2-8 at Mary18 Hayes,Anthony rush for loss of 3 yards to the MARYVILL21 (Curtis,Dalton).
White 3-11 at Mary21 Burton,Julian rush for 21 yards to the MARYVILL0, **1ST DOWN WHITE**, TOUCHDOWN, clock 08:26.
McCarthy,Patric kick attempt good.
White Station H.S. 37, Maryville H.S. 20
Drive: 4 plays, 45 yards, TOP 01:19
McCarthy,Patric kickoff 39 yards to the MARYVILL21, Curtis,Dalton return 9 yards to the MARYVILL30 (Thompson,Barron).
Mary 1-10 at Mary30 MARYVILLE H.S. drive start at 08:26.
Mary 1-10 at Mary30 Juhlin,Philip pass complete to Romberg,Stian for 8 yards to the MARYVILL38 (Thompson, Aric).
Mary 2-2 at Mary38 Juhlin,Philip pass complete to Horne,Desmund for 17 yards to the WHITE45, **1ST DOWN MARYVILL** (Matthews,Anthon).
Mary 1-10 at White45 Juhlin,Philip pass intercepted by Thompson,Jerry at the WHITE15, Thompson,Jerry return 19 yards to the WHITE34 (Owsley,Tevin).
Drive: 3 plays, 25 yards, TOP 01:09
White 1-10 at White34 WHITE STATION H.S. drive start at 07:17.
White 1-10 at White34 Burton,Julian rush for 30 yards to the MARYVILL36, **1ST DOWN WHITE**.
White 1-10 at Mary36 Cheatham,Antoni rush for 7 yards to the MARYVILL29 (Quinn,Bobby).
White 2-3 at Mary29 Cheatham,Antoni rush for 2 yards to the MARYVILL27 (Wilkinson,Tommy;Miranda,Nathan).
White 3-1 at Mary27 Hayes,Anthony rush for 1 yard to the MARYVILL26, **1ST DOWN WHITE** (Canfield,Austin).
White 1-10 at Mary26 Hayes,Anthony rush for loss of 22 yards to the MARYVILL48 (Moore,Kaleb).
White 2-32 at Mary48 Timeout White Station H.S., clock 04:03.
White 2-32 at Mary48 *PENALTY WHITE false start 5 yards to the WHITE47*.
White 2-37 at White47 Hayes,Anthony rush for 1 yard to the WHITE48 (McCoy,Dane).
White 3-36 at White48 Timeout Maryville H.S., clock 03:55.
White 3-36 at White48 Hayes,Anthony rush for 29 yards to the MARYVILL23, out-of-bounds.
White 4-7 at Mary23 *PENALTY WHITE delay of game 5 yards to the MARYVILL28*.
White 4-12 at Mary28 Hayes,Anthony sacked for loss of 10 yards to the MARYVILL38 (McGill,Angus;Miranda,Nathan).
Drive: 8 plays, 28 yards, TOP 03:40
Mary 1-10 at Mary38 MARYVILLE H.S. drive start at 03:37.

Mary 1-10 at Mary38 Juhlin,Philip pass complete to Langley,Clarenc for 20 yards to the WHITE42, **1ST DOWN MARYVILL** (Matthews,Anthon).
Mary 1-10 at White42 Juhlin,Philip rush for loss of 1 yard to the WHITE43 (Hailstock,Chace).
Mary 2-11 at White43 Juhlin,Philip pass complete to Harris,Kody for 3 yards to the WHITE40 (Thompson, Aric).
Mary 3-8 at White40 Juhlin,Philip pass complete to Horne,Desmund for 40 yards to the WHITE0, **1ST DOWN MARYVILL**, TOUCHDOWN, clock 02:11.
Sharp,Zach kick attempt good.
White Station H.S. 37, Maryville H.S. 27
Mary 1-G at Mary40 *PENALTY MARYVILL delay of game 5 yards to the MARYVILL35*.
Drive: 4 plays, 62 yards, TOP 01:26
Sharp,Zach kickoff 22 yards to the WHITE43, out-of-bounds, WHITE ball on WHITE44.
White 1-10 at White44 WHITE STATION H.S. drive start at 02:11.
White 1-10 at White44 Cheatham,Antoni rush for 4 yards to the WHITE48 (Hood,Drew).
White 2-6 at White48 Burton,Julian rush for loss of 4 yards to the WHITE44 (West,Jacob).
White 3-10 at White44 Timeout Maryville H.S., clock 01:29.
White 3-10 at White44 Hayes,Anthony rush for loss of 1 yard to the WHITE43 (Miller,Jared).
White 4-11 at White43 Timeout Maryville H.S., clock 01:22.
White 4-11 at White43 Burton,Julian punt 49 yards to the MARYVILL8, downed.
Drive: 3 plays, minus 1 yards, TOP 01:01
Mary 1-10 at Mary08 MARYVILLE H.S. drive start at 01:10.
Mary 1-10 at Mary08 Juhlin,Philip rush for loss of 3 yards to the MARYVILL5 (Lee,Robert).
Mary 2-13 at Mary05 Juhlin,Philip pass complete to Romberg,Stian for 13 yards to the MARYVILL18, **1ST DOWN MARYVILL** (Matthews,Anthon).
Mary 1-10 at Mary18 Juhlin,Philip pass incomplete.
Mary 2-10 at Mary18 Juhlin,Philip pass complete to Hendrix,Matt for 16 yards to the MARYVILL34, **1ST DOWN MARYVILL** (Watkins,Rajhan).
Mary 1-10 at Mary34 Juhlin,Philip pass complete to Romberg,Stian for 13 yards to the MARYVILL47, **1ST DOWN MARYVILL** (Hailstock,Chace).
Mary 1-10 at Mary47 End of game, clock 00:00.
Drive: 5 plays, 39 yards, TOP 01:10
FINAL SCORE
White Station H.S. 37, Maryville H.S. 27

2008 Class 4A Football Playoffs

November 7 - December 6, 2008

First Round

R3 #1	Maryville (10-0)	35	**Game 4101** Fri. Nov. 7 7 PM
R4 #4	Cleveland (7-3)	12	
R4 #2	Red Bank (7-3)	24	**Game 4102** Fri. Nov. 7 7 PM
R3 #3	Knoxville West (4-6)	31	
R3 #2	Powell (8-2)	28	**Game 4103** Fri. Nov. 7 7 PM
R4 #3	Walker Valley (6-4)	21	
R3 #4	Clinton (6-4)	21	**Game 4104** Fri. Nov. 7 7 PM
R4 #1	Rhea Co. (8-2)	41	
R1 #1	Sullivan South (10-0)	49	**Game 4105** Fri. Nov. 7 7 PM
R2 #4	Cherokee (6-4)	14	
R2 #2	Morristown East (8-2)	32	**Game 4106** Fri. Nov. 7 7 PM
R1 #3	Sullivan North (8-2)	3	
R1 #2	Tennessee (7-3)	49	**Game 4107** Fri. Nov. 7 7 PM
R2 #3	Morristown West (6-4)	35	
R1 #4	Elizabethton (5-5)	26	**Game 4108** Fri. Nov. 7 7 PM
R2 #1	Greeneville (8-2)	35	
R7 #1	Henry Co. (10-0)	48	**Game 4109** Fri. Nov. 7 7 PM
R8 #4	Kingsbury (5-5)	7	
R8 #2	Fairley (8-2)	44	**Game 4110** Fri. Nov. 7 7 PM
R7 #3	Liberty Magnet (7-3)	24	
R7 #2	Brighton (9-1)	7	**Game 4111** Fri. Nov. 7 7 PM
R8 #3	Melrose (6-4)	35	
R7 #4	Hardin Co. (7-3)	36	**Game 4112** Fri. Nov. 7 7 PM
R8 #1	Memphis East (8-2)	64	
R5 #1	Hillsboro (8-2)	49	**Game 4113** Fri. Nov. 7 7 PM
R6 #4	Clarksville (6-4)	14	
R6 #2	Mt. Juliet (6-4)	23	**Game 4114** Fri. Nov. 7 7 PM
R5 #3	Whites Creek (4-6)	20	
R5 #2	Maplewood (8-2)	60	**Game 4115** Fri. Nov. 7 7 PM
R6 #3	Rossview (7-3)	0	
R5 #4	Tullahoma (6-4)	28	**Game 4116** Fri. Nov. 7 7 PM
R6 #1	Beech (9-1)	47	

Second Round

Maryville	28	**Game 4201** Fri. Nov. 14 7 PM
Knoxville West	6	
Powell	9	**Game 4202** Fri. Nov. 14 7 PM
Rhea Co.	19	
Sullivan South	37	**Game 4203** Fri. Nov. 14 7 PM
Morristown East	27	
Tennessee	23	**Game 4204** Fri. Nov. 14 7 PM
Greeneville	30	
Henry Co.	37	**Game 4205** Fri. Nov. 14 7 PM
Fairley	7	
Melrose	19	**Game 4206** Fri. Nov. 14 7 PM
Memphis East	0	
Hillsboro	49	**Game 4207** Fri. Nov. 14 7 PM
Mt. Juliet	13	
Maplewood	14	**Game 4208** Fri. Nov. 14 7 PM
Beech	16	

Quarterfinals

Maryville	28	**Game 4304** Fri. Nov. 21 7 PM
Rhea Co.	8	
Sullivan South	28	**Game 4302** Fri. Nov. 21 7 PM
Greeneville	35	
Henry Co.	28	**Game 4303** Fri. Nov. 21 7 PM
Melrose	26	
Hillsboro	42	**Game 4304** Fri. Nov. 21 7 PM
Beech	21	

Semifinals

Maryville	33	**Game 4401** Fri. Nov. 28 7 PM
Greeneville	6	
Henry Co.	24	**Game 4402** Fri. Nov. 28 7 PM
Hillsboro	31	

Championship

Maryville	7	**Game 4501** Sat. Dec. 6 3:30 PM BlueCross Bowl @ MTSU
Hillsboro	10	

Hillsboro

STATE CHAMPION

Notes:

Scoring Summary

Scoring Summary (Final)
2008 Blue Cross Bowl
Maryville vs Hillsboro (Dec 6, 2008 at Murfreesboro, TN)

Maryville (14-1) vs. Hillsboro (13-2)

Date: Dec 6, 2008 • Site: Murfreesboro, TN • Stadium: Floyd • Attendance:

Score by Quarters	1	2	3	4	Score
Maryville	**0**	**0**	**7**	**0**	**7**
Hillsboro	**0**	**7**	**0**	**3**	**10**

SCORING SUMMARY				MARY -BORO
2nd	03:59	BORO	Gordon, Eric 3 yd run (Noe, Jacob kick)	
			10 plays, 57 yards, TOP 4:50	0 - 7
3rd	07:13	MARY	Shuler, Thomas 13 yd pass from Winders, Zane (Sharp, Zach kick)	
			6 plays, 37 yards, TOP 3:24	7 - 7
4th	08:52	BORO	Noe, Jacob 20 yd field goal	
			7 plays, 41 yards, TOP 2:46	7 - 10

Kickoff time: 3:37 PM • End of Game: 6:04 • Total elapsed time: 2:27
Referee: Jack Davis • Umpire: David Belcher • Linesman: Chris Coppege • Line judge: Jeff Cagle • Back judge: Rick Logan • Field judge: R. Fletcher ECO • Scorer: Layman/Morris • Temperature: 40 • Wind: S at 10 • Weather: Cloudy
Offensive MVP:#3 Eric Gordon, Hillsboro
Defensive MVP:#2 Aaron Bryant, Hillsboro

Team Statistics

Team Statistics (Final)
2008 Blue Cross Bowl
Maryville vs Hillsboro (Dec 6, 2008 at Murfreesboro, TN)

Team Totals	MARY	BORO
FIRST DOWNS	12	8
Rushing	4	3
Passing	7	4
Penalty	1	1
NET YARDS RUSHING	119	151
Rushing Attempts	32	28
Average Per Rush	3.7	5.4
Rushing Touchdowns	0	1
Yards Gained Rushing	139	159
Yards Lost Rushing	20	8
NET YARDS PASSING	150	85
Completions-Attempts-Int	17-26-1	10-17-0
Average Per Attempt	5.8	5.0
Average Per Completion	8.8	8.5
Passing Touchdowns	1	0
TOTAL OFFENSE YARDS	269	236
Total offense plays	58	45
Average Gain Per Play	4.6	5.2
Fumbles: Number-Lost	3-2	3-1
Penalties: Number-Yards	6-40	7-59
PUNTS-YARDS	4-130	6-201
Average Yards Per Punt	32.5	33.5
Net Yards Per Punt	27.5	30.2
Inside 20	0	3
50+ Yards	0	0
Touchbacks	1	0
Fair catch	2	2
KICKOFFS-YARDS	2-118	3-172
Average Yards Per Kickoff	59.0	57.3
Net Yards Per Kickoff	40.0	33.3
Touchbacks	1	2
Punt returns: Number-Yards-TD	3-20-0	0-0-0
Average Per Return	6.7	0.0
Kickoff returns: Number-Yds-TD	1-32-0	1-18-0
Average Per Return	32.0	18.0
Interceptions: Number-Yds-TD	0-0-0	1-14-0
Fumble Returns: Number-Yds-TD	0-0-0	1-7-0
Miscellaneous Yards	0	0
Possession Time	25:30	22:30
1st Quarter	8:17	3:43
2nd Quarter	4:18	7:42
3rd Quarter	7:01	4:59
4th Quarter	5:54	6:06
Third-Down Conversions	2 of 11	2 of 10
Fourth-Down Conversions	0 of 3	0 of 1
Red-Zone Scores-Chances	1-2	2-3
Sacks By: Number-Yards	0-0	4-18
PAT Kicks	1-1	1-1
Field Goals	0-0	1-1

Individual Statistics

Individual Statistics (Final)
2008 Blue Cross Bowl
Maryville vs Hillsboro (Dec 6, 2008 at Murfreesboro, TN)

Maryville

RUSHING	No.	Gain	Loss	Net	TD	Lg	Avg.
Shuler, Thomas	11	62	1	61	0	31	5.5
Jones, Buddy	9	36	2	34	0	12	3.8
Juhlin, Philip	11	41	17	24	0	16	2.2
Brazan, Jamal	1	0	0	0	0	0	0.0
Totals...	32	139	20	119	0	31	3.7

PASSING	Cmp-Att-Int	Yds	TD	Long	Sack
Juhlin, Philip	12-15-1	117	0	29	4
Young, Mark	4-10-0	20	0	8	0
Winders, Zane	1-1-0	13	1	13	0
Totals...	17-26-1	150	1	29	4

RECEIVING	No.	Yds	TD	Lg
Trenda, Mason	5	40	0	12
Jones, Buddy	3	37	0	29
Shuler, Thomas	3	25	1	13
Smith, Justin	1	18	0	18
Jordan, Chris	1	10	0	10
Winders, Zane	1	8	0	8
Horne, Desmund	1	6	0	6
Romberg, Stian	1	4	0	4
Juhlin, Philip	1	2	0	2
Totals...	17	150	1	29

PUNTING	No.	Yds	Avg	Long	In20	TB
Bustin, Ross	4	130	32.5	46	0	1
Totals...	4	130	32.5	46	0	1

	Punts			Kickoffs			Intercept		
ALL RETURNS	No	Yds	Lg	No	Yds	Lg	No	Yds	Lg
Shuler, Thomas	0	0	0	1	32	32	0	0	0
Horne, Desmund	1	9	9	0	0	0	0	0	0
Brazan, Jamal	2	11	10	0	0	0	0	0	0
Totals...	3	20	10	1	32	32	0	0	0

ALL PURPOSE	Rush	Rcv	KR	PR	IR	Total
Shuler, Thomas	61	25	32	0	0	118
Jones, Buddy	34	37	0	0	0	71
Trenda, Mason	0	40	0	0	0	40
Juhlin, Philip	24	2	0	0	0	26
Smith, Justin	0	18	0	0	0	18
Horne, Desmund	0	6	0	9	0	15
Brazan, Jamal	0	0	0	11	0	11
Jordan, Chris	0	10	0	0	0	10
Winders, Zane	0	8	0	0	0	8
Romberg, Stian	0	4	0	0	0	4
Totals...	119	150	32	20	0	321

FIELD GOAL ATTEMPTS

KICKOFFS	No.	Yds	TB	OB	Avg.
Sharp, Zach	2	118	1	0	59.0

Hillsboro

RUSHING	No.	Gain	Loss	Net	TD	Lg	Avg.
Crutcher, Alex	11	86	1	85	0	39	7.7
Perry, Keith	9	44	2	42	0	15	4.7
Gordon, Eric	7	29	4	25	1	11	3.6
TEAM	1	0	1	-1	0	0	-1.0
Totals...	28	159	8	151	1	39	5.4

PASSING	Cmp-Att-Int	Yds	TD	Long	Sack
Perry, Keith	10-17-0	85	0	23	0
Totals...	10-17-0	85	0	23	0

RECEIVING	No.	Yds	TD	Lg
Gordon, Eric	6	45	0	23
Jordan, Cory	2	19	0	14
Blihovde, J.	1	14	0	14
Crutcher, Alex	1	7	0	7
Totals...	10	85	0	23

PUNTING	No.	Yds	Avg	Long	In20	TB
Brakefield, H.	6	201	33.5	41	3	0
Totals...	6	201	33.5	41	3	0

	Punts			Kickoffs			Intercept		
ALL RETURNS	No	Yds	Lg	No	Yds	Lg	No	Yds	Lg
Gordon, Eric	0	0	0	1	18	18	0	0	0
Bryant, Aaron	0	0	0	0	0	0	1	14	14
Totals...	0	0	0	1	18	18	1	14	14

ALL PURPOSE	Rush	Rcv	KR	PR	IR	Total
Crutcher, Alex	85	7	0	0	0	92
Gordon, Eric	25	45	18	0	0	88
Perry, Keith	42	0	0	0	0	42
Jordan, Cory	0	19	0	0	0	19
Blihovde, J.	0	14	0	0	0	14
Bryant, Aaron	0	0	0	0	14	14
TEAM	-1	0	0	0	0	-1
Totals...	151	85	18	0	14	268

FIELD GOAL ATTEMPTS

Noe, Jacob 4th 08:52 20 yards Good

KICKOFFS	No.	Yds	TB	OB	Avg.
Brakefield, H.	3	172	2	0	57.3

FUMBLES: Maryville-Juhlin, Philip 2-2; Shuler, Thomas 1-0. Hillsboro-Crutcher, Alex 1-0; TEAM 1-0; Perry, Keith 1-1.

Drive Chart

Drive Chart (Final)
2008 Blue Cross Bowl
Maryville vs Hillsboro (Dec 6, 2008 at Murfreesboro, TN)

	Drive Started				Drive Ended				Consumed		
Team	Qtr	Spot	Time	Obtained	Spot	Time		How Lost	Pl-Yds	TOP	RZ
MARY	1st	M20	12:00	Kickoff	H24	06:43		Fumble	12-56	5:17	#
MARY	1st	M27	04:46	Punt	M22	02:24		Punt	3--5	2:22	
MARY	1st	M32	00:38	Fumble	M48	00:00		Fumble	2-16	0:38	
MARY	2nd	M18	10:16	Punt	M24	08:49		Punt	3-6	1:27	
MARY	2nd	M40	01:58	Kickoff	H46	01:08		Punt	5-14	0:50	
MARY	3rd	M40	12:00	Possession	M40	12:00		Kickoff	0-0	0:00	
MARY	3rd	H37	10:37	Punt	H00	07:13	*	TOUCHDOWN	6-37	3:24	#
MARY	3rd	M13	05:08	Punt	H40	01:56		Interception	7-47	3:12	
MARY	3rd	M10	00:25	Punt	M18	11:38		Punt	3-8	0:47	
MARY	4th	M20	08:52	Kickoff	H34	05:01		Downs	7-46	3:51	
MARY	4th	M24	03:25	Punt	M29	02:34		Downs	4-5	0:51	
MARY	4th	M21	00:50	Downs	M35	00:00		Downs	6-14	0:50	
BORO	1st	H40	12:00	Possession	H40	12:00		Kickoff	0-0	0:00	
BORO	1st	H24	06:43	Fumble	H42	04:46		Punt	4-18	1:57	
BORO	1st	M47	02:24	Punt	M32	00:38		Fumble	3-15	1:46	
BORO	2nd	M41	12:00	Fumble	M44	10:16		Punt	3--3	1:44	
BORO	2nd	H43	08:49	Punt	M00	03:59	*	TOUCHDOWN	10-57	4:50	#
BORO	2nd	H20	01:08	Punt	H27	00:00		End of half	2-7	1:08	
BORO	3rd	H20	12:00	Kickoff	H14	10:37		Punt	3--6	1:23	
BORO	3rd	H20	07:13	Kickoff	M40	05:08		Punt	4-40	2:05	
BORO	3rd	H44	01:56	Interception	H49	00:25		Punt	3-5	1:31	
BORO	4th	M44	11:38	Punt	M03	08:52	*	FIELD GOAL	7-41	2:46	#
BORO	4th	H34	05:01	Downs	H43	03:25		Punt	3-9	1:36	
BORO	4th	M29	02:34	Downs	M20	00:50		Downs	4-9	1:44	#
BORO	4th	M35	00:00	Downs	M35	00:00		End of half	0-0	0:00	

	1st	2nd	3rd	4th	1st	2nd	
Maryville	Qtr	Qtr	Qtr	Qtr	Half	Half	Total
Time of possession	08:17	04:18	07:01	05:54	12:35	12:55	25:30
3rd Down Conversions	1/4	0/2	1/1	0/4	1/6	1/5	2/11
Average field position	M26	M29	M28	M21	M27	M25	M26
4th Down Conversions	0/0	0/0	0/0	0/3	0/0	0/3	0/3

	1st	2nd	3rd	4th	1st	2nd	
Hillsboro	Qtr	Qtr	Qtr	Qtr	Half	Half	Total
Time of possession	03:43	07:42	04:59	06:06	11:25	11:05	22:30
3rd Down Conversions	0/1	2/3	0/3	0/3	2/4	0/6	2/10
Average field position	H38	H40	H28	M47	H39	H40	H40
4th Down Conversions	0/0	0/0	0/0	0/1	0/0	0/1	0/1

Drive Chart (By Quarter)

	Drive Started				Drive Ended				Consumed		
Team	Qtr	Spot	Time	Obtained	Spot	Time		How Lost	Pl-Yds	TOP	RZ
BORO	1st	H40	12:00	Possession	H40	12:00		Kickoff	0-0	0:00	
MARY	1st	M20	12:00	Kickoff	H24	06:43		Fumble	12-56	5:17	#
BORO	1st	H24	06:43	Fumble	H42	04:46		Punt	4-18	1:57	
MARY	1st	M27	04:46	Punt	M22	02:24		Punt	3--5	2:22	
BORO	1st	M47	02:24	Punt	M32	00:38		Fumble	3-15	1:46	
MARY	1st	M32	00:38	Fumble	M48	00:00		Fumble	2-16	0:38	
BORO	2nd	M41	12:00	Fumble	M44	10:16		Punt	3--3	1:44	
MARY	2nd	M18	10:16	Punt	M24	08:49		Punt	3-6	1:27	
BORO	2nd	H43	08:49	Punt	M00	03:59	*	TOUCHDOWN	10-57	4:50	#
MARY	2nd	M40	01:58	Kickoff	H46	01:08		Punt	5-14	0:50	
BORO	2nd	H20	01:08	Punt	H27	00:00		End of half	2-7	1:08	
MARY	3rd	M40	12:00	Possession	M40	12:00		Kickoff	0-0	0:00	
BORO	3rd	H20	12:00	Kickoff	H14	10:37		Punt	3--6	1:23	
MARY	3rd	H37	10:37	Punt	H00	07:13	*	TOUCHDOWN	6-37	3:24	#
BORO	3rd	H20	07:13	Kickoff	M40	05:08		Punt	4-40	2:05	
MARY	3rd	M13	05:08	Punt	H40	01:56		Interception	7-47	3:12	
BORO	3rd	H44	01:56	Interception	H49	00:25		Punt	3-5	1:31	
MARY	3rd	M10	00:25	Punt	M18	11:38		Punt	3-8	0:47	
BORO	4th	M44	11:38	Punt	M03	08:52	*	FIELD GOAL	7-41	2:46	#
MARY	4th	M20	08:52	Kickoff	H34	05:01		Downs	7-46	3:51	
BORO	4th	H34	05:01	Downs	H43	03:25		Punt	3-9	1:36	
MARY	4th	M24	03:25	Punt	M29	02:34		Downs	4-5	0:51	
BORO	4th	M29	02:34	Downs	M20	00:50		Downs	4-9	1:44	#
MARY	4th	M21	00:50	Downs	M35	00:00		Downs	6-14	0:50	
BORO	4th	M35	00:00	Downs	M35	00:00		End of half	0-0	0:00	

Defensive Statistics

Defensive Statistics (Final)
2008 Blue Cross Bowl
Maryville vs Hillsboro (Dec 6, 2008 at Murfreesboro, TN)

##	Maryville	Solo	Ast	Total	TFL/Yds	FF	FR-Yds	Int-Yds	BrUp	Blkd	Sack/Yds	QBH
44	Cox, Luke	6	3	9	1.5/2	.	.	.	.	.	.	.
26	McCoy, Cody	6	2	8	.	.	.	.	.	.	.	.
4	Harris, Kody	4	2	6	.	1	.	.	.	.	.	.
81	Smith, Justin	4	2	6	1.5/4	1	1-0	.	.	.	.	.
20	Brazan, Jamal	5	.	5	.	.	.	.	1	.	.	.
29	Booker, Jeffrey	3	2	5	2.0/4	.	.	.	.	.	.	.
33	Webber, Jimmy	1	.	1	.	.	.	.	.	.	.	.
76	Engelhardt, M.	1	.	1	.	.	.	.	.	.	.	.
6	Trenda, Mason	1	.	1	.	.	.	.	.	.	.	.
8	Martin, Tyler	1	.	1	.	.	.	.	1	.	.	.
79	Heath, Brad	1	.	1	.	.	.	.	.	.	.	.
54	Wilkinson, T.	.	1	1	.	.	.	.	.	.	.	.
##	**Hillsboro**	**Solo**	**Ast**	**Total**	**TFL/Yds**	**FF**	**FR-Yds**	**Int-Yds**	**BrUp**	**Blkd**	**Sack/Yds**	**QBH**
2	Bryant, Aaron	7	5	12	0.5/0	1	.	1-14	.	.	0.5/0	.
33	Hawkins, Johnny	7	3	10	1.0/10	1	.	.	1	.	1.0/10	.
4	Crutcher, Alex	5	5	10	.	.	1-7	.	.	.	.	.
6	Blihovde, J.	5	1	6	.	.	.	.	.	.	.	.
53	Hughes, Marvin	4	1	5	1.5/6	.	.	.	1	.	1.0/6	.
3	Gordon, Eric	3	1	4	.	.	.	.	1	.	.	.
50	Williams, A.	2	2	4	1.0/1	.	.	.	.	.	1.0/1	.
10	Perry, Keith	.	3	3	.	.	.	.	.	.	.	.
5	Blihovde, Cody	.	3	3	0.5/1	.	.	.	.	.	.	.
65	Sullivan, Joe	2	.	2	1.0/1	.	.	.	.	.	.	.
34	Hamilton, T.	.	2	2	0.5/1	.	1-0	.	.	.	0.5/1	.
74	Hathaway, Chris	1	.	1	.	.	.	.	.	.	.	.
12	Parrish, D.	1	.	1	.	.	.	.	.	.	.	.
77	Jordan, Keenan	.	1	1	.	.	.	.	.	.	.	.
67	Sawyers, M.	.	1	1	.	.	.	.	.	.	.	.

Participation Report

Participation Report (Final)
2008 Blue Cross Bowl
Maryville vs Hillsboro (Dec 6, 2008 at Murfreesboro, TN)

Maryville: 4-Harris, Kody, 5-Jordan, Chris, 6-Trenda, Mason, 8-Martin, Tyler, 9-Romberg, Stian, 13-Winders, Zane, 14-Young, Mark, 15-Juhlin, Philip, 20-Brazan, Jamal, 21-Shuler, Thomas, 25-Jones, Buddy, 26-McCoy, Cody, 29-Booker, Jeffrey, 33-Webber, Jimmy, 39-Bustin, Ross, 41-Horne, Desmund, 44-Cox, Luke, 54-Wilkinson, T., 76-Engelhardt, M., 79-Heath, Brad, 81-Smith, Justin, 92-Sharp, Zach.

Hillsboro: 2-Bryant, Aaron, 3-Gordon, Eric, 4-Crutcher, Alex, 5-Blihovde, Cody, 6-Blihovde, J., 8-Jordan, Cory, 10-Perry, Keith, 12-Parrish, D., 14-Brakefield, H., 33-Hawkins, Johnny, 34-Hamilton, T., 50-Williams, A., 53-Hughes, Marvin, 65-Sullivan, Joe, 67-Sawyers, M., 74-Hathaway, Chris, 77-Jordan, Keenan, 86-Noe, Jacob.

Box Score

Box Score (Final)
Maryville vs Hillsboro (Dec 6, 2008 at Murfreesboro, TN)

Score by Quarters	1	2	3	4	Score

Maryville.....	0	0	7	0	- 7	Record: (14-1)
Hillsboro.....	0	7	0	3	- 10	Record: (13-2)

Scoring Summary:
2nd 03:59 BORO - Gordon, Eric 3 yd run (Noe, Jacob kick), 10-57 4:50, MARY 0 - BORO 7
3rd 07:13 MARY - Shuler, Thomas 13 yd pass from Winders, Zane (Sharp, Zach kick), 6-37 3:24, MARY 7 - BORO 7
4th 08:52 BORO - Noe, Jacob 20 yd field goal, 7-41 2:46, MARY 7 - BORO 10

	MARY	BORO
FIRST DOWNS.....	**12**	**8**
RUSHES-YARDS (NET).....	**32-119**	**28-151**
PASSING YDS (NET).....	**150**	**85**
Passes Att-Comp-Int.....	26-17-1	17-10-0
TOTAL OFFENSE PLAYS-YARDS.....	**58-269**	**45-236**
Fumble Returns-Yards.....	0-0	1-7
Punt Returns-Yards.....	3-20	0-0
Kickoff Returns-Yards.....	1-32	1-18
Interception Returns-Yards....	0-0	1-14
Punts (Number-Avg).....	4-32.5	6-33.5
Fumbles-Lost.....	3-2	3-1
Penalties-Yards.....	6-40	7-59
Possession Time.....	25:30	22:30
Third-Down Conversions.....	2 of 11	2 of 10
Fourth-Down Conversions.....	0 of 3	0 of 1
Red-Zone Scores-Chances.....	1-2	2-3
Sacks By: Number-Yards.....	0-0	4-18

RUSHING: Maryville-Shuler, Thomas 11-61; Jones, Buddy 9-34; Juhlin, Philip 11-24; Brazan, Jamal 1-0. Hillsboro-Crutcher, Alex 11-85; Perry, Keith 9-42; Gordon, Eric 7-25; TEAM 1-minus 1.

PASSING: Maryville-Juhlin, Philip 12-15-1-117; Young, Mark 4-10-0-20; Winders, Zane 1-1-0-13. Hillsboro-Perry, Keith 10-17-0-85.

RECEIVING: Maryville-Trenda, Mason 5-40; Jones, Buddy 3-37; Shuler, Thomas 3-25; Smith, Justin 1-18; Jordan, Chris 1-10; Winders, Zane 1-8; Horne, Desmund 1-6; Romberg, Stian 1-4; Juhlin, Philip 1-2. Hillsboro-Gordon, Eric 6-45; Jordan, Cory 2-19; Blihovde, J. 1-14; Crutcher, Alex 1-7.

INTERCEPTIONS: Maryville-None. Hillsboro-Bryant, Aaron 1-14.

FUMBLES: Maryville-Juhlin, Philip 2-2; Shuler, Thomas 1-0. Hillsboro-Perry, Keith 1-1; Crutcher, Alex 1-0; TEAM 1-0.

Stadium: Floyd Attendance: 0
Kickoff time: 3:37 PM End of Game: 6:04 Total elapsed time: 2:27
Officials: Referee: Jack Davis; Umpire: David Belcher; Linesman: Chris Coppege; Line judge: Jeff Cagle; Back judge: Rick Logan; Field judge: R. Fletcher ECO;
Scorer: Layman/Morris;
Temperature: 40 Wind: S at 10 Weather: Cloudy

Offensive MVP:#3 Eric Gordon, Hillsboro
Defensive MVP:#2 Aaron Bryant, Hillsboro

Maryville vs Hillsboro (Dec 6, 2008 at Murfreesboro, TN)

SACKS (UA-A): Maryville-None. Hillsboro-Bryant, Aaron 0-1; Hamilton, T.

0-1; Hawkins, Johnny 1-0; Hughes, Marvin 1-0; Williams, A. 1-0.

TACKLES (UA-A): Maryville-Cox, Luke 6-3; McCoy, Cody 6-2; Harris, Kody 4-2; Smith, Justin 4-2; Brazan, Jamal 5-0; Booker, Jeffrey 3-2; Heath, Brad 1-0; Martin, Tyler 1-0; Webber, Jimmy 1-0; Engelhardt, M. 1-0; Trenda, Mason 1-0; Wilkinson, T. 0-1. Hillsboro-Bryant, Aaron 7-5; Hawkins, Johnny 7-3; Crutcher, Alex 5-5; Blihovde, J. 5-1; Hughes, Marvin 4-1; Gordon, Eric 3-1; Williams, A. 2-2; Blihovde, Cody 0-3; Perry, Keith 0-3; Sullivan, Joe 2-0; Hamilton, T. 0-2; Parrish, D. 1-0; Hathaway, Chris 1-0; Jordan, Keenan 0-1; Sawyers, M. 0-1.

Player participation:

Maryville: 4-Harris, Kody, 5-Jordan, Chris, 6-Trenda, Mason, 8-Martin, Tyler, 9-Romberg, Stian, 13-Winders, Zane, 14-Young, Mark,
15-Juhlin, Philip, 20-Brazan, Jamal, 21-Shuler, Thomas, 25-Jones, Buddy, 26-McCoy, Cody, 29-Booker, Jeffrey, 33-Webber, Jimmy,
39-Bustin, Ross, 41-Horne, Desmund, 44-Cox, Luke, 54-Wilkinson, T., 76-Engelhardt, M., 79-Heath, Brad, 81-Smith, Justin,
92-Sharp, Zach.

Hillsboro: 2-Bryant, Aaron, 3-Gordon, Eric, 4-Crutcher, Alex, 5-Blihovde, Cody, 6-Blihovde, J., 8-Jordan, Cory, 10-Perry, Keith,
12-Parrish, D., 14-Brakefield, H., 33-Hawkins, Johnny, 34-Hamilton, T., 50-Williams, A., 53-Hughes, Marvin, 65-Sullivan, Joe,
67-Sawyers, M., 74-Hathaway, Chris, 77-Jordan, Keenan, 86-Noe, Jacob.

Play-by-Play Summary

Play-by-Play Summary
2008 Blue Cross Bowl
Maryville vs Hillsboro (Dec 6, 2008 at Murfreesboro, TN)
1st Quarter

Mary 1-10 at Mary40 Change of possession, BORO ball on BORO40, 1st and 10.
Brakefield, H. kickoff 60 yards to the MARY0, touchback.
Mary 1-10 at Mary20 MARYVILLE drive start at 12:00.
Mary 1-10 at Mary20 Juhlin, Philip pass complete to Jordan, Chris for 10 yards to the MARY30, **1ST DOWN MARY** (Gordon, Eric).
Mary 1-10 at Mary30 Juhlin, Philip pass complete to Horne, Desmund for 6 yards to the MARY36 (Hawkins, Johnny).
Mary 2-4 at Mary36 Jones, Buddy rush for 3 yards to the MARY39 (Perry, Keith;Bryant, Aaron).
Mary 3-1 at Mary39 Shuler, Thomas rush for 14 yards to the BORO47, **1ST DOWN MARY** (Gordon, Eric).
Mary 1-10 at Boro47 Juhlin, Philip rush for 4 yards to the BORO43 (Crutcher, Alex).
Mary 2-6 at Boro43 Juhlin, Philip pass complete to Trenda, Mason for 8 yards to the BORO35, **1ST DOWN MARY** (Bryant, Aaron).
Mary 1-10 at Boro35 Shuler, Thomas rush for 1 yard to the BORO34 (Williams, A.;Hawkins, Johnny).
Mary 2-9 at Boro34 Juhlin, Philip pass complete to Trenda, Mason for 7 yards to the BORO27 (Blihovde, J.;Crutcher, Alex).
Mary 3-2 at Boro27 Shuler, Thomas rush for 1 yard to the BORO26 (Perry, Keith;Crutcher, Alex).
Mary 4-1 at Boro26 *PENALTY BORO Encroachment 5 yards to the BORO21,* ***1ST DOWN MARY***.
Mary 1-10 at Boro21 Juhlin, Philip pass complete to Jones, Buddy for 4 yards to the BORO17 (Crutcher, Alex).
Mary 2-6 at Boro17 Shuler, Thomas rush for 2 yards to the BORO15 (Bryant, Aaron).
Mary 3-4 at Boro15 Juhlin, Philip sacked for loss of 10 yards to the BORO25 (Hawkins, Johnny), fumble by Juhlin, Philip recovered by BORO Hamilton, T. at BORO24.
Drive: 12 plays, 56 yards, TOP 05:17
Boro 1-10 at Boro24 HILLSBORO drive start at 06:43.
Boro 1-10 at Boro24 Gordon, Eric rush for 11 yards to the BORO35, **1ST DOWN BORO** (Webber, Jimmy).
Boro 1-10 at Boro35 Perry, Keith rush for 6 yards to the BORO41 (Brazan, Jamal).
Boro 2-4 at Boro41 Perry, Keith rush for 1 yard to the BORO42 (Smith, Justin).
Boro 3-3 at Boro42 Perry, Keith pass incomplete to Gordon, Eric.
Boro 4-3 at Boro42 Brakefield, H. punt 40 yards to the MARY18, Horne, Desmund return 9 yards to the MARY27 (Blihovde, J.).
Drive: 4 plays, 18 yards, TOP 01:57
Mary 1-10 at Mary27 MARYVILLE drive start at 04:46.
Mary 1-10 at Mary27 Jones, Buddy rush for 3 yards to the MARY30 (Bryant, Aaron;Sawyers, M.).
Mary 2-7 at Mary30 Shuler, Thomas rush for loss of 1 yard to the MARY29, fumble by Shuler, Thomas recovered by MARY Juhlin, Philip at MARY29.
Mary 3-8 at Mary29 Juhlin, Philip pass incomplete to Horne, Desmund (Bryant, Aaron), *PENALTY MARY illegal procedure 15 yards to the MARY14*, NO PLAY.
Mary 3-23 at Mary14 Timeout Hillsboro, clock 03:16.
Mary 3-23 at Mary14 Jones, Buddy rush for 8 yards to the MARY22 (Hawkins, Johnny;Crutcher, Alex).
Mary 4-15 at Mary22 Bustin, Ross punt 25 yards to the MARY47, downed.
Drive: 3 plays, minus 5 yards, TOP 02:22
Boro 1-10 at Mary47 HILLSBORO drive start at 02:24.
Boro 1-10 at Mary47 Crutcher, Alex rush for 5 yards to the MARY42, fumble forced by Harris, Kody, fumble by Crutcher, Alex recovered by BORO Crutcher, Alex at MARY42.
Boro 2-5 at Mary42 Perry, Keith rush for 4 yards to the MARY38 (Cox, Luke).
Boro 3-1 at Mary38 *PENALTY MARY Encroachment 5 yards to the MARY33,* ***1ST DOWN BORO***.
Boro 1-10 at Mary33 Perry, Keith rush for 2 yards to the MARY31, fumble forced by Smith, Justin, fumble by Perry, Keith recovered by MARY Smith, Justin at MARY32.
Drive: 3 plays, 15 yards, TOP 01:46
Mary 1-10 at Mary32 MARYVILLE drive start at 00:38.
Mary 1-10 at Mary32 Jones, Buddy rush for 5 yards to the MARY37 (Hawkins, Johnny).
Mary 2-5 at Mary37 Juhlin, Philip rush for 6 yards to the MARY43, fumble forced by Bryant, Aaron, fumble by Juhlin, Philip recovered by BORO Crutcher, Alex at MARY48, Crutcher, Alex for 7 yards to the MARY41 (Trenda, Mason).
Drive: 2 plays, 16 yards, TOP 00:38
Boro 1-10 at Mary41 HILLSBORO drive start at 00:00, BORO ball on MARY41.
Maryville 0, Hillsboro 0

2nd Quarter

Boro 1-10 at Mary41 Start of 2nd quarter, clock 12:00.
Boro 1-10 at Mary41 Gordon, Eric rush for 3 yards to the MARY38 (McCoy, Cody).
Boro 2-7 at Mary38 Perry, Keith pass incomplete to Jordan, Cory.
Boro 3-7 at Mary38 Perry, Keith pass complete to Gordon, Eric for loss of 1 yard to the MARY39 (Booker, Jeffrey;Cox, Luke).
Boro 4-8 at Mary39 *PENALTY BORO delay of game 5 yards to the MARY44*.
Boro 4-13 at Mary44 Brakefield, H. punt 26 yards to the MARY18, fair catch by Brazan, Jamal.
Drive: 3 plays, minus 3 yards, TOP 01:44
Mary 1-10 at Mary18 MARYVILLE drive start at 10:16.
Mary 1-10 at Mary18 Shuler, Thomas rush for 2 yards to the MARY20 (Hawkins, Johnny).
Mary 2-8 at Mary20 Young, Mark pass complete to Jones, Buddy for 4 yards to the MARY24 (Crutcher, Alex).
Mary 3-4 at Mary24 Young, Mark pass incomplete to Horne, Desmund.
Mary 4-4 at Mary24 Bustin, Ross punt 33 yards to the BORO43, fair catch by Gordon, Eric.
Drive: 3 plays, 6 yards, TOP 01:27
Boro 1-10 at Boro43 HILLSBORO drive start at 08:49.
Boro 1-10 at Boro43 Perry, Keith pass complete to Jordan, Cory for 14 yards to the MARY43 (Cox, Luke), *PENALTY BORO illegal block 24 yards to the BORO33*.
Boro 1-20 at Boro33 1st and 20.
Boro 1-20 at Boro33 *PENALTY BORO false start 5 yards to the BORO28*.
Boro 1-25 at Boro28 Perry, Keith rush for 15 yards to the BORO43 (McCoy, Cody).
Boro 2-10 at Boro43 Perry, Keith rush for 4 yards to the BORO47 (Cox, Luke).
Boro 3-6 at Boro47 Perry, Keith pass complete to Blihovde, J. for 14 yards to the MARY39, **1ST DOWN BORO** (Harris, Kody;Cox, Luke).
Boro 1-10 at Mary39 Crutcher, Alex rush for 3 yards to the MARY36 (Cox, Luke).
Boro 2-7 at Mary36 Crutcher, Alex rush for 13 yards to the MARY23, **1ST DOWN BORO** (Brazan, Jamal).
Boro 1-10 at Mary23 *PENALTY BORO false start 5 yards to the MARY28*.
Boro 1-15 at Mary28 Perry, Keith pass complete to Gordon, Eric for 21 yards to the MARY7, **1ST DOWN BORO** (Harris, Kody).
Boro 1-G at Mary07 Perry, Keith rush for 5 yards to the MARY2 (Booker, Jeffrey).
Boro 2-G at Mary02 TEAM rush for loss of 3 yards to the MARY5, fumble by TEAM recovered by BORO Hughes, Marvin at MARY3.
Boro 3-G at Mary03 Gordon, Eric rush for 3 yards to the MARY0, TOUCHDOWN, clock 03:59.
Noe, Jacob kick attempt good.
Hillsboro 7, Maryville 0
Boro 1-G at Boro40 *PENALTY BORO Encroachment 5 yards to the BORO35*.
Drive: 10 plays, 57 yards, TOP 04:50
Brakefield, H. kickoff 57 yards to the MARY8, Shuler, Thomas return 32 yards to the MARY40 (Hawkins, Johnny).
Mary 1-10 at Mary40 MARYVILLE drive start at 03:59.
Mary 1-10 at Mary40 Jones, Buddy rush for loss of 1 yard to the MARY39 (Sullivan, Joe).
Mary 2-11 at Mary39 Juhlin, Philip pass complete to Trenda, Mason for 12 yards to the BORO49, **1ST DOWN MARY** (Blihovde, J.).
Mary 1-10 at Boro49 Jones, Buddy rush for 5 yards to the BORO44 (Hathaway, Chris).
Mary 2-5 at Boro44 Juhlin, Philip sacked for loss of 6 yards to the 50 yardline (Hughes, Marvin).
Mary 3-11 at Mary50 MARYVILLE drive start at 01:58.
Mary 3-11 at Mary50 Juhlin, Philip pass complete to Romberg, Stian for 4 yards to the BORO46 (Bryant, Aaron;Perry, Keith).
Mary 4-7 at Boro46 Timeout Hillsboro, clock 01:18.
Mary 4-7 at Boro46 Bustin, Ross punt 46 yards to the BORO0, touchback.
Drive: 5 plays, 14 yards, TOP 00:50
Boro 1-10 at Boro20 HILLSBORO drive start at 01:08.
Boro 1-10 at Boro20 Crutcher, Alex rush for 3 yards to the BORO23 (McCoy, Cody).
Boro 2-7 at Boro23 Crutcher, Alex rush for 4 yards to the BORO27 (Cox, Luke).
Boro 3-3 at Boro27 End of half, clock 00:00.
Drive: 2 plays, 7 yards, TOP 01:08
Hillsboro 7, Maryville 0

3rd Quarter

Boro 3-3 at Boro27 Start of 3rd quarter, clock 12:00.
Boro 3-3 at Boro27 Change of possession, MARY ball on MARY40, 1st and 10.
Drive: 2 plays, 7 yards, TOP 01:08
Mary 1-10 at Mary40 MARYVILLE drive start at 12:00.
Sharp, Zach kickoff 58 yards to the BORO2, Gordon, Eric return 18 yards to the BORO20 (McCoy, Cody;Wilkinson, T.).
Boro 1-10 at Boro20 HILLSBORO drive start at 12:00.
Boro 1-10 at Boro20 Crutcher, Alex rush for 2 yards to the BORO22 (Sullivan, Josh), *PENALTY BORO illegal block 10 yards to the BORO10*, NO PLAY.
Boro 1-20 at Boro10 Perry, Keith pass complete to Gordon, Eric for 4 yards to the BORO14 (Smith, Justin).
Boro 2-16 at Boro14 Perry, Keith pass incomplete to Blihovde, J..
Boro 3-16 at Boro14 Perry, Keith pass incomplete to 21.
Boro 4-16 at Boro14 Brakefield, H. punt 33 yards to the BORO47, Brazan, Jamal return 10 yards to the BORO37 (Sullivan, Joe).
Drive: 3 plays, minus 6 yards, TOP 01:23
Mary 1-10 at Boro37 MARYVILLE drive start at 10:37.
Mary 1-10 at Boro37 Juhlin, Philip rush for 1 yard to the BORO36 (Hughes, Marvin).
Mary 2-9 at Boro36 *PENALTY MARY delay of game 5 yards to the BORO41*.
Mary 2-14 at Boro41 Juhlin, Philip rush for 16 yards to the BORO25, **1ST DOWN MARY** (Blihovde, J.).
Mary 1-10 at Boro25 Jones, Buddy rush for no gain to the BORO25 (Hughes, Marvin).
Mary 2-10 at Boro25 Juhlin, Philip pass complete to Smith, Justin for 18 yards to the BORO7, **1ST DOWN MARY** (Crutcher, Alex;Blihovde, Cody).
Mary 1-G at Boro07 *PENALTY MARY delay of game 5 yards to the BORO12*.
Mary 1-G at Boro12 Jones, Buddy rush for loss of 1 yard to the BORO13 (Blihovde, Cody;Hughes, Marvin).
Mary 2-G at Boro13 Winders, Zane pass complete to Shuler, Thomas for 13 yards to the BORO0, TOUCHDOWN, clock 07:13.
Sharp, Zach kick attempt good.
Maryville 7, Hillsboro 7
Drive: 6 plays, 37 yards, TOP 03:24
Sharp, Zach kickoff 60 yards to the BORO0, touchback.
Boro 1-10 at Boro20 HILLSBORO drive start at 07:13.
Boro 1-10 at Boro20 Crutcher, Alex rush for 39 yards to the MARY41, **1ST DOWN BORO** (Martin, Tyler).
Boro 1-10 at Mary41 Gordon, Eric rush for 3 yards to the MARY38 (McCoy, Cody).
Boro 2-7 at Mary38 Perry, Keith rush for loss of 2 yards to the MARY40 (Smith, Justin).
Boro 3-9 at Mary40 Perry, Keith pass incomplete to Jordan, Cory.
Boro 4-9 at Mary40 Brakefield, H. punt 27 yards to the MARY13, fair catch by Brazan, Jamal.
Drive: 4 plays, 40 yards, TOP 02:05
Mary 1-10 at Mary13 MARYVILLE drive start at 05:08.
Mary 1-10 at Mary13 Shuler, Thomas rush for 8 yards to the MARY21 (Crutcher, Alex).
Mary 2-2 at Mary21 Juhlin, Philip sacked for loss of 1 yard to the MARY20 (Williams, A.).
Mary 3-3 at Mary20 Juhlin, Philip pass complete to Trenda, Mason for 8 yards to the MARY28, **1ST DOWN MARY** (Blihovde, J.).
Mary 1-10 at Mary28 Juhlin, Philip rush for 1 yard to the MARY29 (Hawkins, Johnny).
Mary 2-9 at Mary29 Shuler, Thomas rush for 31 yards to the BORO40, **1ST DOWN MARY** (Crutcher, Alex).
Mary 1-10 at Boro40 Shuler, Thomas rush for no gain to the BORO40 (Bryant, Aaron).
Mary 2-10 at Boro40 Juhlin, Philip pass intercepted by Bryant, Aaron at the BORO30, Bryant, Aaron return 14 yards to the BORO44 (Engelhardt, M.).
Drive: 7 plays, 47 yards, TOP 03:12
Boro 1-10 at Boro44 HILLSBORO drive start at 01:56.
Boro 1-10 at Boro44 Timeout Hillsboro, clock 01:56.
Boro 1-10 at Boro44 Perry, Keith pass complete to Gordon, Eric for loss of 2 yards to the BORO42 (Cox, Luke), *PENALTY BORO false start declined*.
Boro 2-12 at Boro42 Perry, Keith pass complete to Gordon, Eric for no gain to the BORO42 (McCoy, Cody).
Boro 3-12 at Boro42 Perry, Keith pass complete to Crutcher, Alex for 7 yards to the BORO49 (Harris, Kody).
Boro 4-5 at Boro49 Brakefield, H. punt 41 yards to the MARY10, downed.
Drive: 3 plays, 5 yards, TOP 01:31
Mary 1-10 at Mary10 MARYVILLE drive start at 00:25.
Mary 1-10 at Mary10 Shuler, Thomas rush for 2 yards to the MARY12 (Bryant, Aaron).
Drive: 1 plays, 2 yards, TOP 00:47
Maryville 7, Hillsboro 7

4th Quarter

Mary 2-8 at Mary12 Start of 4th quarter, clock 12:00.
Mary 2-8 at Mary12 Juhlin, Philip pass incomplete to Jordan, Chris.
Mary 3-8 at Mary12 Juhlin, Philip pass complete to Shuler, Thomas for 6 yards to the MARY18 (Gordon, Eric;Jordan, Keenan).
Mary 4-2 at Mary18 Bustin, Ross punt 26 yards to the MARY44, fair catch by Blihovde, J..
Drive: 3 plays, 8 yards, TOP 00:47
Boro 1-10 at Mary44 HILLSBORO drive start at 11:38.
Boro 1-10 at Mary44 Crutcher, Alex rush for 9 yards to the MARY35 (Brazan, Jamal).
Boro 2-1 at Mary35 Perry, Keith pass complete to Jordan, Cory for 5 yards to the MARY30, **1ST DOWN BORO** (Brazan, Jamal).
Boro 1-10 at Mary30 Perry, Keith pass complete to Gordon, Eric for 23 yards to the MARY7, **1ST DOWN BORO** (Harris, Kody).
Boro 1-G at Mary07 Perry, Keith pass incomplete to Davis, DeAndre (Brazan, Jamal).
Boro 2-G at Mary07 Gordon, Eric rush for loss of 4 yards to the MARY11 (Smith, Justin;Booker, Jeffrey).
Boro 3-G at Mary11 Perry, Keith rush for 8 yards to the MARY3 (McCoy, Cody).
Boro 4-G at Mary03 Noe, Jacob field goal attempt from 20 GOOD, clock 08:52, *PENALTY MARY roughing the kicker 5 yards to the BORO45*.
Hillsboro 10, Maryville 7
Boro 1-G at Boro45 1st and 10.
Boro 1-10 at Boro45 BORO ball on BORO45. Drive: 7 plays, 41 yards, TOP 02:46
Brakefield, H. kickoff 55 yards to the MARY0, touchback.
Mary 1-10 at Mary20 MARYVILLE drive start at 08:52.
Mary 1-10 at Mary20 Juhlin, Philip rush for 5 yards to the MARY25 (Williams, A.;Hawkins, Johnny).
Mary 2-5 at Mary25 Jones, Buddy rush for 12 yards to the MARY37, **1ST DOWN MARY** (Crutcher, Alex;Blihovde, Cody).
Mary 1-10 at Mary37 Juhlin, Philip pass complete to Jones, Buddy for 29 yards to the BORO34, **1ST DOWN MARY** (Gordon, Eric).
Mary 1-10 at Boro34 Juhlin, Philip rush for 3 yards to the BORO31 (Bryant, Aaron;Hamilton, T.).
Mary 2-7 at Boro31 Young, Mark pass complete to Juhlin, Philip for 2 yards to the BORO29 (Hughes, Marvin).
Mary 3-5 at Boro29 Timeout Maryville, clock 05:49.
Mary 3-5 at Boro29 Brazan, Jamal rush for no gain to the BORO29 (Williams, A.).
Mary 4-5 at Boro29 *PENALTY MARY delay of game 5 yards to the BORO34*.
Mary 4-10 at Boro34 Young, Mark pass incomplete to Trenda, Mason. Drive: 7 plays, 46 yards, TOP 03:51
Boro 1-10 at Boro34 HILLSBORO drive start at 05:01.
Boro 1-10 at Boro34 Gordon, Eric rush for 8 yards to the BORO42 (Booker, Jeffrey).
Boro 2-2 at Boro42 Crutcher, Alex rush for 1 yard to the BORO43 (Heath, Brad).
Boro 3-1 at Boro43 Perry, Keith pass incomplete to Blihovde, J. (Martin, Tyler).
Boro 4-1 at Boro43 Brakefield, H. punt 34 yards to the MARY23, Brazan, Jamal return 1 yards to the MARY24 (Parrish, D.). Drive: 3 plays, 9 yards, TOP 01:36
Mary 1-10 at Mary24 MARYVILLE drive start at 03:25.
Mary 1-10 at Mary24 Shuler, Thomas rush for 1 yard to the MARY25 (Bryant, Aaron).
Mary 2-9 at Mary25 Juhlin, Philip pass complete to Trenda, Mason for 5 yards to the MARY30 (Hawkins, Johnny).
Mary 3-4 at Mary30 Juhlin, Philip pass incomplete to Shuler, Thomas (Hughes, Marvin).
Mary 4-4 at Mary30 Juhlin, Philip sacked for loss of 1 yard to the MARY29 (Hamilton, T.;Bryant, Aaron).
Drive: 4 plays, 5 yards, TOP 00:51
Boro 1-10 at Mary29 HILLSBORO drive start at 02:34.
Boro 1-10 at Mary29 Crutcher, Alex rush for 7 yards to the MARY22 (Harris, Kody;McCoy, Cody).
Boro 2-3 at Mary22 Crutcher, Alex rush for 2 yards to the MARY20 (Smith, Justin;Cox, Luke).
Boro 3-1 at Mary20 Crutcher, Alex rush for loss of 1 yard to the MARY21 (Booker, Jeffrey).
Boro 4-2 at Mary21 Timeout Maryville, clock 00:55.
Boro 4-2 at Mary21 Gordon, Eric rush for 1 yard to the MARY20 (Brazan, Jamal). Drive: 4 plays, 9 yards, TOP 01:44
Mary 1-10 at Mary20 MARYVILLE drive start at 00:50.
Mary 1-10 at Mary20 MARY ball on MARY21.
Mary 1-10 at Mary21 Young, Mark pass complete to Shuler, Thomas for 6 yards to the MARY27 (Bryant, Aaron).
Mary 2-4 at Mary27 Young, Mark pass complete to Winders, Zane for 8 yards to the MARY35, **1ST DOWN MARY** (Blihovde, J.).
Mary 1-10 at Mary35 Young, Mark pass incomplete to Trenda, Mason (Gordon, Eric).
Mary 2-10 at Mary35 Young, Mark pass incomplete to Trenda, Mason (Hawkins, Johnny).
Mary 3-10 at Mary35 Young, Mark pass incomplete to Winders, Zane.
Mary 4-10 at Mary35 Young, Mark pass incomplete to Trenda, Mason. Drive: 6 plays, 14 yards, TOP 00:50
Boro 1-10 at Mary35 HILLSBORO drive start at 00:00.
Boro 1-10 at Mary35 End of game, clock 00:00.
FINAL SCORE
Hillsboro 10, Maryville 7

Play Breakdown Summary

Play Breakdown Summary (Final)
2008 Blue Cross Bowl
Maryville vs Hillsboro (Dec 6, 2008 at Murfreesboro, TN)

Maryville Down	RUN	PASS	Total
OVERALL.....	28	30	58
1ST DOWN.....	17	6	23
2ND DOWN-SHORT...	0	1	1
2ND DOWN-MIDDLE..	4	3	7
2ND DOWN-LONG....	3	10	13
3RD DOWN-SHORT...	2	0	2
3RD DOWN-MIDDLE..	0	4	4
3RD DOWN-LONG....	2	3	5
4TH DOWN.....	0	3	3

Hillsboro Down	RUN	PASS	Total
OVERALL.....	28	17	45
1ST DOWN.....	14	6	20
2ND DOWN-SHORT...	3	1	4
2ND DOWN-MIDDLE..	2	0	2
2ND DOWN-LONG....	5	3	8
3RD DOWN-SHORT...	1	1	2
3RD DOWN-MIDDLE..	1	1	2
3RD DOWN-LONG....	1	5	6
4TH DOWN.....	1	0	1

Maryville Formation	RUN	PASS	Total
.....	28	30	58

Hillsboro Formation	RUN	PASS	Total
.....	28	17	45

Maryville (Sorted by Play type)

1ST DOWN RUN (17 RUN, 6 PASS)

1-10 H34 #15	3	[ ]
1-10 H47 #15	4	[ ]
1-10 M20 #15	5	[ ]
1-10 M28 #15	1	[ ]
1-10 H37 #15	1	[ ]
1-10 M13 #21	8	[ ]
1-10 H40 #21	0	[ ]
1-10 M18 #21	2	[ ]
1-10 M10 #21	2	[ ]
1-10 H35 #21	1	[ ]
1-10 M24 #21	1	[ ]
1-10 M32 #25	5	[ ]
1-10 M27 #25	3	[ ]
1-10 M40 #25	-1	[ ]
1-10 H25 #25	0	[ ]
1-12 H12 #25	-1	[ ]
1-10 H49 #25	5	[ ]

1ST DOWN PASS

1-10 M21 #14 to #21	6	[ ]
1-10 H21 #15 to #25	4	[ ]
1-10 M37 #15 to #25	29	[ ]
1-10 M30 #15 to #41	6	[ ]
1-10 M20 #15 to #5	10	[ ]
1-10 M35 #14 to #6	-	[ ]

2ND-SHORT RUN (0 RUN, 1 PASS)

2ND-SHORT PASS

2-2 M21 #15 to #	SACK	[ ]

2ND-MIDDLE RUN (4 RUN, 3 PASS)

2-5 M37 #15	6	[ ]
2-6 H17 #21	2	[ ]
2-5 M25 #25	12	[ ]
2-4 M36 #25	3	[ ]

2ND-MIDDLE PASS

2-4 M27 #14 to #13	8	[ ]
2-6 H43 #15 to #6	8	[ ]
2-5 H44 #15 to #	SACK	[ ]

2ND-LONG RUN (3 RUN, 10 PASS)

2-14 H41 #15	16	[ ]
2-9 M29 #21	31	[ ]
2-7 M30 #21	-1	[ ]

2ND-LONG PASS

2-7 H31 #14 to #15	2	[ ]
2-10 H40 #15 to #2	INT	[ ]
2-13 H13 #13 to #21	13	[ ]
2-8 M20 #14 to #25	4	[ ]
2-8 M12 #15 to #5	-	[ ]
2-9 M25 #15 to #6	5	[ ]
2-9 H34 #15 to #6	7	[ ]
2-10 M35 #14 to #6	-	[ ]
2-11 M39 #15 to #6	12	[ ]
2-10 H25 #15 to #81	18	[ ]

3RD-SHORT RUN (2 RUN, 0 PASS)

3-2 H27 #21	1	[ ]
3-1 M39 #21	14	[ ]

3RD-SHORT PASS

3RD-MIDDLE RUN (0 RUN, 4 PASS)

3RD-MIDDLE PASS

3-4 M30 #15 to #21	-	[ ]
3-4 M24 #14 to #41	-	[ ]

```
                                                          3-3  M20 #15 to #6      8 [    ]
                                                          3-4  H15 #15 to #       - [    ]

3RD-LONG RUN  (2 RUN, 3 PASS)                             3RD-LONG PASS
3-5  H29 #20   0 [    ]                                   3-10 M35 #14 to #13     - [    ]
3-23 M14 #25   8 [    ]                                   3-8  M12 #15 to #21     6 [    ]
                                                          3-11 M50 #15 to #9      4 [    ]

4TH DOWN RUN  (0 RUN, 3 PASS)                             4TH DOWN PASS
                                                          4-10 H34 #14 to #6      - [    ]
                                                          4-10 M35 #14 to #6      - [    ]
                                                          4-4  M30 #15 to #    SACK [    ]
```

Hillsboro (Sorted by Play type)

```
1ST DOWN RUN  (14 RUN, 6 PASS)                            1ST DOWN PASS
1-25 H28 #10  15 [    ]                                   1-7  M07 #10 to #24     - [    ]
1-10 M33 #10   2 [    ]                                   1-15 M28 #10 to #3     21 [    ]
1-10 H35 #10   6 [    ]                                   1-10 H44 #10 to #3     -2 [    ]
1-7  M07 #10   5 [    ]                                   1-10 M30 #10 to #3     23 [    ]
1-10 M41 #3    3 [    ]                                   1-20 H10 #10 to #3      4 [    ]
1-10 H24 #3   11 [    ]                                   1-10 H43 #10 to #8     14 [    ]
1-10 H34 #3    8 [    ]
1-10 M41 #3    3 [    ]
1-10 M29 #4    7 [    ]
1-10 M39 #4    3 [    ]
1-10 M44 #4    9 [    ]
1-10 M47 #4    5 [    ]
1-10 H20 #4   39 [    ]
1-10 H20 #4    3 [    ]

2ND-SHORT RUN  (3 RUN, 1 PASS)                            2ND-SHORT PASS
2-3  M22 #4    2 [    ]                                   2-1  M35 #10 to #8      5 [    ]
2-2  H42 #4    1 [    ]
2-2  M02 #TM  -3 [    ]

2ND-MIDDLE RUN  (2 RUN, 0 PASS)                           2ND-MIDDLE PASS
2-5  M42 #10   4 [    ]
2-4  H41 #10   1 [    ]

2ND-LONG RUN  (5 RUN, 3 PASS)                             2ND-LONG PASS
2-7  M38 #10  -2 [    ]                                   2-12 H42 #10 to #3      0 [    ]
2-10 H43 #10   4 [    ]                                   2-16 H14 #10 to #6      - [    ]
2-7  M07 #3   -4 [    ]                                   2-7  M38 #10 to #8      - [    ]
2-7  M36 #4   13 [    ]
2-7  H23 #4    4 [    ]

3RD-SHORT RUN  (1 RUN, 1 PASS)                            3RD-SHORT PASS
3-1  M20 #4   -1 [    ]                                   3-1  H43 #10 to #6      - [    ]

3RD-MIDDLE RUN  (1 RUN, 1 PASS)                           3RD-MIDDLE PASS
3-3  M03 #3    3 [    ]                                   3-3  H42 #10 to #3      - [    ]

3RD-LONG RUN  (1 RUN, 5 PASS)                             3RD-LONG PASS
3-11 M11 #10   8 [    ]                                   3-16 H14 #10 to #21     - [    ]
                                                          3-7  M38 #10 to #3     -1 [    ]
                                                          3-12 H42 #10 to #4      7 [    ]
                                                          3-6  H47 #10 to #6     14 [    ]
                                                          3-9  M40 #10 to #8      - [    ]

4TH DOWN RUN  (1 RUN, 0 PASS)                             4TH DOWN PASS
4-2  M21 #3    1 [    ]
```

2007 Class 4A Football Playoffs

November 9 - December 8, 2007

First Round

R3 #1	Maryville (10-0)	42
Game 101 Fri. Nov. 9 7 PM		
R4 #4	Rhea Co. (6-4)	18
R4 #2	Brainerd (7-3)	22
Game 102 Fri. Nov. 9 7 PM		
R3 #3	Knoxville West (6-4)	35
R3 #2	Knoxville Halls (7-3)	30
Game 103 Fri. Nov. 9 7 PM		
R4 #3	Cleveland (7-3)	22
R3 #4	Powell (5-5)	27
Game 104 Fri. Nov. 9 7 PM		
R4 #1	Red Bank (10-0)	30
R1 #1	Sullivan South (9-1)	41
Game 105 Fri. Nov. 9 7 PM		
R2 #4	Morristown East (5-5)	21
R2 #2	Morristown West (5-5)	40
Game 106 Fri. Nov. 9 7 PM		
R1 #3	Johnson Co. (7-3)	16
R1 #2	Tennessee (8-2)	14
Game 107 Fri. Nov. 9 7 PM		
R2 #3	Volunteer (5-5)	21
R1 #4	Sullivan East (7-3)	12
Game 108 Fri. Nov. 9 7 PM		
R2 #1	Greeneville (8-2)	49
R7 #1	Henry Co. (9-1)	70
Game 109 Fri. Nov. 9 7 PM		
R8 #4	Raleigh Egypt (2-8)	14
R8 #2	Fairley (7-3)	36
Game 110 Fri. Nov. 9 7 PM		
R7 #3	Hardin Co. (7-3)	28
R7 #2	Munford (7-3)	28
Game 111 Fri. Nov. 9 7 PM		
R8 #3	Kingsbury (6-4)	42
R7 #4	J. North Side (5-5)	0
Game 112 Fri. Nov. 9 7 PM		
R8 #1	Melrose (7-3)	32
R5 #1	Hillsboro (8-1)	37
Game 113 Fri. Nov. 9 7 PM		
R6 #4	Beech (7-3)	7
R6 #2	Mt. Juliet (8-2)	42
Game 114 Fri. Nov. 9 7 PM		
R5 #3	Tullahoma (6-4)	14
R5 #2	Maplewood (8-2)	33
Game 115 Fri. Nov. 9 7 PM		
R6 #3	Kenwood (8-2)	12
R5 #4	Shelbyville (3-7)	14
Game 116 Fri. Nov. 9 7 PM		
R6 #1	Clarksville (9-1)	42

Second Round

Maryville	17	
Game 201 Fri. Nov. 16 7 PM		
Knoxville West	9	
Knoxville Halls	7	
Game 202 Fri. Nov. 16 7 PM		
Red Bank	35	
Sullivan South	41	
Game 203 Fri. Nov. 16 7 PM		
Morristown West	21	
Volunteer	21	
Game 204 Fri. Nov. 16 7 PM		
Greeneville	34	
Henry Co.	48	
Game 205 Fri. Nov. 16 7 PM		
Fairley	34	
Kingsbury	6	
Game 206 Fri. Nov. 16 7 PM		
Melrose	24	
Hillsboro	44	
Game 207 Fri. Nov. 16 7 PM		
Mt. Juliet	20	
Maplewood	19	
Game 208 Fri. Nov. 16 7 PM		
Clarksville	7	

Quarterfinals

Maryville	52	
Game 301 Fri. Nov. 23 7 PM		
Red Bank	20	
Sullivan South	41	
Game 302 Fri. Nov. 23 7 PM		
Greeneville	14	
Henry Co.	27	
Game 303 Fri. Nov. 23 7 PM		
Melrose	26	
Hillsboro	17	
Game 304 Fri. Nov. 23 7 PM		
Maplewood	18	

Semifinals

Maryville	48	
Game 401 Fri. Nov. 30 7 PM		
Sullivan South	21	
Henry Co.	35	
Game 402 Fri. Nov. 30 7 PM		
Maplewood	36	

Championship

Maryville	28	
Game 501 Sat. Dec. 8 3:30 PM BlueCross Bowl @ MTSU		
Maplewood	13	

Maryville

STATE CHAMPION

Notes:

Scoring Summary

Scoring Summary (Final)
2007 Blue Cross Bowl
Maplewood vs Maryville (Dec 8, 2007 at Murfreesboro, TN)

Maplewood (12-3) vs. Maryville (15-0)
Date: Dec 8, 2007 Site: Murfreesboro, TN Stadium: Floyd
Attendance:

Score by Quarters	**1**	**2**	**3**	**4**	**Score**
Maplewood.....	7	6	0	0	- 13
Maryville.....	7	14	7	0	- 28

Scoring Summary:

1st 09:09 MARY - Jordan, Chris 17 yd pass from Burnette, Brent (Bustin, Ross kick)
8 plays, 62 yards, TOP 2:51, MAPLE 0 - MARY 7
05:24 MAPLE - Cantrell, M. 5 yd run (Howard, D. kick)
8 plays, 52 yards, TOP 3:45, MAPLE 7 - MARY 7
2nd 05:54 MARY - Shuler, Thomas 3 yd run (Bustin, Ross kick)
10 plays, 75 yards, TOP 4:39, MAPLE 7 - MARY 14
05:30 MAPLE - Cantrell, M. 4 yd run (Howard, D. kick failed)
2 plays, 45 yards, TOP 0:24, MAPLE 13 - MARY 14
02:47 MARY - Jordan, Chris 34 yd pass from Burnette, Brent (Bustin, Ross kick)
6 plays, 56 yards, TOP 2:43, MAPLE 13 - MARY 21
3rd 01:52 MARY - Shuler, Thomas 30 yd pass from Shiver, Stephen (Bustin, Ross kick)
3 plays, 57 yards, TOP 1:02, MAPLE 13 - MARY 28

Kickoff time: 3:36 PM End of Game: 6:17 Total elapsed time: 2:31
Officials: Referee: Larry Babb; Umpire: Mike Hughes; Linesman: Michael Lloyd;
Line judge: Scott Carver; Back judge: Joe Burford; Field judge: ECO Joe Burr;
Scorer: Layman/Morris;
Temperature: 64 Wind: SSE 4 Weather: Cloudy

Offensive MVP: Brent Burnette (Maryville)
Defensive MVP: LeDarius Osborne (Maplewood)

Team Statistics

Team Statistics (Final)
2007 Blue Cross Bowl
Maplewood vs Maryville (Dec 8, 2007 at Murfreesboro, TN)

	MAPLE	MARY
FIRST DOWNS.....	**10**	**22**
Rushing.....	5	10
Passing.....	4	11
Penalty.....	1	1
NET YARDS RUSHING.....	**134**	**130**
Rushing Attempts.....	34	39
Average Per Rush.....	3.9	3.3
Rushing Touchdowns.....	2	1
Yards Gained Rushing.....	137	162
Yards Lost Rushing.....	3	32
NET YARDS PASSING.....	**95**	**252**
Completions-Attempts-Int....	5-12-1	16-23-0
Average Per Attempt.....	7.9	11.0
Average Per Completion.....	19.0	15.8
Passing Touchdowns.....	0	3
TOTAL OFFENSE YARDS.....	**229**	**382**
Total offense plays.....	46	62
Average Gain Per Play.....	5.0	6.2
Fumbles: Number-Lost.....	0-0	0-0
Penalties: Number-Yards.....	10-75	9-84
PUNTS-YARDS.....	4-125	3-101
Average Yards Per Punt.....	31.2	33.7
Net Yards Per Punt.....	32.2	30.7
Inside 20.....	0	0
50+ Yards.....	0	0
Touchbacks.....	0	0
Fair catch.....	1	1
KICKOFFS-YARDS.....	3-104	5-225
Average Yards Per Kickoff...	34.7	45.0
Net Yards Per Kickoff.....	26.0	29.4
Touchbacks.....	1	0
Punt returns: Number-Yards-TD.	2-9-0	2--4-0
Average Per Return.....	4.5	-2.0
Kickoff returns: Number-Yds-TD	4-78-0	2-6-0
Average Per Return.....	19.5	3.0
Interceptions: Number-Yds-TD..	0-0-0	1--2-0
Fumble Returns: Number-Yds-TD.	0-0-0	0-0-0
Miscellaneous Yards.....	0	0
Possession Time.....	21:59	26:01
1st Quarter.....	7:08	4:52
2nd Quarter.....	4:03	7:57
3rd Quarter.....	7:02	4:58
4th Quarter.....	3:46	8:14
Third-Down Conversions.....	2 of 10	8 of 13
Fourth-Down Conversions.....	2 of 3	0 of 0
Red-Zone Scores-Chances.....	2-2	2-2
Sacks By: Number-Yards.....	3-29	0-0
PAT Kicks.....	1-2	4-4
Field Goals.....	0-0	0-0

Individual Statistics

Individual Statistics (Final)
2007 Blue Cross Bowl
Maplewood vs Maryville (Dec 8, 2007 at Murfreesboro, TN)

Maplewood

Rushing	No	Gain	Loss	Net	TD	Lg	Avg
Cantrell, M.	23	89	3	86	2	13	3.7
Thorpe, D.	3	28	0	28	0	21	9.3
Simpson, Chris	6	17	0	17	0	4	2.8
Short, James	1	2	0	2	0	2	2.0
Hagan, Stanley	1	1	0	1	0	1	1.0
Totals...	34	137	3	134	2	21	3.9

Passing	Att-Cmp-Int	Yds	TD	Long	Sack
Simpson, Chris	12-5-1	95	0	36	0
Totals...	12-5-1	95	0	36	0

Receiving	No.	Yds	TD	Long
Parks, Q.	3	74	0	36
Cantrell, M.	1	18	0	18
Vanlier, Tyrone	1	3	0	3
Totals...	5	95	0	36

Punting	No.	Yds	Avg	Long	In20	TB
Cantrell, M.	4	125	31.2	36	0	0
Totals...	4	125	31.2	36	0	0

	Punts			Kickoffs			Intercept		
All Returns	No.	Yds.	Lg	No.	Yds.	Lg	No.	Yds.	Lg
Parks, Q.	1	14	14	0	0	0	0	0	0
Hagan, Stanley	0	0	0	1	3	3	0	0	0
Howard, D.	0	0	0	3	75	38	0	0	0
Simpson, Chris	1	-5	0	0	0	0	0	0	0
Totals...	2	9	14	4	78	38	0	0	0

Field goal attempts

Kickoffs	No.	Yds	TB	OB	Avg
Howard, D.	3	104	1	0	34.7

Maryville

Rushing	No	Gain	Loss	Net	TD	Lg	Avg
Shuler, Thomas	21	116	0	116	1	24	5.5
Rodrigues, Tim	12	46	0	46	0	6	3.8
TEAM	3	0	3	-3	0	0	-1.0
Burnette, Brent	3	0	29	-29	0	0	-9.7
Totals...	39	162	32	130	1	24	3.3

Passing	Att-Cmp-Int	Yds	TD	Long	Sack
Burnette, Brent	22-15-0	222	2	39	3
Shiver, Stephen	1-1-0	30	1	30	0
Totals...	23-16-0	252	3	39	3

Receiving	No.	Yds	TD	Long
Rodrigues, Tim	5	61	0	16
Douglas, A.	4	68	0	39
Jordan, Chris	3	62	2	34
Shiver, Stephen	2	19	0	10
Shuler, Thomas	1	30	1	30
Clement, Caleb	1	12	0	12
Totals...	16	252	3	39

Punting	No.	Yds	Avg	Long	In20	TB
Young, Mark	3	101	33.7	40	0	0
Totals...	3	101	33.7	40	0	0

	Punts			Kickoffs			Intercept		
All Returns	No.	Yds.	Lg	No.	Yds.	Lg	No.	Yds.	Lg
Shiver, Stephen	0	0	0	0	0	0	1	-2	0
Lairamore, Will	0	0	0	2	6	4	0	0	0
Clendenen, T.	2	-4	1	0	0	0	0	0	0
Totals...	2	-4	1	2	6	4	1	-2	0

Field goal attempts

Kickoffs	No.	Yds	TB	OB	Avg
Sharp, Zach	5	225	0	1	45.0

FUMBLES: Maplewood-None. Maryville-None.

Drive Chart

Drive Chart (Final)
2007 Blue Cross Bowl
Maplewood vs Maryville (Dec 8, 2007 at Murfreesboro, TN)

	Drive Started				Drive Ended			Consumed	
Team	**Qtr**	**Spot**	**Time**	**Obtained**	**Spot**	**Time**	**How Lost**	**Pl-Yds**	**TOP**
MAPLE	1st	M48	09:09	Kickoff	H00	05:24	*TOUCHDOWN	8-52	3:45#
MAPLE	1st	M41	03:23	Punt	M47	10:33	Punt	7-6	4:50
MAPLE	2nd	H45	05:54	Kickoff	H00	05:30	*TOUCHDOWN	2-45	0:24#
MAPLE	2nd	M13	02:47	Kickoff	M33	00:35	Punt	4-20	2:12
MAPLE	3rd	M27	12:00	Kickoff	M48	08:01	Punt	7-21	3:59
MAPLE	3rd	M08	04:05	Punt	M09	02:54	Interception	3-1	1:11
MAPLE	3rd	M35	01:52	Kickoff	M39	11:50	Punt	3-4	2:02
MAPLE	4th	M30	10:21	Punt	H28	06:45	Downs	12-42	3:36
MARY	1st	H38	12:00	Kickoff	M00	09:09	*TOUCHDOWN	8-62	2:51#
MARY	1st	H20	05:24	Kickoff	H42	03:23	Punt	4-22	2:01
MARY	2nd	H25	10:33	Punt	M00	05:54	*TOUCHDOWN	10-75	4:39#
MARY	2nd	H44	05:30	Kickoff	M00	02:47	*TOUCHDOWN	6-56	2:43
MARY	2nd	H27	00:35	Punt	H30	00:00	End of half	4-3	0:35
MARY	3rd	H17	08:01	Punt	H39	04:05	Punt	8-22	3:56
MARY	3rd	H43	02:54	Interception	M00	01:52	*TOUCHDOWN	3-57	1:02
MARY	4th	H25	11:50	Punt	H40	10:21	Punt	5-15	1:29
MARY	4th	H29	06:45	Downs	M26	00:00	End of half	14-45	6:45

MAPLE	**1st Qtr**	**2nd Qtr**	**3rd Qtr**	**4th Qtr**	**1st Half**	**2nd Half**	**Total**
Time of possession	07:08	04:03	07:02	03:46	11:11	10:48	21:59
3rd Down Conversions	2/2	0/2	0/3	0/3	2/4	0/6	2/10
Avg Field Position	M44	M34	M23	M30	M39	M25	M32
4th Down Conversions	0/0	0/0	0/0	2/3	0/0	2/3	2/3

MARY	**1st Qtr**	**2nd Qtr**	**3rd Qtr**	**4th Qtr**	**1st Half**	**2nd Half**	**Total**
Time of possession	04:52	07:57	04:58	08:14	12:49	13:12	26:01
3rd Down Conversions	2/3	4/4	0/1	2/5	6/7	2/6	8/13
Avg Field Position	H29	H32	H30	H27	H30	H28	H29
4th Down Conversions	0/0	0/0	0/0	0/0	0/0	0/0	0/0

Drive Chart (By Quarter)

	Drive Started				Drive Ended			Consumed	
Team	**Qtr**	**Spot**	**Time**	**Obtained**	**Spot**	**Time**	**How Lost**	**Pl-Yds**	**TOP**
MARY	1st	H38	12:00	Kickoff	M00	09:09	*TOUCHDOWN	8-62	2:51#
MAPLE	1st	M48	09:09	Kickoff	H00	05:24	*TOUCHDOWN	8-52	3:45#
MARY	1st	H20	05:24	Kickoff	H42	03:23	Punt	4-22	2:01
MAPLE	1st	M41	03:23	Punt	M47	10:33	Punt	7-6	4:50
MARY	2nd	H25	10:33	Punt	M00	05:54	*TOUCHDOWN	10-75	4:39#
MAPLE	2nd	H45	05:54	Kickoff	H00	05:30	*TOUCHDOWN	2-45	0:24#
MARY	2nd	H44	05:30	Kickoff	M00	02:47	*TOUCHDOWN	6-56	2:43
MAPLE	2nd	M13	02:47	Kickoff	M33	00:35	Punt	4-20	2:12
MARY	2nd	H27	00:35	Punt	H30	00:00	End of half	4-3	0:35
MAPLE	3rd	M27	12:00	Kickoff	M48	08:01	Punt	7-21	3:59
MARY	3rd	H17	08:01	Punt	H39	04:05	Punt	8-22	3:56
MAPLE	3rd	M08	04:05	Punt	M09	02:54	Interception	3-1	1:11
MARY	3rd	H43	02:54	Interception	M00	01:52	*TOUCHDOWN	3-57	1:02
MAPLE	3rd	M35	01:52	Kickoff	M39	11:50	Punt	3-4	2:02
MARY	4th	H25	11:50	Punt	H40	10:21	Punt	5-15	1:29
MAPLE	4th	M30	10:21	Punt	H28	06:45	Downs	12-42	3:36
MARY	4th	H29	06:45	Downs	M26	00:00	End of half	14-45	6:45

Defensive Statistics

Defensive Statistics (Final)
2007 Blue Cross Bowl
Maplewood vs Maryville (Dec 8, 2007 at Murfreesboro, TN)

Maplewood

##	Player	Solo	Ast	Tot	TFL/Yds	FF	FR-Yd	Intc	BrUp	Blkd	Sack/Yds	QH
42	Osborne, L.	13	1	14	1.0/9	.	.	.	.	.	1.0/9	.
56	Hopper, Sam	8	.	8	.	.	.	.	.	.	.	.
82	Vanlier, Tyrone	6	2	8	1.0/9	.	.	.	.	.	1.0/9	.
7	Johnson, R.	4	1	5	.	.	.	.	.	.	.	.
8	Howard, D.	4	.	4	.	.	.	.	.	.	.	.
9	Bowins, M.	3	1	4	.	.	.	.	.	.	.	.
21	Campbell, Andre	3	1	4	.	.	.	.	.	.	.	.
62	Howard, J.	2	1	3	.	.	.	.	.	.	.	.
55	Cathey, Romario	2	.	2	1.0/11	.	.	.	.	.	1.0/11	.
15	Thorpe, D.	.	2	2	.	.	.	.	.	.	.	.
4	Simpson, Chris	1	.	1	.	.	.	.	.	.	.	.
2	Cantrell, M.	1	.	1	.	.	.	.	.	.	.	.
88	Parks, Q.	1	.	1	.	.	.	.	.	.	.	.
6	Paschall, A.	.	1	1	.	.	.	.	.	.	.	.

Maryville

##	Player	Solo	Ast	Tot	TFL/Yds	FF	FR-Yd	Intc	BrUp	Blkd	Sack/Yds	QH
44	Cox, Luke	6	1	7	.	.	.	.	.	.	.	.
7	Shiver, Stephen	4	1	5	.	.	.	1--2	.	.	.	.
29	Booker, Jeffrey	3	2	5	.	.	.	.	.	.	.	.
62	Mobius, Zach	3	2	5	.	.	.	.	.	.	.	.
81	Smith, Justin	4	.	4	1.0/2	.	.	.	.	.	.	.
99	Cantwell, J.	4	.	4	1.0/1	.	.	.	.	.	.	.
73	Hollingsworth T	2	2	4	.	.	.	.	.	.	.	.
26	McCoy, Cody	2	1	3	.	.	.	.	.	.	.	.
20	Brazan, Jamal	2	1	3	.	.	.	.	.	.	.	.
56	Coulter, Brad	2	.	2	.	.	.	.	.	.	.	.
17	Clement, Caleb	2	.	2	.	.	.	.	2	.	.	.
8	Martin, Tyler	1	1	2	.	.	.	.	.	.	.	.
83	Lairamore, Will	.	1	1	.	.	.	.	.	.	.	.

Participation Report

Participation Report (Final)
2007 Blue Cross Bowl
Maplewood vs Maryville (Dec 8, 2007 at Murfreesboro, TN)

Maplewood: 2-Cantrell, M., 4-Simpson, Chris, 6-Paschall, A., 7-Johnson, R., 8-Howard, D., 9-Bowins, M., 15-Thorpe, D., 21-Campbell, Andre, 26-Hagan, Stanley, 32-Short, James, 42-Osborne, L., 55-Cathey, Romario, 56-Hopper, Sam, 62-Howard, J., 82-Vanlier, Tyrone, 88-Parks, Q..

Maryville: 5-Jordan, Chris, 7-Shiver, Stephen, 8-Martin, Tyler, 10-Burnette, Brent, 11-Clendenen, T., 14-Young, Mark, 16-Pewitt, Hayden, 17-Clement, Caleb, 20-Brazan, Jamal, 21-Shuler, Thomas, 24-Rodrigues, Tim, 26-McCoy, Cody, 29-Booker, Jeffrey, 39-Bustin, Ross, 44-Cox, Luke, 56-Coulter, Brad, 62-Mobius, Zach, 73-Hollingsworth T, 81-Smith, Justin, 83-Lairamore, Will, 88-Douglas, A., 92-Sharp, Zach, 99-Cantwell, J..

Box Score

Box Score (Final)
Maplewood vs Maryville (Dec 8, 2007 at Murfreesboro, TN)

Score by Quarters	**1**	**2**	**3**	**4**	**Score**	
Maplewood.....	7	6	0	0	- 13	Record: (12-3)
Maryville.....	7	14	7	0	- 28	Record: (15-0)

Scoring Summary:
1st 09:09 MARY - Jordan, Chris 17 yd pass from Burnette, Brent (Bustin, Ross kick), 8-62 2:51, MAPLE 0 - MARY 7
05:24 MAPLE - Cantrell, M. 5 yd run (Howard, D. kick), 8-52 3:45, MAPLE 7 - MARY 7
2nd 05:54 MARY - Shuler, Thomas 3 yd run (Bustin, Ross kick), 10-75 4:39, MAPLE 7 - MARY 14
05:30 MAPLE - Cantrell, M. 4 yd run (Howard, D. kick failed), 2-45 0:24, MAPLE 13 - MARY 14
02:47 MARY - Jordan, Chris 34 yd pass from Burnette, Brent (Bustin, Ross kick), 6-56 2:43, MAPLE 13 - MARY 21
3rd 01:52 MARY - Shuler, Thomas 30 yd pass from Shiver, Stephen (Bustin, Ross kick), 3-57 1:02, MAPLE 13 - MARY 28

	MAPLE	MARY
FIRST DOWNS.....	**10**	**22**
RUSHES-YARDS (NET).....	**34-134**	**39-130**
PASSING YDS (NET).....	**95**	**252**
Passes Att-Comp-Int.....	12-5-1	23-16-0
TOTAL OFFENSE PLAYS-YARDS.....	**46-229**	**62-382**
Fumble Returns-Yards.....	0-0	0-0
Punt Returns-Yards.....	2-9	2--4
Kickoff Returns-Yards.....	4-78	2-6
Interception Returns-Yards....	0-0	1--2
Punts (Number-Avg).....	4-31.2	3-33.7
Fumbles-Lost.....	0-0	0-0
Penalties-Yards.....	10-75	9-84
Possession Time.....	21:59	26:01
Third-Down Conversions.....	2 of 10	8 of 13
Fourth-Down Conversions.....	2 of 3	0 of 0
Red-Zone Scores-Chances.....	2-2	2-2
Sacks By: Number-Yards.....	3-29	0-0

RUSHING: Maplewood-Cantrell, M. 23-86; Thorpe, D. 3-28; Simpson, Chris 6-17; Short, James 1-2; Hagan, Stanley 1-1. Maryville-Shuler, Thomas 21-116; Rodrigues, Tim 12-46; TEAM 3-minus 3; Burnette, Brent 3-minus 29.

PASSING: Maplewood-Simpson, Chris 5-12-1-95. Maryville-Burnette, Brent 15-22-0-222; Shiver, Stephen 1-1-0-30.

RECEIVING: Maplewood-Parks, Q. 3-74; Cantrell, M. 1-18; Vanlier, Tyrone 1-3. Maryville-Rodrigues, Tim 5-61; Douglas, A. 4-68; Jordan, Chris 3-62; Shiver, Stephen 2-19; Shuler, Thomas 1-30; Clement, Caleb 1-12.

INTERCEPTIONS: Maplewood-None. Maryville-Shiver, Stephen 1-minus 2.

FUMBLES: Maplewood-None. Maryville-None.

Stadium: Floyd Attendance: 0
Kickoff time: 3:36 PM End of Game: 6:17 Total elapsed time: 2:31
Officials: Referee: Larry Babb; Umpire: Mike Hughes; Linesman: Michael Lloyd; Line judge: Scott Carver; Back judge: Joe Burford; Field judge: ECO Joe Burr; Scorer: Layman/Morris;
Temperature: 64 Wind: SSE 4 Weather: Cloudy

Offensive MVP: Brent Burnette (Maryville)
Defensive MVP: LeDarius Osborne (Maplewood)

Maplewood vs Maryville (Dec 8, 2007 at Murfreesboro, TN)

SACKS (UA-A): Maplewood-Osborne, L. 1-0; Vanlier, Tyrone 1-0; Cathey, Romario 1-0. Maryville-None.

TACKLES (UA-A): Maplewood-Osborne, L. 13-1; Hopper, Sam 8-0; Vanlier, Tyrone 6-2; Johnson, R. 4-1; Howard, D. 4-0; Campbell, Andre 3-1; Bowins, M. 3-1; Howard, J. 2-1; Cathey, Romario 2-0; Thorpe, D. 0-2; Simpson, Chris 1-0; Cantrell, M. 1-0; Parks, Q. 1-0; Paschall, A. 0-1. Maryville-Cox, Luke 6-1; Shiver, Stephen 4-1; Booker, Jeffrey 3-2; Mobius, Zach 3-2; Cantwell, J. 4-0; Smith, Justin 4-0; Hollingsworth T 2-2; McCoy, Cody 2-1; Brazan, Jamal 2-1; Clement, Caleb 2-0; Coulter, Brad 2-0; Martin, Tyler 1-1; Lairamore, Will 0-1.

Player participation:

Maplewood: 2-Cantrell, M., 4-Simpson, Chris, 6-Paschall, A., 7-Johnson, R., 8-Howard, D., 9-Bowins, M., 15-Thorpe, D.,
21-Campbell, Andre, 26-Hagan, Stanley, 32-Short, James, 42-Osborne, L., 55-Cathey, Romario, 56-Hopper, Sam, 62-Howard, J.,
82-Vanlier, Tyrone, 88-Parks, Q..

Maryville: 5-Jordan, Chris, 7-Shiver, Stephen, 8-Martin, Tyler, 10-Burnette, Brent, 11-Clendenen, T., 14-Young, Mark,
16-Pewitt, Hayden, 17-Clement, Caleb, 20-Brazan, Jamal, 21-Shuler, Thomas, 24-Rodrigues, Tim, 26-McCoy, Cody, 29-Booker, Jeffrey,
39-Bustin, Ross, 44-Cox, Luke, 56-Coulter, Brad, 62-Mobius, Zach, 73-Hollingsworth T, 81-Smith, Justin, 83-Lairamore, Will,
88-Douglas, A., 92-Sharp, Zach, 99-Cantwell, J..

Play-by-Play Summary (1st Quarter)

```
                Howard, D. kickoff 24 yards to the MARY36, Lairamore, Will return 2 yards to
                the MARY38 (Johnson, R.).
      H 1-10 H38   Burnette, Brent pass incomplete to Rodrigues, Tim.
      H 2-10 H38   Rodrigues, Tim rush for 4 yards to the MARY42 (Vanlier, Tyrone).
      H 3-6  H42   Burnette, Brent pass complete to Rodrigues, Tim for 14 yards to the
                   MAPLE44, 1ST DOWN MARY (Hopper, Sam).
      H 1-10 M44   Burnette, Brent pass complete to Rodrigues, Tim for 16 yards to the
                   MAPLE28, 1ST DOWN MARY (Osborne, L.).
      H 1-10 M28   Timeout Maplewood, clock 10:58.
      H 1-10 M28   Rodrigues, Tim rush for 5 yards to the MAPLE23 (Howard, J.;Thorpe, D.).
      H 2-5  M23   Rodrigues, Tim rush for 4 yards to the MAPLE19 (Hopper, Sam).
      H 3-1  M19   Rodrigues, Tim rush for 2 yards to the MAPLE17, 1ST DOWN MARY (Hopper, Sam).
      H 1-10 M17   Burnette, Brent pass complete to Jordan, Chris for 17 yards to the
                   MAPLE0, 1ST DOWN MARY, TOUCHDOWN, clock 09:09.
                   Bustin, Ross kick attempt good.
                                        ========================
                                        MAPLEWOOD 0, MARYVILLE 7
                                        ========================
--------------- 8 plays, 62 yards, TOP 02:51 ---------------

                   Sharp, Zach kickoff 50 yards to the MAPLE10, Howard, D. return 38 yards
                   to the MAPLE48 (Lairamore, Will;Martin, Tyler).
  M 1-10 M48   MAPLEWOOD drive start at 09:09.
  M 1-10 M48   Cantrell, M. rush for 5 yards to the MARY47 (Hollingsworth T).
  M 2-5  H47   Cantrell, M. rush for 4 yards to the MARY43 (Shiver, Stephen;McCoy, Cody).
  M 3-1  H43   Simpson, Chris rush for 2 yards to the MARY41, 1ST DOWN MAPLE (Cox, Luke).
  M 1-10 H41   Cantrell, M. rush for loss of 2 yards to the MARY43 (Smith, Justin).
  M 2-12 H43   Simpson, Chris pass complete to Parks, Q. for 25 yards to the MARY18, 1ST
               DOWN MAPLE (McCoy, Cody).
  M 1-10 H18   Cantrell, M. rush for 1 yard to the MARY17 (Mobius, Zach), PENALTY MARY
               face mask 9 yards to the MARY8, 1ST DOWN MAPLE.
  M 1-G  H08   1st and 8.
  M 1-G  H08   Simpson, Chris rush for 3 yards to the MARY5 (Cox, Luke).
  M 2-G  H05   Cantrell, M. rush for 5 yards to the MARY0, TOUCHDOWN, clock 05:24.
               Howard, D. kick attempt good.
                                        ========================
                                        MAPLEWOOD 7, MARYVILLE 7
                                        ========================
--------------- 8 plays, 52 yards, TOP 03:45 ---------------

                Howard, D. kickoff 60 yards to the MARY0, touchback.
      H 1-10 H20   MARYVILLE drive start at 05:24.
      H 1-10 H20   Shuler, Thomas rush for 15 yards to the MARY35, 1ST DOWN MARY (Howard, D.).
      H 1-10 H35   Shuler, Thomas rush for no gain to the MARY35 (Osborne, L.).
      H 2-10 H35   Burnette, Brent pass complete to Douglas, A. for 7 yards to the MARY42
                   (Osborne, L.).
      H 3-3  H42   Burnette, Brent pass incomplete to Douglas, A..
      H 4-3  H42   Young, Mark punt 31 yards to the MAPLE27, Parks, Q. return 14 yards to
                   the MAPLE41 (Coulter, Brad).
--------------- 4 plays, 22 yards, TOP 02:01 ---------------

  M 1-10 M41   MAPLEWOOD drive start at 03:23.
  M 1-10 M41   Cantrell, M. rush for 6 yards to the MAPLE47 (Cox, Luke).
  M 2-4  M47   Cantrell, M. rush for 2 yards to the MAPLE49 (Booker, Jeffrey).
  M 3-2  M49   Cantrell, M. rush for 7 yards to the MARY44, 1ST DOWN MAPLE (Mobius,
               Zach;Hollingsworth T).
  M 1-10 H44   PENALTY MAPLE delay of game 5 yards to the MARY49.
  M 1-15 H49   Timeout Maplewood, clock 01:27.
  M 1-15 H49   Cantrell, M. rush for 1 yard to the MARY48 (Cantwell, J.).
  M 2-14 H48   Simpson, Chris pass complete to Vanlier, Tyrone for 3 yards to the MARY45
               (Booker, Jeffrey;Brazan, Jamal).

                                        ===END OF 1st QUARTER===
                                        MAPLEWOOD 7, MARYVILLE 7
                                        ========================
```

Play-by-Play Summary (2nd quarter)

```
  M 3-11 H45   Start of 2nd quarter, clock 12:00.
  M 3-11 H45   Simpson, Chris rush for 1 yard to the MARY44 (Mobius, Zach), PENALTY
               MAPLE holding 22 yards to the MAPLE34.
  M 3-32 M34   3rd and 20.
  M 3-20 M34   Cantrell, M. rush for 13 yards to the MAPLE47 (Booker, Jeffrey).
  M 4-7  M47   Cantrell, M. punt 28 yards to the MARY25, fair catch by Clendenen, T..
--------------- 7 plays, 6 yards, TOP 04:50 ---------------

      H 1-10 H25   MARYVILLE drive start at 10:33.
      H 1-10 H25   Burnette, Brent sacked for loss of 9 yards to the MARY16 (Vanlier,
                   Tyrone).
      H 2-19 H16   Shuler, Thomas rush for 2 yards to the MARY18 (Vanlier, Tyrone).
      H 3-17 H18   Burnette, Brent pass complete to Douglas, A. for 39 yards to the
                   MAPLE43, 1ST DOWN MARY (Campbell, Andre).
      H 1-10 M43   Rodrigues, Tim rush for 6 yards to the MAPLE37 (Hopper, Sam).
      H 2-4  M37   Shuler, Thomas rush for 6 yards to the MAPLE31, 1ST DOWN MARY
                   (Vanlier, Tyrone).
      H 1-10 M31   Burnette, Brent pass incomplete to Douglas, A..
      H 2-10 M31   Shuler, Thomas rush for 2 yards to the MAPLE29 (Cathey, Romario).
      H 3-8  M29   PENALTY MAPLE Encroachment 5 yards to the MAPLE24.
      H 3-3  M24   Burnette, Brent pass complete to Rodrigues, Tim for 13 yards to the
                   MAPLE11, 1ST DOWN MARY (Campbell, Andre).
      H 1-10 M11   Shuler, Thomas rush for 8 yards to the MAPLE3 (Osborne, L.).
      H 2-2  M03   Shuler, Thomas rush for 3 yards to the MAPLE0, 1ST DOWN MARY,
                   TOUCHDOWN, clock 05:54.
                   Bustin, Ross kick attempt good.
                                   =========================
                                   MAPLEWOOD 7, MARYVILLE 14
                                   =========================
--------------- 10 plays, 75 yards, TOP 04:39 ---------------

                   Sharp, Zach kickoff 57 yards to the MAPLE3, Howard, D. return 37 yards
                   to the MAPLE40 (Martin, Tyler), PENALTY MARY personal foul 15 yards to
                   the MARY45, 1st and 10, MAPLE ball on MARY45.
  M 1-10 H45   MAPLEWOOD drive start at 05:54.
  M 1-10 H45   Simpson, Chris pass complete to Parks, Q. for 36 yards to the MARY9, 1ST
               DOWN MAPLE (Clement, Caleb).
  M 1-G  H09   PENALTY MARY Encroachment 5 yards to the MARY4.
  M 1-G  H04   Cantrell, M. rush for 4 yards to the MARY0, TOUCHDOWN, clock 05:30.
               Howard, D. kick attempt failed.
                                   ==========================
                                   MAPLEWOOD 13, MARYVILLE 14
                                   ==========================
--------------- 2 plays, 45 yards, TOP 00:24 ---------------

               Howard, D. kickoff 20 yards to the MARY40, Lairamore, Will return 4 yards to
               the MARY44 (Osborne, L.).
      H 1-10 H44   MARYVILLE drive start at 05:30.
      H 1-10 H44   Burnette, Brent pass complete to Rodrigues, Tim for 2 yards to the
                   MARY46 (Osborne, L.).
      H 2-8  H46   Burnette, Brent pass complete to Jordan, Chris for 11 yards to the
                   MAPLE43, 1ST DOWN MARY (Howard, D.).
      H 1-10 M43   Shuler, Thomas rush for 6 yards to the MAPLE37 (Parks, Q.).
      H 2-4  M37   Rodrigues, Tim rush for 2 yards to the MAPLE35 (Bowins, M.).
      H 3-2  M35   Burnette, Brent pass complete to Douglas, A. for 11 yards to the
                   MAPLE24, 1ST DOWN MARY (Thorpe, D.;Campbell, Andre).
      H 1-10 M24   Jordan, Chris rush for 4 yards to the MAPLE20 (Simpson, Chris),
                   PENALTY MARY holding 10 yards to the MAPLE34, NO PLAY.
      H 1-20 M34   Burnette, Brent pass complete to Jordan, Chris for 34 yards to the
                   MAPLE0, 1ST DOWN MARY, TOUCHDOWN, clock 02:47.
                   Bustin, Ross kick attempt good.

                                   ==========================
                                   MAPLEWOOD 13, MARYVILLE 21
                                   ==========================

--------------- 6 plays, 56 yards, TOP 02:43 ---------------
```

Sharp, Zach kickoff 47 yards to the MAPLE13, Howard, D. return 0 yards to the MAPLE13.

M 1-10 M13 MAPLEWOOD drive start at 02:47.
M 1-10 M13 Thorpe, D. rush for 21 yards to the MAPLE34, **1ST DOWN MAPLE** (Brazan, Jamal).
M 1-10 M34 Cantrell, M. rush for 1 yard to the MAPLE35 (Brazan, Jamal).
M 2-9 M35 Thorpe, D. rush for 2 yards to the MAPLE37 (Booker, Jeffrey;Hollingsworth T).
M 3-7 M37 Hagan, Stanley rush for 1 yard to the MAPLE38 (Clement, Caleb).
M 4-6 M38 Timeout Maplewood, clock 00:53.
M 4-6 M38 *PENALTY MAPLE false start 5 yards to the MAPLE33*.
M 4-11 M33 Cantrell, M. punt 31 yards to the MARY36, Clendenen, T. return 1 yards to the MARY37 (Bowins, M.), *PENALTY MARY illegal block 10 yards to the MARY27*, 1st and 10, MARY ball on MARY27.

---------- 4 plays, 20 yards, TOP 02:12 ----------

H 1-10 H27 MARYVILLE drive start at 00:35.
H 1-10 H27 Timeout Maryville, clock 00:35.
H 1-10 H27 Burnette, Brent pass incomplete to Jordan, Chris.
H 2-10 H27 Rodrigues, Tim rush for 3 yards to the MARY30 (Vanlier, Tyrone).
H 3-7 H30 Timeout Maryville, clock 00:26.
H 3-7 H30 Burnette, Brent pass complete to Douglas, A. for 11 yards to the MARY41, **1ST DOWN MARY** (Hopper, Sam).
H 1-10 H41 Burnette, Brent sacked for loss of 11 yards to the MARY30 (Cathey, Romario).
H 2-21 H30 End of half, clock 00:00.

====END OF 2nd QUARTER====
MAPLEWOOD 13, MARYVILLE 21
==========

Play-by-Play Summary (3rd quarter)

```
      H 2-21 H30   Start of 3rd quarter, clock 12:00.
                   Sharp, Zach kickoff 48 yards to the MAPLE22, out-of-bounds, PENALTY
                   MARY illegal kicking 5 yards to the MARY35, NO PLAY.
--------------- 4 plays, 3 yards, TOP 00:35 ---------------
                   Sharp, Zach kickoff 41 yards to the MAPLE24, Hagan, Stanley return 3
                   yards to the MAPLE27.
  M 1-10 M27   MAPLEWOOD drive start at 12:00.
  M 1-10 M27   Cantrell, M. rush for 9 yards to the MAPLE36 (Mobius, Zach;Cox, Luke).
  M 2-1  M36   Cantrell, M. rush for 1 yard to the MAPLE37, 1ST DOWN MAPLE (Cox, Luke).
  M 1-10 M37   Simpson, Chris pass complete to Parks, Q. for 13 yards to the 50 yardline,
               1ST DOWN MAPLE (Shiver, Stephen).
  M 1-10 M50   PENALTY MAPLE false start 5 yards to the MAPLE45.
  M 1-15 M45   Cantrell, M. rush for 8 yards to the MARY47 (Shiver, Stephen).
  M 2-7  H47   Simpson, Chris pass incomplete to Parks, Q..
  M 3-7  H47   Simpson, Chris rush for 4 yards to the MARY43 (Booker, Jeffrey).
  M 4-3  H43   Cantrell, M. rush for 1 yard to the MARY42 (Shiver, Stephen), PENALTY
               MAPLE holding 10 yards to the MAPLE48.
  M 4-12 M48   4th and 12.
  M 4-12 M48   Cantrell, M. punt 30 yards to the MARY22, Clendenen, T. return -5 yards to
               the MARY17 (Hopper, Sam).
--------------- 7 plays, 21 yards, TOP 03:59 ---------------
      H 1-10 H17   MARYVILLE drive start at 08:01.
      H 1-10 H17   Shuler, Thomas rush for 7 yards to the MARY24 (Osborne, L.).
      H 2-3  H24   Rodrigues, Tim rush for 6 yards to the MARY30, 1ST DOWN MARY (Johnson, R.).
      H 1-10 H30   Burnette, Brent pass incomplete to Shiver, Stephen.
      H 2-10 H30   Shuler, Thomas rush for 10 yards to the MARY40, 1ST DOWN MARY (Bowins, M.).
      H 1-10 H40   Shuler, Thomas rush for 2 yards to the MARY42 (Hopper, Sam), PENALTY
                   MARY illegal block 10 yards to the MARY32.
      H 1-18 H32   1st and 18.
      H 1-18 H32   Burnette, Brent pass complete to Shiver, Stephen for 9 yards to the
                   MARY41 (Cantrell, M.).
      H 2-9  H41   Burnette, Brent sacked for loss of 9 yards to the MARY32 (Osborne, L.).
      H 3-18 H32   PENALTY MARY delay of game 5 yards to the MARY27.
      H 3-23 H27   Burnette, Brent pass complete to Clement, Caleb for 12 yards to the
                   MARY39 (Osborne, L.).
      H 4-11 H39   Young, Mark punt 40 yards to the MAPLE21, Simpson, Chris return -5 yards
                   to the MAPLE16 (Coulter, Brad), PENALTY MAPLE illegal block 8 yards to
                   the MAPLE8, 1st and 10, MAPLE ball on MAPLE8.
--------------- 8 plays, 22 yards, TOP 03:56 ---------------
  M 1-10 M08   MAPLEWOOD drive start at 04:05.
  M 1-10 M08   Simpson, Chris pass incomplete to Parks, Q. (Clement, Caleb).
  M 2-10 M08   Cantrell, M. rush for 1 yard to the MAPLE9 (Hollingsworth T).
  M 3-9  M09   Simpson, Chris pass intercepted by Shiver, Stephen at the MARY45, Shiver,
               Stephen return -2 yards to the MARY43 (Howard, D.), PENALTY MAPLE illegal
               forward pass declined.
--------------- 3 plays, 1 yards, TOP 01:11 ---------------
      H 1-10 H43   MARYVILLE drive start at 02:54.
      H 1-10 H43   Shuler, Thomas rush for 24 yards to the MAPLE33, 1ST DOWN MARY (Johnson, R.).
      H 1-10 M33   Timeout Maplewood, clock 02:35.
      H 1-10 M33   Shuler, Thomas rush for 3 yards to the MAPLE30 (Vanlier, Tyrone;Paschall, A.).
      H 2-7  M30   Shiver, Stephen pass complete to Shuler, Thomas for 30 yards to the
                   MAPLE0, 1ST DOWN MARY, TOUCHDOWN, clock 01:52.
                   Bustin, Ross kick attempt good.
                                   ==========================
                                   MAPLEWOOD 13, MARYVILLE 28
                                   ==========================
--------------- 3 plays, 57 yards, TOP 01:02 ---------------
                   Sharp, Zach kickoff 30 yards to the MAPLE30, out-of-bounds, MAPLE ball
                   on MAPLE35.
  M 1-10 M35   MAPLEWOOD drive start at 01:52.
  M 1-10 M35   PENALTY MAPLE substitution infraction 5 yards to the MAPLE30.
  M 1-15 M30   Cantrell, M. rush for 5 yards to the MAPLE35 (Cantwell, J.).
  M 2-10 M35   Cantrell, M. rush for loss of 1 yard to the MAPLE34 (Cantwell, J.).
  M 3-11 M34   Thorpe, D. rush for 5 yards to the MAPLE39 (Mobius, Zach).
                                   ====END OF 3rd QUARTER====
                                   MAPLEWOOD 13, MARYVILLE 28
                                   ==========================
```

Play-by-Play Summary (4th quarter)

```
  M 4-6  M39   Start of 4th quarter, clock 12:00.
  M 4-6  M39   Cantrell, M. punt 36 yards to the MARY25, downed.
--------------- 3 plays, 4 yards, TOP 02:02 ---------------

      H 1-10 H25   MARYVILLE drive start at 11:50.
      H 1-10 H25   Shuler, Thomas rush for 1 yard to the MARY26 (Howard, J.).
      H 2-9  H26   Burnette, Brent pass complete to Shiver, Stephen for 10 yards to the
                   MARY36, 1ST DOWN MARY (Osborne, L.).
      H 1-10 H36   Shuler, Thomas rush for 4 yards to the MARY40 (Simpson, Chris).
      H 2-6  H40   Burnette, Brent pass incomplete to Douglas, A..
      H 3-6  H40   Burnette, Brent pass incomplete to Clendenen, T..
      H 4-6  H40   Young, Mark punt 30 yards to the MAPLE30, fair catch by Simpson, Chris.
--------------- 5 plays, 15 yards, TOP 01:29 ---------------

  M 1-10 M30   MAPLEWOOD drive start at 10:21.
  M 1-10 M30   Cantrell, M. rush for 3 yards to the MAPLE33 (McCoy, Cody).
  M 2-7  M33   Simpson, Chris pass incomplete to Howard, D..
  M 3-7  M33   Simpson, Chris pass incomplete to Cantrell, M..
  M 4-7  M33   Simpson, Chris pass complete to Cantrell, M. for 18 yards to the MARY49,
               1ST DOWN MAPLE (Shiver, Stephen).
  M 1-10 H49   Simpson, Chris rush for 3 yards to the MARY46 (Smith, Justin).
  M 2-7  H46   Cantrell, M. rush for 3 yards to the MARY43 (Cantwell, J.).
  M 3-4  H43   Simpson, Chris pass incomplete to Parks, Q. (Clement, Caleb).
  M 4-4  H43   Cantrell, M. rush for 6 yards to the MARY37, 1ST DOWN MAPLE (Smith,
               Justin).
  M 1-10 H37   Cantrell, M. rush for 3 yards to the MARY34 (Cox, Luke).
  M 2-7  H34   Short, James rush for 2 yards to the MARY32 (Cox, Luke).
  M 3-5  H32   Simpson, Chris pass incomplete to Bowins, M..
  M 4-5  H32   Simpson, Chris rush for 4 yards to the MARY28 (Smith, Justin).
--------------- 12 plays, 42 yards, TOP 03:36 ---------------

      H 1-10 H28   MARYVILLE drive start at 06:45.
      H 1-10 H28   MARY ball on MARY29.
      H 1-10 H29   Shuler, Thomas rush for 6 yards to the MARY35 (Osborne, L.).
      H 2-4  H35   PENALTY MARY personal foul 15 yards to the MARY20.
      H 2-19 H20   Shuler, Thomas rush for 1 yard to the MARY21 (Osborne, L.).
      H 3-18 H21   Burnette, Brent pass complete to Rodrigues, Tim for 16 yards to the
                   MARY37 (Osborne, L.).
      H 4-2  H37   PENALTY MAPLE Encroachment 5 yards to the MARY42, 1ST DOWN
                   MARY.
      H 1-10 H42   Shuler, Thomas rush for 4 yards to the MARY46 (Hopper, Sam).
      H 2-6  H46   Shuler, Thomas rush for 5 yards to the MAPLE49 (Vanlier, Tyrone;Osborne,
                   L.).
      H 3-1  M49   Rodrigues, Tim rush for 5 yards to the MAPLE44, 1ST DOWN MARY
                   (Campbell, Andre).
      H 1-10 M44   Rodrigues, Tim rush for 2 yards to the MAPLE42 (Howard, J.).
      H 2-8  M42   Timeout Maplewood, clock 03:04.
      H 2-8  M42   PENALTY MAPLE Encroachment 5 yards to the MAPLE37.
      H 2-3  M37   Shuler, Thomas rush for 3 yards to the MAPLE34, 1ST DOWN MARY
                   (Howard, D.).
      H 1-10 M34   Shuler, Thomas rush for 4 yards to the MAPLE30 (Vanlier, Tyrone).
      H 2-6  M30   Rodrigues, Tim rush for 3 yards to the MAPLE27 (Bowins, M.;Johnson, R.),
                   timeout Maplewood, clock 01:50.
      H 3-3  M27   Rodrigues, Tim rush for 4 yards to the MAPLE23, 1ST DOWN MARY
                   (Johnson, R.).
      H 1-10 M23   TEAM rush for loss of 1 yard to the MAPLE24.
      H 2-11 M24   TEAM rush for loss of 1 yard to the MAPLE25.
      H 3-12 M25   TEAM rush for loss of 1 yard to the MAPLE26.
      H 4-13 M26   End of game, clock 00:00.
--------------- 14 plays, 45 yards, TOP 06:45 ---------------

                                        ========FINAL SCORE=======
                                        MAPLEWOOD 13, MARYVILLE 28
                                        ==========================
```

Play Breakdown Summary

Play Breakdown Summary (Final)
2007 Blue Cross Bowl
Maplewood vs Maryville (Dec 8, 2007 at Murfreesboro, TN)

Maplewood Down	RUN	PASS	Total
OVERALL.....	34	12	46
1ST DOWN.....	15	3	18
2ND DOWN-SHORT...	1	0	1
2ND DOWN-MIDDLE..	3	0	3
2ND DOWN-LONG....	5	4	9
3RD DOWN-SHORT...	2	0	2
3RD DOWN-MIDDLE..	0	1	1
3RD DOWN-LONG....	5	3	8
4TH DOWN.....	3	1	4

Maryville Down	RUN	PASS	Total
OVERALL.....	36	26	62
1ST DOWN.....	17	11	28
2ND DOWN-SHORT...	3	0	3
2ND DOWN-MIDDLE..	5	1	6
2ND DOWN-LONG....	7	5	12
3RD DOWN-SHORT...	2	1	3
3RD DOWN-MIDDLE..	1	2	3
3RD DOWN-LONG....	1	6	7
4TH DOWN.....	0	0	0

Maplewood Formation	RUN	PASS	Total
.....	34	12	46

Maryville Formation	RUN	PASS	Total
.....	36	26	62

Play Breakdown

Play Breakdown (Final)
Maplewood vs Maryville (Dec 8, 2007 at Murfreesboro, TN)
Maplewood (Sorted by Play type)

1ST DOWN RUN (15 RUN, 3 PASS)
1-10 M13 #15 21 [ ]
1-10 M41 #2 6 [ ]
1-10 M34 #2 1 [ ]
1-10 H18 #2 1 [ ]
1-10 H41 #2 -2 [ ]
1-15 H49 #2 1 [ ]
1-15 M30 #2 5 [ ]
1-15 M45 #2 8 [ ]
1-10 H37 #2 3 [ ]
1-4 H04 #2 4 [ ]
1-10 M48 #2 5 [ ]
1-10 M27 #2 9 [ ]
1-10 M30 #2 3 [ ]
1-10 H49 #4 3 [ ]
1-8 H08 #4 3 [ ]

1ST DOWN PASS
1-10 H45 #4 to #88 36 [ ]
1-10 M37 #4 to #88 13 [ ]
1-10 M08 #4 to #88 - [ ]

2ND-SHORT RUN (1 RUN, 0 PASS)
2-1 M36 #2 1 [ ]

2ND-SHORT PASS

2ND-MIDDLE RUN (3 RUN, 0 PASS)
2-4 M47 #2 2 [ ]
2-5 H47 #2 4 [ ]
2-5 H05 #2 5 [ ]

2ND-MIDDLE PASS

2ND-LONG RUN (5 RUN, 4 PASS)
2-9 M35 #15 2 [ ]
2-7 H46 #2 3 [ ]
2-10 M35 #2 -1 [ ]
2-10 M08 #2 1 [ ]
2-7 H34 #32 2 [ ]

2ND-LONG PASS
2-7 M33 #4 to #8 - [ ]
2-14 H48 #4 to #82 3 [ ]
2-7 H47 #4 to #88 - [ ]
2-12 H43 #4 to #88 25 [ ]

3RD-SHORT RUN (2 RUN, 0 PASS)
3-2 M49 #2 7 [ ]
3-1 H43 #4 2 [ ]

3RD-SHORT PASS

3RD-MIDDLE RUN (0 RUN, 1 PASS)

3RD-MIDDLE PASS
3-4 H43 #4 to #88 - [ ]

3RD-LONG RUN (5 RUN, 3 PASS)
3-11 M34 #15 5 [ ]
3-20 M34 #2 13 [ ]
3-7 M37 #26 1 [ ]

3RD-LONG PASS
3-7 M33 #4 to #2 - [ ]
3-9 M09 #4 to #7 INT [ ]
3-5 H32 #4 to #9 - [ ]

```
3-7  H47 #4    4 [    ]
3-11 H45 #4    1 [    ]

4TH DOWN RUN  (3 RUN, 1 PASS)
4-4  H43 #2    6 [    ]
4-3  H43 #2    1 [    ]
4-5  H32 #4    4 [    ]

4TH DOWN PASS
4-7  M33 #4  to #2     18 [    ]
```

Play Breakdown

```
                    Play Breakdown (Final)
          Maplewood vs Maryville (Dec 8, 2007 at Murfreesboro, TN)
                    Maryville (Sorted by Play type)

1ST DOWN RUN  (17 RUN, 11 PASS)
1-10 H20 #21  15 [    ]
1-10 H35 #21   0 [    ]
1-10 H43 #21  24 [    ]
1-10 M33 #21   3 [    ]
1-10 H40 #21   2 [    ]
1-10 H17 #21   7 [    ]
1-10 H25 #21   1 [    ]
1-10 H36 #21   4 [    ]
1-10 M11 #21   8 [    ]
1-10 H29 #21   6 [    ]
1-10 H42 #21   4 [    ]
1-10 M34 #21   4 [    ]
1-10 M43 #21   6 [    ]
1-10 M43 #24   6 [    ]
1-10 M44 #24   2 [    ]
1-10 M28 #24   5 [    ]
1-10 M23 #TM  -1 [    ]

1ST DOWN PASS
1-10 H44 #10 to #24     2 [    ]
1-10 M44 #10 to #24    16 [    ]
1-10 H38 #10 to #24     - [    ]
1-10 H27 #10 to #5      - [    ]
1-10 M17 #10 to #5     17 [    ]
1-20 M34 #10 to #5     34 [    ]
1-18 H32 #10 to #7      9 [    ]
1-10 H30 #10 to #7      - [    ]
1-10 M31 #10 to #88     - [    ]
1-10 H25 #10 to #    SACK [    ]
1-10 H41 #10 to #    SACK [    ]

2ND-SHORT RUN  (3 RUN, 0 PASS)
2-2  M03 #21   3 [    ]
2-3  M37 #21   3 [    ]
2-3  H24 #24   6 [    ]

2ND-SHORT PASS

2ND-MIDDLE RUN  (5 RUN, 1 PASS)
2-4  M37 #21   6 [    ]
2-6  H46 #21   5 [    ]
2-5  M23 #24   4 [    ]
2-4  M37 #24   2 [    ]
2-6  M30 #24   3 [    ]

2ND-MIDDLE PASS
2-6  H40 #10 to #88     - [    ]

2ND-LONG RUN  (7 RUN, 5 PASS)
2-10 H30 #21  10 [    ]
2-19 H16 #21   2 [    ]
2-10 M31 #21   2 [    ]
2-19 H20 #21   1 [    ]
2-10 H27 #24   3 [    ]
2-10 H38 #24   4 [    ]
2-11 M24 #TM  -1 [    ]

2ND-LONG PASS
2-7  M30 #7  to #21    30 [    ]
2-8  H46 #10 to #5     11 [    ]
2-9  H26 #10 to #7     10 [    ]
2-10 H35 #10 to #88     7 [    ]
2-9  H41 #10 to #    SACK [    ]

3RD-SHORT RUN  (2 RUN, 1 PASS)
3-1  M19 #24   2 [    ]
3-1  M49 #24   5 [    ]

3RD-SHORT PASS
3-2  M35 #10 to #88    11 [    ]

3RD-MIDDLE RUN  (1 RUN, 2 PASS)
3-3  M27 #24   4 [    ]

3RD-MIDDLE PASS
3-3  M24 #10 to #24    13 [    ]
3-3  H42 #10 to #88     - [    ]

3RD-LONG RUN  (1 RUN, 6 PASS)
3-12 M25 #TM  -1 [    ]

3RD-LONG PASS
3-6  H40 #10 to #11     - [    ]
3-23 H27 #10 to #17    12 [    ]
3-6  H42 #10 to #24    14 [    ]
3-18 H21 #10 to #24    16 [    ]
3-7  H30 #10 to #88    11 [    ]
3-17 H18 #10 to #88    39 [    ]

4TH DOWN RUN  (0 RUN, 0 PASS)

4TH DOWN PASS
```

2006 Class 4A Football Playoffs

November 3 - December 2, 2006

First Round

R1 #1 Sullivan South (9-1) 39
Game 101 Fri. Nov. 3 7 PM
R2 #4 Daniel Boone (7-3) 6

R2 #2 Morristown East (7-3) 17
Game 102 Fri. Nov. 3 7 PM
R1 #3 Johnson Co. (8-2) 14

R1 #2 Tennessee (8-2) 35
Game 103 Fri. Nov. 3 7 PM
R2 #3 Volunteer (5-5) 12

R1 #4 Unicoi Co. (4-6) 0
Game 104 Fri. Nov. 3 7 PM
R2 #1 Morristown West (10-0) 41

R3 #1 Maryville (10-0) 30
Game 105 Fri. Nov. 3 7 PM
R4 #4 Brainerd (4-6) 26

R4 #2 Rhea Co. (7-3) 20
Game 106 Fri. Nov. 3 7 PM
R3 #3 Knoxville Central (7-3) 18

R3 #2 Knoxville West (6-4) 35
Game 107 Fri. Nov. 3 7 PM
R4 #3 Cleveland (8-2) 7

R3 #4 Powell (5-5) 0
Game 108 Fri. Nov. 3 7 PM
R4 #1 Red Bank (10-0) 37

R5 #1 Hillsboro (10-0) 42
Game 109 Fri. Nov. 3 7 PM
R6 #4 Rossview (6-4) 3

R6 #2 Mt. Juliet (6-4) 28
Game 110 Fri. Nov. 3 7 PM
R5 #3 Tullahoma (7-3) 20

R5 #2 Maplewood (9-1) 24
Game 111 Fri. Nov. 3 7 PM
R6 #3 Clarksville (6-4) 30

R5 #4 Stratford (6-4) 22
Game 112 Fri. Nov. 3 7 PM
R6 #1 Springfield (10-0) 44

R7 #1 Munford (7-3) 45
Game 113 Fri. Nov. 3 7 PM
R8 #4 Raleigh Egypt (2-8) 12

R8 #2 Fairley (8-2) 34
Game 114 Fri. Nov. 3 7 PM
R7 #3 Brighton (5-5) 20

R7 #2 Henry Co. (6-4) 34
Game 115 Fri. Nov. 3 7 PM
R8 #3 Memphis East (6-4) 16

R7 #4 Hardin Co. (6-4) 22
Game 116 Fri. Nov. 3 7 PM
R8 #1 Melrose (9-1) 34

Second Round

Sullivan South 21
Game 201
Fri. Nov. 10 7 PM
Morristown East 35

Tennessee 0
Game 202
Fri. Nov. 10 7 PM
Morristown West 30

Maryville 41
Game 203
Fri. Nov. 10 7 PM
Rhea Co. 21

Knoxville West 8
Game 204
Fri. Nov. 10 7 PM
Red Bank 28

Hillsboro 28
Game 205
Fri. Nov. 10 7 PM
Mt. Juliet 21

Clarksville 22
Game 206
Fri. Nov. 10 7 PM
Springfield 17

Munford 28
Game 207
Fri. Nov. 10 7 PM
Fairley 34

Henry Co. 35
Game 208
Fri. Nov. 10 7 PM
Melrose 28

Quarterfinals

Morristown East 13
Game 301
Fri. Nov. 17 7 PM
Morristown West 40

Maryville 38
Game 302
Fri. Nov. 17 7 PM
Red Bank 14

Hillsboro 41
Game 303
Fri. Nov. 17 7 PM
Clarksville 3

Fairley 14
Game 304
Fri. Nov. 17 7 PM
Henry Co. 21

Semifinals

Morristown West 19
Game 401
Fri. Nov. 24 7 PM
Maryville 44

Hillsboro 42
Game 402
Fri. Nov. 24 7 PM
Henry Co. 7

Championship

Maryville 35
Game 501
Sat. Dec. 2 3:30 PM
BlueCross Bowl @ MTSU
Hillsboro 10

Maryville
STATE CHAMPION

Notes:

Scoring Summary

Scoring Summary (Final)
2006 Blue Cross Bowl
Maryville vs Hillsboro (Dec 02, 2006 at Murfreesboro, Tenn.)

Maryville (15-0) vs. Hillsboro (14-1)
Date: Dec 02, 2006 Site: Murfreesboro, Tenn. Stadium: Floyd Stadium
Attendance: 7672

Score by Quarters	**1**	**2**	**3**	**4**	**Score**
Maryville.....	7	14	0	14	- 35
Hillsboro.....	0	3	7	0	- 10

Scoring Summary:

1st 02:52 MHS - Singleton, Ryan 9 yd run (Koyano, T. kick)
7 plays, 57 yards, TOP 3:19, MHS 7 - HHS 0

2nd 08:59 HHS - Brakefield, H. 27 yd field goal
18 plays, 68 yards, TOP 5:53, MHS 7 - HHS 3

06:00 MHS - Maples, Tyler 14 yd pass from Burnette, Brent (Koyano, T. kick)
8 plays, 77 yards, TOP 2:59, MHS 14 - HHS 3

00:05 MHS - Maples, Tyler 32 yd pass from Burnette, Brent (Koyano, T. kick)
5 plays, 61 yards, TOP 0:34, MHS 21 - HHS 3

3rd 01:27 HHS - Seward, J. 5 yd run (Brakefield, H. kick)
12 plays, 57 yards, TOP 4:41, MHS 21 - HHS 10

4th 11:09 MHS - Maples, Tyler 23 yd pass from Burnette, Brent (Koyano, T. kick)
4 plays, 39 yards, TOP 2:18, MHS 28 - HHS 10

03:35 MHS - Singleton, Ryan 42 yd run (Russell, Bryce kick)
3 plays, 51 yards, TOP 1:05, MHS 35 - HHS 10

Kickoff time: 3:37 PM End of Game: 6:04 Total elapsed time: 2:27
Officials: Referee: Ernie Briggs; Umpire: Scott White; Linesman: Ray Johnson;
Line judge: Ronnie Walker; Back judge: Terry James; Field judge: ECO Clay Miller;
Scorer: Layman/Morris;
Temperature: 46 F Wind: NE 8 mph Weather: Fair

Offensive MVP: Tyler Maples (MHS)
Defensive MVP: Dwight Wood

Team Statistics

Team Statistics (Final)
2006 Blue Cross Bowl
Maryville vs Hillsboro (Dec 02, 2006 at Murfreesboro, Tenn.)

	MHS	HHS
FIRST DOWNS	**15**	**10**
Rushing	5	5
Passing	10	5
Penalty	0	0
NET YARDS RUSHING	**131**	**81**
Rushing Attempts	35	31
Average Per Rush	3.7	2.6
Yards Gained Rushing	149	116
Yards Lost Rushing	18	35
NET YARDS PASSING	**252**	**76**
Completions-Attempts-Int	13-22-1	10-28-1
Average Per Attempt	11.5	2.7
Average Per Completion	19.4	7.6
TOTAL OFFENSE YARDS	**383**	**157**
Total offense plays	57	59
Average Gain Per Play	6.7	2.7
Fumbles: Number-Lost	0-0	5-0
Penalties: Number-Yards	9-72	4-20
PUNTS-YARDS	4-117	8-258
Average Yards Per Punt	29.2	32.2
Net Yards Per Punt	27.0	31.0
Inside 20	0	0
50+ Yards	0	0
Touchbacks	0	0
Fair catch	2	3
KICKOFFS-YARDS	6-216	3-141
Average Yards Per Kickoff	36.0	47.0
Net Yards Per Kickoff	34.7	22.0
Touchbacks	0	0
Punt returns: Number-Yards-TD	1-10-0	2-9-0
Average Per Return	10.0	4.5
Kickoff returns: Number-Yds-TD	3-75-0	4-8-0
Average Per Return	25.0	2.0
Interceptions: Number-Yds-TD	1-16-0	1-6-0
Fumble Returns: Number-Yds-TD	0-0-0	0-0-0
Miscellaneous Yards	0	0
Possession Time	25:32	22:28
1st Quarter	7:22	4:38
2nd Quarter	6:10	5:50
3rd Quarter	4:31	7:29
4th Quarter	7:29	4:31
Third-Down Conversions	6 of 12	3 of 15
Fourth-Down Conversions	0 of 1	2 of 3
Red-Zone Scores-Chances	2-3	2-2
Sacks By: Number-Yards	4-26	3-7
PAT Kicks	5-5	1-1
Field Goals	0-0	1-1

Individual Statistics

Individual Statistics (Final)
2006 Blue Cross Bowl
Maryville vs Hillsboro (Dec 02, 2006 at Murfreesboro, Tenn.)

Maryville

Rushing	No	Gain	Loss	Net	TD	Lg	Avg
Baker, Adrian	21	93	3	90	0	13	4.3
Singleton, Ryan	4	53	0	53	2	42	13.2
Maples, Tyler	1	2	0	2	0	2	2.0
Kelly, Mike	1	1	0	1	0	1	1.0
Shiver, Stephen	1	0	1	-1	0	0	-1.0
Burnette, Brent	2	0	2	-2	0	0	-1.0
TEAM	2	0	5	-5	0	0	-2.5
Hunt, Derek	3	0	7	-7	0	0	-2.3
Totals...	35	149	18	131	2	42	3.7

Passing	Att-Cmp-Int	Yds	TD	Long	Sack
Burnette, Brent	15-10-0	215	3	40	1
Hunt, Derek	6-3-1	37	0	23	2
TEAM	1-0-0	0	0	0	0
Totals...	22-13-1	252	3	40	3

Receiving	No.	Yds	TD	Long
Maples, Tyler	6	130	3	32
Clendenen, T.	2	53	0	40
Douglas, Aaron	2	24	0	19
Shiver, Stephen	1	28	0	28
Baker, Adrian	1	10	0	10
Reisser, Ryan	1	7	0	7
Totals...	13	252	3	40

Punting	No.	Yds	Avg	Long	In20	TB
Singleton, Ryan	4	117	29.2	34	0	0
Totals...	4	117	29.2	34	0	0

All Returns	Punts No.	Punts Yds	Punts Lg	Kickoffs No.	Kickoffs Yds	Kickoffs Lg	Intercept No.	Intercept Yds	Intercept Lg
Maples, Tyler	0	0	0	3	75	49	0	0	0
Shiver, Stephen	1	10	10	0	0	0	0	0	0
Smith, Justin	0	0	0	0	0	0	1	16	16
Totals...	1	10	10	3	75	49	1	16	16

Field goal attempts

Kickoffs	No.	Yds	TB	OB	Avg
Russell, Bryce	1	34	0	0	34.0
Koyano, T.	5	182	0	0	36.4

Hillsboro

Rushing	No	Gain	Loss	Net	TD	Lg	Avg
Seward, J.	21	110	2	108	1	20	5.1
Arent, Matt	10	6	33	-27	0	3	-2.7
Totals...	31	116	35	81	1	20	2.6

Passing	Att-Cmp-Int	Yds	TD	Long	Sack
Arent, Matt	28-10-1	76	0	12	4
Totals...	28-10-1	76	0	12	4

Receiving	No.	Yds	TD	Long
Gordon, Eric	6	52	0	12
Seward, J.	2	9	0	7
Garrett, D.	1	8	0	8
Jordan, Cory	1	7	0	7
Totals...	10	76	0	12

Punting	No.	Yds	Avg	Long	In20	TB
Saunders, David	8	258	32.2	38	0	0
Totals...	8	258	32.2	38	0	0

All Returns	Punts No.	Punts Yds	Punts Lg	Kickoffs No.	Kickoffs Yds	Kickoffs Lg	Intercept No.	Intercept Yds	Intercept Lg
Gordon, Eric	2	9	5	0	0	0	0	0	0
Seward, J.	0	0	0	1	10	10	0	0	0
Parker, Tracy	0	0	0	2	-2	0	0	0	0
Solomon, David	0	0	0	0	0	0	1	6	6
Braden, Chaz	0	0	0	1	0	0	0	0	0
Totals...	2	9	5	4	8	10	1	6	6

Field goal attempts

Brakefield, H. 2nd 08:59 27 yds - Good

Kickoffs	No.	Yds	TB	OB	Avg
Ruiz, Mario	3	141	0	0	47.0

FUMBLES: Maryville-None. Hillsboro-Gordon, Eric 2-0; Arent, Matt 2-0; Seward, J. 1-0.

Drive Chart

Drive Chart (Final)
2006 Blue Cross Bowl
Maryville vs Hillsboro (Dec 02, 2006 at Murfreesboro, Tenn.)

	Drive Started				Drive Ended			Consumed	
Team	**Qtr**	**Spot**	**Time**	**Obtained**	**Spot**	**Time**	**How Lost**	**Pl-Yds**	**TOP**
MHS	1st	M35	12:00	Kickoff	H24	07:57	Downs	8-41	4:03#
MHS	1st	M43	06:11	Punt	H00	02:52	*TOUCHDOWN	7-57	3:19#
MHS	2nd	M23	08:59	Kickoff	H00	06:00	*TOUCHDOWN	8-77	2:59#
MHS	2nd	M50	05:01	Punt	H47	03:18	Punt	3-3	1:43
MHS	2nd	M41	02:11	Punt	M42	01:17	Punt	3-1	0:54
MHS	2nd	M39	00:39	Punt	H00	00:05	*TOUCHDOWN	5-61	0:34
MHS	3rd	M40	12:00	Possession	M40	12:00	Kickoff	0-0	0:00
MHS	3rd	M42	10:29	Punt	M43	08:53	Punt	3-1	1:36
MHS	3rd	M42	07:36	Punt	M50	06:08	Punt	3-8	1:28
MHS	3rd	H39	01:27	Kickoff	H00	11:09	*TOUCHDOWN	4-39	2:18
MHS	4th	M35	10:14	Punt	H37	06:03	Interception	7-28	4:11
MHS	4th	M49	04:40	Interception	H00	03:35	*TOUCHDOWN	3-51	1:05
MHS	4th	M42	01:22	Punt	M38	00:00	End of half	3--4	1:22
HHS	1st	H40	12:00	Possession	H40	12:00	Kickoff	0-0	0:00
HHS	1st	H24	07:57	Downs	H30	06:11	Punt	4-6	1:46
HHS	1st	H23	02:52	Kickoff	M09	08:59	*FIELD GOAL	18-68	5:53#
HHS	2nd	H21	06:00	Kickoff	H28	05:01	Punt	3-7	0:59
HHS	2nd	H20	03:18	Punt	H22	02:11	Punt	3-2	1:07
HHS	2nd	H30	01:17	Punt	H34	00:39	Punt	3-4	0:38
HHS	2nd	H26	00:05	Kickoff	H27	00:00	End of half	1-1	0:05
HHS	3rd	H29	12:00	Kickoff	H30	10:29	Punt	3-1	1:31
HHS	3rd	H23	08:53	Punt	H20	07:36	Punt	3--3	1:17
HHS	3rd	H43	06:08	Punt	M00	01:27	*TOUCHDOWN	12-57	4:41#
HHS	4th	H27	11:09	Kickoff	H27	10:14	Punt	3-0	0:55
HHS	4th	M49	06:03	Interception	M46	04:40	Interception	4-3	1:23
HHS	4th	H26	03:35	Kickoff	H32	01:22	Punt	3-6	2:13

MHS	**1st Qtr**	**2nd Qtr**	**3rd Qtr**	**4th Qtr**	**1st Half**	**2nd Half**	**Total**
Time of possession	07:22	06:10	04:31	07:29	13:32	12:00	25:32
3rd Down Conversions	1/2	2/4	0/2	3/4	3/6	3/6	6/12
Avg Field Position	M39	M38	M48	M42	M38	M45	M41
4th Down Conversions	0/1	0/0	0/0	0/0	0/1	0/0	0/1

HHS	**1st Qtr**	**2nd Qtr**	**3rd Qtr**	**4th Qtr**	**1st Half**	**2nd Half**	**Total**
Time of possession	04:38	05:50	07:29	04:31	10:28	12:00	22:28
3rd Down Conversions	2/3	1/6	0/3	0/3	3/9	0/6	3/15
Avg Field Position	H23	H24	H31	H34	H24	H33	H28
4th Down Conversions	0/0	1/1	1/1	0/1	1/1	1/2	2/3

Drive Chart (By Quarter)

	Drive Started				Drive Ended			Consumed	
Team	**Qtr**	**Spot**	**Time**	**Obtained**	**Spot**	**Time**	**How Lost**	**Pl-Yds**	**TOP**
HHS	1st	H40	12:00	Possession	H40	12:00	Kickoff	0-0	0:00
MHS	1st	M35	12:00	Kickoff	H24	07:57	Downs	8-41	4:03#
HHS	1st	H24	07:57	Downs	H30	06:11	Punt	4-6	1:46
MHS	1st	M43	06:11	Punt	H00	02:52	*TOUCHDOWN	7-57	3:19#
HHS	1st	H23	02:52	Kickoff	M09	08:59	*FIELD GOAL	18-68	5:53#
MHS	2nd	M23	08:59	Kickoff	H00	06:00	*TOUCHDOWN	8-77	2:59#
HHS	2nd	H21	06:00	Kickoff	H28	05:01	Punt	3-7	0:59
MHS	2nd	M50	05:01	Punt	H47	03:18	Punt	3-3	1:43
HHS	2nd	H20	03:18	Punt	H22	02:11	Punt	3-2	1:07
MHS	2nd	M41	02:11	Punt	M42	01:17	Punt	3-1	0:54
HHS	2nd	H30	01:17	Punt	H34	00:39	Punt	3-4	0:38
MHS	2nd	M39	00:39	Punt	H00	00:05	*TOUCHDOWN	5-61	0:34
HHS	2nd	H26	00:05	Kickoff	H27	00:00	End of half	1-1	0:05
MHS	3rd	M40	12:00	Possession	M40	12:00	Kickoff	0-0	0:00
HHS	3rd	H29	12:00	Kickoff	H30	10:29	Punt	3-1	1:31
MHS	3rd	M42	10:29	Punt	M43	08:53	Punt	3-1	1:36
HHS	3rd	H23	08:53	Punt	H20	07:36	Punt	3--3	1:17
MHS	3rd	M42	07:36	Punt	M50	06:08	Punt	3-8	1:28
HHS	3rd	H43	06:08	Punt	M00	01:27	*TOUCHDOWN	12-57	4:41#
MHS	3rd	H39	01:27	Kickoff	H00	11:09	*TOUCHDOWN	4-39	2:18
HHS	4th	H27	11:09	Kickoff	H27	10:14	Punt	3-0	0:55
MHS	4th	M35	10:14	Punt	H37	06:03	Interception	7-28	4:11
HHS	4th	M49	06:03	Interception	M46	04:40	Interception	4-3	1:23
MHS	4th	M49	04:40	Interception	H00	03:35	*TOUCHDOWN	3-51	1:05
HHS	4th	H26	03:35	Kickoff	H32	01:22	Punt	3-6	2:13
MHS	4th	M42	01:22	Punt	M38	00:00	End of half	3--4	1:22

Defensive Statistics

Defensive Statistics (Final)
2006 Blue Cross Bowl
Maryville vs Hillsboro (Dec 02, 2006 at Murfreesboro, Tenn.)

Maryville

##	Player	Solo	Ast	Tot	TFL/Yds	FF	FR-Yd	Intc	BrUp	Blkd	Sack/Yds	QH
30	Hall, Landon	7	5	12	.	.	.	.	.	.	.	.
35	Wood, Dwight	5	2	7	2.0/16	1	.	.	1	.	2/16	.
1	Caylor, Tanner	4	3	7	2.0/9	.	.	.	.	.	1/8	.
17	Clement, Caleb	3	3	6	.	.	.	.	.	.	.	.
81	Smith, Justin	3	2	5	1.0/2	1	.	1-16	1	.	1/2	.
16	Carpenter, T.	3	.	3	.	.	.	.	.	.	.	.
76	Engelhardt, M.	1	2	3	1.0/2	.	.	.	.	.	.	.
5	Jordan, Chris	2	.	2	.	.	.	.	1	.	.	.
73	Hollingsworth,T	1	1	2	.	.	.	.	.	.	.	.
66	Cantwell, J.	1	1	2	.	.	.	.	.	.	.	.
26	McCoy, Cody	1	1	2	.	.	.	.	.	.	.	.
88	Douglas, Aaron	1	.	1	.	.	.	.	.	.	.	.
55	Greene, B.	1	.	1	.	.	.	.	.	.	.	.
7	Shiver, Stephen	1	.	1	.	.	.	.	1	.	.	.
2	Maples, Tyler	1	.	1	.	.	.	.	.	.	.	.

Hillsboro

##	Player	Solo	Ast	Tot	TFL/Yds	FF	FR-Yd	Intc	BrUp	Blkd	Sack/Yds	QH
84	Pence, Charlton	6	3	9	1.5/2	.	.	.	.	.	1/2	.
6	Langster, Evan	4	4	8	1.0/1	.	.	.	1	.	.	.
7	Solomon, David	4	3	7	.	.	.	1-6	.	.	.	.
2	Parker, Tracy	3	4	7	1.0/1	.	.	.	.	.	.	.
9	Allen, D.	3	3	6	1.5/3	.	.	.	1	.	1/2	.
72	Montgomery, N.	2	2	4	.	.	.	.	.	.	.	.
53	Davis, Scott	2	1	3	1.0/2	.	.	.	.	.	.	.
4	Braden, Chaz	2	1	3	1.0/3	.	.	.	.	.	1/3	.
76	Donaldson, John	2	.	2	1.0/1	.	.	.	.	.	.	.
8	Jordan, Cory	1	1	2	.	.	.	.	.	.	.	.
12	Garrett, D.	1	1	2	.	.	.	.	1	.	.	.
74	White, Richie	.	2	2	.	.	.	.	.	.	.	.
13	Shelton, L.	1	.	1	.	.	.	.	.	.	.	.
56	Coley, Bud	.	1	1	.	.	.	.	.	.	.	.
51	Pulley, George	.	1	1	.	.	.	.	.	.	.	.
3	Gordon, Eric	.	1	1	.	.	.	.	.	.	.	.

Play-by-Play Summary (1st Quarter)

```
  M 1-10 M40   Change of possession, HHS ball on HHS40, 1st and 10.

                   Ruiz, Mario kickoff 45 yards to the MHS15, Maples, Tyler return 15 yards
                   to the MHS30 (Jordan, Cory), PENALTY HHS face mask 5 yards to the
                   MHS35, 1st and 10, MHS ball on MHS35.
  M 1-10 M35   MARYVILLE drive start at 12:00 (1st).
  M 1-10 M35   Baker, Adrian rush for 5 yards to the MHS40 (Solomon, David).
  M 2-5  M40   Hunt, Derek pass complete to Maples, Tyler for 7 yards to the MHS47, 1ST
               DOWN MHS (Pence, Charlton).
  M 1-10 M47   Baker, Adrian rush for 2 yards to the MHS49 (Langster, Evan;Solomon, David).
  M 2-8  M49   Hunt, Derek pass complete to Maples, Tyler for 23 yards to the HHS28, 1ST
               DOWN MHS (Gordon, Eric;Langster, Evan).
  M 1-10 H28   Baker, Adrian rush for 6 yards to the HHS22 (Pence, Charlton).
  M 2-4  H22   Baker, Adrian rush for 2 yards to the HHS20 (Davis, Scott;Coley, Bud).
  M 3-2  H20   Timeout Maryville, clock 08:52.
  M 3-2  H20   Baker, Adrian rush for loss of 1 yard to the HHS21 (Langster, Evan).
  M 4-3  H21   Hunt, Derek sacked for loss of 3 yards to the HHS24 (Braden, Chaz).
--------------- 8 plays, 41 yards, TOP 04:03 ---------------

      H 1-10 H24   HILLSBORO drive start at 07:57 (1st).
      H 1-10 H24   Seward, J. rush for 20 yards to the HHS44, 1ST DOWN HHS (Maples, Tyler).
      H 1-10 H44   Arent, Matt rush for no gain to the HHS44 (Engelhardt, M.;Smith, Justin).
      H 2-10 H44   Seward, J. rush for 4 yards to the HHS48 (Cantwell, J.).
      H 3-6  H48   Arent, Matt sacked for loss of 13 yards to the HHS35 (Wood, Dwight),
                   fumble by Arent, Matt recovered by HHS Hill, Justin at HHS30.
      H 4-24 H30   Saunders, David punt 37 yards to the MHS33, Shiver, Stephen return 10
                   yards to the MHS43 (Pulley, George;Jordan, Cory).
--------------- 4 plays, 6 yards, TOP 01:46 ---------------

  M 1-10 M43   MARYVILLE drive start at 06:11 (1st).
  M 1-10 M43   Baker, Adrian rush for 9 yards to the HHS48 (Pence, Charlton;Langster, Evan).
  M 2-1  H48   Baker, Adrian rush for 8 yards to the HHS40, 1ST DOWN MHS (White,
               Richie;Langster, Evan).
  M 1-10 H40   Baker, Adrian rush for 6 yards to the HHS34 (Coley, Bud), PENALTY MHS IM
               5 yards to the HHS45, NO PLAY.
  M 1-15 H45   Burnette, Brent pass incomplete to Shiver, Stephen (Langster, Evan).
  M 2-15 H45   Baker, Adrian rush for 3 yards to the HHS42 (Montgomery, N.;Parker, Tracy).
  M 3-12 H42   Burnette, Brent pass complete to Shiver, Stephen for 28 yards to the HHS14,
               1ST DOWN MHS (Pence, Charlton).
  M 1-10 H14   Baker, Adrian rush for 5 yards to the HHS9 (Donaldson, John).
  M 2-5  H09   Singleton, Ryan rush for 9 yards to the HHS0, 1ST DOWN MHS,
               TOUCHDOWN, clock 02:52.
               Koyano, T. kick attempt good.
                                      ========================
                                      MARYVILLE 7, HILLSBORO 0
                                      ========================
--------------- 7 plays, 57 yards, TOP 03:19 ---------------

               Koyano, T. kickoff 47 yards to the HHS13, Seward, J. return 0 yards to the
               HHS13, fumble by Seward, J. recovered by HHS Seward, J. at HHS13, Seward, J.
               for 10 yards to the HHS23 (Clement, Caleb;Wood, Dwight).
      H 1-10 H23   HILLSBORO drive start at 02:52 (1st), HHS ball on HHS23.
      H 1-10 H23   Arent, Matt pass complete to Gordon, Eric for 5 yards to the HHS28
                   (Clement, Caleb).
      H 2-5  H28   Seward, J. rush for 2 yards to the HHS30 (Clement, Caleb).
      H 3-3  H30   Arent, Matt pass complete to Garrett, D. for 8 yards to the HHS38,
                   1ST DOWN HHS (Clement, Caleb;Hall, Landon).
      H 1-10 H38   Seward, J. rush for 7 yards to the HHS45 (Hall, Landon).
      H 2-3  H45   Seward, J. rush for 1 yard to the HHS46 (Engelhardt, M.;Hall, Landon).
      H 3-2  H46   Arent, Matt rush for 3 yards to the HHS49, 1ST DOWN HHS (Hollingsworth,T).
      H 1-10 H49   Arent, Matt pass complete to Gordon, Eric to the MHS40, fumble forced by
                   Smith, Justin, fumble by Gordon, Eric recovered by HHS Seward, J. at MHS38,
                   1ST DOWN HHS.

                                      ===END OF 1st QUARTER===
                                      MARYVILLE 7, HILLSBORO 0
                                      ========================
```

Play-by-Play Summary (2nd quarter)

H 1-10 M38 Start of 2nd quarter, clock 12:00.
H 1-10 M38 Seward, J. rush for 6 yards to the MHS32 (Hall, Landon).
H 2-4 M32 Arent, Matt pass incomplete to Shelton, L..
H 3-4 M32 Arent, Matt pass incomplete to Garrett, D..
H 4-4 M32 Arent, Matt pass complete to Gordon, Eric for 11 yards to the MHS21, **1ST DOWN HHS** (Hall, Landon;Caylor, Tanner).
H 1-10 M21 Seward, J. rush for 6 yards to the MHS15 (Caylor, Tanner;Smith, Justin).
H 2-4 M15 Arent, Matt pass incomplete to Garrett, D..
H 3-4 M15 Seward, J. rush for 8 yards to the MHS7, **1ST DOWN HHS** (Hall, Landon).
H 1-G M07 Seward, J. rush for loss of 2 yards to the MHS9 (Engelhardt, M.).
H 2-G M09 Arent, Matt pass incomplete to Seward, J..
H 3-G M09 Arent, Matt pass incomplete to Garrett, D..
H 4-G M09 Brakefield, H. field goal attempt from 27 GOOD, clock 08:59.

==========
MARYVILLE 7, HILLSBORO 3
==========

---------- 18 plays, 68 yards, TOP 05:53 ----------

Ruiz, Mario kickoff 48 yards to the MHS12, Maples, Tyler return 11 yards to the MHS23 (Solomon, David;Pence, Charlton).
M 1-10 M23 MARYVILLE drive start at 08:59 (2nd).
M 1-10 M23 Burnette, Brent pass incomplete to Maples, Tyler.
M 2-10 M23 Baker, Adrian rush for no gain to the MHS23 (Parker, Tracy;White, Richie).
M 3-10 M23 Burnette, Brent pass complete to Clendenen, T. for 40 yards to the HHS37, **1ST DOWN MHS** (Langster, Evan).
M 1-10 H37 Baker, Adrian rush for loss of 1 yard to the HHS38 (Donaldson, John).
M 2-11 H38 Burnette, Brent pass complete to Maples, Tyler for 31 yards to the HHS7, **1ST DOWN MHS**, out-of-bounds.
M 1-G H07 *PENALTY MHS delay of game 5 yards to the HHS12*.
M 1-G H12 Burnette, Brent pass incomplete to Shiver, Stephen (Garrett, D.).
M 2-G H12 Hunt, Derek rush for loss of 2 yards to the HHS14 (Davis, Scott).
M 3-G H14 Burnette, Brent pass complete to Maples, Tyler for 14 yards to the HHS0, TOUCHDOWN, clock 06:00.
Koyano, T. kick attempt good.

==========
MARYVILLE 14, HILLSBORO 3
==========

---------- 8 plays, 77 yards, TOP 02:59 ----------

Koyano, T. kickoff 39 yards to the HHS21, Braden, Chaz return 0 yards to the HHS21.
H 1-10 H21 HILLSBORO drive start at 06:00 (2nd).
H 1-10 H21 Arent, Matt pass incomplete to Gordon, Eric.
H 2-10 H21 Arent, Matt pass incomplete to Seward, J. (Smith, Justin).
H 3-10 H21 Arent, Matt pass complete to Seward, J. for 7 yards to the HHS28 (Carpenter, T.).
H 4-3 H28 Saunders, David punt 23 yards to the MHS49, downed.
---------- 3 plays, 7 yards, TOP 00:59 ----------

M 1-10 M49 MARYVILLE drive start at 05:01 (2nd).
M 1-10 M49 MHS ball on 50 yardline.
M 1-10 M50 Singleton, Ryan rush for 1 yard to the HHS49 (Montgomery, N.).
M 2-9 H49 Timeout Maryville, clock 04:18.
M 2-9 H49 Maples, Tyler rush for 2 yards to the HHS47 (Solomon, David).
M 3-7 H47 Hunt, Derek pass incomplete to Maples, Tyler.
M 4-7 H47 Singleton, Ryan punt 32 yards to the HHS15, Gordon, Eric return 5 yards to the HHS20 (Douglas, Aaron).
---------- 3 plays, 3 yards, TOP 01:43 ----------

H 1-10 H20 HILLSBORO drive start at 03:18 (2nd).
H 1-10 H20 Arent, Matt pass incomplete to Garrett, D..
H 2-10 H20 Arent, Matt pass complete to Seward, J. for 2 yards to the HHS22 (Clement, Caleb).

H 3-8 H22 Arent, Matt pass incomplete to Gordon, Eric (Jordan, Chris).
H 4-8 H22 Saunders, David punt 38 yards to the MHS40, downed.
---------- 3 plays, 2 yards, TOP 01:07 ----------

M 1-10 M40 MARYVILLE drive start at 02:11 (2nd).
M 1-10 M40 MHS ball on MHS41.
M 1-10 M41 Burnette, Brent pass incomplete to Singleton, Ryan.
M 2-10 M41 Baker, Adrian rush for 8 yards to the MHS49 (Pence, Charlton).
M 3-2 M49 *PENALTY MHS false start 5 yards to the MHS44*.
M 3-7 M44 Burnette, Brent sacked for loss of 2 yards to the MHS42 (Allen, D.).
M 4-9 M42 Singleton, Ryan punt 28 yards to the HHS30, fair catch by Gordon, Eric.
---------- 3 plays, 1 yards, TOP 00:54 ----------

H 1-10 H30 HILLSBORO drive start at 01:17 (2nd).
H 1-10 H30 Seward, J. rush for 4 yards to the HHS34 (Hall, Landon).
H 2-6 H34 Arent, Matt pass incomplete to Jordan, Cory.
H 3-6 H34 Arent, Matt pass incomplete to Garrett, D. (Shiver, Stephen).
H 4-6 H34 Saunders, David punt 28 yards to the MHS38, fair catch by Maples, Tyler.
---------- 3 plays, 4 yards, TOP 00:38 ----------

M 1-10 M38 MARYVILLE drive start at 00:39 (2nd).
M 1-10 M38 MHS ball on MHS39.
M 1-10 M39 Burnette, Brent rush for no gain to the MHS39 (Allen, D.).
M 2-10 M39 Burnette, Brent pass complete to Baker, Adrian for 10 yards to the MHS49,
            1ST DOWN MHS (Parker, Tracy;Solomon, David).
M 1-10 M49 TEAM pass incomplete.
M 2-10 M49 Burnette, Brent pass complete to Douglas, Aaron for 19 yards to the HHS32,
            1ST DOWN MHS (Garrett, D.).
M 1-10 H32 Burnette, Brent pass complete to Maples, Tyler for 32 yards to the HHS0,
            1ST DOWN MHS, TOUCHDOWN, clock 00:05.
            Koyano, T. kick attempt good.

==========
MARYVILLE 21, HILLSBORO 3
==========

---------- 5 plays, 61 yards, TOP 00:34 ----------

Koyano, T. kickoff 33 yards to the HHS27, Parker, Tracy return -1 yards to
the HHS26 (McCoy, Cody).
H 1-10 H26 HILLSBORO drive start at 00:05 (2nd).
H 1-10 H26 Arent, Matt rush for 1 yard to the HHS27 (Caylor, Tanner).
H 2-9 H27 End of half, clock 00:00.

===END OF 2nd QUARTER====
MARYVILLE 21, HILLSBORO 3
==========

Play-by-Play Summary (3rd quarter)

```
      H 2-9  H27   Start of 3rd quarter, clock 12:00.
      H 2-9  H27   Change of possession, MHS ball on MHS40, 1st and 10.
--------------- 1 plays, 1 yards, TOP 00:05 ---------------

  M 1-10 M40   MARYVILLE drive start at 12:00 (3rd).

               Koyano, T. kickoff 30 yards to the HHS30, Parker, Tracy return -1 yards to
               the HHS29 (Clement, Caleb;McCoy, Cody).
      H 1-10 H29   HILLSBORO drive start at 12:00 (3rd).
      H 1-10 H29   Arent, Matt sacked for loss of 3 yards to the HHS26 (Wood, Dwight).
      H 2-13 H26   Seward, J. rush for 4 yards to the HHS30 (Caylor, Tanner).
      H 3-9  H30   Arent, Matt pass incomplete to Gordon, Eric.
      H 4-9  H30   Saunders, David punt 29 yards to the MHS41, fair catch by Shiver, Stephen.
--------------- 3 plays, 1 yards, TOP 01:31 ---------------

  M 1-10 M41   MARYVILLE drive start at 10:29 (3rd).
  M 1-10 M41   MHS ball on MHS42.
  M 1-10 M42   Baker, Adrian rush for loss of 1 yard to the MHS41 (Allen, D.;Pence, Charlton).
  M 2-11 M41   Baker, Adrian rush for 2 yards to the MHS43 (Allen, D.;Garrett, D.).
  M 3-9  M43   Hunt, Derek pass incomplete to Clendenen, T..
  M 4-9  M43   Singleton, Ryan punt 34 yards to the HHS23, fair catch by Gordon, Eric.
--------------- 3 plays, 1 yards, TOP 01:36 ---------------

      H 1-10 H23   HILLSBORO drive start at 08:53 (3rd).
      H 1-10 H23   Seward, J. rush for 5 yards to the HHS28 (Shiver, Stephen).
      H 2-5  H28   Arent, Matt pass incomplete to Gordon, Eric.
      H 3-5  H28   Arent, Matt sacked for loss of 8 yards to the HHS20 (Caylor, Tanner).
      H 4-13 H20   Saunders, David punt 38 yards to the MHS42, downed.
--------------- 3 plays, minus 3 yards, TOP 01:17 ---------------

  M 1-10 M42   MARYVILLE drive start at 07:36 (3rd).
  M 1-10 M42   Baker, Adrian rush for 3 yards to the MHS45 (Davis, Scott).
  M 2-7  M45   Burnette, Brent pass incomplete to Douglas, Aaron (Allen, D.).
  M 3-7  M45   Burnette, Brent pass complete to Douglas, Aaron for 5 yards to the 50
               yardline (Pence, Charlton).
  M 4-2  M50   Singleton, Ryan punt 23 yards to the HHS27, Gordon, Eric return 0 yards to
               the HHS27, fumble by Gordon, Eric recovered by HHS Donaldson, John at HHS31,
               PENALTY MHS kick catching interference 12 yards to the HHS43, 1st and
               10, HHS ball on HHS43.
--------------- 3 plays, 8 yards, TOP 01:28 ---------------

      H 1-10 H43   HILLSBORO drive start at 06:08 (3rd).
      H 1-10 H43   Seward, J. rush for 9 yards to the MHS48 (Wood, Dwight).
      H 2-1  M48   Seward, J. rush for 4 yards to the MHS44, 1ST DOWN HHS
                   (Hollingsworth,T;Cantwell, J.).
      H 1-10 M44   Seward, J. rush for 16 yards to the MHS28, 1ST DOWN HHS (Hall, Landon).
      H 1-10 M28   Seward, J. rush for 3 yards to the MHS25 (Hall, Landon;Caylor, Tanner).
      H 2-7  M25   Arent, Matt rush to the MHS26, fumble by Arent, Matt recovered by HHS
                   Arent, Matt at MHS27, Arent, Matt for 1 yard to the MHS26 (Caylor, Tanner),
                   PENALTY MHS face mask 5 yards to the MHS21.
      H 2-3  M21   2nd and 3.
      H 2-3  M21   PENALTY HHS IP 5 yards to the MHS26.
      H 2-8  M26   Arent, Matt pass complete to Gordon, Eric for 9 yards to the MHS17,
                   1ST DOWN HHS (Carpenter, T.).
      H 1-10 M17   Seward, J. rush for no gain to the MHS17 (Wood, Dwight).
      H 2-10 M17   Arent, Matt sacked for loss of 2 yards to the MHS19 (Smith, Justin).
      H 3-12 M19   Arent, Matt pass incomplete to Shelton, L..
      H 4-12 M19   Arent, Matt pass complete to Gordon, Eric for 12 yards to the MHS7,
                   1ST DOWN HHS (Carpenter, T.).
      H 1-G  M07   Seward, J. rush for 2 yards to the MHS5 (Hall, Landon).
      H 2-G  M05   Seward, J. rush for 5 yards to the MHS0, TOUCHDOWN, clock 01:27.
                   Brakefield, H. kick attempt good.

                                        ==========================
                                        MARYVILLE 21, HILLSBORO 10
                                        ==========================

--------------- 12 plays, 57 yards, TOP 04:41 ---------------
```

Ruiz, Mario kickoff 48 yards to the MHS12, Maples, Tyler return 49 yards to the HHS39 (Shelton, L.).

M 1-10 H39 MARYVILLE drive start at 01:27 (3rd).

M 1-10 H39 Baker, Adrian rush for 13 yards to the HHS26, **1ST DOWN MHS** (Langster, Evan).

M 1-10 H26 Singleton, Ryan rush for 1 yard to the HHS25 (Solomon, David).

M 2-9 H25 *PENALTY MHS false start 5 yards to the HHS30*.

====END OF 3rd QUARTER====
MARYVILLE 21, HILLSBORO 10
==========

Play-by-Play Summary (4th quarter)

M 2-14 H30 Start of 4th quarter, clock 12:00.
M 2-14 H30 Hunt, Derek pass complete to Reisser, Ryan for 7 yards to the HHS23 (Solomon, David).
M 3-7 H23 Burnette, Brent pass complete to Maples, Tyler for 23 yards to the HHS0, **1ST DOWN MHS**, TOUCHDOWN, clock 11:09.
Koyano, T. kick attempt good.

==========
MARYVILLE 28, HILLSBORO 10
==========

---------- 4 plays, 39 yards, TOP 02:18 ----------

Koyano, T. kickoff 33 yards to the HHS27, fair catch by Braden, Chaz.
H 1-10 H27 HILLSBORO drive start at 11:09 (4th).
H 1-10 H27 Arent, Matt rush for no gain to the HHS27 (Wood, Dwight).
H 2-10 H27 Arent, Matt pass incomplete (Wood, Dwight).
H 3-10 H27 Arent, Matt pass incomplete to Garrett, D..
H 4-10 H27 Saunders, David punt 38 yards to the MHS35, downed.

---------- 3 plays, 0 yards, TOP 00:55 ----------

M 1-10 M35 MARYVILLE drive start at 10:14 (4th).
M 1-10 M35 Baker, Adrian rush for 4 yards to the MHS39 (Montgomery, N.;Braden, Chaz).
M 2-6 M39 *PENALTY HHS false start 5 yards to the MHS44*.
M 2-1 M44 *PENALTY MHS false start 5 yards to the MHS39*.
M 2-6 M39 Shiver, Stephen rush for loss of 1 yard to the MHS38 (Parker, Tracy).
M 3-7 M38 Burnette, Brent pass complete to Clendenen, T. for 13 yards to the HHS49, **1ST DOWN MHS** (Parker, Tracy).
M 1-10 H49 Baker, Adrian rush for 1 yard to the HHS48 (Parker, Tracy).
M 2-9 H48 Baker, Adrian rush for 13 yards to the HHS35, **1ST DOWN MHS** (Langster, Evan).
M 1-10 H35 Hunt, Derek sacked for loss of 2 yards to the HHS37 (Pence, Charlton).
M 2-12 H37 Hunt, Derek pass intercepted by Solomon, David at the HHS30, Solomon, David return 6 yards to the HHS36 (Greene, B.), *PENALTY MHS face mask 15 yards to the MHS49*, 1st and 10, HHS ball on MHS49.

---------- 7 plays, 28 yards, TOP 04:11 ----------

H 1-10 M49 HILLSBORO drive start at 06:03 (4th).
H 1-10 M49 Arent, Matt rush for 1 yard to the MHS48 (Smith, Justin).
H 2-9 M48 Arent, Matt pass complete to Gordon, Eric for 2 yards to the MHS46 (Jordan, Chris).
H 3-7 M46 Arent, Matt pass incomplete to Garrett, D..
H 4-7 M46 Arent, Matt pass intercepted by Smith, Justin at the MHS48, Smith, Justin return 16 yards to the HHS36 (Montgomery, N.), *PENALTY MHS illegal block 15 yards to the MHS49*, 1st and 10, MHS ball on MHS49.

---------- 4 plays, 3 yards, TOP 01:23 ----------

M 1-10 M49 MARYVILLE drive start at 04:40 (4th).
M 1-10 M49 Baker, Adrian rush for 4 yards to the HHS47 (Parker, Tracy;Allen, D.).
M 2-6 H47 Baker, Adrian rush for 5 yards to the HHS42 (Braden, Chaz).
M 3-1 H42 Singleton, Ryan rush for 42 yards to the HHS0, **1ST DOWN MHS**, TOUCHDOWN, clock 03:35.
Russell, Bryce kick attempt good.

==========
MARYVILLE 35, HILLSBORO 10
==========

---------- 3 plays, 51 yards, TOP 01:05 ----------

Russell, Bryce kickoff 34 yards to the HHS26, fair catch by Parker, Tracy.
H 1-10 H26 HILLSBORO drive start at 03:35 (4th).
H 1-10 H26 Seward, J. rush for 2 yards to the HHS28 (Hall, Landon).
H 2-8 H28 *PENALTY HHS false start 5 yards to the HHS23*.
H 2-13 H23 Seward, J. rush for 2 yards to the HHS25 (Hall, Landon;Wood, Dwight).
H 3-11 H25 Arent, Matt pass complete to Jordan, Cory for 7 yards to the HHS32 (Jordan, Chris).
H 4-4 H32 Saunders, David punt 27 yards to the MHS41, fair catch by Maples, Tyler.

---------- 3 plays, 6 yards, TOP 02:13 ----------

M 1-10 M41 MARYVILLE drive start at 01:22 (4th).
M 1-10 M41 MHS ball on MHS42.
M 1-10 M42 Kelly, Mike rush for 1 yard to the MHS43 (Allen, D.).
M 2-9 M43 TEAM rush for loss of 2 yards to the MHS41.
M 3-11 M41 TEAM rush for loss of 3 yards to the MHS38.
M 4-14 M38 End of game, clock 00:00.

---------- 3 plays, minus 4 yards, TOP 01:22 ----------

========FINAL SCORE=======
MARYVILLE 35, HILLSBORO 10

Play Breakdown Summary

Play Breakdown Summary (Final)
2006 Blue Cross Bowl
Maryville vs Hillsboro (Dec 02, 2006 at Murfreesboro, Tenn.)

Maryville Down	RUN	PASS	Total
OVERALL.....	32	25	57
1ST DOWN.....	16	7	23
2ND DOWN-SHORT...	1	0	1
2ND DOWN-MIDDLE..	4	1	5
2ND DOWN-LONG....	8	7	15
3RD DOWN-SHORT...	2	0	2
3RD DOWN-MIDDLE..	0	0	0
3RD DOWN-LONG....	1	9	10
4TH DOWN.....	0	1	1

Hillsboro Down	RUN	PASS	Total
OVERALL.....	27	32	59
1ST DOWN.....	17	5	22
2ND DOWN-SHORT...	2	0	2
2ND DOWN-MIDDLE..	2	4	6
2ND DOWN-LONG....	4	7	11
3RD DOWN-SHORT...	1	0	1
3RD DOWN-MIDDLE..	1	2	3
3RD DOWN-LONG....	0	11	11
4TH DOWN.....	0	3	3

Maryville Formation	RUN	PASS	Total
.....	32	25	57

Hillsboro Formation	RUN	PASS	Total
.....	27	32	59

Play Breakdown

Play Breakdown (Final)
2006 Blue Cross Bowl
Maryville vs Hillsboro (Dec 02, 2006 at Murfreesboro, Tenn.)

Maryville (Sorted by Play type)

1ST DOWN RUN (16 RUN, 7 PASS)

1-10 M39 #10	0	[ ]
1-10 M42 #22	1	[ ]
1-10 H28 #25	6	[ ]
1-10 M35 #25	5	[ ]
1-10 M42 #25	3	[ ]
1-10 M42 #25	-1	[ ]
1-10 H39 #25	13	[ ]
1-10 H14 #25	5	[ ]
1-10 M43 #25	9	[ ]
1-10 M49 #25	4	[ ]
1-10 M35 #25	4	[ ]
1-10 H37 #25	-1	[ ]
1-10 M47 #25	2	[ ]
1-10 H49 #25	1	[ ]
1-10 M50 #48	1	[ ]
1-10 H26 #48	1	[ ]

1ST DOWN PASS

1-10 H32 #10 to #2	32	[ ]
1-10 M23 #10 to #2	-	[ ]
1-10 M41 #10 to #48	-	[ ]
1-12 H12 #10 to #7	-	[ ]
1-15 H45 #10 to #7	-	[ ]
1-10 M49 #TM to #	-	[ ]
1-10 H35 #14 to #	SACK	[ ]

2ND-SHORT RUN (1 RUN, 0 PASS)

2-1 H48 #25	8	[ ]

2ND-SHORT PASS

2ND-MIDDLE RUN (4 RUN, 1 PASS)

2-6 H47 #25	5	[ ]
2-4 H22 #25	2	[ ]
2-5 H09 #48	9	[ ]
2-6 M39 #7	-1	[ ]

2ND-MIDDLE PASS

2-5 M40 #14 to #2	7	[ ]

2ND-LONG RUN (8 RUN, 7 PASS)

2-12 H12 #14	-2	[ ]
2-9 H49 #2	2	[ ]
2-11 M41 #25	2	[ ]
2-10 M41 #25	8	[ ]
2-9 H48 #25	13	[ ]
2-10 M23 #25	0	[ ]
2-15 H45 #25	3	[ ]
2-9 M43 #TM	-2	[ ]

2ND-LONG PASS

2-11 H38 #10 to #2	31	[ ]
2-8 M49 #14 to #2	23	[ ]
2-10 M39 #10 to #25	10	[ ]
2-14 H30 #14 to #3	7	[ ]
2-12 H37 #14 to #7	INT	[ ]
2-10 M49 #10 to #88	19	[ ]
2-7 M45 #10 to #88	-	[ ]

3RD-SHORT RUN (2 RUN, 0 PASS)

3-2 H20 #25	-1	[ ]
3-1 H42 #48	42	[ ]

3RD-SHORT PASS

3RD-MIDDLE RUN (0 RUN, 0 PASS)

3RD-LONG RUN (1 RUN, 9 PASS)
3-11 M41 #TM -3 [ ]

4TH DOWN RUN (0 RUN, 1 PASS)

3RD-MIDDLE PASS

3RD-LONG PASS
3-9 M43 #14 to #11 - [ ]
3-10 M23 #10 to #11 40 [ ]
3-7 M38 #10 to #11 13 [ ]
3-7 H47 #14 to #2 - [ ]
3-14 H14 #10 to #2 14 [ ]
3-7 H23 #10 to #2 23 [ ]
3-12 H42 #10 to #7 28 [ ]
3-7 M45 #10 to #88 5 [ ]
3-7 M44 #10 to # SACK [ ]

4TH DOWN PASS
4-3 H21 #14 to # SACK [ ]

Play Breakdown

Play Breakdown (Final)
2006 Blue Cross Bowl
Maryville vs Hillsboro (Dec 02, 2006 at Murfreesboro, Tenn.)

Hillsboro (Sorted by Play type)

1ST DOWN RUN (17 RUN, 5 PASS)
1-10 H26 #15 1 [ ]
1-10 M49 #15 1 [ ]
1-10 H44 #15 0 [ ]
1-10 H27 #15 0 [ ]
1-10 H24 #5 20 [ ]
1-7 M07 #5 2 [ ]
1-10 M17 #5 0 [ ]
1-10 H38 #5 7 [ ]
1-10 M28 #5 3 [ ]
1-10 M44 #5 16 [ ]
1-10 H43 #5 9 [ ]
1-10 H26 #5 2 [ ]
1-10 M38 #5 6 [ ]
1-10 H23 #5 5 [ ]
1-10 M21 #5 6 [ ]
1-7 M07 #5 -2 [ ]
1-10 H30 #5 4 [ ]

1ST DOWN PASS
1-10 H20 #15 to #12 - [ ]
1-10 H21 #15 to #3 - [ ]
1-10 H49 #15 to #3 11 [ ]
1-10 H23 #15 to #3 5 [ ]
1-10 H29 #15 to # SACK [ ]

2ND-SHORT RUN (2 RUN, 0 PASS)
2-1 M48 #5 4 [ ]
2-3 H45 #5 1 [ ]

2ND-SHORT PASS

2ND-MIDDLE RUN (2 RUN, 4 PASS)
2-5 H28 #5 2 [ ]
2-5 M05 #5 5 [ ]

2ND-MIDDLE PASS
2-4 M15 #15 to #12 - [ ]
2-4 M32 #15 to #13 - [ ]
2-5 H28 #15 to #3 - [ ]
2-6 H34 #15 to #8 - [ ]

2ND-LONG RUN (4 RUN, 7 PASS)
2-7 M25 #15 -1 [ ]
2-10 H44 #5 4 [ ]
2-13 H26 #5 4 [ ]
2-13 H23 #5 2 [ ]

2ND-LONG PASS
2-9 M48 #15 to #3 2 [ ]
2-8 M26 #15 to #3 9 [ ]
2-9 M09 #15 to #5 - [ ]
2-10 H21 #15 to #5 - [ ]
2-10 H20 #15 to #5 2 [ ]
2-10 M17 #15 to # SACK [ ]
2-10 H27 #15 to # - [ ]

3RD-SHORT RUN (1 RUN, 0 PASS)
3-2 H46 #15 3 [ ]

3RD-SHORT PASS

3RD-MIDDLE RUN (1 RUN, 2 PASS)
3-4 M15 #5 8 [ ]

3RD-MIDDLE PASS
3-4 M32 #15 to #12 - [ ]
3-3 H30 #15 to #12 8 [ ]

3RD-LONG RUN (0 RUN, 11 PASS)

3RD-LONG PASS

```
                                                    3-10 H27 #15 to #12     - [    ]
                                                    3-7  M46 #15 to #12     - [    ]
                                                    3-9  M09 #15 to #12     - [    ]
                                                    3-6  H34 #15 to #12     - [    ]
                                                    3-12 M19 #15 to #13     - [    ]
                                                    3-8  H22 #15 to #3      - [    ]
                                                    3-9  H30 #15 to #3      - [    ]
                                                    3-10 H21 #15 to #5      7 [    ]
                                                    3-11 H25 #15 to #8      7 [    ]
                                                    3-5  H28 #15 to #    SACK [    ]
                                                    3-6  H48 #15 to #       - [    ]

4TH DOWN RUN  (0 RUN, 3 PASS)                       4TH DOWN PASS
                                                    4-4  M32 #15 to #3     11 [    ]
                                                    4-12 M19 #15 to #3     12 [    ]
                                                    4-7  M46 #15 to #81   INT [    ]
```

2005 Class 4A Football Playoffs

November 4 - December 2, 2005

First Round

R1 #1	Sullivan South (9-1)	34
	Game 101 Fri. Nov. 4 7 PM	
R2 #4	Morristown East (4-6)	13
R2 #2	Daniel Boone (8-2)	35
	Game 102 Fri. Nov. 4 7 PM	
R1 #3	Elizabethton (5-5)	28
R1 #2	Tennessee (7-3)	35
	Game 103 Fri. Nov. 4 7 PM	
R2 #3	Cherokee (6-4)	12
R1 #4	Johnson Co. (6-4)	14
	Game 104 Fri. Nov. 4 7 PM	
R2 #1	Morristown West (10-0)	41
R3 #1	Maryville (10-0)	45
	Game 105 Fri. Nov. 4 7 PM	
R4 #4	White Co. (6-4)	7
R4 #2	Hixson (6-4)	14
	Game 106 Fri. Nov. 4 7 PM	
R3 #3	Powell (6-4)	46
R3 #2	Knoxville Central (9-1)	28
	Game 107 Fri. Nov. 4 7 PM	
R4 #3	Rhea Co. (5-5)	27
R3 #4	Knoxville Halls (7-3)	10
	Game 108 Fri. Nov. 4 7 PM	
R4 #1	Red Bank (9-1)	21
R5 #1	Hillsboro (9-1)	42
	Game 109 Fri. Nov. 4 7 PM	
R6 #4	Portland (7-3)	0
R6 #2	Kenwood (8-2)	6
	Game 110 Fri. Nov. 4 7 PM	
R5 #3	Maplewood (7-3)	27
R5 #2	Whites Creek (9-1)	27
	Game 111 Fri. Nov. 4 7 PM	
R6 #3	Clarksville (6-4)	21
R5 #4	Tullahoma (8-2)	14
	Game 112 Fri. Nov. 4 7 PM	
R6 #1	Beech (8-2)	0
R7 #1	Jackson Central-Merry (8-2)	35
	Game 113 Fri. Nov. 4 7 PM	
R8 #4	Kingsbury (2-8)	6
R8 #2	Memphis East (9-1)	24
	Game 114 Fri. Nov. 4 7 PM	
R7 #3	Hardin Co. (7-3)	18
R7 #2	Henry Co. (6-4)	45
	Game 115 Fri. Nov. 4 7 PM	
R8 #3	Fairley (5-5)	26
R7 #4	Brighton (6-4)	7
	Game 116 Fri. Nov. 4 7 PM	
R8 #1	Melrose (8-1)	53

Second Round

Sullivan South	14	
Game 201 Fri. Nov. 11 7 PM		
Daniel Boone	7	
Tennessee	11	
Game 202 Fri. Nov. 11 7 PM		
Morristown West	28	
Maryville	27	
Game 203 Fri. Nov. 11 7 PM		
Powell	0	
Knoxville Central	35	
Game 204 Fri. Nov. 11 7 PM		
Red Bank	19	
Hillsboro	21	
Game 205 Fri. Nov. 11 7 PM		
Maplewood	7	
Whites Creek	28	
Game 206 Fri. Nov. 11 7 PM		
Tullahoma	7	
Jackson Central-Merry	33	
Game 207 Fri. Nov. 11 7 PM		
Memphis East	14	
Henry Co.	10	
Game 208 Fri. Nov. 11 7 PM		
Melrose	26	

Quarterfinals

Sullivan South	20	
Game 301 Fri. Nov. 18 7 PM		
Morristown West	48	
Maryville	33	
Game 302 Fri. Nov. 18 7 PM		
Knoxville Central	23	
Hillsboro	38	
Game 303 Fri. Nov. 18 7 PM		
Whites Creek	21	
Jackson Central-Merry	7	
Game 304 Fri. Nov. 18 7 PM		
Melrose	47	

Semifinals

Morristown West	0	
Game 401 Fri. Nov. 25 7 PM		
Maryville	28	
Hillsboro	7	
Game 402 Fri. Nov. 25 7 PM		
Melrose	28	

Championship

Maryville	23	
Game 501 Sat. Dec. 3 3:30 PM BlueCross Bowl @ MTSU		
Melrose	10	

Maryville

STATE CHAMPION

Notes:

Scoring Summary

Scoring Summary (Final)
2005 Blue Cross Bowl
Melrose vs Maryville (12/3/05 at Murfreesboro, TN)

Melrose (13-2) vs. Maryville (15-0)
Date: 12/3/05 Site: Murfreesboro, TN Stadium: Floyd Stadium
Attendance: 4752

Score by Quarters	**1**	**2**	**3**	**4**	**Score**
Melrose.....	0	0	3	7	- 10
Maryville.....	3	0	7	13	- 23

Scoring Summary:

1st 02:35 MHS - Koyano, T. 22 yd field goal
9 plays, 63 yards, TOP 3:54, MR 0 - MHS 3

3rd 07:26 MR - Toney, T. 25 yd field goal
10 plays, 57 yards, TOP 4:34, MR 3 - MHS 3

01:52 MHS - Niethammer, M. 35 yd pass from Shiver, Stephen (Sacchet, Albert kick)
5 plays, 54 yards, TOP 1:12, MR 3 - MHS 10

4th 10:57 MHS - Tallent, Ryan 70 yd run (Sacchet, Albert kick failed)
2 plays, 74 yards, TOP 0:50, MR 3 - MHS 16

08:56 MHS - Tallent, Ryan 19 yd pass from Shiver, Stephen (Sacchet, Albert kick)
3 plays, 16 yards, TOP 1:50, MR 3 - MHS 23

03:35 MR - Holloway, J. 22 yd pass from Wilson, Monte (Toney, T. kick)
7 plays, 93 yards, TOP 2:16, MR 10 - MHS 23

Kickoff time: 3:37 End of Game: 6:11 Total elapsed time: 2:34
Officials: Referee: Greg Morgan; Umpire: Mike Johnson; Linesman: Jeff Irwin;
Line judge: Al Studstill; Back judge: David Patton; Field judge: Chuck Stephens;
Scorer: Morris/Layman;
Temperature: 45 Wind: S 7 mph Weather: Overcast

Offensive MVP: #32 Ryan Tallent (Maryville)
Defensive MVP: #30 Landon Hall (Maryville)

Team Statistics

Team Statistics (Final)
2005 Blue Cross Bowl
Melrose vs Maryville (12/3/05 at Murfreesboro, TN)

	MR	MHS
FIRST DOWNS.....	**14**	**12**
Rushing.....	5	3
Passing.....	7	7
Penalty.....	2	2
NET YARDS RUSHING.....	**78**	**146**
Rushing Attempts.....	30	34
Average Per Rush.....	2.6	4.3
Yards Gained Rushing.....	133	165
Yards Lost Rushing.....	55	19
NET YARDS PASSING.....	**187**	**148**
Completions-Attempts-Int....	14-24-2	9-17-1
Average Per Attempt.....	7.8	8.7
Average Per Completion.....	13.4	16.4
TOTAL OFFENSE YARDS.....	**265**	**294**
Total offense plays.....	54	51
Average Gain Per Play.....	4.9	5.8
Fumbles: Number-Lost.....	2-2	1-0
Penalties: Number-Yards.....	11-75	7-72
PUNTS-YARDS.....	4-132	4-159
Average Yards Per Punt.....	33.0	39.8
Net Yards Per Punt.....	33.2	39.8
Inside 20.....	0	2
50+ Yards.....	0	1
Touchbacks.....	0	0
Fair catch.....	2	0
KICKOFFS-YARDS.....	2-92	5-297
Average Yards Per Kickoff...	46.0	59.4
Net Yards Per Kickoff.....	29.0	52.0
Touchbacks.....	0	1
Punt returns: Number-Yards-TD.	1-0-0	1--1-0
Average Per Return.....	0.0	-1.0
Kickoff returns: Number-Yds-TD	2-37-0	3-34-0
Average Per Return.....	18.5	11.3
Interceptions: Number-Yds-TD..	1-0-0	2-26-0
Fumble Returns: Number-Yds-TD.	0-0-0	0-0-0
Miscellaneous Yards.....	0	0
Possession Time.....	22:17	25:43
1st Quarter.....	4:54	7:06
2nd Quarter.....	4:26	7:34
3rd Quarter.....	9:09	2:51
4th Quarter.....	3:48	8:12
Third-Down Conversions.....	3 of 12	6 of 13
Fourth-Down Conversions.....	2 of 3	1 of 1
Red-Zone Scores-Chances.....	2-2	2-3
Sacks By: Number-Yards.....	1-9	4-38
PAT Kicks.....	1-1	2-3
Field Goals.....	1-1	1-1

Individual Statistics

Individual Statistics (Final)
2005 Blue Cross Bowl
Melrose vs Maryville (12/3/05 at Murfreesboro, TN)

Melrose

Rushing	No	Gain	Loss	Net	TD	Lg	Avg
Cooper, G.	17	117	6	111	0	39	6.5
Lacey, J.	4	6	1	5	0	3	1.2
Washington, G.	1	2	0	2	0	4	2.0
Okunoye, David	1	1	0	1	0	1	1.0
Holloway, J.	1	0	9	-9	0	0	-9.0
Wilson, Monte	6	7	39	-32	0	7	-5.3
Totals...	30	133	55	78	0	39	2.6

Passing	Att-Cmp-Int	Yds	TD	Long	Sack
Wilson, Monte	24-14-2	187	1	29	4
Totals...	24-14-2	187	1	29	4

Receiving	No.	Yds	TD	Long
Matthews, S.	4	91	0	29
Kizer, Anthony	4	35	0	21
Holloway, J.	2	30	1	22
Cooper, G.	2	9	0	7
Harper, A.	1	15	0	15
Okunoye, David	1	7	0	7
Totals...	14	187	1	29

Punting	No.	Yds	Avg	Long	In20
Cooper, G.	4	132	33.0	39	0
Totals...	4	132	33.0	39	0

	Punts			Kickoffs			Intercept		
All Returns	No.	Yds.	Lg	No.	Yds.	Lg	No.	Yds.	Lg
Holloway, J.	1	0	0	2	37	27	0	0	0
Price, Keith	0	0	0	0	0	0	1	0	0
Totals...	1	0	0	2	37	27	1	0	0

Field goal attempts

Toney, T. 3rd 07:26 25 yds - Good

Maryville

Rushing	No	Gain	Loss	Net	TD	Lg	Avg
Tallent, Ryan	20	143	4	139	1	70	6.9
Baker, Adrian	9	18	3	15	0	6	1.7
Maples, Tyler	1	2	0	2	0	2	2.0
Singleton, R.	1	2	0	2	0	2	2.0
Hunt, Derek	1	0	1	-1	0	0	-1.0
TEAM	1	0	2	-2	0	0	-2.0
Burnette, Brent	1	0	9	-9	0	0	-9.0
Totals...	34	165	19	146	1	70	4.3

Passing	Att-Cmp-Int	Yds	TD	Long	Sack
Hunt, Derek	8-4-0	70	0	36	0
Burnette, Brent	7-3-1	24	0	13	1
Shiver, Stephen	2-2-0	54	2	35	0
Totals...	17-9-1	148	2	36	1

Receiving	No.	Yds	TD	Long
Douglas, A.	3	47	0	36
Niethammer, M.	2	48	1	35
Tallent, Ryan	2	27	1	19
Maples, Tyler	2	26	0	18
Totals...	9	148	2	36

Punting	No.	Yds	Avg	Long	In20
TEAM	1	35	35.0	35	0
Sacchet, Albert	3	124	41.3	55	2
Totals...	4	159	39.8	55	2

	Punts			Kickoffs			Intercept		
All Returns	No.	Yds.	Lg	No.	Yds.	Lg	No.	Yds.	Lg
Tallent, Ryan	1	-1	0	1	11	11	0	0	0
Maples, Tyler	0	0	0	1	17	17	1	26	26
Tate, Curtis	0	0	0	0	0	0	1	0	0
Caylor, Tanner	0	0	0	1	6	6	0	0	0
Totals...	1	-1	0	3	34	17	2	26	26

Field goal attempts

Koyano, T. 1st 02:35 22 yds - Good

FUMBLES: Melrose-Wilson, Monte 1-1; Washington, G. 1-1. Maryville-Maples, Tyler 1-0.

Drive Chart

Drive Chart (Final)
2005 Blue Cross Bowl
Melrose vs Maryville (12/3/05 at Murfreesboro, TN)

	Drive Started				Drive Ended				Consumed	
Team	**Qtr**	**Spot**	**Time**	**Obtained**	**Spot**	**Time**	**How Lost**		**Pl-Yds**	**TOP**
MR	1st	M10	09:28	Punt	M34	06:29	Punt		4-24	02:59
MR	1st	M29	02:35	Kickoff	M25	00:40	Punt		3--4	01:55
MR	2nd	M10	06:18	Interception	M50	05:04	Fumble		5-40	01:14
MR	2nd	M21	03:12	Punt	H40	00:00	Interception		9-39	03:12
MR	3rd	M35	12:00	Kickoff	H08	07:26	*FIELD GOAL		10-57	04:34#
MR	3rd	M29	05:47	Punt	M33	03:04	Interception		6-4	02:43
MR	3rd	M24	01:52	Kickoff	M34	11:47	Punt		6-10	02:05
MR	4th	M20	10:57	Kickoff	M16	10:46	Fumble		2--4	00:11
MR	4th	M11	08:56	Kickoff	M06	07:48	Punt		3--5	01:08
MR	4th	M07	05:51	Punt	H00	03:35	*TOUCHDOWN		7-93	02:16#
MHS	1st	H26	12:00	Kickoff	H35	09:28	Punt		3-9	02:32
MHS	1st	H31	06:29	Punt	M06	02:35	*FIELD GOAL		9-63	03:54#
MHS	1st	M49	00:40	Punt	M19	06:18	Interception		13-30	06:22#
MHS	2nd	H50	05:04	Fumble	H43	03:12	Punt		3--7	01:52
MHS	2nd	H01	00:00	Interception	H01	00:00	End of half		0-0	00:00
MHS	3rd	H30	07:26	Kickoff	H36	05:47	Punt		3-6	01:39
MHS	3rd	H46	03:04	Interception	M00	01:52	*TOUCHDOWN		5-54	01:12
MHS	4th	H26	11:47	Punt	M00	10:57	*TOUCHDOWN		2-74	00:50
MHS	4th	M16	10:46	Fumble	M00	08:56	*TOUCHDOWN		3-16	01:50#
MHS	4th	M40	07:48	Punt	M40	05:51	Punt		4-0	01:57
MHS	4th	M49	03:35	Kickoff	M28	00:00	End of half		7-21	03:35

MR	**1st Qtr**	**2nd Qtr**	**3rd Qtr**	**4th Qtr**	**1st Half**	**2nd Half**	**Total**
Time of possession	04:54	04:26	09:09	03:48	09:20	12:57	22:17
3rd Down Conversions	0/2	1/3	2/5	0/2	1/5	2/7	3/12
Avg Field Position	M19	M15	M29	M12	M17	M21	M19
4th Down Conversions	0/0	1/2	1/1	0/0	1/2	1/1	2/3

MHS	**1st Qtr**	**2nd Qtr**	**3rd Qtr**	**4th Qtr**	**1st Half**	**2nd Half**	**Total**
Time of possession	07:06	07:34	02:51	08:12	14:40	11:03	25:43
3rd Down Conversions	1/4	1/3	1/2	3/4	2/7	4/6	6/13
Avg Field Position	H36	H50	H38	M45	H39	H49	H45
4th Down Conversions	0/0	1/1	0/0	0/0	1/1	0/0	1/1

Drive Chart (By Quarter)

		Drive Started			Drive Ended			Consumed	
Team	**Qtr**	**Spot**	**Time**	**Obtained**	**Spot**	**Time**	**How Lost**	**Pl-Yds**	**TOP**
MHS	1st	H26	12:00	Kickoff	H35	09:28	Punt	3-9	02:32
MR	1st	M10	09:28	Punt	M34	06:29	Punt	4-24	02:59
MHS	1st	H31	06:29	Punt	M06	02:35	*FIELD GOAL	9-63	03:54#
MR	1st	M29	02:35	Kickoff	M25	00:40	Punt	3--4	01:55
MHS	1st	M49	00:40	Punt	M19	06:18	Interception	13-30	06:22#
MR	2nd	M10	06:18	Interception	M50	05:04	Fumble	5-40	01:14
MHS	2nd	H50	05:04	Fumble	H43	03:12	Punt	3--7	01:52
MR	2nd	M21	03:12	Punt	H40	00:00	Interception	9-39	03:12
MHS	2nd	H01	00:00	Interception	H01	00:00	End of half	0-0	00:00
MR	3rd	M35	12:00	Kickoff	H08	07:26	*FIELD GOAL	10-57	04:34#
MHS	3rd	H30	07:26	Kickoff	H36	05:47	Punt	3-6	01:39
MR	3rd	M29	05:47	Punt	M33	03:04	Interception	6-4	02:43
MHS	3rd	H46	03:04	Interception	M00	01:52	*TOUCHDOWN	5-54	01:12
MR	3rd	M24	01:52	Kickoff	M34	11:47	Punt	6-10	02:05
MHS	4th	H26	11:47	Punt	M00	10:57	*TOUCHDOWN	2-74	00:50
MR	4th	M20	10:57	Kickoff	M16	10:46	Fumble	2--4	00:11
MHS	4th	M16	10:46	Fumble	M00	08:56	*TOUCHDOWN	3-16	01:50#
MR	4th	M11	08:56	Kickoff	M06	07:48	Punt	3--5	01:08
MHS	4th	M40	07:48	Punt	M40	05:51	Punt	4-0	01:57
MR	4th	M07	05:51	Punt	H00	03:35	*TOUCHDOWN	7-93	02:16#
MHS	4th	M49	03:35	Kickoff	M28	00:00	End of half	7-21	03:35

Defensive Statistics

Defensive Statistics (Final)
2005 Blue Cross Bowl
Melrose vs Maryville (12/3/05 at Murfreesboro, TN)

Melrose

##	Player	Solo	Ast	Tot	TFL/Yds	FF	FR-Yd	Intc	BrUp	Blkd	Sack/Yds	QH
6	McKinnon, J.	5	3	8	1.0/2	.	.	.	.	1	/	.
58	Carter, Michael	6	1	7	.	.	.	.	.	.	/	.
62	Dorsey, Robert	3	3	6	1.5/2	.	.	.	.	.	/	.
7	Harper, A.	4	1	5	1.0/1	.	.	.	1	.	/	.
17	Jones, Eric	4	.	4	.	1	.	.	.	.	/	.
2	Price, Keith	3	1	4	.	.	.	1-0	.	.	/	.
8	Fullilove, K.	3	1	4	.	.	.	.	.	.	/	.
56	Henderson, F.	2	1	3	1.0/9	.	.	.	.	.	1/9	.
5	Shipp, Martez	1	.	1	.	.	.	.	.	.	/	.
12	Stone, Justin	1	.	1	.	.	.	.	.	.	/	.
1	Washington, G.	1	.	1	.	.	.	.	1	.	/	.
15	Oliver, Rod.	1	.	1	.	.	.	.	.	.	/	.
52	Houston, D.	.	1	1	0.5/2	.	.	.	1	.	/	.

Maryville

##	Player	Solo	Ast	Tot	TFL/Yds	FF	FR-Yd	Intc	BrUp	Blkd	Sack/Yds	QH
30	Hall, Landon	4	7	11	1.0/8	1	.	.	.	.	1/7	.
84	Fulton, Brad	4	4	8	.	.	.	.	.	.	/	.
52	Tucker, Gary	3	3	6	2.5/3	.	.	.	.	.	/	.
58	Smith, Josh	3	2	5	3.0/8	1	.	.	.	.	1/5	.
20	Brinkmann, Ryan	1	4	5	.	.	.	.	.	.	/	.
1	Caylor, Tanner	2	2	4	.	.	.	.	.	.	/	.
11	Tate, Curtis	2	2	4	1.5/9	.	1-0	1-0	.	.	/	.
93	Killebrew, John	2	2	4	1.0/2	.	.	.	.	.	/	.
44	Jackson, A.	2	1	3	2.5/19	.	1-0	.	1	.	2/19	.
35	Wood, Dwight	1	2	3	0.5/7	.	.	.	.	.	1/7	.
5	Kimsey, Katlin	.	3	3	.	.	.	.	.	.	/	.
2	Maples, Tyler	2	.	2	.	.	.	1-26	2	.	/	.
88	Douglas, A.	1	.	1	.	.	.	.	.	.	/	.
54	Valentine, Matt	1	.	1	.	.	.	.	.	.	/	.
68	Sullivan, Josh	1	.	1	.	.	.	.	.	.	/	.

Quickie Statistics

Quickie Statistics (Final)
Melrose vs Maryville (12/3/05 at Murfreesboro, TN)

	MR	MHS
Score.....	10	23
FIRST DOWNS.....	**14**	**12**
RUSHES-YARDS (NET).....	**30-78**	**34-146**
PASSING YDS (NET).....	**187**	**148**
Passes Att-Comp-Int.....	24-14-2	17-9-1
TOTAL OFFENSE PLAYS-YARDS.....	**54-265**	**51-294**
Fumble Returns-Yards.....	0-0	0-0
Punt Returns-Yards.....	1-0	1--1
Kickoff Returns-Yards.....	2-37	3-34
Interception Returns-Yards....	1-0	2-26
Punts (Number-Avg).....	4-33.0	4-39.8
Fumbles-Lost.....	2-2	1-0
Penalties-Yards.....	11-75	7-72
Possession Time.....	22:17	25:43
Third-Down Conversions.....	3 of 12	6 of 13
Fourth-Down Conversions.....	2 of 3	1 of 1
Red-Zone Scores-Chances.....	2-2	2-3

Melrose

Rushing	No	Yds	TD	Lg	Avg
Cooper, G.	17	111	0	39	6.5
Lacey, J.	4	5	0	3	1.2
Washington, G.	1	2	0	4	2.0
Okunoye, David	1	1	0	1	1.0

Passing	Att	Cmp	Int	Yds	TD	Lng
Wilson, Monte	24	14	2	187	1	29

Receiving	No.	Yds	TD	Long
Matthews, S.	4	91	0	29
Kizer, Anthony	4	35	0	21
Holloway, J.	2	30	1	22
Cooper, G.	2	9	0	7

Punting	No.	Avg	Long	I20
Cooper, G.	4	33.0	39	0

Punt returns	No.	Yds	TD	Long
Holloway, J.	1	0	0	0

Kick returns	No.	Yds	TD	Long
Holloway, J.	2	37	0	27

Maryville

Rushing	No	Yds	TD	Lg	Avg
Tallent, Ryan	20	139	1	70	6.9
Baker, Adrian	9	15	0	6	1.7
Singleton, R.	1	2	0	2	2.0
Maples, Tyler	1	2	0	2	2.0

Passing	Att	Cmp	Int	Yds	TD	Lng
Hunt, Derek	8	4	0	70	0	36
Burnette, Brent	7	3	1	24	0	13

Receiving	No.	Yds	TD	Long
Douglas, A.	3	47	0	36
Niethammer, M.	2	48	1	35
Tallent, Ryan	2	27	1	19
Maples, Tyler	2	26	0	18

Punting	No.	Avg	Long	I20
Sacchet, Albert	3	41.3	55	2
TEAM	1	35.0	35	0

Punt returns	No.	Yds	TD	Long
Tallent, Ryan	1	-1	0	0

Kick returns	No.	Yds	TD	Long
Maples, Tyler	1	17	0	17
Tallent, Ryan	1	11	0	11

Team	Qtr	Time	Scoring play	Conversion	Plays-Yards	TOP	MR - MHS
MHS	1st	02:35	Koyano, T. 22 yd field goal		9-63	3:54	0 - 3
MR	3rd	07:26	Toney, T. 25 yd field goal		10-57	4:34	3 - 3
MHS	3rd	01:52	Niethammer, M. 35 yd pass from Shiver, Stephen	Sacchet, Albert kick	5-54	1:12	3 - 10
MHS	4th	10:57	Tallent, Ryan 70 yd run	Sacchet, Albert kick failed	2-74	0:50	3 - 16
MHS	4th	08:56	Tallent, Ryan 19 yd pass from Shiver, Stephen	Sacchet, Albert kick	3-16	1:50	3 - 23
MR	4th	03:35	Holloway, J. 22 yd pass from Wilson, Monte	Toney, T. kick	7-93	2:16	10 - 23

Play-by-Play Summary (1st Quarter)

```
  M 1-10 M40   Clock 12:00.

               Harper, A. kickoff 51 yards to the MHS9, Maples, Tyler return 17 yards to
               the MHS26 (Oliver, Rod.).
      H 1-10 H26   Tallent, Ryan rush for 9 yards to the MHS35 (Washington, G.).
      H 2-1  H35   Tallent, Ryan rush for loss of 1 yard to the MHS34 (Harper, A.).
      H 3-2  H34   Tallent, Ryan rush for 1 yard to the MHS35 (Dorsey, Robert).
      H 4-1  H35   Sacchet, Albert punt 55 yards to the MR10, out-of-bounds.
--------------- 3 plays, 9 yards, TOP 02:32 ---------------

  M 1-10 M10   MELROSE drive start at 09:28 (1st).
  M 1-10 M10   Cooper, G. rush for 20 yards to the MR30, 1ST DOWN MR (Hall, Landon).
  M 1-10 M30   PENALTY MR false start 5 yards to the MR25.
  M 1-15 M25   Lacey, J. rush for 3 yards to the MR28 (Caylor, Tanner).
  M 2-12 M28   Lacey, J. rush for loss of 1 yard to the MR27 (Smith, Josh).
  M 3-13 M27   Wilson, Monte rush for 7 yards to the MR34 (Hall, Landon).
  M 4-6  M34   Cooper, G. punt 35 yards to the MHS31, downed.
--------------- 4 plays, 24 yards, TOP 02:59 ---------------

      H 1-10 H31   MARYVILLE drive start at 06:29 (1st).
      H 1-10 H31   Hunt, Derek pass incomplete to Maples, Tyler.
      H 2-10 H31   Baker, Adrian rush for loss of 2 yards to the MHS29 (McKinnon, J.).
      H 3-12 H29   Hunt, Derek pass complete to Maples, Tyler for 18 yards to the MHS47,
                   1ST DOWN MHS (Jones, Eric).
      H 1-10 H47   Tallent, Ryan rush for 6 yards to the MR47 (Carter, Michael).
      H 2-4  M47   Hunt, Derek pass complete to Douglas, A. for 36 yards to the MR11,
                   1ST DOWN MHS (Price, Keith).
      H 1-10 M11   Tallent, Ryan rush for 2 yards to the MR9 (Fullilove, K.).
      H 2-8  M09   Tallent, Ryan rush for 3 yards to the MR6 (Harper, A.;McKinnon, J.).
      H 3-5  M06   Timeout Maryville, clock 02:42.
      H 3-5  M06   Hunt, Derek pass incomplete to Niethammer, M. (Harper, A.).
      H 4-5  M06   Koyano, T. field goal attempt from 22 GOOD, clock 02:35.

                                   ======================
                                   MELROSE 0, MARYVILLE 3
                                   ======================

--------------- 9 plays, 63 yards, TOP 03:54 ---------------

                   Koyano, T. kickoff 58 yards to the MR2, Holloway, J. return 27 yards to
                   the MR29 (Sullivan, Josh).
  M 1-10 M29   MELROSE drive start at 02:35 (1st).
  M 1-10 M29   PENALTY MR false start 5 yards to the MR24.
  M 1-15 M24   Holloway, J. rush for loss of 9 yards to the MR15 (Tate, Curtis).
  M 2-24 M15   Wilson, Monte pass complete to Okunoye, David for 7 yards to the MR22 (Hall,
               Landon).
  M 3-17 M22   Lacey, J. rush for 3 yards to the MR25 (Hall, Landon;Killebrew, John).
  M 4-14 M25   Cooper, G. punt 24 yards to the MR49, fair catch by Tallent, Ryan.
--------------- 3 plays, minus 4 yards, TOP 01:55 ---------------

      H 1-10 M49   MARYVILLE drive start at 00:40 (1st).
      H 1-10 M49   Burnette, Brent pass incomplete.
      H 2-10 M49   Baker, Adrian rush for 1 yard to the MR48 (McKinnon, J.;Dorsey, Robert).
      H 3-9  M48   Burnette, Brent pass complete to Douglas, A. for 8 yards to the MR40
                   (Price, Keith).

                                   ==END OF 1st QUARTER==
                                   MELROSE 0, MARYVILLE 3
                                   ======================
```

Play-by-Play Summary (2nd quarter)

```
      H 4-1  M40   Start of 2nd quarter, clock 12:00.
      H 4-1  M40   PENALTY MR offside 5 yards to the MR35, 1ST DOWN MHS.
      H 1-10 M35   Tallent, Ryan rush for 3 yards to the MR32 (Jones, Eric).
      H 2-7  M32   Tallent, Ryan rush for loss of 3 yards to the MR35 (Houston, D.;Dorsey, Robert).
      H 3-10 M35   Burnette, Brent pass complete to Niethammer, M. for 13 yards to the MR22
                   (Killebrew, C.), PENALTY MHS holding 17 yards to the MHS48, NO PLAY.
      H 3-27 H48   PENALTY MHS delay of game 5 yards to the MHS43.
      H 3-32 H43   Burnette, Brent pass incomplete (Killebrew, C.), PENALTY MR pass
                   interference 15 yards to the MR42, 1ST DOWN MHS, NO PLAY.
      H 1-10 M42   Burnette, Brent pass incomplete to Niethammer, M..
      H 2-10 M42   Baker, Adrian rush for loss of 1 yard to the MR43 (Dorsey, Robert).
      H 3-11 M43   Burnette, Brent pass complete to Niethammer, M. for 13 yards to the
                   MR30, 1ST DOWN MHS.
      H 1-10 M30   Baker, Adrian rush for 5 yards to the MR25 (McKinnon, J.).
      H 2-5  M25   Tallent, Ryan rush for 3 yards to the MR22 (Carter, Michael).
      H 3-2  M22   Baker, Adrian rush for no gain to the MR22 (Carter, Michael).
      H 4-2  M22   Timeout Maryville, clock 06:45.
      H 4-2  M22   Burnette, Brent pass complete to Douglas, A. for 3 yards to the MR19,
                   1ST DOWN MHS (Price, Keith;Fullilove, K.).
      H 1-10 M19   Burnette, Brent pass intercepted by Price, Keith at the MR0, Price,
                   Keith return 0 yards to the MR0, touchback.
--------------- 13 plays, 30 yards, TOP 06:22 ---------------

  M 1-10 M20   MELROSE drive start at 06:18 (2nd).
  M 1-10 M20   PENALTY MR unsportsmanlike conduct 10 yards to the MR10.
  M 1-20 M10   MR ball on MR10.
  M 1-20 M10   1st and 10.
  M 1-10 M10   Cooper, G. rush for 39 yards to the MR49, 1ST DOWN MR (Brinkmann, Ryan;Kimsey, Katlin).
  M 1-10 M49   Cooper, G. rush for loss of 1 yard to the MR48 (Tucker, Gary;Tate, Curtis).
  M 2-11 M48   Wilson, Monte pass incomplete to Holloway, J. (Maples, Tyler).
  M 3-11 M48   Wilson, Monte pass incomplete to Holloway, J..
  M 4-11 M48   Washington, G. rush to the MHS48, fumble forced by Hall, Landon, fumble by
               Washington, G. recovered by MHS Tate, Curtis at 50 yardline.
--------------- 5 plays, 40 yards, TOP 01:14 ---------------

      H 1-10 H50   MARYVILLE drive start at 05:04 (2nd).
      H 1-10 H50   Maples, Tyler rush for 2 yards to the MR48 (McKinnon, J.).
      H 2-8  M48   Burnette, Brent sacked for loss of 9 yards to the MHS43 (Henderson, F.).
      H 3-17 H43   Burnette, Brent pass incomplete to Maples, Tyler (Houston, D.).
      H 4-17 H43   Sacchet, Albert punt 36 yards to the MR21, downed.
--------------- 3 plays, minus 7 yards, TOP 01:52 ---------------

  M 1-10 M21   MELROSE drive start at 03:12 (2nd).
  M 1-10 M21   Cooper, G. rush for 13 yards to the MR34, 1ST DOWN MR (Tate, Curtis).
  M 1-10 M34   Okunoye, David rush for 1 yard to the MR35 (Hall, Landon;Wood, Dwight).
  M 2-9  M35   Cooper, G. rush for 6 yards to the MR41 (Caylor, Tanner).
  M 3-3  M41   Cooper, G. rush for 3 yards to the MR44, 1ST DOWN MR (Tucker, Gary).
  M 1-10 M44   Wilson, Monte pass complete to Kizer, Anthony for 1 yard to the MR45 (Maples, Tyler).
  M 2-9  M45   Wilson, Monte pass incomplete to Kizer, Anthony.
  M 3-9  M45   Wilson, Monte pass complete to Kizer, Anthony for 5 yards to the 50 yardline
               (Brinkmann, Ryan;Fulton, Brad).
  M 4-4  M50   Timeout Melrose, clock 00:27.
  M 4-4  M50   Wilson, Monte pass complete to Harper, A. for 15 yards to the MHS35, 1ST
               DOWN MR (Hall, Landon;Tate, Curtis).
  M 1-10 H35   Timeout Melrose, clock 00:20.
  M 1-10 H35   Wilson, Monte pass complete to Cooper, G. for 8 yards to the MHS27 (Hall,
               Landon;Killebrew, John), PENALTY MR ineligible downfield on pass 5 yards
               to the MHS40, NO PLAY.
  M 1-15 H40   Wilson, Monte pass intercepted by Tate, Curtis at the MHS1, Tate, Curtis
               return 0 yards to the MHS1.
--------------- 9 plays, 39 yards, TOP 03:12 ---------------

      H 1-10 H01   MARYVILLE drive start at 00:00 (2nd).
      H 1-10 H01   End of 1st half, clock 00:00.

                                        ==END OF 2nd QUARTER==
                                        MELROSE 0, MARYVILLE 3
                                        ======================
```

Play-by-Play Summary (3rd quarter)

H 1-10 H01 Start of 3rd quarter, clock 12:00.

Koyano, T. kickoff 84 yards to the MR15, out-of-bounds, MR ball on MR35.
M 1-10 M35 MELROSE drive start at 12:00 (3rd).
M 1-10 M35 Cooper, G. rush for 7 yards to the MR42 (Maples, Tyler).
M 2-3 M42 Wilson, Monte pass complete to Holloway, J. for 8 yards to the 50 yardline, **1ST DOWN MR** (Fulton, Brad).
M 1-10 M50 Wilson, Monte pass complete to Stone, Justin for 8 yards to the MHS42 (Kimsey, Katlin), *PENALTY MR ineligible downfield on pass 5 yards to the MR45*, NO PLAY.
M 1-15 M45 Wilson, Monte pass incomplete to Holloway, J., *PENALTY MHS roughing passer 15 yards to the MHS40, **1ST DOWN MR***, NO PLAY.
M 1-10 H40 Wilson, Monte pass complete to Kizer, Anthony for 8 yards to the MHS32.
M 2-2 H32 Wilson, Monte rush for loss of 2 yards to the MHS34 (Killebrew, John).
M 3-4 H34 *PENALTY MR false start 5 yards to the MHS39*.
M 3-9 H39 Wilson, Monte pass complete to Cooper, G. for 2 yards to the MHS37 (Hall, Landon;Killebrew, John).
M 4-7 H37 Timeout Melrose, clock 09:06.
M 4-7 H37 Wilson, Monte pass complete to Matthews, S. for 24 yards to the MHS13, **1ST DOWN MR** (Fulton, Brad).
M 1-10 H13 Cooper, G. rush for 5 yards to the MHS8 (Tucker, Gary).
M 2-5 H08 Cooper, G. rush for loss of 1 yard to the MHS9 (Hall, Landon;Tucker, Gary).
M 3-6 H09 Cooper, G. rush for 1 yard to the MHS8 (Brinkmann, Ryan;Fulton, Brad).
M 4-5 H08 Toney, T. field goal attempt from 25 GOOD, clock 07:26.

==========
MELROSE 3, MARYVILLE 3
==========

---------- 10 plays, 57 yards, TOP 04:34 ----------

Harper, A. kickoff 41 yards to the MHS19, Tallent, Ryan return 11 yards to the MHS30 (Price, Keith).
H 1-10 H30 MARYVILLE drive start at 07:26 (3rd).
H 1-10 H30 Baker, Adrian rush for 6 yards to the MHS36 (Dorsey, Robert).
H 2-4 H36 Tallent, Ryan rush for no gain to the MHS36 (Fullilove, K.).
H 3-4 H36 Hunt, Derek pass incomplete to Maples, Tyler.
H 4-4 H36 Sacchet, Albert punt BLOCKED, recovered by MR TEAM at MR29 (blocked by McKinnon, J.).
---------- 3 plays, 6 yards, TOP 01:39 ----------

M 1-10 M29 MELROSE drive start at 05:47 (3rd).
M 1-10 M29 Cooper, G. rush for 4 yards to the MR33 (Fulton, Brad;Hall, Landon).
M 2-6 M33 Cooper, G. rush for 5 yards to the MR38 (Fulton, Brad).
M 3-1 M38 Cooper, G. rush for 4 yards to the MR42, **1ST DOWN MR** (Caylor, Tanner;Smith, Josh).
M 1-10 M42 Wilson, Monte sacked for loss of 14 yards to the MR28 (Hall, Landon;Wood, Dwight), *PENALTY MR intentional grounding 5 yards to the MR23*.
M 2-29 M23 2nd and 29.
M 2-29 M23 Cooper, G. rush for 10 yards to the MR33 (Kimsey, Katlin;Caylor, Tanner).
M 3-19 M33 Wilson, Monte pass intercepted by Maples, Tyler at the MHS30, Maples, Tyler return 26 yards to the MR44 (Stone, Justin), *PENALTY MR illegal block 10 yards to the MHS46*, 1st and 10, MHS ball on MHS46.
---------- 6 plays, 4 yards, TOP 02:43 ----------

H 1-10 H46 MARYVILLE drive start at 03:04 (3rd).
H 1-10 H46 Tallent, Ryan rush for 7 yards to the MR47 (McKinnon, J.).
H 2-3 M47 Hunt, Derek pass incomplete to Shiver, Stephen (Washington, G.).
H 3-3 M47 Hunt, Derek pass complete to Maples, Tyler to the MR41, fumble forced by Jones, Eric, fumble by Maples, Tyler recovered by MHS TEAM at MR39, **1ST DOWN MHS**, out-of-bounds.
H 1-10 M39 Tallent, Ryan pass complete to Shiver, Stephen for 23 yards to the MR16 (Fullilove, K.), *PENALTY MHS illegal shift 4 yards to the MR43*, NO PLAY.
H 1-14 M43 Hunt, Derek pass complete to Tallent, Ryan for 8 yards to the MR35 (Harper, A.).
H 2-6 M35 Shiver, Stephen pass complete to Niethammer, M. for 35 yards to the MR0, **1ST DOWN MHS**, TOUCHDOWN, clock 01:52.

Sacchet, Albert kick attempt good.

==========
MELROSE 3, MARYVILLE 10
==========

---------- 5 plays, 54 yards, TOP 01:12 ----------

Koyano, T. kickoff 36 yards to the MR24, fair catch by Griffin, Isaac.

M 1-10 M24	MELROSE drive start at 01:52 (3rd).
M 1-10 M24	Cooper, G. rush for loss of 1 yard to the MR23 (Tucker, Gary;Jackson, A.).
M 2-11 M23	Wilson, Monte pass incomplete to Cooper, G. (Jackson, A.).
M 3-11 M23	Wilson, Monte pass complete to Matthews, S. for 17 yards to the MR40, **1ST DOWN MR** (Brinkmann, Ryan).
M 1-10 M40	Cooper, G. rush for loss of 1 yard to the MR39 (Tucker, Gary).
M 2-11 M39	Wilson, Monte sacked for loss of 5 yards to the MR34 (Jackson, A.).

==END OF 3rd QUARTER===
MELROSE 3, MARYVILLE 10
==========

Play-by-Play Summary (4th quarter)

```
  M 3-16 M34   Start of 4th quarter, clock 12:00.
  M 3-16 M34   Wilson, Monte pass incomplete to Kizer, Anthony.
  M 4-16 M34   Cooper, G. punt 39 yards to the MHS27, Tallent, Ryan return -1 yards to the
               MHS26.
--------------- 6 plays, 10 yards, TOP 02:05 ---------------

      H 1-10 H26   MARYVILLE drive start at 11:47 (4th).
      H 1-10 H26   Baker, Adrian rush for 4 yards to the MHS30 (Carter, Michael).
      H 2-6  H30   Tallent, Ryan rush for 70 yards to the MR0, 1ST DOWN MHS,
                   TOUCHDOWN, clock 10:57.
                   Sacchet, Albert kick attempt failed.

                                       =======================
                                       MELROSE 3, MARYVILLE 16
                                       =======================

--------------- 2 plays, 74 yards, TOP 00:50 ---------------

                   Koyano, T. kickoff 60 yards to the MR0, touchback.
  M 1-10 M20   MELROSE drive start at 10:57 (4th).
  M 1-10 M20   Wilson, Monte pass incomplete to Holloway, J. (Maples, Tyler).
  M 2-10 M20   Wilson, Monte sacked for loss of 5 yards to the MR15 (Smith, Josh), fumble
               by Wilson, Monte recovered by MHS Jackson, A. at MR16.
--------------- 2 plays, minus 4 yards, TOP 00:11 ---------------

      H 1-10 M16   MARYVILLE drive start at 10:46 (4th).
      H 1-10 M16   Tallent, Ryan rush for 3 yards to the MR13 (Shipp, Martez).
      H 2-7  M13   Tallent, Ryan rush for 9 yards to the MR4 (Harper, A.), PENALTY MHS
                   holding 12 yards to the MR25, NO PLAY.
      H 2-19 M25   Tallent, Ryan rush for 6 yards to the MR19 (Fullilove, K.).
      H 3-13 M19   Shiver, Stephen pass complete to Tallent, Ryan for 19 yards to the MR0,
                   1ST DOWN MHS, TOUCHDOWN, clock 08:56.
                   Sacchet, Albert kick attempt good.

                                       =======================
                                       MELROSE 3, MARYVILLE 23
                                       =======================

--------------- 3 plays, 16 yards, TOP 01:50 ---------------

                   Koyano, T. kickoff 59 yards to the MR1, Holloway, J. return 10 yards to
                   the MR11 (Wood, Dwight).
  M 1-10 M11   MELROSE drive start at 08:56 (4th).
  M 1-10 M11   PENALTY MR delay of game 5 yards to the MR6.
  M 1-15 M06   Lacey, J. rush for no gain to the MR6 (Brinkmann, Ryan;Smith, Josh).
  M 2-15 M06   Wilson, Monte pass incomplete to Harper, A..
  M 3-15 M06   Wilson, Monte pass incomplete to Kizer, Anthony, PENALTY MR holding
               declined.
  M 4-15 M06   Cooper, G. punt 34 yards to the MR40, fair catch by Maples, Tyler.
--------------- 3 plays, minus 5 yards, TOP 01:08 ---------------

      H 1-10 M40   MARYVILLE drive start at 07:48 (4th).
      H 1-10 M40   Baker, Adrian rush for 1 yard to the MR39 (Carter, Michael), PENALTY
                   MHS holding 10 yards to the MR49.
      H 1-19 M49   1st and 19.
      H 1-19 M49   Singleton, R. rush for 2 yards to the MR47 (Henderson, F.).
      H 2-17 M47   Baker, Adrian rush for 1 yard to the MR46 (Dorsey, Robert;Henderson,
                   F.).
      H 3-16 M46   Tallent, Ryan rush for 6 yards to the MR40 (Jones, Eric).
      H 4-10 M40   Sacchet, Albert punt 33 yards to the MR7, Holloway, J. return 0 yards to
                   the MR7 (Douglas, A.).
--------------- 4 plays, 0 yards, TOP 01:57 ---------------

  M 1-10 M07   MELROSE drive start at 05:51 (4th).
  M 1-10 M07   Cooper, G. rush for loss of 2 yards to the MR5 (Smith, Josh).
  M 2-12 M05   Timeout Melrose, clock 05:29.
  M 2-12 M05   Wilson, Monte pass complete to Matthews, S. for 21 yards to the MR26, 1ST
               DOWN MR (Fulton, Brad).
```

M 1-10 M26 Wilson, Monte pass complete to Kizer, Anthony for 21 yards to the MR47, **1ST DOWN MR** (Fulton, Brad;Kimsey, Katlin).
M 1-10 M47 Wilson, Monte pass complete to Cooper, G. for 7 yards to the MHS46 (Killebrew, John).
M 2-3 H46 Wilson, Monte pass complete to Matthews, S. for 29 yards to the MHS17, **1ST DOWN MR** (Valentine, Matt).
M 1-10 H17 Wilson, Monte pass incomplete to Matthews, S., *PENALTY MHS pass interference 9 yards to the MHS8,* ***1ST DOWN MR***, NO PLAY.
M 1-G H08 Wilson, Monte sacked for loss of 14 yards to the MHS22 (Jackson, A.).
M 2-G H22 Wilson, Monte pass complete to Holloway, J. for 22 yards to the MHS0, TOUCHDOWN, clock 03:35.
Toney, T. kick attempt good.

==========
MELROSE 10, MARYVILLE 23
==========

---------- 7 plays, 93 yards, TOP 02:16 ----------

Harper, A. kickoff 15 yards to the MHS45, on-side kick, recovered by MHS on MHS45, Caylor, Tanner return 6 yards to the MR49.
H 1-10 M49 MARYVILLE drive start at 03:35 (4th).
H 1-10 M49 Hunt, Derek rush for loss of 1 yard to the 50 yardline.
H 2-11 H50 Tallent, Ryan rush for 9 yards to the MR41 (Harper, A.).
H 3-2 M41 Tallent, Ryan rush for 4 yards to the MR37, **1ST DOWN MHS** (Harper, A.).
H 1-10 M37 Tallent, Ryan rush for 1 yard to the MR36 (McKinnon, J.;Carter, Michael).
H 2-9 M36 Tallent, Ryan rush for 7 yards to the MR29 (McKinnon, J.).
H 3-2 M29 Tallent, Ryan rush for 3 yards to the MR26, **1ST DOWN MHS** (Carter, Michael).
H 1-10 M26 TEAM rush for loss of 2 yards to the MR28.
H 2-12 M28 End of 2nd half, clock 00:00.
---------- 7 plays, 21 yards, TOP 03:35 ----------

=======FINAL SCORE======
MELROSE 10, MARYVILLE 23
==========

Play Breakdown Summary

Play Breakdown Summary (Final)
2005 Blue Cross Bowl
Melrose vs Maryville (12/3/05 at Murfreesboro, TN)

Melrose

Down	RUN	PASS	Total
OVERALL.....	26	28	54
1ST DOWN.....	14	8	22
2ND DOWN-SHORT...	1	2	3
2ND DOWN-MIDDLE..	2	0	2
2ND DOWN-LONG....	3	9	12
3RD DOWN-SHORT...	1	0	1
3RD DOWN-MIDDLE..	1	0	1
3RD DOWN-LONG....	3	7	10
4TH DOWN.....	1	2	3

Maryville

Down	RUN	PASS	Total
OVERALL.....	33	18	51
1ST DOWN.....	15	5	20
2ND DOWN-SHORT...	1	1	2
2ND DOWN-MIDDLE..	3	2	5
2ND DOWN-LONG....	9	1	10
3RD DOWN-SHORT...	4	0	4
3RD DOWN-MIDDLE..	0	2	2
3RD DOWN-LONG....	1	6	7
4TH DOWN.....	0	1	1

Melrose

Formation	RUN	PASS	Total
.....	26	28	54

Maryville

Formation	RUN	PASS	Total
.....	33	18	51

Play Breakdown

Play Breakdown (Final)
2005 Blue Cross Bowl
Melrose vs Maryville (12/3/05 at Murfreesboro, TN)
Melrose (Sorted by Play type)

1ST DOWN RUN (14 RUN, 8 PASS)

1-15	M24 #13	-9	[ ]
1-15	M25 #25	3	[ ]
1-15	M06 #25	0	[ ]
1-10	M21 #28	13	[ ]
1-10	M07 #28	-2	[ ]
1-10	M35 #28	7	[ ]
1-10	M10 #28	20	[ ]
1-10	M24 #28	-1	[ ]
1-10	M29 #28	4	[ ]
1-10	M40 #28	-1	[ ]
1-10	H13 #28	5	[ ]
1-10	M49 #28	-1	[ ]
1-10	M10 #28	39	[ ]
1-10	M34 #9	1	[ ]

1ST DOWN PASS

1-15	H40 #14 to #11	INT	[ ]
1-10	M20 #14 to #13	-	[ ]
1-10	H40 #14 to #19	8	[ ]
1-10	M44 #14 to #19	1	[ ]
1-10	M26 #14 to #19	21	[ ]
1-10	M47 #14 to #28	7	[ ]
1-10	M42 #14 to #	SACK	[ ]
1-8	H08 #14 to #	SACK	[ ]

2ND-SHORT RUN (1 RUN, 2 PASS)

2-2	H32 #14	-2	[ ]

2ND-SHORT PASS

2-3	M42 #14 to #13	8	[ ]
2-3	H46 #14 to #4	29	[ ]

2ND-MIDDLE RUN (2 RUN, 0 PASS)

2-6	M33 #28	5	[ ]
2-5	H08 #28	-1	[ ]

2ND-MIDDLE PASS

2ND-LONG RUN (3 RUN, 9 PASS)

2-12	M28 #25	-1	[ ]
2-29	M23 #28	10	[ ]
2-9	M35 #28	6	[ ]

2ND-LONG PASS

2-11	M48 #14 to #13	-	[ ]
2-22	H22 #14 to #13	22	[ ]
2-9	M45 #14 to #19	-	[ ]
2-11	M23 #14 to #28	-	[ ]
2-12	M05 #14 to #4	21	[ ]
2-15	M06 #14 to #7	-	[ ]
2-24	M15 #14 to #9	7	[ ]
2-10	M20 #14 to #	-	[ ]
2-11	M39 #14 to #	SACK	[ ]

3RD-SHORT RUN (1 RUN, 0 PASS)

3-1	M38 #28	4	[ ]

3RD-SHORT PASS

3RD-MIDDLE RUN (1 RUN, 0 PASS)

3-3	M41 #28	3	[ ]

3RD-MIDDLE PASS

3RD-LONG RUN (3 RUN, 7 PASS)

3-13	M27 #14	7	[ ]

3RD-LONG PASS

3-11	M48 #14 to #13	-	[ ]

```
3-17 M22 #25   3 [    ]                                    3-9  M45 #14 to #19     5 [    ]
3-6  H09 #28   1 [    ]                                    3-15 M06 #14 to #19     - [    ]
                                                           3-16 M34 #14 to #19     - [    ]
                                                           3-19 M33 #14 to #2    INT [    ]
                                                           3-9  H39 #14 to #28     2 [    ]
                                                           3-11 M23 #14 to #4     17 [    ]

4TH DOWN RUN  (1 RUN, 2 PASS)                              4TH DOWN PASS
4-11 M48 #1    4 [    ]                                    4-7  H37 #14 to #4     24 [    ]
                                                           4-4  M50 #14 to #7     15 [    ]
```

Play Breakdown

```
                                Play Breakdown (Final)
                                2005 Blue Cross Bowl
                        Melrose vs Maryville (12/3/05 at Murfreesboro, TN)
                                Maryville (Sorted by Play type)

1ST DOWN RUN  (15 RUN, 5 PASS)                             1ST DOWN PASS
1-10 M49 #14  -1 [    ]                                    1-10 H31 #14 to #2      - [    ]
1-10 H50 #2    2 [    ]                                    1-10 M19 #10 to #2    INT [    ]
1-10 H30 #25   6 [    ]                                    1-14 M43 #14 to #32     8 [    ]
1-10 H26 #25   4 [    ]                                    1-10 M42 #10 to #9      - [    ]
1-10 M40 #25   1 [    ]                                    1-10 M49 #10 to #       - [    ]
1-10 M30 #25   5 [    ]
1-10 H47 #32   6 [    ]
1-10 M11 #32   2 [    ]
1-10 M16 #32   3 [    ]
1-10 M35 #32   3 [    ]
1-10 H46 #32   7 [    ]
1-10 M37 #32   1 [    ]
1-10 H26 #32   9 [    ]
1-19 M49 #48   2 [    ]
1-10 M26 #TM  -2 [    ]

2ND-SHORT RUN  (1 RUN, 1 PASS)                             2ND-SHORT PASS
2-1  H35 #32  -1 [    ]                                    2-3  M47 #14 to #7      - [    ]

2ND-MIDDLE RUN  (3 RUN, 2 PASS)                            2ND-MIDDLE PASS
2-6  H30 #32  70 [    ]                                    2-4  M47 #14 to #88    36 [    ]
2-5  M25 #32   3 [    ]                                    2-6  M35 #7  to #9     35 [    ]
2-4  H36 #32   0 [    ]

2ND-LONG RUN  (9 RUN, 1 PASS)                              2ND-LONG PASS
2-17 M47 #25   1 [    ]                                    2-8  M48 #10 to #    SACK [    ]
2-10 H31 #25  -2 [    ]
2-10 M42 #25  -1 [    ]
2-10 M49 #25   1 [    ]
2-8  M09 #32   3 [    ]
2-19 M25 #32   6 [    ]
2-7  M32 #32  -3 [    ]
2-11 H50 #32   9 [    ]
2-9  M36 #32   7 [    ]

3RD-SHORT RUN  (4 RUN, 0 PASS)                             3RD-SHORT PASS
3-2  M22 #25   0 [    ]
3-2  H34 #32   1 [    ]
3-2  M41 #32   4 [    ]
3-2  M29 #32   3 [    ]

3RD-MIDDLE RUN  (0 RUN, 2 PASS)                            3RD-MIDDLE PASS
                                                           3-4  H36 #14 to #2      - [    ]
                                                           3-3  M47 #14 to #2      6 [    ]

3RD-LONG RUN  (1 RUN, 6 PASS)                              3RD-LONG PASS
3-16 M46 #32   6 [    ]                                    3-17 H43 #10 to #2      - [    ]
                                                           3-12 H29 #14 to #2     18 [    ]
                                                           3-13 M19 #7  to #32    19 [    ]
                                                           3-9  M48 #10 to #88     8 [    ]
                                                           3-11 M43 #10 to #9     13 [    ]
                                                           3-5  M06 #14 to #9      - [    ]

4TH DOWN RUN  (0 RUN, 1 PASS)                              4TH DOWN PASS
                                                           4-2  M22 #10 to #88     3 [    ]
```

2004 Class 4A Football Playoffs

November 5 - December 4, 2004

First Round

R1 #1	Tennessee (10-0)	17
	Game 101 Fri. Nov. 5 7 PM	
R2 #4	Morristown West (4-6)	6
R2 #2	Morristown East (5-5)	7
	Game 102 Fri. Nov. 5 7 PM	
R1 #3	Sullivan South (6-4)	45
R1 #2	Sullivan East (9-1)	27
	Game 103 Fri. Nov. 5 7 PM	
R2 #3	Greeneville (5-5)	13
R1 #4	Elizabethton (6-4)	28
	Game 104 Fri. Nov. 5 7 PM	
R2 #1	Cherokee (8-2)	8
R3 #1	Maryville (10-0)	34
	Game 105 Fri. Nov. 5 7 PM	
R4 #4	Rhea Co. (6-4)	0
R4 #2	Cleveland (6-4)	0
	Game 106 Fri. Nov. 5 7 PM	
R3 #3	Powell (7-3)	21
R3 #2	Knoxville Central (8-2)	49
	Game 107 Fri. Nov. 5 7 PM	
R4 #3	East Ridge (5-5)	26
R3 #4	Knoxville Halls (5-5)	0
	Game 108 Fri. Nov. 5 7 PM	
R4 #1	Red Bank (6-4)	25
R5 #1	Hillwood (10-0)	47
	Game 109 Fri. Nov. 5 7 PM	
R6 #4	Clarksville Northwest (7-3)	16
R6 #2	Stratford (10-0)	19
	Game 110 Fri. Nov. 5 7 PM	
R5 #3	Hillsboro (7-3)	13
R5 #2	Nashville Overton (7-3)	24
	Game 111 Fri. Nov. 5 7 PM	
R6 #3	Clarksville Northeast (7-3)	10
R5 #4	Columbia (6-4)	20
	Game 112 Fri. Nov. 5 7 PM	
R6 #1	White House (10-0)	42
R7 #1	Haywood (8-2)	27
	Game 113 Fri. Nov. 5 7 PM	
R8 #4	Craigmont (5-5)	20
R8 #2	Ridgeway (5-4)	20
	Game 114 Fri. Nov. 5 7 PM	
R7 #3	Hardin Co. (6-4)	16
R7 #2	Jackson Central-Merry (9-1)	14
	Game 115 Fri. Nov. 5 7 PM	
R8 #3	Memphis East (6-4)	12
R7 #4	Dyersburg (5-5)	7
	Game 116 Fri. Nov. 5 7 PM	
R8 #1	Melrose (10-0)	13

Second Round

Tennessee	31	
Game 201 Fri. Nov. 12 7 PM		
Sullivan South	17	
Sullivan East	12	
Game 202 Fri. Nov. 12 7 PM		
Elizabethton	24	
Maryville	21	
Game 203 Fri. Nov. 12 7 PM		
Powell	16	
Knoxville Central	30	
Game 204 Fri. Nov. 12 7 PM		
Red Bank	6	
Hillwood	35	
Game 205 Fri. Nov. 12 7 PM		
Stratford	14	
Nashville Overton	0	
Game 206 Fri. Nov. 12 7 PM		
White House	14	
Haywood	6	
Game 207 Fri. Nov. 12 7 PM		
Ridgeway	27	
Jackson Central-Merry	12	
Game 208 Fri. Nov. 12 7 PM		
Melrose	20	

Quarterfinals

Tennessee	35	
Game 301 Fri. Nov. 19 7 PM		
Elizabethton	18	
Maryville	35	
Game 302 Fri. Nov. 19 7 PM		
Knoxville Central	24	
Hillwood	28	
Game 303 Fri. Nov. 19 7 PM		
White House	56	
Ridgeway	0	
Game 304 Fri. Nov. 19 7 PM		
Melrose	35	

Semifinals

Tennessee	0	
Game 401 Fri. Nov. 26 7 PM		
Maryville	49	
White House	14	
Game 402 Fri. Nov. 26 7 PM		
Melrose	20	

Championship

Maryville	7	
Game 501 Sat. Dec. 4 3:30 PM BlueCross Bowl @ MTSU		
Melrose	6	

Maryville

STATE CHAMPION

Notes:

Box Score

Box Score (Final)
Maryville vs Melrose (Dec 04, 2004 at Murfreesboro, TN)

Score by Quarters	1	2	3	4	Score	
Maryville.....	7	0	0	0	- 7	Record: (15-0)
Melrose.....	0	6	0	0	- 6	Record: (14-1)

Scoring Summary:
1st 01:07 MHS - Childs, Stephen 9 yd pass from Thompson, Cade (Sacchet, A. kick), 11-47 4:58, MHS 7 - MELROSE 0
2nd 10:11 MELROSE - Cooper, Graig 29 yd pass from Madison, C. (Cooper, Graig kick blockd), 8-80 2:56, MHS 7 - MELROSE 6

	MHS	MELROSE
FIRST DOWNS.....	**18**	**7**
RUSHES-YARDS (NET).....	**47-199**	**25-98**
PASSING YDS (NET).....	**94**	**100**
Passes Att-Comp-Int.....	20-10-1	16-7-1
TOTAL OFFENSE PLAYS-YARDS.....	**67-293**	**41-198**
Fumble Returns-Yards.....	0-0	0-0
Punt Returns-Yards.....	4-21	0-0
Kickoff Returns-Yards.....	2-14	1-25
Interception Returns-Yards....	1-0	1-16
Punts (Number-Avg).....	3-30.3	5-27.8
Fumbles-Lost.....	2-1	3-1
Penalties-Yards.....	3-15	3-28
Possession Time.....	29:59	18:01
Third-Down Conversions.....	9 of 16	3 of 10
Fourth-Down Conversions.....	2 of 4	0 of 1
Red-Zone Scores-Chances.....	1-5	0-1
Sacks By: Number-Yards.....	0-0	2-23

RUSHING: Maryville-Byner, Antonio 20-93; Tallent, Ryan 14-71; Thompson, Cade 12-37; TEAM 1-minus 2. Melrose-Cooper, Graig 20-108; TEAM 1-minus 3; Madison, C. 4-minus 7.

PASSING: Maryville-Thompson, Cade 10-20-1-94. Melrose-Madison, C. 7-14-1-100; Mhoon, Eric 0-1-0-0; Cooper, Graig 0-1-0-0.

RECEIVING: Maryville-Jenkins, Ryan 4-46; Childs, Stephen 3-10; Clement, Andrew 1-27; Tallent, Ryan 1-7; Byner, Antonio 1-4. Melrose-Cooper, Graig 2-33; Nelson, D. 2-24; Matthews, J. 1-30; Matthew, Stevie 1-7; Killebrew, P. 1-6.

INTERCEPTIONS: Maryville-Parnell, Adam 1-0. Melrose-Fullilove, K. 1-16.

FUMBLES: Maryville-Childs, Stephen 1-0; Thompson, Cade 1-1. Melrose-Madison, C. 1-0; Cooper, Graig 1-1; TEAM 1-0.

Stadium: Floyd Attendance: 4978
Kickoff time: 3:37 End of Game: 6:05 Total elapsed time: 2:28
Officials: Referee: Walter Overton; Umpire: Darryl Keckler;
Linesman: R. Shinbaum; Line judge: Kurt Myers; Back judge: John Griswold;
Field judge: Sid Doty (ECO); Scorer: Layman/Morris;
Temperature: 57 Wind: SW 7 Weather: Fair

Offensive MVP: Graig Cooper (Melrose)
Defensive MVP: Gary Tucker (Maryville)

Maryville vs Melrose (Dec 04, 2004 at Murfreesboro, TN)

SACKS (UA-A): Maryville-None. Melrose-Carter, M. 0-1; Hardy, Gregory 0-1; Hagler, Justin 1-0.

TACKLES (UA-A): Maryville-Valentine, M. 4-5; Tucker, Gary 1-4; Smith, J. 3-1; Childs, Stephen 3-0; Harris, Kirk 2-1; Killebrew, J. 2-1; Cable, Adam 1-2; Garner, Dave 1-1; Kimsey, Katlin 1-1; Parnell, Adam 1-1; Voto, Justin 0-2; Cox, Matthew 1-0; Fulton, Brad 0-1; Clement, Andrew 0-1; Niethammer, M. 0-1. Melrose-Harper, A. 10-0; Price, Keith 6-1; Washington, G. 6-1; Hardy, Gregory 4-3; Carter, M. 4-3; Fullilove, K. 6-0; Williams, R. 5-0; Hagler, Justin 4-0; Loveberry, L. 3-1; Shipp, M. 1-3; McKinnon, J. 3-0; Nelson, D. 0-1; Wilson, D. 0-1.

Player participation:

Maryville: 2-Childs, Stephen, 4-Harris, Kirk, 5-Kimsey, Katlin, 7-Thompson, Cade, 10-Clement, Andrew, 12-Cox, Matthew,
13-Garner, Dave, 19-Jenkins, Ryan, 21-Parnell, Adam, 26-Byner, Antonio, 28-Koyano, T., 29-Voto, Justin, 31-Valentine, M.,
32-Tallent, Ryan, 39-Killebrew, J., 40-Niethammer, M., 52-Tucker, Gary, 53-Cable, Adam, 84-Fulton, Brad, 92-Sacchet, A.,
98-Smith, J..

Melrose: 1-Nelson, D., 2-Price, Keith, 3-Killebrew, P., 4-Matthew, Stevie, 5-Shipp, M., 6-McKinnon, J., 7-Matthews, J.,
8-Fullilove, K., 10-Mhoon, Eric, 11-Madison, C., 17-Williams, R., 20-Wilson, D., 24-Washington, G., 28-Cooper, Graig,
33-Harper, A., 50-Hagler, Justin, 52-Hardy, Gregory, 56-Loveberry, L., 58-Carter, M..

Scoring Summary

Scoring Summary (Final)
2004 Blue Cross Bowl
Maryville vs Melrose (Dec 04, 2004 at Murfreesboro, TN)

Maryville (15-0) vs. Melrose (14-1)
Date: Dec 04, 2004 Site: Murfreesboro, TN Stadium: Floyd
Attendance: 4978

Score by Quarters	**1**	**2**	**3**	**4**		**Score**
Maryville.....	7	0	0	0	-	7
Melrose.....	0	6	0	0	-	6

Scoring Summary:
1st 01:07 MHS - Childs, Stephen 9 yd pass from Thompson, Cade (Sacchet, A. kick)
11 plays, 47 yards, TOP 4:58, MHS 7 - MELROSE 0
2nd 10:11 MELROSE - Cooper, Graig 29 yd pass from Madison, C. (Cooper, Graig kick blockd)
8 plays, 80 yards, TOP 2:56, MHS 7 - MELROSE 6

Kickoff time: 3:37 End of Game: 6:05 Total elapsed time: 2:28
Officials: Referee: Walter Overton; Umpire: Darryl Keckler;
Linesman: R. Shinbaum; Line judge: Kurt Myers; Back judge: John Griswold;
Field judge: Sid Doty (ECO); Scorer: Layman/Morris;
Temperature: 57 Wind: SW 7 Weather: Fair

Offensive MVP: Graig Cooper (Melrose)
Defensive MVP: Gary Tucker (Maryville)

Team Statistics

Team Statistics (Final)
2004 Blue Cross Bowl
Maryville vs Melrose (Dec 04, 2004 at Murfreesboro, TN)

	MHS	MELROSE
FIRST DOWNS.....	**18**	**7**
Rushing.....	13	3
Passing.....	5	4
Penalty.....	0	0
NET YARDS RUSHING.....	**199**	**98**
Rushing Attempts.....	47	25
Average Per Rush.....	4.2	3.9
Yards Gained Rushing.....	230	121
Yards Lost Rushing.....	31	23
NET YARDS PASSING.....	**94**	**100**
Completions-Attempts-Int....	10-20-1	7-16-1
Average Per Attempt.....	4.7	6.2
Average Per Completion.....	9.4	14.3
TOTAL OFFENSE YARDS.....	**293**	**198**
Total offense plays.....	67	41
Average Gain Per Play.....	4.4	4.8
Fumbles: Number-Lost.....	2-1	3-1
Penalties: Number-Yards.....	3-15	3-28
PUNTS-YARDS.....	3-91	5-139
Average Yards Per Punt.....	30.3	27.8
Net Yards Per Punt.....	30.3	23.6
Inside 20.....	2	0
50+ Yards.....	0	0
Touchbacks.....	0	0
Fair catch.....	1	0
KICKOFFS-YARDS.....	2-58	2-90
Average Yards Per Kickoff...	29.0	45.0
Net Yards Per Kickoff.....	16.5	38.0
Touchbacks.....	1	0
Punt returns: Number-Yards-TD.	4-21-0	0-0-0
Average Per Return.....	5.2	0.0
Kickoff returns: Number-Yds-TD	2-14-0	1-25-0
Average Per Return.....	7.0	25.0
Interceptions: Number-Yds-TD..	1-0-0	1-16-0
Fumble Returns: Number-Yds-TD.	0-0-0	0-0-0
Miscellaneous Yards.....	0	0
Possession Time.....	29:59	18:01
1st Quarter.....	9:31	2:29
2nd Quarter.....	7:01	4:59
3rd Quarter.....	5:57	6:03
4th Quarter.....	7:30	4:30
Third-Down Conversions.....	9 of 16	3 of 10
Fourth-Down Conversions.....	2 of 4	0 of 1
Red-Zone Scores-Chances.....	1-5	0-1
Sacks By: Number-Yards.....	0-0	2-23
PAT Kicks.....	1-1	1-0
Field Goals.....	0-0	0-0

Individual Statistics

Individual Statistics (Final)
2004 Blue Cross Bowl
Maryville vs Melrose (Dec 04, 2004 at Murfreesboro, TN)

Maryville

Rushing	No	Gain	Loss	Net	TD	Lg	Avg
Byner, Antonio	20	93	0	93	0	13	4.7
Tallent, Ryan	14	76	5	71	0	24	5.1
Thompson, Cade	12	61	24	37	0	11	3.1
TEAM	1	0	2	-2	0	0	-2.0
Totals...	47	230	31	199	0	24	4.2

Passing	Att-Cmp-Int	Yds	TD	Long	Sack
Thompson, Cade	20-10-1	94	1	27	2
Totals...	20-10-1	94	1	27	2

Receiving	No.	Yds	TD	Long
Jenkins, Ryan	4	46	0	16
Childs, Stephen	3	10	1	9
Clement, Andrew	1	27	0	27
Tallent, Ryan	1	7	0	7
Byner, Antonio	1	4	0	4
Totals...	10	94	1	27

Punting	No.	Yds	Avg	Long	In20
Jenkins, Ryan	3	91	30.3	34	2
Totals...	3	91	30.3	34	2

	Punts			Kickoffs			Intercept		
All Returns	No.	Yds.	Lg	No.	Yds.	Lg	No.	Yds.	Lg
Jenkins, Ryan	3	16	7	0	0	0	0	0	0
Childs, Stephen	0	0	0	1	5	0	0	0	0
Clement, Andrew	1	5	5	1	9	9	0	0	0
Parnell, Adam	0	0	0	0	0	0	1	0	0
Totals...	4	21	7	2	14	9	1	0	0

Field goal attempts

Melrose

Rushing	No	Gain	Loss	Net	TD	Lg	Avg
Cooper, Graig	20	113	5	108	0	39	5.4
TEAM	1	0	3	-3	0	0	-3.0
Madison, C.	4	8	15	-7	0	7	-1.8
Totals...	25	121	23	98	0	39	3.9

Passing	Att-Cmp-Int	Yds	TD	Long	Sack
Madison, C.	14-7-1	100	1	30	0
Mhoon, Eric	1-0-0	0	0	0	0
Cooper, Graig	1-0-0	0	0	0	0
Totals...	16-7-1	100	1	30	0

Receiving	No.	Yds	TD	Long
Cooper, Graig	2	33	1	29
Nelson, D.	2	24	0	13
Matthews, J.	1	30	0	30
Matthew, Stevie	1	7	0	7
Killebrew, P.	1	6	0	6
Totals...	7	100	1	30

Punting	No.	Yds	Avg	Long	In20
Cooper, Graig	5	139	27.8	34	0
Totals...	5	139	27.8	34	0

	Punts			Kickoffs			Intercept		
All Returns	No.	Yds.	Lg	No.	Yds.	Lg	No.	Yds.	Lg
Cooper, Graig	0	0	0	1	25	25	0	0	0
Fullilove, K.	0	0	0	0	0	0	1	16	16
Totals...	0	0	0	1	25	25	1	16	16

Field goal attempts

FUMBLES: Maryville-Childs, Stephen 1-0; Thompson, Cade 1-1. Melrose-Cooper, Graig 1-1; TEAM 1-0; Madison, C. 1-0.

Drive Chart

Drive Chart (Final)
2004 Blue Cross Bowl
Maryville vs Melrose (Dec 04, 2004 at Murfreesboro, TN)

	Drive Started				Drive Ended				Consumed	
Team	**Qtr**	**Spot**	**Time**	**Obtained**	**Spot**	**Time**	**How Lost**		**Pl-Yds**	**TOP**
MHS	1st	M28	12:00	Kickoff	H18	07:27	Downs		11-54	04:33#
MHS	1st	H47	06:05	Punt	H00	01:07	*TOUCHDOWN		11-47	04:58#
MHS	2nd	M16	10:11	Kickoff	M38	07:46	Punt		6-22	02:25
MHS	2nd	M48	06:36	Punt	H37	04:40	Interception		4-15	01:56
MHS	2nd	M50	02:40	Punt	H06	12:00	End of half		8-44	02:40#
MHS	3rd	H42	09:47	Fumble	H48	07:56	Punt		3--6	01:51
MHS	3rd	M49	05:49	Punt	H19	02:17	Downs		8-32	03:32#
MHS	3rd	H41	00:34	Punt	H22	11:22	Fumble		4-19	01:12
MHS	4th	M14	08:01	Downs	H45	02:52	Punt		8-41	05:09
MHS	4th	H24	01:43	Interception	H14	00:00	End of half		4-10	01:43#
MELROSE	1st	H40	12:00	Possession	H40	12:00	Kickoff		0-0	00:00
MELROSE	1st	H18	07:27	Downs	H24	06:05	Punt		3-6	01:22
MELROSE	1st	H20	01:07	Kickoff	M00	10:11	*TOUCHDOWN		8-80	02:56
MELROSE	2nd	H38	07:46	Punt	H23	06:36	Punt		3--15	01:10
MELROSE	2nd	H21	04:40	Interception	H29	02:40	Punt		3-8	02:00
MELROSE	3rd	H33	12:00	Kickoff	H42	09:47	Fumble		5-9	02:13
MELROSE	3rd	H14	07:56	Punt	H23	05:49	Punt		3-9	02:07
MELROSE	3rd	H20	02:17	Downs	H25	00:34	Punt		3-5	01:43
MELROSE	4th	H22	11:22	Fumble	M14	08:01	Downs		8-64	03:21#
MELROSE	4th	H13	02:52	Punt	H17	01:43	Interception		5-4	01:09

MHS	**1st Qtr**	**2nd Qtr**	**3rd Qtr**	**4th Qtr**	**1st Half**	**2nd Half**	**Total**
Time of possession	09:31	07:01	05:57	07:30	16:32	13:27	29:59
3rd Down Conversions	3/5	2/4	1/3	3/4	5/9	4/7	9/16
Avg Field Position	M40	M38	H45	M45	M39	H49	M45
4th Down Conversions	1/2	1/1	0/1	0/0	2/3	0/1	2/4

MELROSE	**1st Qtr**	**2nd Qtr**	**3rd Qtr**	**4th Qtr**	**1st Half**	**2nd Half**	**Total**
Time of possession	02:29	04:59	06:03	04:30	07:28	10:33	18:01
3rd Down Conversions	1/2	1/3	0/3	1/2	2/5	1/5	3/10
Avg Field Position	H19	H29	H22	H17	H24	H20	H22
4th Down Conversions	0/0	0/0	0/0	0/1	0/0	0/1	0/1

Drive Chart (By Quarter)

	Drive Started				Drive Ended				Consumed	
Team	**Qtr**	**Spot**	**Time**	**Obtained**	**Spot**	**Time**	**How Lost**		**Pl-Yds**	**TOP**
MELROSE	1st	H40	12:00	Possession	H40	12:00	Kickoff		0-0	00:00
MHS	1st	M28	12:00	Kickoff	H18	07:27	Downs		11-54	04:33#
MELROSE	1st	H18	07:27	Downs	H24	06:05	Punt		3-6	01:22
MHS	1st	H47	06:05	Punt	H00	01:07	*TOUCHDOWN		11-47	04:58#
MELROSE	1st	H20	01:07	Kickoff	M00	10:11	*TOUCHDOWN		8-80	02:56
MHS	2nd	M16	10:11	Kickoff	M38	07:46	Punt		6-22	02:25
MELROSE	2nd	H38	07:46	Punt	H23	06:36	Punt		3--15	01:10
MHS	2nd	M48	06:36	Punt	H37	04:40	Interception		4-15	01:56
MELROSE	2nd	H21	04:40	Interception	H29	02:40	Punt		3-8	02:00
MHS	2nd	M50	02:40	Punt	H06	12:00	End of half		8-44	02:40#
MELROSE	3rd	H33	12:00	Kickoff	H42	09:47	Fumble		5-9	02:13
MHS	3rd	H42	09:47	Fumble	H48	07:56	Punt		3--6	01:51
MELROSE	3rd	H14	07:56	Punt	H23	05:49	Punt		3-9	02:07
MHS	3rd	M49	05:49	Punt	H19	02:17	Downs		8-32	03:32#
MELROSE	3rd	H20	02:17	Downs	H25	00:34	Punt		3-5	01:43
MHS	3rd	H41	00:34	Punt	H22	11:22	Fumble		4-19	01:12
MELROSE	4th	H22	11:22	Fumble	M14	08:01	Downs		8-64	03:21#
MHS	4th	M14	08:01	Downs	H45	02:52	Punt		8-41	05:09
MELROSE	4th	H13	02:52	Punt	H17	01:43	Interception		5-4	01:09
MHS	4th	H24	01:43	Interception	H14	00:00	End of half		4-10	01:43#

Defensive Statistics

Defensive Statistics (Final)
2004 Blue Cross Bowl
Maryville vs Melrose (Dec 04, 2004 at Murfreesboro, TN)

Maryville

##	Player	Solo	Ast	Tot	TFL/Yds	FF	FR-Yd	Intc	BrUp	Blkd	Sack/Yds	QH
31	Valentine, M.	4	5	9	.	1	.	.	.	.	/	.
52	Tucker, Gary	1	4	5	.	.	1-0	.	.	1	/	.
98	Smith, J.	3	1	4	.	.	.	.	.	.	/	.
2	Childs, Stephen	3	.	3	.	.	.	.	1	.	/	.
39	Killebrew, J.	2	1	3	.	.	.	.	.	.	/	.
4	Harris, Kirk	2	1	3	.	.	.	.	1	.	/	.
53	Cable, Adam	1	2	3	1.0/1	.	.	.	.	.	/	.
13	Garner, Dave	1	1	2	.	.	.	.	1	.	/	.
5	Kimsey, Katlin	1	1	2	1.0/5	.	.	.	.	.	/	.
21	Parnell, Adam	1	1	2	.	.	.	1-0	.	.	/	.
29	Voto, Justin	.	2	2	.	.	.	.	.	.	/	.
12	Cox, Matthew	1	.	1	.	.	.	.	.	.	/	.
84	Fulton, Brad	.	1	1	.	.	.	.	.	.	/	.
40	Niethammer, M.	.	1	1	.	.	.	.	.	.	/	.
10	Clement, Andrew	.	1	1	.	.	.	.	1	.	/	.

Melrose

##	Player	Solo	Ast	Tot	TFL/Yds	FF	FR-Yd	Intc	BrUp	Blkd	Sack/Yds	QH
33	Harper, A.	10	.	10	.	.	1-0	.	2	.	/	.
24	Washington, G.	6	1	7	.	.	.	.	.	.	/	.
2	Price, Keith	6	1	7	.	.	.	.	.	.	/	.
58	Carter, M.	4	3	7	0.5/5	1	.	.	.	.	1/5	.
52	Hardy, Gregory	4	3	7	1.5/9	.	.	.	.	.	1/5	.
8	Fullilove, K.	6	.	6	1.0/1	.	.	1-16	.	.	/	.
17	Williams, R.	5	.	5	.	.	.	.	.	.	/	.
50	Hagler, Justin	4	.	4	1.0/13	.	.	.	.	.	1/13	.
56	Loveberry, L.	3	1	4	1.0/1	.	.	.	.	.	/	.
5	Shipp, M.	1	3	4	.	.	.	.	.	.	/	.
6	McKinnon, J.	3	.	3	.	.	.	.	1	.	/	.
1	Nelson, D.	.	1	1	.	.	.	.	.	.	/	.
20	Wilson, D.	.	1	1	.	.	.	.	.	.	/	.

Play-by-Play Summary (1st Quarter)

```
  M 1-10 M40   Change of possession, MELROSE ball on MELROSE40, 1st and 10.

                   Cooper, Graig kickoff 37 yards to the MHS23, Childs, Stephen return 0
                   yards to the MHS23, fumble by Childs, Stephen recovered by MHS Childs,
                   Stephen at MHS28.
  M 1-10 M28   MARYVILLE drive start at 12:00 (1st), MHS ball on MHS28.
  M 1-10 M28   Thompson, Cade pass complete to Childs, Stephen for no gain to the MHS28
               (Williams, R.).
  M 2-10 M28   Byner, Antonio rush for 11 yards to the MHS39, 1ST DOWN MHS (Washington, G.).
  M 1-10 M39   Thompson, Cade pass complete to Tallent, Ryan for 7 yards to the MHS46
               (Shipp, M.;Loveberry, L.).
  M 2-3  M46   Thompson, Cade pass complete to Jenkins, Ryan for 8 yards to the MELROSE46,
               1ST DOWN MHS.
  M 1-10 H46   Tallent, Ryan rush for 2 yards to the MELROSE44 (Harper, A.).
  M 2-8  H44   Thompson, Cade pass complete to Byner, Antonio for 4 yards to the MELROSE40
               (Washington, G.).
  M 3-4  H40   Thompson, Cade pass complete to Jenkins, Ryan for 15 yards to the MELROSE25,
               1ST DOWN MHS (Washington, G.).
  M 1-10 H25   Thompson, Cade pass incomplete to Byner, Antonio.
  M 2-10 H25   Tallent, Ryan rush for 7 yards to the MELROSE18 (Hardy, Gregory;Shipp, M.).
  M 3-3  H18   Thompson, Cade pass incomplete to Clement, Andrew.
  M 4-3  H18   Thompson, Cade pass incomplete to Clement, Andrew.
--------------- 11 plays, 59 yards, TOP 04:33 ---------------

      H 1-10 H18   MELROSE drive start at 07:27 (1st).
      H 1-10 H18   Cooper, Graig rush for 5 yards to the MELROSE23 (Smith, J.).
      H 2-5  H23   Cooper, Graig rush for 1 yard to the MELROSE24 (Childs, Stephen).
      H 3-4  H24   Mhoon, Eric pass incomplete to Kizer, Anthony.
      H 4-4  H24   Cooper, Graig punt 30 yards to the MHS46, Jenkins, Ryan return 7 yards
                   to the MELROSE47 (Harper, A.).
--------------- 3 plays, 6 yards, TOP 01:22 ---------------

  M 1-10 H47   MARYVILLE drive start at 06:05 (1st).
  M 1-10 H47   Thompson, Cade rush for 10 yards to the MELROSE37, 1ST DOWN MHS (Washington, G.).
  M 1-10 H37   PENALTY MHS Encroachment 5 yards to the MELROSE42.
  M 1-15 H42   Thompson, Cade rush for 3 yards to the MELROSE39 (Shipp, M.).
  M 2-12 H39   Tallent, Ryan rush for 11 yards to the MELROSE28 (Harper, A.).
  M 3-1  H28   Byner, Antonio rush for 4 yards to the MELROSE24, 1ST DOWN MHS (Williams, R.).
  M 1-10 H24   Thompson, Cade pass complete to Childs, Stephen for 1 yard to the MELROSE23
               (Williams, R.).
  M 2-9  H23   Byner, Antonio rush for 7 yards to the MELROSE16 (Price, Keith).
  M 3-2  H16   Byner, Antonio rush for 1 yard to the MELROSE15 (Fullilove, K.).
  M 4-1  H15   Byner, Antonio rush for 4 yards to the MELROSE11, 1ST DOWN MHS (Williams, R.).
  M 1-10 H11   Byner, Antonio rush for 2 yards to the MELROSE9 (Hagler, Justin).
  M 2-8  H09   Thompson, Cade pass incomplete to Clement, Andrew.
  M 3-8  H09   Thompson, Cade pass complete to Childs, Stephen for 9 yards to the MELROSE0,
               1ST DOWN MHS, TOUCHDOWN, clock 01:07.
               Sacchet, A. kick attempt good.

                                      =====================
                                      MARYVILLE 7, MELROSE 0
                                      =====================

--------------- 11 plays, 47 yards, TOP 04:58 ---------------

               Koyano, T. kickoff 60 yards to the MELROSE0, touchback.
      H 1-10 H20   MELROSE drive start at 01:07 (1st).
      H 1-10 H20   Cooper, Graig rush for 6 yards to the MELROSE26 (Valentine, M.;Killebrew, J.).
      H 2-4  H26   Madison, C. rush for loss of 5 yards to the MELROSE21 (Kimsey, Katlin).
      H 3-9  H21   Madison, C. pass complete to Matthews, J. for 30 yards to the MHS49,
                   1ST DOWN MELROSE (Cox, Matthew).

                                      ==END OF 1st QUARTER==
                                      MARYVILLE 7, MELROSE 0
                                      =====================
```

Play-by-Play Summary (2nd quarter)

```
      H 1-10 M49   Start of 2nd quarter, clock 12:00.
      H 1-10 M49   Cooper, Graig rush for 7 yards to the MHS42 (Valentine, M.).
      H 2-3  M42   Cooper, Graig rush for 11 yards to the MHS31, 1ST DOWN MELROSE
                   (Tucker, Gary;Valentine, M.).
      H 1-10 M31   Cooper, Graig rush for 2 yards to the MHS29 (Killebrew, J.).
      H 2-8  M29   Madison, C. pass incomplete to Killebrew, P..
      H 3-8  M29   Madison, C. pass complete to Cooper, Graig for 29 yards to the MHS0,
                   1ST DOWN MELROSE, TOUCHDOWN, clock 10:11.
                   Cooper, Graig kick attempt failed (blocked), clock 10:11 (blocked by
                   Tucker, Gary).

                                     ======================
                                     MARYVILLE 7, MELROSE 6
                                     ======================

--------------- 8 plays, 80 yards, TOP 02:56 ---------------

                   Cooper, Graig kickoff 53 yards to the MHS7, Clement, Andrew return 9
                   yards to the MHS16 (Nelson, D.;Wilson, D.).
  M 1-10 M16   MARYVILLE drive start at 10:11 (2nd).
  M 1-10 M16   Byner, Antonio rush for 10 yards to the MHS26, 1ST DOWN MHS (Price,
               Keith;Washington, G.).
  M 1-10 M26   Thompson, Cade pass incomplete to Jenkins, Ryan.
  M 2-10 M26   Thompson, Cade rush for 11 yards to the MHS37, 1ST DOWN MHS
               (McKinnon, J.).
  M 1-10 M37   Tallent, Ryan rush for loss of 1 yard to the MHS36 (Fullilove, K.).
  M 2-11 M36   Thompson, Cade rush for 2 yards to the MHS38 (Loveberry, L.).
  M 3-9  M38   Thompson, Cade pass incomplete to Tallent, Ryan (Harper, A.).
  M 4-9  M38   Jenkins, Ryan punt 25 yards to the MELROSE37, downed.
--------------- 6 plays, 22 yards, TOP 02:25 ---------------

      H 1-10 H37   MELROSE drive start at 07:46 (2nd).
      H 1-10 H37   MELROSE ball on MELROSE38.
      H 1-10 H38   Cooper, Graig rush for no gain to the MELROSE38 (Parnell, Adam).
      H 2-10 H38   Madison, C. rush to the MELROSE30, fumble by Madison, C. recovered by
                   MELROSE TEAM at MELROSE28, out-of-bounds.
      H 3-20 H28   Madison, C. pass incomplete to Cooper, Graig (Harris, Kirk).
      H 4-20 H28   PENALTY MELROSE false start 5 yards to the MELROSE23.
      H 4-25 H23   Cooper, Graig punt 34 yards to the MHS43, Clement, Andrew return 5 yards
                   to the MHS48 (Harper, A.).
--------------- 3 plays, minus 15 yards, TOP 01:10 ---------------

  M 1-10 M48   MARYVILLE drive start at 06:36 (2nd).
  M 1-10 M48   Byner, Antonio rush for 5 yards to the MELROSE47 (Hardy, Gregory).
  M 2-5  H47   Tallent, Ryan rush for 4 yards to the MELROSE43 (Harper, A.).
  M 3-1  H43   Tallent, Ryan rush for 6 yards to the MELROSE37, 1ST DOWN MHS (Hardy,
               Gregory).
  M 1-10 H37   Thompson, Cade pass intercepted by Fullilove, K. at the MELROSE5, Fullilove,
               K. return 16 yards to the MELROSE21 (Childs, Stephen).
--------------- 4 plays, 15 yards, TOP 01:56 ---------------

      H 1-10 H21   MELROSE drive start at 04:40 (2nd).
      H 1-10 H21   Cooper, Graig rush for 1 yard to the MELROSE22 (Voto, Justin;Cable,
                   Adam).
      H 2-9  H22   Cooper, Graig rush for 3 yards to the MELROSE25 (Smith, J.).
      H 3-6  H25   Cooper, Graig rush for 4 yards to the MELROSE29 (Parnell, Adam;Voto,
                   Justin).
      H 4-2  H29   Cooper, Graig punt 28 yards to the MHS43, Jenkins, Ryan return 7 yards
                   to the 50 yardline (Harper, A.).
--------------- 3 plays, 8 yards, TOP 02:00 ---------------

  M 1-10 M50   MARYVILLE drive start at 02:40 (2nd).
  M 1-10 M50   Byner, Antonio rush for 2 yards to the MELROSE48 (Hardy, Gregory;Carter,
               M.).
  M 2-8  H48   Thompson, Cade pass complete to Jenkins, Ryan for 7 yards to the MELROSE41
               (Washington, G.).
  M 3-1  H41   Byner, Antonio rush for no gain to the MELROSE41 (McKinnon, J.).
  M 4-1  H41   Timeout Maryville, clock 01:02.
```

M 4-1 H41 Byner, Antonio rush for 13 yards to the MELROSE28, **1ST DOWN MHS** (Williams, R.).
M 1-10 H28 Timeout Maryville, clock 00:48.
M 1-10 H28 Thompson, Cade sacked for loss of 13 yards to the MELROSE41 (Hagler, Justin).
M 2-23 H41 Thompson, Cade pass incomplete to Jenkins, Ryan (McKinnon, J.).
M 3-23 H41 Thompson, Cade pass complete to Clement, Andrew for 27 yards to the MELROSE14, **1ST DOWN MHS** (Price, Keith).
M 1-10 H14 Timeout Maryville, clock 00:06.
M 1-10 H14 Timeout Melrose, clock 00:06.
M 1-10 H14 Thompson, Cade rush for 8 yards to the MELROSE6 (Harper, A.).
M 2-2 H06 End of 1st half, clock 00:00.

==END OF 2nd QUARTER==
MARYVILLE 7, MELROSE 6
==========

Play-by-Play Summary (3rd quarter)

```
  M 2-2  H06   Start of 3rd quarter, clock 12:00.
--------------- 8 plays, 44 yards, TOP 02:40 ---------------

               Koyano, T. kickoff -2 yards to the MELROSE8, Cooper, Graig return 25 yards
               to the MELROSE33 (Fulton, Brad;Niethammer, M.).
      H 1-10 H33   MELROSE drive start at 12:00 (3rd).
      H 1-10 H33   Cooper, Graig rush for 4 yards to the MELROSE37 (Tucker, Gary;Smith,
                   J.).
      H 2-6  H37   Madison, C. pass complete to Matthew, Stevie for 7 yards to the
                   MELROSE44, 1ST DOWN MELROSE (Garner, Dave).
      H 1-10 H44   Cooper, Graig rush for 2 yards to the MELROSE46 (Tucker, Gary).
      H 2-8  H46   Madison, C. pass incomplete to Nelson, D. (Clement, Andrew).
      H 3-8  H46   Cooper, Graig rush to the MELROSE41, fumble forced by Valentine, M.,
                   fumble by Cooper, Graig recovered by MHS Tucker, Gary at MELROSE42.
--------------- 5 plays, 9 yards, TOP 02:13 ---------------

  M 1-10 H42   MARYVILLE drive start at 09:47 (3rd).
  M 1-10 H42   Byner, Antonio rush for 3 yards to the MELROSE39 (Carter, M.).
  M 2-7  H39   Tallent, Ryan rush for 1 yard to the MELROSE38 (Hagler, Justin).
  M 3-6  H38   Thompson, Cade sacked for loss of 10 yards to the MELROSE48 (Hardy,
               Gregory;Carter, M.).
  M 4-16 H48   Jenkins, Ryan punt 34 yards to the MELROSE14, fair catch by Washington, G..
--------------- 3 plays, minus 6 yards, TOP 01:51 ---------------

      H 1-10 H14   MELROSE drive start at 07:56 (3rd).
      H 1-10 H14   Cooper, Graig rush for loss of 1 yard to the MELROSE13 (Cable, Adam).
      H 2-11 H13   Madison, C. pass complete to Killebrew, P. for 6 yards to the MELROSE19
                   (Valentine, M.;Tucker, Gary).
      H 3-5  H19   Madison, C. pass complete to Cooper, Graig for 4 yards to the MELROSE23
                   (Harris, Kirk;Valentine, M.).
      H 4-1  H23   Cooper, Graig punt 29 yards to the MHS48, downed.
--------------- 3 plays, 9 yards, TOP 02:07 ---------------

  M 1-10 M48   MARYVILLE drive start at 05:49 (3rd).
  M 1-10 M48   MHS ball on MHS49.
  M 1-10 M49   Byner, Antonio rush for 4 yards to the MELROSE47 (Price, Keith).
  M 2-6  H47   Thompson, Cade pass incomplete to Harris, Kirk.
  M 3-6  H47   Thompson, Cade rush for 10 yards to the MELROSE37, 1ST DOWN MHS
               (Fullilove, K.).
  M 1-10 H37   PENALTY MHS delay of game 5 yards to the MELROSE42.
  M 1-15 H42   PENALTY MHS false start 5 yards to the MELROSE47.
  M 1-20 H47   Tallent, Ryan rush for 24 yards to the MELROSE23, 1ST DOWN MHS
               (Price, Keith).
  M 1-10 H23   Tallent, Ryan rush for 3 yards to the MELROSE20 (Hagler, Justin).
  M 2-7  H20   Tallent, Ryan rush for 2 yards to the MELROSE18 (Carter, M.).
  M 3-5  H18   Thompson, Cade rush for loss of 1 yard to the MELROSE19 (Loveberry, L.).
  M 4-6  H19   Thompson, Cade pass incomplete to Tallent, Ryan (Harper, A.).
--------------- 8 plays, 32 yards, TOP 03:32 ---------------

      H 1-10 H19   MELROSE drive start at 02:17 (3rd).
      H 1-10 H19   MELROSE ball on MELROSE20.
      H 1-10 H20   Madison, C. pass incomplete to Doss, Justin (Garner, Dave).
      H 2-10 H20   TEAM rush to the MELROSE20, fumble by TEAM recovered by MELROSE Madison,
                   C. at MELROSE17.
      H 3-13 H17   Cooper, Graig rush for 8 yards to the MELROSE25 (Garner, Dave;Cable,
                   Adam).
      H 4-5  H25   Cooper, Graig punt 18 yards to the MELROSE43, Jenkins, Ryan return 2
                   yards to the MELROSE41 (Fullilove, K.).
--------------- 3 plays, 5 yards, TOP 01:43 ---------------

  M 1-10 H41   MARYVILLE drive start at 00:34 (3rd).
  M 1-10 H41   Byner, Antonio rush for 2 yards to the MELROSE39 (Fullilove, K.).
  M 2-8  H39   Tallent, Ryan rush for 4 yards to the MELROSE35 (McKinnon, J.).

                                        ==END OF 3rd QUARTER==
                                        MARYVILLE 7, MELROSE 6
                                        ======================
```

Play-by-Play Summary (4th quarter)

```
  M 3-4  H35   Start of 4th quarter, clock 12:00.
  M 3-4  H35   Thompson, Cade rush for 9 yards to the MELROSE26, 1ST DOWN MHS
               (Price, Keith).
  M 1-10 H26   Thompson, Cade rush to the MELROSE21, fumble forced by Carter, M., fumble by
               Thompson, Cade recovered by MELROSE Harper, A. at MELROSE22.
--------------- 4 plays, 19 yards, TOP 01:12 ---------------

      H 1-10 H22   MELROSE drive start at 11:22 (4th).
      H 1-10 H22   Cooper, Graig rush for 39 yards to the MHS39, 1ST DOWN MELROSE
                   (Childs, Stephen).
      H 1-10 M39   Madison, C. pass incomplete to Nelson, D..
      H 2-10 M39   Cooper, Graig rush for 8 yards to the MHS31 (Killebrew, J.).
      H 3-2  M31   Cooper, Graig rush for 8 yards to the MHS23, 1ST DOWN MELROSE
                   (Smith, J.).
      H 1-10 M23   Cooper, Graig rush for 4 yards to the MHS19 (Childs, Stephen),
                   PENALTY MELROSE holding 13 yards to the MHS36, NO PLAY.
      H 1-23 M36   Madison, C. pass complete to Nelson, D. for 11 yards to the MHS25
                   (Harris, Kirk).
      H 2-12 M25   Madison, C. rush for 7 yards to the MHS18 (Harris, Kirk).
      H 3-5  M18   Timeout Melrose, clock 08:36.
      H 3-5  M18   Cooper, Graig rush for 3 yards to the MHS15 (Tucker, Gary;Valentine,
                   M.).
      H 4-2  M15   Timeout Melrose, clock 08:08.
      H 4-2  M15   Cooper, Graig rush for 1 yard to the MHS14 (Valentine, M.).
--------------- 8 plays, 64 yards, TOP 03:21 ---------------

  M 1-10 M14   MARYVILLE drive start at 08:01 (4th).
  M 1-10 M14   Tallent, Ryan rush for 5 yards to the MHS19 (Hardy, Gregory).
  M 2-5  M19   Byner, Antonio rush for no gain to the MHS19 (Fullilove, K.).
  M 3-5  M19   Thompson, Cade pass complete to Jenkins, Ryan for 16 yards to the MHS35,
               1ST DOWN MHS (Washington, G.).
  M 1-10 M35   Tallent, Ryan rush for 7 yards to the MHS42 (Harper, A.).
  M 2-3  M42   Byner, Antonio rush for 6 yards to the MHS48, 1ST DOWN MHS (Carter,
               M.).
  M 1-10 M48   Tallent, Ryan rush for loss of 4 yards to the MHS44 (Hardy, Gregory).
  M 2-14 M44   Byner, Antonio rush for 7 yards to the MELROSE49 (Carter, M.;Shipp, M.).
  M 3-7  H49   Thompson, Cade rush for 4 yards to the MELROSE45 (Harper, A.).
  M 4-3  H45   Jenkins, Ryan punt 32 yards to the MELROSE13, downed.
--------------- 8 plays, 41 yards, TOP 05:09 ---------------

      H 1-10 H13   MELROSE drive start at 02:52 (4th).
      H 1-10 H13   Madison, C. pass incomplete to Matthews, J. (Childs, Stephen).
      H 2-10 H13   Madison, C. pass complete to Nelson, D. for 13 yards to the MELROSE26,
                   1ST DOWN MELROSE (Kimsey, Katlin;Clement, Andrew).
      H 1-10 H26   Madison, C. rush for 1 yard to the MELROSE27 (Valentine, M.), PENALTY
                   MELROSE holding 10 yards to the MELROSE17.
      H 1-19 H17   1st and 19.
      H 1-19 H17   Cooper, Graig pass incomplete to Nelson, D..
      H 2-19 H17   Madison, C. pass intercepted by Parnell, Adam at the MELROSE24, Parnell,
                   Adam return 0 yards to the MELROSE24.
--------------- 5 plays, 4 yards, TOP 01:09 ---------------

  M 1-10 H24   MARYVILLE drive start at 01:43 (4th).
  M 1-10 H24   Timeout Maryville, clock 01:43.
  M 1-10 H24   Byner, Antonio rush for 1 yard to the MELROSE23 (Loveberry, L.).
  M 2-9  H23   Byner, Antonio rush for 7 yards to the MELROSE16 (Harper, A.).
  M 3-2  H16   Timeout Melrose, clock 00:52.
  M 3-2  H16   Byner, Antonio rush for 4 yards to the MELROSE12, 1ST DOWN MHS
               (Price, Keith).
  M 1-10 H12   TEAM rush for loss of 2 yards to the MELROSE14.
  M 2-12 H14   End of 2nd half, clock 00:00.
--------------- 4 plays, 10 yards, TOP 01:43 ---------------

                                      ======FINAL SCORE=====
                                      MARYVILLE 7, MELROSE 6
                                      ======================
```

2003 Class 4A Football Playoffs

November 7 - December 6, 2003

First Round

R1 #1	Elizabethton (6-4)	13
Game 101 Fri. Nov. 7 7 PM		
R2 #4	Cherokee (4-6)	25
R2 #2	Greeneville (7-3)	33
Game 102 Fri. Nov. 7 7 PM		
R1 #3	Sullivan Central (6-4)	14
R1 #2	Tennessee (8-2)	28
Game 103 Fri. Nov. 7 7 PM		
R2 #3	Morristown East (7-3)	14
R1 #4	Sullivan South (4-6)	7
Game 104 Fri. Nov. 7 7 PM		
R2 #1	Morristown West (7-3)	38
R3 #1	Maryville (10-0)	31
Game 105 Fri. Nov. 7 7 PM		
R4 #4	Rhea Co. (4-6)	10
R4 #2	Chattanooga Central (7-3)	31
Game 106 Fri. Nov. 7 7 PM		
R3 #3	Powell (4-6)	7
R3 #2	Knoxville Central (8-2)	42
Game 107 Fri. Nov. 7 7 PM		
R4 #3	East Ridge (5-5)	7
R3 #4	Knoxville West (5-5)	28
Game 108 Fri. Nov. 7 7 PM		
R4 #1	Cleveland (9-1)	24
R5 #1	Hillsboro (9-1)	42
Game 109 Fri. Nov. 7 7 PM		
R6 #4	White House (7-3)	14
R6 #2	Pearl Cohn (6-4)	21
Game 110 Fri. Nov. 7 7 PM		
R5 #3	Shelbyville (7-3)	25
R5 #2	Hillwood (9-1)	36
Game 111 Fri. Nov. 7 7 PM		
R6 #3	Clarksville Northwest (8-2)	79
R5 #4	Columbia (6-4)	13
Game 112 Fri. Nov. 7 7 PM		
R6 #1	Stratford (9-1)	19
R7 #1	Jackson Central-Merry (7-3)	28
Game 113 Fri. Nov. 7 7 PM		
R8 #4	Craigmont (5-5)	2
R8 #2	Memphis East (7-3)	24
Game 114 Fri. Nov. 7 7 PM		
R7 #3	Dyersburg (7-3)	27
R7 #2	Hardin Co. (8-2)	27
Game 115 Fri. Nov. 7 7 PM		
R8 #3	Ridgeway (7-3)	24
R7 #4	Haywood (4-6)	7
Game 116 Fri. Nov. 7 7 PM		
R8 #1	Melrose (8-1)	57

Second Round

Cherokee	18
Game 201 Fri. Nov. 14 7 PM	
Greeneville	38
Tennessee	0
Game 202 Fri. Nov. 14 7 PM	
Morristown West	35
Maryville	27
Game 203 Fri. Nov. 14 7 PM	
Chattanooga Central	9
Knoxville Central	28
Game 204 Fri. Nov. 14 7 PM	
Knoxville West	6
Hillsboro	60
Game 205 Fri. Nov. 14 7 PM	
Shelbyville	7
Clarksville Northwest	14
Game 206 Fri. Nov. 14 7 PM	
Stratford	39
Jackson Central-Merry	41
Game 207 Fri. Nov. 14 7 PM	
Dyersburg	7
Hardin Co.	0
Game 208 Fri. Nov. 14 7 PM	
Melrose	48

Quarterfinals

Greeneville	14
Game 301 Fri. Nov. 21 7 PM	
Morristown West	28
Maryville	28
Game 302 Fri. Nov. 21 7 PM	
Knoxville Central	25
Hillsboro	16
Game 303 Fri. Nov. 21 7 PM	
Stratford	6
Jackson Central-Merry	0
Game 304 Fri. Nov. 21 7 PM	
Melrose	28

Semifinals

Morristown West	17
Game 401 Fri. Nov. 28 7 PM	
Maryville	14
Hillsboro	27
Game 402 Fri. Nov. 28 7 PM	
Melrose	26

Championship

Morristown West	0
Game 501 Sat. Dec. 6 3:30 PM BlueCross Bowl @ MTSU	
Hillsboro	21

Hillsboro

STATE CHAMPION

Notes:

2002 Class 4A Football Playoffs

November 8 - December 7, 2002

First Round

R1 #1 Tennessee (9-1) 42
Game 101 Fri. Nov. 8 7 PM
R2 #4 Volunteer (6-4) 7

R2 #2 Greeneville (9-1) 52
Game 102 Fri. Nov. 8 7 PM
R1 #3 Sullivan South (5-5) 7

R1 #2 Elizabethton (7-3) 36
Game 103 Fri. Nov. 8 7 PM
R2 #3 Cocke Co. (4-6) 8

R1 #4 Daniel Boone (5-5) 8
Game 104 Fri. Nov. 8 7 PM
R2 #1 Morristown West (9-1) 41

R3 #1 Maryville (10-0) 44
Game 105 Fri. Nov. 8 7 PM
R4 #4 Hixson (6-4) 0

R4 #2 East Ridge (7-3) 20
Game 106 Fri. Nov. 8 7 PM
R3 #3 Powell (8-2) 21

R3 #2 Knoxville Central (9-1) 26
Game 107 Fri. Nov. 8 7 PM
R4 #3 Chattanooga Central (5-5) 7

R3 #4 Knoxville Carter (3-7) 14
Game 108 Fri. Nov. 8 7 PM
R4 #1 Cleveland (7-3) 55

R5 #1 Hillsboro (10-0) 51
Game 109 Fri. Nov. 8 7 PM
R6 #4 Whites Creek (4-5) 0

R6 #2 White House (9-1) 18
Game 110 Fri. Nov. 8 7 PM
R5 #3 Tullahoma (9-1) 21

R5 #2 Nashville Overton (9-1) 14
Game 111 Fri. Nov. 8 7 PM
R6 #3 Springfield (5-5) 3

R5 #4 Columbia (7-3) 14
Game 112 Fri. Nov. 8 7 PM
R6 #1 Pearl Cohn (9-1) 13

R7 #1 Haywood (8-2) 20
Game 113 Fri. Nov. 8 7 PM
R8 #4 Craigmont (5-5) 14

R8 #2 Memphis East (7-1) 30
Game 114 Fri. Nov. 8 7 PM
R7 #3 Munford (4-6) 23

R7 #2 J. North Side (4-6) 0
Game 115 Fri. Nov. 8 7 PM
R8 #3 Fairley (7-3) 26

R7 #4 Dyersburg (5-5) 6
Game 116 Fri. Nov. 8 7 PM
R8 #1 Melrose (9-0) 33

Second Round

Tennessee 8
Game 201
Fri. Nov. 15 7 PM
Greeneville 40

Elizabethton 14
Game 202
Fri. Nov. 15 7 PM
Morristown West 35

Maryville 40
Game 203
Fri. Nov. 15 7 PM
Powell 11

Knoxville Central 14
Game 204
Fri. Nov. 15 7 PM
Cleveland 24

Hillsboro 42
Game 205
Fri. Nov. 15 7 PM
Tullahoma 12

Nashville Overton 35
Game 206
Fri. Nov. 15 7 PM
Columbia 6

Haywood 6
Game 207
Fri. Nov. 15 7 PM
Memphis East 14

Fairley 0
Game 208
Fri. Nov. 15 7 PM
Melrose 28

Quarterfinals

Greeneville 20
Game 301
Fri. Nov. 22 7 PM
Morristown West 30

Maryville 40
Game 302
Fri. Nov. 22 7 PM
Cleveland 14

Hillsboro 17
Game 303
Fri. Nov. 22 7 PM
Nashville Overton 0

Memphis East 12
Game 304
Fri. Nov. 22 7 PM
Melrose 14

Semifinals

Morristown West 10
Game 401
Fri. Nov. 29 7 PM
Maryville 28

Hillsboro 7
Game 402
Fri. Nov. 29 7 PM
Melrose 6

Championship

Maryville 29
Game 501
Sat. Dec. 7 3:30 PM
BlueCross Bowl @ MTSU
Hillsboro 26

Maryville
STATE CHAMPION

Notes:

Box Score

Box Score (Final)
Maryville vs Hillsboro (Dec 07, 2002 at Murfreesboro, Tenn.)

Score by Quarters	1	2	3	4	Score	
Maryville.....	0	7	7	15	- 29	Record: (15-0)
Hillsboro.....	0	14	6	6	- 26	Record: (14-1)

Scoring Summary:

2nd 11:19 HILLS - Tibbs, M. 14 yd run (Holt, Elliott kick), 2-30 0:28, MARY 0 - HILLS 7
08:15 HILLS - Doss, Brad 6 yd run (Holt, Elliott kick), 4-35 1:23, MARY 0 - HILLS 14
06:27 MARY - Stewart, Carl 18 yd pass from Thompson, Cade (Yarlett, Chris kick), 6-80 1:48, MARY 7 - HILLS 14
3rd 07:13 HILLS - Bryant, Calvin 15 yd run (Holt, Elliott kick failed), 9-74 4:47, MARY 7 - HILLS 20
03:55 MARY - McCord, Chris 7 yd run (Yarlett, Chris kick), 10-78 3:18, MARY 14 - HILLS 20
4th 08:58 HILLS - Bryant, Calvin 1 yd run (Tibbs, M. rush failed), 6-13 2:53, MARY 14 - HILLS 26
08:10 MARY - Gaskin, Tyler 49 yd pass from Holt, Jacob (Yarlett, Chris kick), 3-59 0:48, MARY 21 - HILLS 26
04:12 MARY - McCord, Chris 1 yd run (Gaskin, Tyler pass), 10-48 3:58, MARY 29 - HILLS 26

	MARY	HILLS
FIRST DOWNS.....	**16**	**14**
RUSHES-YARDS (NET).....	**33-102**	**49-269**
PASSING YDS (NET).....	**222**	**23**
Passes Att-Comp-Int.....	25-12-3	7-3-1
TOTAL OFFENSE PLAYS-YARDS.....	**58-324**	**56-292**
Fumble Returns-Yards.....	0-0	0-0
Punt Returns-Yards.....	1-8	5-40
Kickoff Returns-Yards.....	3-63	3-67
Interception Returns-Yards....	1-0	3-52
Punts (Number-Avg).....	5-26.2	2-34.5
Fumbles-Lost.....	0-0	2-1
Penalties-Yards.....	1-5	3-20
Possession Time.....	23:25	24:29
Third-Down Conversions.....	5 of 12	7 of 13
Fourth-Down Conversions.....	0 of 0	0 of 3
Red-Zone Scores-Chances.....	2-2	4-4
Sacks By: Number-Yards.....	1-1	2-14

RUSHING: Maryville-McCord, Chris 16-68; Stewart, Carl 13-46; Team 1-minus 2; Thompson, Cade 3-minus 10. Hillsboro-Bryant, Calvin 17-98; Tibbs, M. 14-81; Doss, Brad 10-71; Woods, Chris 3-13; Lee, Donald 3-3; Merritt, Justin 2-3.

PASSING: Maryville-Thompson, Cade 11-24-3-173; Holt, Jacob 1-1-0-49. Hillsboro-Doss, Brad 3-7-1-23.

RECEIVING: Maryville-Gaskin, Tyler 5-100; McCord, Chris 3-52; Martin, Brad 2-45; Stewart, Carl 1-22; Holt, Jacob 1-3. Hillsboro-Russell, Chris 2-12; Lee, Donald 1-11.

INTERCEPTIONS: Maryville-Oliver, Matt 1-0. Hillsboro-Marrow, Brian 1-34; Sterritt, R. 1-3; Vanderloop, E. 1-15.

FUMBLES: Maryville-None. Hillsboro-Bryant, Calvin 1-0; Lee, Donald 1-1.

Stadium: Floyd Stadium Attendance: 4600
Kickoff time: 3:06 PM End of Game: 6:11 Total elapsed time: 3:05
Officials: Referee: Marty Clements; Umpire: Robert Starr;
Linesman: Todd Henderson; Line judge: Glenn Hall; Back judge: Ted Kessler;
Scorer: Layman/Morris;
Temperature: 45 deg. Wind: SSW 12 Weather: clear, sunny

Offensive MVP: #9 Tyler Gaskin, Maryville H.S.
Defensive MVP: #52 Matt Oliver, Maryville H.S.

Maryville vs Hillsboro (Dec 07, 2002 at Murfreesboro, Tenn.)

SACKS (UA-A): Maryville-Galyon, Drew 1-0. Hillsboro-Houston, T. 1-0; Tibbs, M. 1-0.

TACKLES (UA-A): Maryville-Oliver, Matt 8-3; Tipton, Lucas 5-6; Galyon, Drew 5-5; Gaskin, Tyler 5-3; Clement, R. 4-2; Holt, Jacob 2-3; Martin, Brad 1-3; Rang, Derek 1-2; Headrick, Ryan 0-3;
Hodge, Andrew 1-1; McKinney, Cole 1-1; Parnell, Adam 1-1; Sanders, Chase 1-1; Garner, Dave 0-2;
Harris, Kirk 1-0; Raulston, John 1-0; Waters, Brandon 1-0. Hillsboro-Tibbs, M. 6-4; Williams, D.
3-3; Marrow, Brian 5-0; Bryant, Calvin 2-3; Houston, T. 4-0; Perkins, Graham 3-0; Russell, Chris
3-0; Sanders, Joe 3-0; Clemons, Victor 1-2; Woods, Chris 2-0; Scott, Bryan 2-0; Merritt, Justin 2-0;
McGee, Rasheed 0-2; Doss, Brad 1-0.

Player participation:

Maryville: 2-Galyon, Drew, 4-Martin, Brad, 7-Thompson, Cade, 9-Gaskin, Tyler, 11-Harris, Kirk, 13-Garner, Dave, 14-Holt, Jacob,
16-Sanders, Chase, 21-Parnell, Adam, 23-McCord, Chris, 25-Stewart, Carl, 32-Tipton, Lucas, 33-Clement, R., 49-Yarlett, Chris,
52-Oliver, Matt, 53-Rang, Derek, 54-Waters, Brandon, 55-Headrick, Ryan, 56-Raulston, John, 64-Hodge, Andrew, 76-McKinney, Cole.

Hillsboro: 1-Sterritt, R., 2-Bryant, Calvin, 3-Tibbs, M., 4-Russell, Chris, 5-Marrow, Brian, 7-Merritt, Justin, 9-Woods, Chris,
10-Doss, Brad, 11-Ewing, Jon, 18-Holt, Elliott, 23-Lee, Donald, 50-Houston, T., 62-Vanderloop, E., 63-Williams, D.,
64-Scott, Bryan, 65-Perkins, Graham, 68-McGee, Rasheed, 73-Clemons, Victor, 84-Sanders, Joe.

Scoring Summary

Scoring Summary (Final)
Maryville vs Hillsboro (Dec 07, 2002 at Murfreesboro, Tenn.)

Maryville (15-0) vs. Hillsboro (14-1)
Date: Dec 07, 2002 Site: Murfreesboro, Tenn. Stadium: Floyd Stadium
Attendance: 4600

Score by Quarters	**1**	**2**	**3**	**4**	**Score**
Maryville.....	0	7	7	15	- 29
Hillsboro.....	0	14	6	6	- 26

Scoring Summary:

2nd 11:19 HILLS - Tibbs, M. 14 yd run (Holt, Elliott kick)
2 plays, 30 yards, TOP 0:28, MARY 0 - HILLS 7
08:15 HILLS - Doss, Brad 6 yd run (Holt, Elliott kick)
4 plays, 35 yards, TOP 1:23, MARY 0 - HILLS 14
06:27 MARY - Stewart, Carl 18 yd pass from Thompson, Cade (Yarlett, Chris kick)
6 plays, 80 yards, TOP 1:48, MARY 7 - HILLS 14
3rd 07:13 HILLS - Bryant, Calvin 15 yd run (Holt, Elliott kick failed)
9 plays, 74 yards, TOP 4:47, MARY 7 - HILLS 20
03:55 MARY - McCord, Chris 7 yd run (Yarlett, Chris kick)
10 plays, 78 yards, TOP 3:18, MARY 14 - HILLS 20
4th 08:58 HILLS - Bryant, Calvin 1 yd run (Tibbs, M. rush failed)
6 plays, 13 yards, TOP 2:53, MARY 14 - HILLS 26
08:10 MARY - Gaskin, Tyler 49 yd pass from Holt, Jacob (Yarlett, Chris kick)
3 plays, 59 yards, TOP 0:48, MARY 21 - HILLS 26
04:12 MARY - McCord, Chris 1 yd run (Gaskin, Tyler pass from Thompson, Cade)
10 plays, 48 yards, TOP 3:58, MARY 29 - HILLS 26

Kickoff time: 3:06 PM End of Game: 6:11 Total elapsed time: 3:05
Officials: Referee: Marty Clements; Umpire: Robert Starr;
Linesman: Todd Henderson; Line judge: Glenn Hall; Back judge: Ted Kessler;
Scorer: Layman/Morris;
Temperature: 45 deg. Wind: SSW 12 Weather: clear, sunny

Offensive MVP: #9 Tyler Gaskin, Maryville H.S.
Defensive MVP: #52 Matt Oliver, Maryville H.S.

Team Statistics

Team Statistics (Final)
Maryville vs Hillsboro (Dec 07, 2002 at Murfreesboro, Tenn.)

	MARY	HILLS
FIRST DOWNS.....	**16**	**14**
Rushing.....	5	13
Passing.....	10	1
Penalty.....	1	0
Rushing Attempts.....	33	49
Yards Gained Rushing.....	132	278
Yards Lost Rushing.....	30	9
NET YARDS RUSHING.....	**102**	**269**
NET YARDS PASSING.....	**222**	**23**
Passes Attempted.....	25	7
Passes Completed.....	12	3
Had Intercepted.....	3	1
TOTAL OFFENSIVE PLAYS.....	**58**	**56**
TOTAL NET YARDS.....	**324**	**292**
Average Gain Per Play.....	5.6	5.2
Fumbles: Number-Lost.....	0-0	2-1
Penalties: Number-Yards.....	1-5	3-20
Number of Punts-Yards.....	5-131	2-69
Average Per Punt.....	26.2	34.5
Punt Returns: Number-Yards....	1-8	5-40
Kickoff Returns: Number-Yards.	3-63	3-67
Interceptions: Number-Yards...	1-0	3-52
Fumble Returns: Number-Yards..	0-0	0-0
Miscellaneous Yards.....	0	0
Possession Time.....	23:25	24:29
Third-Down Conversions.....	5 of 12	7 of 13
Fourth-Down Conversions.....	0 of 0	0 of 3
Red-Zone Scores-Chances.....	2-2	4-4
Sacks By: Number-Yards.....	1-1	2-14

Individual Statistics

Individual Statistics (Final)
Maryville vs Hillsboro (Dec 07, 2002 at Murfreesboro, Tenn.)

Maryville

Rushing	No	Gain	Loss	Net	TD	Lg	Avg
McCord, Chris	16	77	9	68	2	29	4.2
Stewart, Carl	13	51	5	46	0	11	3.5
Team	1	0	2	-2	0	0	-2.0
Thompson, Cade	3	4	14	-10	0	4	-3.3
Totals...	33	132	30	102	2	29	3.1

Passing	Att-Cmp-Int	Yds	TD	Long	Sck
Thompson, Cade	24-11-3	173	1	27	2
Holt, Jacob	1-1-0	49	1	49	0
Totals...	25-12-3	222	2	49	2

Receiving	No.	Yds	TD	Long
Gaskin, Tyler	5	100	1	49
McCord, Chris	3	52	0	27
Martin, Brad	2	45	0	24
Stewart, Carl	1	22	1	4
Holt, Jacob	1	3	0	3
Totals...	12	222	2	49

Punting	No.	Yds	Avg	Long	In20
McCord, Chris	2	48	24.0	25	0
Yarlett, Chris	3	83	27.7	29	1
Totals...	5	131	26.2	29	1

	Punts			Kickoffs			Intercept		
All Returns	No.	Yds.	Lg	No.	Yds.	Lg	No.	Yds.	Lg
McCord, Chris	0	0	0	3	63	32	0	0	0
Martin, Brad	1	8	8	0	0	0	0	0	0
Oliver, Matt	0	0	0	0	0	0	1	0	0
Totals...	1	8	8	3	63	32	1	0	0

Field goal attempts

Hillsboro

Rushing	No	Gain	Loss	Net	TD	Lg	Avg
Bryant, Calvin	17	99	1	98	2	28	5.8
Tibbs, M.	14	84	3	81	1	16	5.8
Doss, Brad	10	72	1	71	1	33	7.1
Woods, Chris	3	13	0	13	0	9	4.3
Merritt, Justin	2	3	0	3	0	2	1.5
Lee, Donald	3	7	4	3	0	7	1.0
Totals...	49	278	9	269	4	33	5.5

Passing	Att-Cmp-Int	Yds	TD	Long	Sck
Doss, Brad	7-3-1	23	0	10	1
Totals...	7-3-1	23	0	10	1

Receiving	No.	Yds	TD	Long
Russell, Chris	2	12	0	7
Lee, Donald	1	11	0	10
Totals...	3	23	0	10

Punting	No.	Yds	Avg	Long	In20
Holt, Elliott	2	69	34.5	37	1
Totals...	2	69	34.5	37	1

	Punts			Kickoffs			Intercept		
All Returns	No.	Yds.	Lg	No.	Yds.	Lg	No.	Yds.	Lg
Vanderloop, E.	0	0	0	0	0	0	1	15	15
Ewing, Jon	0	0	0	2	40	22	0	0	0
Marrow, Brian	3	13	16	0	0	0	1	34	34
Sterritt, R.	0	0	0	0	0	0	1	3	3
Tibbs, M.	2	27	18	1	27	27	0	0	0
Totals...	5	40	18	3	67	27	3	52	34

Field goal attempts

FUMBLES: Maryville-None. Hillsboro-Lee, Donald 1-1; Bryant, Calvin 1-0.

Drive Chart

Drive Chart (Final)
Maryville vs Hillsboro (Dec 07, 2002 at Murfreesboro, Tenn.)

	Drive Started				Drive Ended			Consumed	
Team	Qtr	Spot	Time	Obtained	Spot	Time	How Lost	Pl-Yds	TOP
MARY	1st	M15	12:00	Kickoff	M22	09:54	Punt	3-7	02:06
MARY	1st	M28	08:05	Downs	H48	05:53	Punt	4-24	02:12
MARY	1st	M06	03:10	Punt	M17	11:47	Punt	5-11	03:23
MARY	2nd	M20	11:19	Kickoff	M06	09:38	Punt	3--14	01:41
MARY	2nd	M20	08:15	Kickoff	H00	06:27	*TOUCHDOWN	6-80	01:48
MARY	2nd	M24	03:01	Downs	H47	01:31	Interception	6-29	01:30
MARY	2nd	H33	00:10	Fumble	H33	00:00	Interception	2-0	00:10
MARY	3rd	M40	12:00	Possession	M40	12:00	Kickoff	0-0	00:00
MARY	3rd	M22	07:13	Kickoff	H00	03:55	*TOUCHDOWN	10-78	03:18#
MARY	3rd	M23	00:40	Punt	M19	11:51	Interception	3--4	00:49
MARY	4th	M41	08:58	Kickoff	H00	08:10	*TOUCHDOWN	3-59	00:48
MARY	4th	H48	08:10	Kickoff	H00	04:12	*TOUCHDOWN	10-48	03:58#
MARY	4th	M46	03:36	Interception	H46	01:54	Punt	3-8	01:42
MARY	4th	H38	00:06	Downs	H40	00:06		1--2	00:00
HILLS	1st	H40	12:00	Possession	H40	12:00	Kickoff	0-0	00:00
HILLS	1st	M37	09:54	Punt	M28	08:05	Downs	4-9	01:49
HILLS	1st	H32	05:53	Punt	M43	03:10	Punt	5-25	02:43
HILLS	2nd	M30	11:47	Punt	M00	11:19	*TOUCHDOWN	2-30	00:28#
HILLS	2nd	M35	09:38	Punt	M00	08:15	*TOUCHDOWN	4-35	01:23#
HILLS	2nd	H29	06:27	Kickoff	M24	03:01	Downs	6-47	03:26
HILLS	2nd	H30	01:31	Interception	H33	00:10	Fumble	3-3	01:21
HILLS	2nd	H36	00:00	Interception	H36	00:00	End of half	0-0	00:00
HILLS	3rd	H26	12:00	Kickoff	M00	07:13	*TOUCHDOWN	9-74	04:47#
HILLS	3rd	H35	03:55	Kickoff	M47	00:40	Punt	6-18	03:15
HILLS	4th	M13	11:51	Interception	M00	08:58	*TOUCHDOWN	6-13	02:53#
HILLS	4th	H35	04:12	Kickoff	H48	03:36	Interception	4-13	00:36
HILLS	4th	H18	01:54	Punt	H38	00:06	Downs	8-20	01:48

MARY	**1st Qtr**	**2nd Qtr**	**3rd Qtr**	**4th Qtr**	**1st Half**	**2nd Half**	**Total**
Time of possession	07:28	05:22	03:58	06:37	12:50	10:35	23:25
3rd Down Conversions	0/3	2/3	1/2	2/4	2/6	3/6	5/12
Avg Field Position	M16	M32	M22	M46	M25	M36	M30
4th Down Conversions	0/0	0/0	0/0	0/0	0/0	0/0	0/0

HILLS	**1st Qtr**	**2nd Qtr**	**3rd Qtr**	**4th Qtr**	**1st Half**	**2nd Half**	**Total**
Time of possession	04:32	06:38	08:02	05:17	11:10	13:19	24:29
3rd Down Conversions	0/2	0/2	3/4	4/5	0/4	7/9	7/13
Avg Field Position	H47	H48	H30	H46	H48	H40	H44
4th Down Conversions	0/1	0/1	0/0	0/1	0/2	0/1	0/3

Drive Chart (By Quarter)

		Drive Started			Drive Ended			Consumed	
Team	**Qtr**	**Spot**	**Time**	**Obtained**	**Spot**	**Time**	**How Lost**	**Pl-Yds**	**TOP**
HILLS	1st	H40	12:00	Possession	H40	12:00	Kickoff	0-0	00:00
MARY	1st	M15	12:00	Kickoff	M22	09:54	Punt	3-7	02:06
HILLS	1st	M37	09:54	Punt	M28	08:05	Downs	4-9	01:49
MARY	1st	M28	08:05	Downs	H48	05:53	Punt	4-24	02:12
HILLS	1st	H32	05:53	Punt	M43	03:10	Punt	5-25	02:43
MARY	1st	M06	03:10	Punt	M17	11:47	Punt	5-11	03:23
HILLS	2nd	M30	11:47	Punt	M00	11:19	*TOUCHDOWN	2-30	00:28#
MARY	2nd	M20	11:19	Kickoff	M06	09:38	Punt	3--14	01:41
HILLS	2nd	M35	09:38	Punt	M00	08:15	*TOUCHDOWN	4-35	01:23#
MARY	2nd	M20	08:15	Kickoff	H00	06:27	*TOUCHDOWN	6-80	01:48
HILLS	2nd	H29	06:27	Kickoff	M24	03:01	Downs	6-47	03:26
MARY	2nd	M24	03:01	Downs	H47	01:31	Interception	6-29	01:30
HILLS	2nd	H30	01:31	Interception	H33	00:10	Fumble	3-3	01:21
MARY	2nd	H33	00:10	Fumble	H33	00:00	Interception	2-0	00:10
HILLS	2nd	H36	00:00	Interception	H36	00:00	End of half	0-0	00:00
MARY	3rd	M40	12:00	Possession	M40	12:00	Kickoff	0-0	00:00
HILLS	3rd	H26	12:00	Kickoff	M00	07:13	*TOUCHDOWN	9-74	04:47#
MARY	3rd	M22	07:13	Kickoff	H00	03:55	*TOUCHDOWN	10-78	03:18#
HILLS	3rd	H35	03:55	Kickoff	M47	00:40	Punt	6-18	03:15
MARY	3rd	M23	00:40	Punt	M19	11:51	Interception	3--4	00:49
HILLS	4th	M13	11:51	Interception	M00	08:58	*TOUCHDOWN	6-13	02:53#
MARY	4th	M41	08:58	Kickoff	H00	08:10	*TOUCHDOWN	3-59	00:48
MARY	4th	H48	08:10	Kickoff	H00	04:12	*TOUCHDOWN	10-48	03:58#
HILLS	4th	H35	04:12	Kickoff	H48	03:36	Interception	4-13	00:36
MARY	4th	M46	03:36	Interception	H46	01:54	Punt	3-8	01:42
HILLS	4th	H18	01:54	Punt	H38	00:06	Downs	8-20	01:48
MARY	4th	H38	00:06	Downs	H40	00:06		1--2	00:00

Defensive Statistics

Defensive Statistics (Final)
Maryville vs Hillsboro (Dec 07, 2002 at Murfreesboro, Tenn.)

Maryville

##	Player	Solo	Ast	Tot	TFL/Yds	FF	FR-Yd	Intc	PD	Blkd	Sack/Yds	QH
52	Oliver, Matt	8	3	11	0.5/1	.	.	1-0	1	.	/	.
32	Tipton, Lucas	5	6	11	1.5/3	.	.	.	.	.	/	.
2	Galyon, Drew	5	5	10	1.5/1	.	.	.	.	.	1/1	.
9	Gaskin, Tyler	5	3	8	.	.	.	.	.	.	/	.
33	Clement, R.	4	2	6	.	.	.	.	.	.	/	.
14	Holt, Jacob	2	3	5	.	.	.	.	.	.	/	.
4	Martin, Brad	1	3	4	.	.	.	.	.	.	/	.
53	Rang, Derek	1	2	3	.	.	.	.	.	.	/	.
55	Headrick, Ryan	.	3	3	0.5/0	.	.	.	.	.	/	.
16	Sanders, Chase	1	1	2	.	.	.	.	.	.	/	.
76	McKinney, Cole	1	1	2	.	.	1-0	.	.	.	/	.
21	Parnell, Adam	1	1	2	0.5/2	.	.	.	.	.	/	.
64	Hodge, Andrew	1	1	2	0.5/1	.	.	.	1	.	/	.
13	Garner, Dave	.	2	2	.	.	.	.	.	.	/	.
11	Harris, Kirk	1	.	1	.	.	.	.	.	.	/	.
54	Waters, Brandon	1	.	1	.	.	.	.	.	.	/	.
56	Raulston, John	1	.	1	.	.	.	.	.	.	/	.

Hillsboro

##	Player	Solo	Ast	Tot	TFL/Yds	FF	FR-Yd	Intc	PD	Blkd	Sack/Yds	QH
3	Tibbs, M.	6	4	10	2.0/14	.	.	.	.	.	1/9	.
63	Williams, D.	3	3	6	.	.	.	.	.	.	/	.
5	Marrow, Brian	5	.	5	.	.	.	1-34	2	.	/	.
2	Bryant, Calvin	2	3	5	.	.	.	.	.	.	/	.
50	Houston, T.	4	.	4	2.0/7	.	.	.	.	.	1/5	.
4	Russell, Chris	3	.	3	.	.	.	.	.	.	/	.
84	Sanders, Joe	3	.	3	1.0/4	.	.	.	.	.	/	.
65	Perkins, Graham	3	.	3	1.0/3	.	.	.	.	.	/	.
73	Clemons, Victor	1	2	3	.	.	.	.	.	.	/	.
9	Woods, Chris	2	.	2	.	.	.	.	.	.	/	.
7	Merritt, Justin	2	.	2	.	.	.	.	.	.	/	.
64	Scott, Bryan	2	.	2	.	.	.	.	.	.	/	.
68	McGee, Rasheed	.	2	2	.	.	.	.	.	.	/	.
10	Doss, Brad	1	.	1	.	.	.	.	.	.	/	.
1	Sterritt, R.	.	.	.	.	.	.	1-3	3	.	/	.
62	Vanderloop, E.	.	.	.	.	.	.	1-15	1	.	/	.

Quickie Statistics

Quickie Statistics (Final)
Maryville vs Hillsboro (Dec 07, 2002 at Murfreesboro, Tenn.)

	MARY	HILLS
Score.....	29	26
FIRST DOWNS.....	**16**	**14**
RUSHES-YARDS (NET).....	**33-102**	**49-269**
PASSING YDS (NET).....	**222**	**23**
Passes Att-Comp-Int.....	25-12-3	7-3-1
TOTAL OFFENSE PLAYS-YARDS.....	**58-324**	**56-292**
Fumble Returns-Yards.....	0-0	0-0
Punt Returns-Yards.....	1-8	5-40
Kickoff Returns-Yards.....	3-63	3-67
Interception Returns-Yards....	1-0	3-52
Punts (Number-Avg).....	5-26.2	2-34.5
Fumbles-Lost.....	0-0	2-1
Penalties-Yards.....	1-5	3-20
Possession Time.....	23:25	24:29
Third-Down Conversions.....	5 of 12	7 of 13
Fourth-Down Conversions.....	0 of 0	0 of 3
Red-Zone Scores-Chances.....	2-2	4-4

Maryville

Rushing	No	Yds	TD	Lg	Avg
McCord, Chris	16	68	2	29	4.2
Stewart, Carl	13	46	0	11	3.5
Team	1	-2	0	0	-2.0
Thompson, Cade	3	-10	0	4	-3.3

Passing	Att	Cmp	Int	Yds	TD	Lng
Thompson, Cade	24	11	3	173	1	27
Holt, Jacob	1	1	0	49	1	49

Receiving	No.	Yds	TD	Long
Gaskin, Tyler	5	100	1	49
McCord, Chris	3	52	0	27
Martin, Brad	2	45	0	24
Stewart, Carl	1	22	1	4

Punting	No.	Avg	Long	I20
Yarlett, Chris	3	27.7	29	1
McCord, Chris	2	24.0	25	0

Punt returns	No.	Yds	TD	Long
Martin, Brad	1	8	0	8

Kick returns	No.	Yds	TD	Long
McCord, Chris	3	63	0	32

Hillsboro

Rushing	No	Yds	TD	Lg	Avg
Bryant, Calvin	17	98	2	28	5.8
Tibbs, M.	14	81	1	16	5.8
Doss, Brad	10	71	1	33	7.1
Woods, Chris	3	13	0	9	4.3

Passing	Att	Cmp	Int	Yds	TD	Lng
Doss, Brad	7	3	1	23	0	10

Receiving	No.	Yds	TD	Long
Russell, Chris	2	12	0	7
Lee, Donald	1	11	0	10

Punting	No.	Avg	Long	I20
Holt, Elliott	2	34.5	37	1

Punt returns	No.	Yds	TD	Long
Marrow, Brian	3	13	0	16
Tibbs, M.	2	27	0	18

Kick returns	No.	Yds	TD	Long
Ewing, Jon	2	40	0	22
Tibbs, M.	1	27	0	27

Team	Qtr	Time	Scoring play	Conversion	Plays-Yards	TOP	MARY -HILL
HILLS	2nd	11:19	Tibbs, M. 14 yd run	Holt, Elliott kick	2-30	0:28	0 - 7
HILLS	2nd	08:15	Doss, Brad 6 yd run	Holt, Elliott kick	4-35	1:23	0 - 14
MARY	2nd	06:27	Stewart, Carl 18 yd pass from Thompson, Cade	Yarlett, Chris kick	6-80	1:48	7 - 14
HILLS	3rd	07:13	Bryant, Calvin 15 yd run	Holt, Elliott kick failed	9-74	4:47	7 - 20
MARY	3rd	03:55	McCord, Chris 7 yd run	Yarlett, Chris kick	10-78	3:18	14 - 20
HILLS	4th	08:58	Bryant, Calvin 1 yd run	Tibbs, M. rush failed	6-13	2:53	14 - 26
MARY	4th	08:10	Gaskin, Tyler 49 yd pass from Holt, Jacob	Yarlett, Chris kick	3-59	0:48	21 - 26
MARY	4th	04:12	McCord, Chris 1 yd run	Gaskin, Tyler pass	10-48	3:58	29 - 26

Participation Report

Participation Report (Final)
Maryville vs Hillsboro (Dec 07, 2002 at Murfreesboro, Tenn.)

Maryville: 2-Galyon, Drew, 4-Martin, Brad, 7-Thompson, Cade, 9-Gaskin, Tyler, 11-Harris, Kirk, 13-Garner, Dave, 14-Holt, Jacob, 16-Sanders, Chase, 21-Parnell, Adam, 23-McCord, Chris, 25-Stewart, Carl, 32-Tipton, Lucas, 33-Clement, R., 49-Yarlett, Chris, 52-Oliver, Matt, 53-Rang, Derek, 54-Waters, Brandon, 55-Headrick, Ryan, 56-Raulston, John, 64-Hodge, Andrew, 76-McKinney, Cole.

Hillsboro: 1-Sterritt, R., 2-Bryant, Calvin, 3-Tibbs, M., 4-Russell, Chris, 5-Marrow, Brian, 7-Merritt, Justin, 9-Woods, Chris, 10-Doss, Brad, 11-Ewing, Jon, 18-Holt, Elliott, 23-Lee, Donald, 50-Houston, T., 62-Vanderloop, E., 63-Williams, D., 64-Scott, Bryan, 65-Perkins, Graham, 68-McGee, Rasheed, 73-Clemons, Victor, 84-Sanders, Joe.

Play-by-Play Summary (1st Quarter)

```
  M 1-10 M40   Change of possession, HILLS ball on HILLS40, 1st and 10.

                   Holt, Elliott kickoff 60 yards to the MARY0, McCord, Chris return 15
                   yards to the MARY15 (Marrow, Brian).
  M 1-10 M15   MARYVILLE drive start at 12:00 (1st).
  M 1-10 M15   McCord, Chris rush for loss of 3 yards to the MARY12 (Perkins, Graham).
  M 2-13 M12   McCord, Chris rush for 6 yards to the MARY18 (Sanders, Joe).
  M 3-7  M18   Thompson, Cade pass complete to Stewart, Carl for 4 yards to the MARY22
               (Russell, Chris).
  M 4-3  M22   McCord, Chris punt 23 yards to the MARY45, Tibbs, M. return 18 yards to the
               MARY27 (Harris, Kirk), PENALTY HILLS illegal block 10 yards to the
               MARY37, 1st and 10, HILLS ball on MARY37.
--------------- 3 plays, 7 yards, TOP 02:06 ---------------

      H 1-10 M37   HILLSBORO drive start at 09:54 (1st).
      H 1-10 M37   Tibbs, M. rush for 4 yards to the MARY33 (Clement, R.).
      H 2-6  M33   Bryant, Calvin rush for 4 yards to the MARY29 (Tipton, Lucas;Headrick,
                   Ryan).
      H 3-2  M29   Bryant, Calvin rush for loss of 1 yard to the MARY30 (Oliver,
                   Matt;Headrick, Ryan).
      H 4-3  M30   Tibbs, M. rush for 2 yards to the MARY28 (Oliver, Matt).
--------------- 4 plays, minus 1 yards, TOP 01:49 ---------------

  M 1-10 M28   MARYVILLE drive start at 08:05 (1st).
  M 1-10 M28   Thompson, Cade pass complete to Gaskin, Tyler for 22 yards to the 50
               yardline, 1ST DOWN MARY (Woods, Chris).
  M 1-10 M50   Stewart, Carl rush for 2 yards to the HILLS48 (Williams, D.).
  M 2-8  H48   McCord, Chris rush for no gain to the HILLS48 (Russell, Chris).
  M 3-8  H48   Thompson, Cade pass incomplete to Martin, Brad.
  M 4-8  H48   McCord, Chris punt 25 yards to the HILLS23, Tibbs, M. return 9 yards to the
               HILLS32 (Oliver, Matt).
--------------- 4 plays, 24 yards, TOP 02:12 ---------------

      H 1-10 H32   HILLSBORO drive start at 05:53 (1st).
      H 1-10 H32   Bryant, Calvin rush for 2 yards to the HILLS34 (McKinney, Cole).
      H 2-8  H34   Tibbs, M. rush for 15 yards to the HILLS49, 1ST DOWN HILLS
                   (Gaskin, Tyler).
      H 1-10 H49   Merritt, Justin rush for 2 yards to the MARY49 (Tipton, Lucas;Oliver,
                   Matt).
      H 2-8  M49   Tibbs, M. rush for 3 yards to the MARY46 (McKinney, Cole;Holt, Jacob).
      H 3-5  M46   Doss, Brad rush for 3 yards to the MARY43 (Galyon, Drew).
      H 4-2  M43   Holt, Elliott punt 37 yards to the MARY6, downed.
--------------- 5 plays, 25 yards, TOP 02:43 ---------------

  M 1-10 M06   MARYVILLE drive start at 03:10 (1st).
  M 1-10 M06   McCord, Chris rush for 3 yards to the MARY9 (Marrow, Brian).
  M 2-7  M09   Stewart, Carl rush for 10 yards to the MARY19, 1ST DOWN MARY (Tibbs,
               M.;Williams, D.).
  M 1-10 M19   Stewart, Carl rush for 1 yard to the MARY20 (Clemons, Victor).
  M 2-9  M20   McCord, Chris rush for 2 yards to the MARY22 (McGee, Rasheed;Clemons,
               Victor).
  M 3-7  M22   Stewart, Carl rush for loss of 5 yards to the MARY17 (Tibbs, M.).

                                   ===END OF 1st QUARTER===
                                   MARYVILLE 0, HILLSBORO 0
                                   ========================
```

Play-by-Play Summary (2nd quarter)

```
  M 4-12 M17   Start of 2nd quarter, clock 12:00.
  M 4-12 M17   Yarlett, Chris punt 29 yards to the MARY46, Marrow, Brian return 16 yards to
               the MARY30 (Galyon, Drew).
--------------- 5 plays, 11 yards, TOP 03:23 ---------------

      H 1-10 M30   HILLSBORO drive start at 11:47 (2nd).
      H 1-10 M30   Tibbs, M. rush for 16 yards to the MARY14, 1ST DOWN HILLS (Rang,
                   Derek;Martin, Brad).
      H 1-10 M14   Tibbs, M. rush for 14 yards to the MARY0, 1ST DOWN HILLS,
                   TOUCHDOWN, clock 11:19.
                   Holt, Elliott kick attempt good.

                                       ========================
                                       MARYVILLE 0, HILLSBORO 7
                                       ========================

--------------- 2 plays, 30 yards, TOP 00:28 ---------------

                   Holt, Elliott kickoff 60 yards to the MARY0, touchback.
  M 1-10 M20   MARYVILLE drive start at 11:19 (2nd).
  M 1-10 M20   Thompson, Cade sacked for loss of 5 yards to the MARY15 (Houston, T.).
  M 2-15 M15   Thompson, Cade sacked for loss of 9 yards to the MARY6 (Tibbs, M.).
  M 3-24 M06   Thompson, Cade pass incomplete to Holt, Jacob.
  M 4-24 M06   Yarlett, Chris punt 28 yards to the MARY34, Marrow, Brian return -1 yards to
               the MARY35 (Waters, Brandon).
--------------- 3 plays, minus 14 yards, TOP 01:41 ---------------

      H 1-10 M35   HILLSBORO drive start at 09:38 (2nd).
      H 1-10 M35   Tibbs, M. rush for 5 yards to the MARY30 (Clement, R.).
      H 2-5  M30   Bryant, Calvin rush for 10 yards to the MARY20, 1ST DOWN HILLS
                   (Holt, Jacob;Gaskin, Tyler).
      H 1-10 M20   Tibbs, M. rush for 14 yards to the MARY6, 1ST DOWN HILLS (Tipton,
                   Lucas).
      H 1-G  M06   Doss, Brad rush for 6 yards to the MARY0, TOUCHDOWN, clock 08:15.
                   Holt, Elliott kick attempt good.

                                       =========================
                                       MARYVILLE 0, HILLSBORO 14
                                       =========================

--------------- 4 plays, 35 yards, TOP 01:23 ---------------

                   Holt, Elliott kickoff 60 yards to the MARY0, touchback.
  M 1-10 M20   MARYVILLE drive start at 08:15 (2nd).
  M 1-10 M20   McCord, Chris rush for 29 yards to the MARY49, 1ST DOWN MARY (Tibbs,
               M.).
  M 1-10 M49   Thompson, Cade pass complete to McCord, Chris for 27 yards to the HILLS24,
               1ST DOWN MARY (Marrow, Brian).
  M 1-10 H24   McCord, Chris rush for no gain to the HILLS24 (Bryant, Calvin).
  M 2-10 H24   Thompson, Cade pass incomplete to Gaskin, Tyler.
  M 3-10 H24   Thompson, Cade pass complete to Gaskin, Tyler for 6 yards to the HILLS18,
               Stewart, Carl for 18 yards to the HILLS0, 1ST DOWN MARY, TOUCHDOWN,
               clock 06:27.
               Yarlett, Chris kick attempt good.

                                       =========================
                                       MARYVILLE 7, HILLSBORO 14
                                       =========================

--------------- 6 plays, 80 yards, TOP 01:48 ---------------
```

Yarlett, Chris kickoff 53 yards to the HILLS7, Ewing, Jon return 22 yards to the HILLS29 (Oliver, Matt).

H 1-10 H29 HILLSBORO drive start at 06:27 (2nd).
H 1-10 H29 Tibbs, M. rush for 5 yards to the HILLS34 (Oliver, Matt).
H 2-5 H34 Doss, Brad rush for 33 yards to the MARY33, **1ST DOWN HILLS** (Martin, Brad).
H 1-10 M33 Woods, Chris rush for 1 yard to the MARY32 (Galyon, Drew).
H 2-9 M32 Doss, Brad rush for 3 yards to the MARY29 (Gaskin, Tyler).
H 3-6 M29 Tibbs, M. rush for 5 yards to the MARY24 (Oliver, Matt).
H 4-1 M24 *PENALTY HILLS false start 5 yards to the MARY29*.
H 4-6 M29 Doss, Brad rush for 5 yards to the MARY24 (Gaskin, Tyler).

---------- 6 plays, 47 yards, TOP 03:26 ----------

M 1-10 M24 MARYVILLE drive start at 03:01 (2nd).
M 1-10 M24 McCord, Chris rush for loss of 2 yards to the MARY22 (Houston, T.).
M 2-12 M22 Thompson, Cade pass complete to Martin, Brad for 21 yards to the MARY43, **1ST DOWN MARY** (Merritt, Justin).
M 1-10 M43 Thompson, Cade pass complete to McCord, Chris for 7 yards to the 50 yardline (Bryant, Calvin;Tibbs, M.).
M 2-3 M50 Timeout Maryville, clock 01:49.
M 2-3 M50 Thompson, Cade pass incomplete to Holt, Jacob.
M 3-3 M50 Thompson, Cade pass complete to Holt, Jacob for 3 yards to the HILLS47, **1ST DOWN MARY** (Russell, Chris).
M 1-10 H47 Thompson, Cade pass intercepted by Sterritt, R. at the HILLS27, Sterritt, R. return 3 yards to the HILLS30, Sterritt, R. for no gain to the HILLS30 (Gaskin, Tyler).

---------- 6 plays, 29 yards, TOP 01:30 ----------

H 1-10 H30 HILLSBORO drive start at 01:31 (2nd).
H 1-10 H30 Lee, Donald rush for loss of 3 yards to the HILLS27 (Parnell, Adam;Tipton, Lucas).
H 2-13 H27 Lee, Donald rush for 7 yards to the HILLS34 (Galyon, Drew;Clement, R.).
H 3-6 H34 Lee, Donald rush to the HILLS34, fumble by Lee, Donald recovered by MARY McKinney, Cole at HILLS33.

---------- 3 plays, 3 yards, TOP 01:21 ----------

M 1-10 H33 MARYVILLE drive start at 00:10 (2nd).
M 1-10 H33 Thompson, Cade pass incomplete to Holt, Jacob.
M 2-10 H33 Timeout Maryville, clock 00:02.
M 2-10 H33 Thompson, Cade pass intercepted by Marrow, Brian at the HILLS2, Marrow, Brian return 34 yards to the HILLS36 (Gaskin, Tyler).

---------- 2 plays, 0 yards, TOP 00:10 ----------

H 1-10 H36 HILLSBORO drive start at 00:00 (2nd).
H 1-10 H36 End of 1st half, clock 00:00.

===END OF 2nd QUARTER====
MARYVILLE 7, HILLSBORO 14
==========

Play-by-Play Summary (3rd quarter)

```
      H 1-10 H36   Start of 3rd quarter, clock 12:00.
      H 1-10 H36   Change of possession, MARY ball on MARY40, 1st and 10.

  M 1-10 M40   MARYVILLE drive start at 12:00 (3rd).

               Yarlett, Chris kickoff 52 yards to the HILLS8, Ewing, Jon return 18 yards to
               the HILLS26 (Galyon, Drew;Sanders, Chase).
      H 1-10 H26   HILLSBORO drive start at 12:00 (3rd).
      H 1-10 H26   Bryant, Calvin rush for 4 yards to the HILLS30 (Holt, Jacob).
      H 2-6  H30   Bryant, Calvin rush for 28 yards to the MARY42, 1ST DOWN HILLS
                   (Gaskin, Tyler;Martin, Brad).
      H 1-10 M42   Bryant, Calvin rush for 12 yards to the MARY30, 1ST DOWN HILLS
                   (Martin, Brad;Clement, R.).
      H 1-10 M30   Bryant, Calvin rush to the MARY30, fumble by Bryant, Calvin recovered by
                   HILLS Bryant, Calvin at MARY30.
      H 2-10 M30   Tibbs, M. rush for 1 yard to the MARY29 (Oliver, Matt).
      H 3-9  M29   Doss, Brad rush for 12 yards to the MARY17, 1ST DOWN HILLS
                   (Oliver, Matt).
      H 1-10 M17   Bryant, Calvin rush for 1 yard to the MARY16 (Holt, Jacob;Oliver, Matt).
      H 2-9  M16   Merritt, Justin rush for 1 yard to the MARY15 (Clement, R.).
      H 3-8  M15   Bryant, Calvin rush for 15 yards to the MARY0, 1ST DOWN HILLS,
                   TOUCHDOWN, clock 07:13.
                   Holt, Elliott kick attempt failed.

                                   =========================
                                   MARYVILLE 7, HILLSBORO 20
                                   =========================

--------------- 9 plays, 74 yards, TOP 04:47 ---------------

                   Holt, Elliott kickoff 54 yards to the MARY6, McCord, Chris return 16
                   yards to the MARY22 (Marrow, Brian).
  M 1-10 M22   MARYVILLE drive start at 07:13 (3rd).
  M 1-10 M22   Stewart, Carl rush for 7 yards to the MARY29 (Perkins, Graham).
  M 2-3  M29   Thompson, Cade pass complete to Gaskin, Tyler for 13 yards to the MARY42,
               1ST DOWN MARY (Tibbs, M.).
  M 1-10 M42   Stewart, Carl rush for 3 yards to the MARY45 (Sanders, Joe).
  M 2-7  M45   Thompson, Cade rush for 4 yards to the MARY49 (Scott, Bryan).
  M 3-3  M49   Thompson, Cade pass incomplete to Gaskin, Tyler (Sterritt, R.).
  M 4-3  M49   PENALTY HILLS offside 5 yards to the HILLS46, 1ST DOWN MARY.
  M 1-10 H46   Thompson, Cade pass complete to Martin, Brad for 24 yards to the HILLS22,
               1ST DOWN MARY (Merritt, Justin).
  M 1-10 H22   McCord, Chris rush for 5 yards to the HILLS17 (Perkins, Graham).
  M 2-5  H17   Stewart, Carl rush for 4 yards to the HILLS13 (Williams, D.;Clemons,
               Victor).
  M 3-1  H13   McCord, Chris rush for 6 yards to the HILLS7, 1ST DOWN MARY (Marrow,
               Brian).
  M 1-G  H07   McCord, Chris rush for 7 yards to the HILLS0, TOUCHDOWN, clock 03:55.
               Yarlett, Chris kick attempt good.

                                   ==========================
                                   MARYVILLE 14, HILLSBORO 20
                                   ==========================

--------------- 10 plays, 78 yards, TOP 03:18 ---------------

               Yarlett, Chris kickoff 52 yards to the HILLS8, Tibbs, M. return 27 yards to
               the HILLS35 (Sanders, Chase).
      H 1-10 H35   HILLSBORO drive start at 03:55 (3rd).
      H 1-10 H35   Bryant, Calvin rush for 2 yards to the HILLS37 (Tipton, Lucas).
      H 2-8  H37   Doss, Brad rush for 6 yards to the HILLS43 (Galyon, Drew).
```

H 3-2 H43 Timeout Hillsboro, clock 02:20.
H 3-2 H43 Bryant, Calvin rush for 4 yards to the HILLS47, **1ST DOWN HILLS** (Oliver, Matt).
H 1-10 H47 Bryant, Calvin rush for 3 yards to the 50 yardline (Tipton, Lucas;Garner, Dave).
H 2-7 H50 Woods, Chris rush for 3 yards to the MARY47 (Galyon, Drew;Tipton, Lucas).
H 3-4 M47 Bryant, Calvin rush for no gain to the MARY47 (Tipton, Lucas).
H 4-4 M47 Holt, Elliott punt 32 yards to the MARY15, Martin, Brad return 8 yards to the MARY23 (Scott, Bryan), *PENALTY HILLS IM declined*.

---------- 6 plays, 18 yards, TOP 03:15 ----------

M 1-10 M23 MARYVILLE drive start at 00:40 (3rd).
M 1-10 M23 McCord, Chris rush for loss of 4 yards to the MARY19 (Sanders, Joe).
M 2-14 M19 Thompson, Cade pass incomplete to Martin, Brad (Marrow, Brian).

====END OF 3rd QUARTER====
MARYVILLE 14, HILLSBORO 20
==========

Play-by-Play Summary (4th quarter)

```
  M 3-14 M19   Start of 4th quarter, clock 12:00.
  M 3-14 M19   Thompson, Cade pass intercepted by Vanderloop, E. at the MARY28, Vanderloop,
               E. return 15 yards to the MARY13 (Raulston, John).
--------------- 3 plays, minus 4 yards, TOP 00:49 ---------------

      H 1-10 M13   HILLSBORO drive start at 11:51 (4th).
      H 1-10 M13   Tibbs, M. rush for loss of 1 yard to the MARY14 (Hodge, Andrew;Galyon,
                   Drew).
      H 2-11 M14   Tibbs, M. rush for no gain to the MARY14 (Tipton, Lucas).
      H 3-11 M14   Bryant, Calvin rush for 11 yards to the MARY3, 1ST DOWN HILLS
                   (Tipton, Lucas;Garner, Dave).
      H 1-G  M03   Bryant, Calvin rush for 2 yards to the MARY1 (Hodge, Andrew).
      H 2-G  M01   Doss, Brad rush for no gain to the MARY1 (Headrick, Ryan;Gaskin, Tyler).
      H 3-G  M01   Bryant, Calvin rush for 1 yard to the MARY0, TOUCHDOWN, clock 08:58.
                   Tibbs, M. rush attempt failed.

                                    ==========================
                                    MARYVILLE 14, HILLSBORO 26
                                    ==========================

--------------- 6 plays, 13 yards, TOP 02:53 ---------------

                   Holt, Elliott kickoff 51 yards to the MARY9, McCord, Chris return 32
                   yards to the MARY41 (Williams, D.).
  M 1-10 M41   MARYVILLE drive start at 08:58 (4th).
  M 1-10 M41   Thompson, Cade pass incomplete to Martin, Brad.
  M 2-10 M41   Thompson, Cade pass complete to Gaskin, Tyler for 10 yards to the HILLS49,
               1ST DOWN MARY (Woods, Chris).
  M 1-10 H49   Holt, Jacob pass complete to Gaskin, Tyler for 49 yards to the HILLS0,
               1ST DOWN MARY, TOUCHDOWN, clock 08:10.
               Yarlett, Chris kick attempt good.

                                    ==========================
                                    MARYVILLE 21, HILLSBORO 26
                                    ==========================

--------------- 3 plays, 59 yards, TOP 00:48 ---------------

               Yarlett, Chris kickoff 12 yards to the HILLS48, on-side kick, recovered by
               MARY on HILLS48.
  M 1-10 H48   MARYVILLE drive start at 08:10 (4th).
  M 1-10 H48   Stewart, Carl rush for 5 yards to the HILLS43 (Tibbs, M.;Bryant, Calvin).
  M 2-5  H43   Stewart, Carl rush for 6 yards to the HILLS37, 1ST DOWN MARY (Tibbs,
               M.;Williams, D.).
  M 1-10 H37   Thompson, Cade pass incomplete to Gaskin, Tyler.
  M 2-10 H37   McCord, Chris rush for 14 yards to the HILLS23, 1ST DOWN MARY (Tibbs,
               M.).
  M 1-10 H23   Thompson, Cade pass incomplete to Holt, Jacob (Sterritt, R.).
  M 2-10 H23   Stewart, Carl rush for 2 yards to the HILLS21 (Houston, T.).
  M 3-8  H21   Thompson, Cade pass complete to McCord, Chris for 18 yards to the HILLS3,
               1ST DOWN MARY (Doss, Brad).
  M 1-G  H03   McCord, Chris rush for 2 yards to the HILLS1 (Tibbs, M.).
  M 2-G  H01   Stewart, Carl rush for no gain to the HILLS1 (McGee, Rasheed;Bryant,
               Calvin).
  M 3-G  H01   McCord, Chris rush for 1 yard to the HILLS0, TOUCHDOWN, clock 04:12.
               Thompson, Cade pass attempt to Gaskin, Tyler good.

                                    ==========================
                                    MARYVILLE 29, HILLSBORO 26
                                    ==========================
```

---------- 10 plays, 48 yards, TOP 03:58 ----------

Yarlett, Chris kickoff 43 yards to the HILLS17, out-of-bounds, HILLS ball on HILLS35.

H 1-10 H35 HILLSBORO drive start at 04:12 (4th).
H 1-10 H35 Doss, Brad pass incomplete to Sanders, Joe.
H 2-10 H35 Woods, Chris rush for 9 yards to the HILLS44.
H 3-1 H44 Doss, Brad rush for 4 yards to the HILLS48, **1ST DOWN HILLS** (Rang, Derek).
H 1-10 H48 Doss, Brad pass intercepted by Oliver, Matt at the MARY46, Oliver, Matt return 0 yards to the MARY46.

---------- 4 plays, 13 yards, TOP 00:36 ----------

M 1-10 M46 MARYVILLE drive start at 03:36 (4th).
M 1-10 M46 *PENALTY MARY false start 5 yards to the MARY41*.
M 1-15 M41 Stewart, Carl rush for 11 yards to the HILLS48 (Williams, D.).
M 2-4 H48 Stewart, Carl rush for no gain to the HILLS48 (Houston, T.).
M 3-4 H48 McCord, Chris rush for 2 yards to the HILLS46 (Bryant, Calvin).
M 4-2 H46 Timeout Hillsboro, clock 02:01.
M 4-2 H46 Timeout Maryville, clock 02:01.
M 4-2 H46 Yarlett, Chris punt 26 yards to the HILLS20, Marrow, Brian return -2 yards to the HILLS18 (Galyon, Drew;Rang, Derek).

---------- 3 plays, 8 yards, TOP 01:42 ----------

H 1-10 H18 HILLSBORO drive start at 01:54 (4th).
H 1-10 H18 Doss, Brad pass complete to Russell, Chris for 5 yards to the HILLS23, Lee, Donald for 1 yard to the HILLS24 (Clement, R.).
H 2-4 H24 Tibbs, M. rush for loss of 2 yards to the HILLS22 (Tipton, Lucas).
H 3-6 H22 Doss, Brad pass complete to Russell, Chris for 7 yards to the HILLS29, **1ST DOWN HILLS** (Parnell, Adam).
H 1-10 H29 Doss, Brad pass incomplete to Russell, Chris (Hodge, Andrew).
H 2-10 H29 Doss, Brad sacked for loss of 1 yard to the HILLS28 (Galyon, Drew).
H 3-11 H28 Doss, Brad pass complete to Lee, Donald for 10 yards to the HILLS38 (Holt, Jacob).
H 4-1 H38 Doss, Brad pass incomplete to Sanders, Joe.

---------- 8 plays, 20 yards, TOP 01:48 ----------

M 1-10 H38 MARYVILLE drive start at 00:06 (4th).
M 1-10 H38 Timeout Maryville, clock 00:06.
M 1-10 H38 Team rush for loss of 2 yards to the HILLS40.

---------- 1 plays, minus 2 yards, TOP 00:00 ----------

==========
MARYVILLE 29, HILLSBORO 26
==========

Play Breakdown Summary

Play Breakdown Summary (Final)
Maryville vs Hillsboro (Dec 07, 2002 at Murfreesboro, Tenn.)

Maryville

Down	RUN	PASS	Total
OVERALL.....	31	27	58
1ST DOWN.....	16	11	27
2ND DOWN-SHORT...	1	2	3
2ND DOWN-MIDDLE..	3	0	3
2ND DOWN-LONG....	7	6	13
3RD DOWN-SHORT...	2	0	2
3RD DOWN-MIDDLE..	1	2	3
3RD DOWN-LONG....	1	6	7
4TH DOWN.....	0	0	0

Hillsboro

Down	RUN	PASS	Total
OVERALL.....	48	8	56
1ST DOWN.....	19	4	23
2ND DOWN-SHORT...	1	0	1
2ND DOWN-MIDDLE..	5	0	5
2ND DOWN-LONG....	10	1	11
3RD DOWN-SHORT...	4	0	4
3RD DOWN-MIDDLE..	1	0	1
3RD DOWN-LONG....	6	2	8
4TH DOWN.....	2	1	3

Maryville

Formation	RUN	PASS	Total
.....	31	27	58

Hillsboro

Formation	RUN	PASS	Total
.....	48	8	56

Play Breakdown

Play Breakdown (Final)
Maryville vs Hillsboro (Dec 07, 2002 at Murfreesboro, Tenn.)

Maryville (Sorted by Play type)

1ST DOWN RUN (16 RUN, 11 PASS)

1-10	M15 #23	-3	[ ]
1-7	H07 #23	7	[ ]
1-10	M20 #23	29	[ ]
1-10	M23 #23	-4	[ ]
1-10	H24 #23	0	[ ]
1-10	H22 #23	5	[ ]
1-10	M24 #23	-2	[ ]
1-10	M06 #23	3	[ ]
1-3	H03 #23	2	[ ]
1-10	M19 #25	1	[ ]
1-10	H48 #25	5	[ ]
1-10	M42 #25	3	[ ]
1-10	M22 #25	7	[ ]
1-10	M50 #25	2	[ ]
1-15	M41 #25	11	[ ]
1-10	H38 #TM	-2	[ ]

1ST DOWN PASS

1-10	H47 #	INT	[ ]
1-10	H33 #14	-	[ ]
1-10	H23 #14	-	[ ]
1-10	M49 #23	27	[ ]
1-10	M43 #23	7	[ ]
1-10	H46 #4	24	[ ]
1-10	M41 #4	-	[ ]
1-10	M28 #9	22	[ ]
1-10	H37 #9	-	[ ]
1-10	H49 #9	49	[ ]
1-10	M20 #	SACK	[ ]

2ND-SHORT RUN (1 RUN, 2 PASS)

2-1	H01 #25	0	[ ]

2ND-SHORT PASS

2-3	M50 #14	-	[ ]
2-3	M29 #9	13	[ ]

2ND-MIDDLE RUN (3 RUN, 0 PASS)

2-5	H43 #25	6	[ ]
2-5	H17 #25	4	[ ]
2-4	H48 #25	0	[ ]

2ND-MIDDLE PASS

2ND-LONG RUN (7 RUN, 6 PASS)

2-13	M12 #23	6	[ ]
2-9	M20 #23	2	[ ]
2-8	H48 #23	0	[ ]
2-10	H37 #23	14	[ ]
2-7	M09 #25	10	[ ]
2-10	H23 #25	2	[ ]

2ND-LONG PASS

2-12	M22 #4	21	[ ]
2-14	M19 #4	-	[ ]
2-10	H33 #	INT	[ ]
2-10	H24 #9	-	[ ]
2-10	M41 #9	10	[ ]
2-15	M15 #	SACK	[ ]

```
2-7  M45 #7    4 [    ]

3RD-SHORT RUN  (2 RUN, 0 PASS)                                  3RD-SHORT PASS
3-1  H13 #23   6 [    ]
3-1  H01 #23   1 [    ]

3RD-MIDDLE RUN  (1 RUN, 2 PASS)                                 3RD-MIDDLE PASS
3-4  H48 #23   2 [    ]                                        3-3  M50 #14     3 [    ]
                                                                3-3  M49 #9      - [    ]

3RD-LONG RUN  (1 RUN, 6 PASS)                                   3RD-LONG PASS
3-7  M22 #25  -5 [    ]                                        3-24 M06 #14     - [    ]
                                                                3-8  H21 #23    18 [    ]
                                                                3-7  M18 #25     4 [    ]
                                                                3-8  H48 #4      - [    ]
                                                                3-14 M19 #     INT [    ]
                                                                3-10 H24 #9      6 [    ]

4TH DOWN RUN  (0 RUN, 0 PASS)                                   4TH DOWN PASS
```

Play Breakdown

```
                          Play Breakdown (Final)
              Maryville vs Hillsboro (Dec 07, 2002 at Murfreesboro, Tenn.)

                          Hillsboro (Sorted by Play type)

1ST DOWN RUN  (19 RUN, 4 PASS)                                  1ST DOWN PASS
1-6  M06 #10   6 [    ]                                         1-10 H29 #4      - [    ]
1-10 M17 #2    1 [    ]                                         1-10 H18 #4      5 [    ]
1-10 M30 #2    0 [    ]                                         1-10 H48 #     INT [    ]
1-10 M42 #2   12 [    ]                                         1-10 H35 #84     - [    ]
1-10 H26 #2    4 [    ]
1-10 H35 #2    2 [    ]
1-10 H47 #2    3 [    ]
1-3  M03 #2    2 [    ]
1-10 H32 #2    2 [    ]
1-10 H30 #23  -3 [    ]
1-10 M14 #3   14 [    ]
1-10 M30 #3   16 [    ]
1-10 M35 #3    5 [    ]
1-10 M20 #3   14 [    ]
1-10 M13 #3   -1 [    ]
1-10 M37 #3    4 [    ]
1-10 H29 #3    5 [    ]
1-10 H49 #7    2 [    ]
1-10 M33 #9    1 [    ]

2ND-SHORT RUN  (1 RUN, 0 PASS)                                  2ND-SHORT PASS
2-1  M01 #10   0 [    ]

2ND-MIDDLE RUN  (5 RUN, 0 PASS)                                 2ND-MIDDLE PASS
2-5  H34 #10  33 [    ]
2-5  M30 #2   10 [    ]
2-6  M33 #2    4 [    ]
2-6  H30 #2   28 [    ]
2-4  H24 #3   -2 [    ]

2ND-LONG RUN  (10 RUN, 1 PASS)                                  2ND-LONG PASS
2-8  H37 #10   6 [    ]                                         2-10 H29 #    SACK [    ]
2-9  M32 #10   3 [    ]
2-13 H27 #23   7 [    ]
2-8  H34 #3   15 [    ]
2-8  M49 #3    3 [    ]
```

```
2-11 M14 #3    0 [    ]
2-10 M30 #3    1 [    ]
2-9  M16 #7    1 [    ]
2-10 H35 #9    9 [    ]
2-7  H50 #9    3 [    ]

3RD-SHORT RUN  (4 RUN, 0 PASS)                                  3RD-SHORT PASS
3-1  H44 #10   4 [    ]
3-2  H43 #2    4 [    ]
3-1  M01 #2    1 [    ]
3-2  M29 #2   -1 [    ]

3RD-MIDDLE RUN  (1 RUN, 0 PASS)                                 3RD-MIDDLE PASS
3-4  M47 #2    0 [    ]

3RD-LONG RUN  (6 RUN, 2 PASS)                                   3RD-LONG PASS
3-9  M29 #10  12 [    ]                                         3-11 H28 #23    10 [    ]
3-5  M46 #10   3 [    ]                                         3-6  H22 #4      7 [    ]
3-8  M15 #2   15 [    ]
3-11 M14 #2   11 [    ]
3-6  H34 #23   0 [    ]
3-6  M29 #3    5 [    ]

4TH DOWN RUN  (2 RUN, 1 PASS)                                   4TH DOWN PASS
4-6  M29 #10   5 [    ]                                         4-1  H38 #84     - [    ]
4-3  M30 #3    2 [    ]
```

2001 Class 4A Football Playoffs

November 2 - December 1, 2001

Notes:

Box Score

Box Score (Final)
Hillsboro vs Maryville (Dec 01, 2001 at Murfreesboro, Tenn.)

Score by Quarters	1	2	3	4	Score	
Hillsboro.....	6	7	7	7	- 27	Record: (14-1)
Maryville.....	7	6	13	8	- 34	Record: (14-1)

Scoring Summary:
1st 05:31 MARY - Nick Giles 1 yd run (A. Baumann kick), 8-56 3:43, HILLS 0 - MARY 7
00:25 HILLS - Tim Gray 1 yd run (Elliott Holt kick failed), 11-66 5:06, HILLS 6 - MARY 7
2nd 02:58 MARY - Nick Giles 1 yd run (A. Baumann kick failed), 11-60 5:22, HILLS 6 - MARY 13
00:46 HILLS - Tim Gray 8 yd run (Elliott Holt kick), 8-81 2:12, HILLS 13 - MARY 13
3rd 04:58 MARY - Carl Stewart 14 yd run (A. Baumann kick), 7-62 2:18, HILLS 13 - MARY 20
03:29 MARY - Carl Stewart 12 yd run (H. Woodard kick failed), 3-30 0:37, HILLS 13 - MARY 26
02:14 HILLS - Tim Gray 5 yd run (Elliott Holt kick), 4-61 1:15, HILLS 20 - MARY 26
4th 07:41 MARY - Carl Stewart 11 yd run (T.J. Brock pass), 5-59 1:39, HILLS 20 - MARY 34
03:26 HILLS - Joe Sanders 40 yd pass from Tim Gray (Elliott Holt kick), 12-78 4:15, HILLS 27 - MARY 34

	HILLS	MARY
FIRST DOWNS.....	**16**	**20**
RUSHES-YARDS (NET).....	**42-274**	**47-275**
PASSING YDS (NET).....	**98**	**129**
Passes Att-Comp-Int.....	11-5-1	13-7-0
TOTAL OFFENSE PLAYS-YARDS.....	**53-372**	**60-404**
Fumble Returns-Yards.....	0-0	0-0
Punt Returns-Yards.....	0-0	2-15
Kickoff Returns-Yards.....	6-110	2-46
Interception Returns-Yards....	0-0	1-3
Punts (Number-Avg).....	3-34.7	2-39.0
Fumbles-Lost.....	1-1	0-0
Penalties-Yards.....	4-24	5-30
Possession Time.....	22:46	25:14
Sacks By: Number-Yards.....	2-18	0-0

RUSHING: Hillsboro-Brian Price 20-121; Chris Woods 5-86; Tim Gray 11-47; Darius Petty 5-14; M. Tibbs 1-6. Maryville-Carl Stewart 23-173; T.J. Brock 18-107; Nick Giles 6-minus 5.

PASSING: Hillsboro-Tim Gray 5-11-1-98. Maryville-Nick Giles 7-12-0-129; T.J. Brock 0-1-0-0.

RECEIVING: Hillsboro-Joe Sanders 1-40; Chris Russell 1-34; Brian Price 1-11; Aaron Scott 1-7;
Brian Morrow 1-6. Maryville-Brad Merritt 3-77; Jacob Holt 3-33; Tyler Gaskin 1-19.

INTERCEPTIONS: Hillsboro-None. Maryville-Andrew Hodge 1-3.

FUMBLES: Hillsboro-Chris Woods 1-1. Maryville-None.

Stadium: Floyd Stadium Attendance: 4313
Kickoff time: 3:35 PM End of Game: 5:59 Total elapsed time: 2:24
Officials: Referee: Ken Melton; Umpire: Larry Meadors; Linesman: Neil Hughes;
Line judge: Mike Green; Back judge: Mike Watson; Field judge: Kincaid (ECO);
Scorer: Layman/Morris;
Temperature: 56 Wind: Calm Weather: Partly Cloudy

Offensive MVP - Carl Stewart, Maryville
Defensive MVP - Walter Fisher, Hillsboro

Hillsboro vs Maryville (Dec 01, 2001 at Murfreesboro, Tenn.)

SACKS (UA-A): Hillsboro-Joe Sanders 1-0; M. Tibbs 1-0. Maryville-None.

TACKLES (UA-A): Hillsboro-Walter Fisher 9-5; Aaron Scott 7-4; Brian Morrow 3-4; M. Tibbs 2-3;
Calvin Bryant 1-4; Joe Sanders 3-1; John Henry 3-1; Chris Woods 3-0; Brian Price 2-1; Chris Russell
0-3; Chris Tabeling 1-1; Daniel Williams 1-1; Darius Petty 0-2; Justin Merritt 1-0; Tim Gray 1-0.
Maryville-Lucas Tipton 5-2; Colton Baker 4-3; Adam Henry 3-4; Andrew Heinrich 2-5; Drew Galyon 5-1;
Russell Clement 2-4; Ty Brock 2-2; Cole McKinney 1-3; Andrew Hodge 0-4; Matt Oliver 2-0; T.J. Brock
2-0; Dan Fondell 2-0; Brad Merritt 1-1; A. Baumann 1-0; Chris McCord 1-0; Derek Rang 0-1.

Player participation:

Hillsboro: 1-Tim Gray, 2-Calvin Bryant, 3-M. Tibbs, 4-Chris Russell, 5-Brian Morrow, 6-Walter Fisher, 7-Justin Merritt,
8-Colin Griffin, 9-Chris Woods, 18-Elliott Holt, 20-Darius Petty, 32-Brian Price, 63-Daniel Williams, 76-Chris Tabeling,
77-John Henry, 80-Aaron Scott, 84-Joe Sanders.

Maryville: 2-Drew Galyon, 4-Brad Merritt, 7-Jason Emert, 9-Tyler Gaskin, 10-A. Baumann, 11-H. Woodard, 13-Nick Giles,
14-Jacob Holt, 20-Adam Henry, 21-T.J. Brock, 23-Chris McCord, 25-Carl Stewart, 31-Colton Baker, 32-Lucas Tipton,
33-Russell Clement, 44-Ty Brock, 52-Matt Oliver, 53-Derek Rang, 64-Andrew Hodge, 76-Cole McKinney, 80-Andrew Heinrich,
82-Dan Fondell, 83-Ryan Jenkins.

Scoring Summary

Scoring Summary (Final)
2001 BLUECROSS BOWL
Hillsboro vs Maryville (Dec 01, 2001 at Murfreesboro, Tenn.)

Hillsboro (14-1) vs. Maryville (14-1)
Date: Dec 01, 2001 Site: Murfreesboro, Tenn. Stadium: Floyd Stadium
Attendance: 4313

Score by Quarters	**1**	**2**	**3**	**4**	**Score**
Hillsboro.....	6	7	7	7	- 27
Maryville.....	7	6	13	8	- 34

Scoring Summary:

1st 05:31 MARY - Nick Giles 1 yd run (A. Baumann kick)
8 plays, 56 yards, TOP 3:43, HILLS 0 - MARY 7
00:25 HILLS - Tim Gray 1 yd run (Elliott Holt kick failed)
11 plays, 66 yards, TOP 5:06, HILLS 6 - MARY 7
2nd 02:58 MARY - Nick Giles 1 yd run (A. Baumann kick failed)
11 plays, 60 yards, TOP 5:22, HILLS 6 - MARY 13
00:46 HILLS - Tim Gray 8 yd run (Elliott Holt kick)
8 plays, 81 yards, TOP 2:12, HILLS 13 - MARY 13
3rd 04:58 MARY - Carl Stewart 14 yd run (A. Baumann kick)
7 plays, 62 yards, TOP 2:18, HILLS 13 - MARY 20
03:29 MARY - Carl Stewart 12 yd run (H. Woodard kick failed)
3 plays, 30 yards, TOP 0:37, HILLS 13 - MARY 26
02:14 HILLS - Tim Gray 5 yd run (Elliott Holt kick)
4 plays, 61 yards, TOP 1:15, HILLS 20 - MARY 26
4th 07:41 MARY - Carl Stewart 11 yd run (T.J. Brock pass)
5 plays, 59 yards, TOP 1:39, HILLS 20 - MARY 34
03:26 HILLS - Joe Sanders 40 yd pass from Tim Gray (Elliott Holt kick)
12 plays, 78 yards, TOP 4:15, HILLS 27 - MARY 34

Kickoff time: 3:35 PM End of Game: 5:59 Total elapsed time: 2:24
Officials: Referee: Ken Melton; Umpire: Larry Meadors; Linesman: Neil Hughes;
Line judge: Mike Green; Back judge: Mike Watson; Field judge: Kincaid (ECO);
Scorer: Layman/Morris;
Temperature: 56 Wind: Calm Weather: Partly Cloudy

Offensive MVP - Carl Stewart, Maryville
Defensive MVP - Walter Fisher, Hillsboro

Team Statistics

Team Statistics (Final)
2001 BLUECROSS BOWL
Hillsboro vs Maryville (Dec 01, 2001 at Murfreesboro, Tenn.)

	HILLS	MARY
FIRST DOWNS	**16**	**20**
Rushing	13	14
Passing	3	6
Penalty	0	0
Rushing Attempts	42	47
Yards Gained Rushing	276	296
Yards Lost Rushing	2	21
NET YARDS RUSHING	**274**	**275**
NET YARDS PASSING	**98**	**129**
Passes Attempted	11	13
Passes Completed	5	7
Had Intercepted	1	0
TOTAL OFFENSIVE PLAYS	**53**	**60**
TOTAL NET YARDS	**372**	**404**
Average Gain Per Play	7.0	6.7
Fumbles: Number-Lost	1-1	0-0
Penalties: Number-Yards	4-24	5-30
Number of Punts-Yards	3-104	2-78
Average Per Punt	34.7	39.0
Punt Returns: Number-Yards	0-0	2-15
Kickoff Returns: Number-Yards	6-110	2-46
Interceptions: Number-Yards	0-0	1-3
Fumble Returns: Number-Yards	0-0	0-0
Miscellaneous Yards	0	0
Possession Time	22:46	25:14
Third-Down Conversions	6 of 10	3 of 8
Fourth-Down Conversions	1 of 1	1 of 2
Sacks By: Number-Yards	2-18	0-0

Individual Statistics

Individual Statistics (Final)
2001 BLUECROSS BOWL
Hillsboro vs Maryville (Dec 01, 2001 at Murfreesboro, Tenn.)

Hillsboro

Rushing	No	Gain	Loss	Net	TD	Lg	Avg
Brian Price	20	122	1	121	0	39	6.1
Chris Woods	5	86	0	86	0	64	17.2
Tim Gray	11	47	0	47	3	13	4.3
Darius Petty	5	15	1	14	0	11	2.8
M. Tibbs	1	6	0	6	0	6	6.0
Totals...	42	276	2	274	3	64	6.5

Passing	Att-Cmp-Int	Yds	TD	Long	Sck
Tim Gray	11-5-1	98	1	40	0
Totals...	11-5-1	98	1	40	0

Receiving	No.	Yds	TD	Long
Joe Sanders	1	40	1	40
Chris Russell	1	34	0	34
Brian Price	1	11	0	11
Aaron Scott	1	7	0	7
Brian Morrow	1	6	0	6
Totals...	5	98	1	40

Punting	No.	Yds	Avg	Long	In20
Elliott Holt	3	104	34.7	40	0
Totals...	3	104	34.7	40	0

	Punts			Kickoffs			Intercept		
All Returns	No.	Yds.	Lg	No.	Yds.	Lg	No.	Yds.	Lg
Aaron Scott	0	0	0	1	13	13	0	0	0
Darius Petty	0	0	0	3	54	26	0	0	0
Chris Woods	0	0	0	2	43	34	0	0	0
Totals...	0	0	0	6	110	34	0	0	0

Field goal attempts

Maryville

Rushing	No	Gain	Loss	Net	TD	Lg	Avg
Carl Stewart	23	173	0	173	3	25	7.5
T.J. Brock	18	110	3	107	0	27	5.9
Nick Giles	6	13	18	-5	2	8	-0.8
Totals...	47	296	21	275	5	27	5.9

Passing	Att-Cmp-Int	Yds	TD	Long	Sck
Nick Giles	12-7-0	129	0	32	2
T.J. Brock	1-0-0	0	0	0	0
Totals...	13-7-0	129	0	32	2

Receiving	No.	Yds	TD	Long
Brad Merritt	3	77	0	32
Jacob Holt	3	33	0	12
Tyler Gaskin	1	19	0	19
Totals...	7	129	0	32

Punting	No.	Yds	Avg	Long	In20
Jason Emert	2	78	39.0	49	1
Totals...	2	78	39.0	49	1

	Punts			Kickoffs			Intercept		
All Returns	No.	Yds.	Lg	No.	Yds.	Lg	No.	Yds.	Lg
Chris McCord	0	0	0	1	32	32	0	0	0
Russell Clement	2	15	9	1	14	14	0	0	0
Andrew Hodge	0	0	0	0	0	0	1	3	3
Totals...	2	15	9	2	46	32	1	3	3

Field goal attempts

FUMBLES: Hillsboro-Chris Woods 1-1. Maryville-None.

Drive Chart

Drive Chart (Final)
2001 BLUECROSS BOWL
Hillsboro vs Maryville (Dec 01, 2001 at Murfreesboro, Tenn.)

	Drive Started				Drive Ended				Consumed	
Team	**Qtr**	**Spot**	**Time**	**Obtained**	**Spot**	**Time**	**How Lost**		**Pl-Yds**	**TOP**
HILLS	1st	H13	12:00	Kickoff	H33	09:14	Punt		4-20	02:46
HILLS	1st	H34	05:31	Kickoff	M00	00:25	*TOUCHDOWN		11-66	05:06#
HILLS	2nd	H17	09:50	Punt	H20	08:20	Punt		3-3	01:30
HILLS	2nd	H19	02:58	Kickoff	M00	00:46	*TOUCHDOWN		8-81	02:12#
HILLS	3rd	H40	12:00	Possession	H40	12:00	Kickoff		0-0	00:00
HILLS	3rd	H21	10:00	Punt	M38	07:16	Fumble		6-41	02:44
HILLS	3rd	H33	04:58	Kickoff	H32	04:06	Interception		2--1	00:52
HILLS	3rd	H39	03:29	Kickoff	M00	02:14	*TOUCHDOWN		4-61	01:15#
HILLS	4th	H25	11:26	Downs	H33	09:20	Punt		3-8	02:06
HILLS	4th	H22	07:41	Kickoff	M00	03:26	*TOUCHDOWN		12-78	04:15
MARY	1st	M35	12:00	Possession	M35	12:00	Kickoff		0-0	00:00
MARY	1st	M44	09:14	Punt	H00	05:31	*TOUCHDOWN		8-56	03:43#
MARY	1st	M34	00:25	Kickoff	H46	09:50	Punt		5-20	02:35
MARY	2nd	M40	08:20	Punt	H00	02:58	*TOUCHDOWN		11-60	05:22#
MARY	2nd	M20	00:46	Kickoff	M28	00:00	End of half		2-8	00:46
MARY	3rd	M40	12:00	Kickoff	M30	10:00	Punt		3--10	02:00
MARY	3rd	M38	07:16	Fumble	H00	04:58	*TOUCHDOWN		7-62	02:18#
MARY	3rd	H30	04:06	Interception	H00	03:29	*TOUCHDOWN		3-30	00:37#
MARY	3rd	M20	02:14	Kickoff	H25	11:26	Downs		9-55	02:48
MARY	4th	M41	09:20	Punt	H00	07:41	*TOUCHDOWN		5-59	01:39#
MARY	4th	M49	03:26	Kickoff	H08	00:00	End of half		7-43	03:26#

HILLS	**1st Qtr**	**2nd Qtr**	**3rd Qtr**	**4th Qtr**	**1st Half**	**2nd Half**	**Total**
Time of possession	07:52	03:42	04:51	06:21	11:34	11:12	22:46
3rd Down Conversions	1/2	2/3	1/1	2/4	3/5	3/5	6/10
Avg Field Position	H23	H18	H31	H23	H20	H28	H24
4th Down Conversions	0/0	0/0	0/0	1/1	0/0	1/1	1/1

MARY	**1st Qtr**	**2nd Qtr**	**3rd Qtr**	**4th Qtr**	**1st Half**	**2nd Half**	**Total**
Time of possession	04:08	08:18	07:09	05:39	12:26	12:48	25:14
3rd Down Conversions	1/1	1/3	1/2	0/2	2/4	1/4	3/8
Avg Field Position	M39	M30	M42	M45	M34	M43	M39
4th Down Conversions	0/0	1/1	0/0	0/1	1/1	0/1	1/2

Drive Chart (By Quarter)

		Drive Started			Drive Ended			Consumed	
Team	**Qtr**	**Spot**	**Time**	**Obtained**	**Spot**	**Time**	**How Lost**	**Pl-Yds**	**TOP**
MARY	1st	M35	12:00	Possession	M35	12:00	Kickoff	0-0	00:00
HILLS	1st	H13	12:00	Kickoff	H33	09:14	Punt	4-20	02:46
MARY	1st	M44	09:14	Punt	H00	05:31	*TOUCHDOWN	8-56	03:43#
HILLS	1st	H34	05:31	Kickoff	M00	00:25	*TOUCHDOWN	11-66	05:06#
MARY	1st	M34	00:25	Kickoff	H46	09:50	Punt	5-20	02:35
HILLS	2nd	H17	09:50	Punt	H20	08:20	Punt	3-3	01:30
MARY	2nd	M40	08:20	Punt	H00	02:58	*TOUCHDOWN	11-60	05:22#
HILLS	2nd	H19	02:58	Kickoff	M00	00:46	*TOUCHDOWN	8-81	02:12#
MARY	2nd	M20	00:46	Kickoff	M28	00:00	End of half	2-8	00:46
HILLS	3rd	H40	12:00	Possession	H40	12:00	Kickoff	0-0	00:00
MARY	3rd	M40	12:00	Kickoff	M30	10:00	Punt	3--10	02:00
HILLS	3rd	H21	10:00	Punt	M38	07:16	Fumble	6-41	02:44
MARY	3rd	M38	07:16	Fumble	H00	04:58	*TOUCHDOWN	7-62	02:18#
HILLS	3rd	H33	04:58	Kickoff	H32	04:06	Interception	2--1	00:52
MARY	3rd	H30	04:06	Interception	H00	03:29	*TOUCHDOWN	3-30	00:37#
HILLS	3rd	H39	03:29	Kickoff	M00	02:14	*TOUCHDOWN	4-61	01:15#
MARY	3rd	M20	02:14	Kickoff	H25	11:26	Downs	9-55	02:48
HILLS	4th	H25	11:26	Downs	H33	09:20	Punt	3-8	02:06
MARY	4th	M41	09:20	Punt	H00	07:41	*TOUCHDOWN	5-59	01:39#
HILLS	4th	H22	07:41	Kickoff	M00	03:26	*TOUCHDOWN	12-78	04:15
MARY	4th	M49	03:26	Kickoff	H08	00:00	End of half	7-43	03:26#

Defensive Statistics

Defensive Statistics (Final)
2001 BLUECROSS BOWL
Hillsboro vs Maryville (Dec 01, 2001 at Murfreesboro, Tenn.)

Hillsboro

##	Player	Solo	Ast	Tot	TFL/Yds	FF	FR-Yd	Intc	PD	Blkd	Sack/Yds	QH
6	Walter Fisher	9	5	14	.	.	.	.	.	.	/	.
80	Aaron Scott	7	4	11	1/1	.	.	.	.	.	/	.
5	Brian Morrow	3	4	7	.	.	.	.	.	.	/	.
3	M. Tibbs	2	3	5	1/8	.	.	.	.	.	1/8	.
2	Calvin Bryant	1	4	5	.	.	.	.	.	.	/	.
77	John Henry	3	1	4	1/2	.	.	.	1	.	/	.
84	Joe Sanders	3	1	4	1/10	.	.	.	1	.	1/10	.
9	Chris Woods	3	.	3	.	.	.	.	.	.	/	.
32	Brian Price	2	1	3	.	.	.	.	.	.	/	.
4	Chris Russell	.	3	3	1/0	.	.	.	2	.	/	.
76	Chris Tabeling	1	1	2	.	.	.	.	.	.	/	.
63	Daniel Williams	1	1	2	.	.	.	.	.	.	/	.
20	Darius Petty	.	2	2	.	.	.	.	.	.	/	.
1	Tim Gray	1	.	1	.	.	.	.	.	.	/	.
7	Justin Merritt	1	.	1	.	.	.	.	.	.	/	.

Maryville

##	Player	Solo	Ast	Tot	TFL/Yds	FF	FR-Yd	Intc	PD	Blkd	Sack/Yds	QH
32	Lucas Tipton	5	2	7	.	.	1-0	.	.	.	/	.
31	Colton Baker	4	3	7	.	.	.	.	.	.	/	.
20	Adam Henry	3	4	7	.	.	.	.	1	.	/	.
80	Andrew Heinrich	2	5	7	1/1	.	.	.	.	.	/	.
2	Drew Galyon	5	1	6	.	.	.	.	.	.	/	.
33	Russell Clement	2	4	6	1/1	.	.	.	1	.	/	.
44	Ty Brock	2	2	4	1/0	.	.	.	.	.	/	.
76	Cole McKinney	1	3	4	.	.	.	.	.	.	/	.
64	Andrew Hodge	.	4	4	.	.	.	1-3	1	.	/	.
52	Matt Oliver	2	.	2	.	.	.	.	.	.	/	.
21	T.J. Brock	2	.	2	.	.	.	.	.	.	/	.
82	Dan Fondell	2	.	2	.	.	.	.	.	.	/	.
4	Brad Merritt	1	1	2	.	.	.	.	.	.	/	.
23	Chris McCord	1	.	1	.	1	.	.	.	.	/	.
10	A. Baumann	1	.	1	.	.	.	.	.	.	/	.
53	Derek Rang	.	1	1	.	.	.	.	.	.	/	.

Play-by-Play Summary (1st Quarter)

```
  H 1-10 H40   Change of possession, MARY ball on MARY35, 1st and 10.

                   A. Baumann kickoff 61 yards to the HILLS4, Chris Woods return 9 yards to
                   the HILLS13 (Drew Galyon).
  H 1-10 H13   HILLSBORO drive start at 12:00 (1st).
  H 1-10 H13   Brian Price rush for 11 yards to the HILLS24, 1ST DOWN HILLS (Adam Henry).
  H 1-10 H24   Brian Price rush for 2 yards to the HILLS26 (Cole McKinney;Andrew Heinrich).
  H 2-8  H26   Darius Petty rush for no gain to the HILLS26 (Andrew Heinrich;Andrew Hodge).
  H 3-8  H26   Tim Gray pass complete to Aaron Scott for 7 yards to the HILLS33 (T.J. Brock).
  H 4-1  H33   Elliott Holt punt 29 yards to the MARY38, Russell Clement return 6 yards to
               the MARY44 (Chris Woods).
--------------- 4 plays, 20 yards, TOP 02:46 ---------------
      M 1-10 M44   MARYVILLE drive start at 09:14 (1st).
      M 1-10 M44   PENALTY MARY false start 5 yards to the MARY39.
      M 1-15 M39   Carl Stewart rush for 7 yards to the MARY46 (Brian Price;John Henry).
      M 2-8  M46   Nick Giles sacked for loss of 8 yards to the MARY38 (M. Tibbs).
      M 3-16 M38   Nick Giles pass complete to Brad Merritt for 26 yards to the HILLS36,
                   1ST DOWN MARY.
      M 1-10 H36   T.J. Brock rush for 1 yard to the HILLS35 (Calvin Bryant;Darius Petty).
      M 2-9  H35   Carl Stewart rush for 10 yards to the HILLS25, 1ST DOWN MARY
                   (Brian Morrow).
      M 1-10 H25   T.J. Brock rush for 17 yards to the HILLS8, 1ST DOWN MARY (Aaron Scott).
      M 1-G  H08   PENALTY HILLS offside 4 yards to the HILLS4.
      M 1-G  H04   T.J. Brock rush for 3 yards to the HILLS1 (Walter Fisher;Brian Morrow).
      M 2-G  H01   Nick Giles rush for 1 yard to the HILLS0, TOUCHDOWN, clock 05:31.
                   A. Baumann kick attempt good.
                                       ========================
                                       HILLSBORO 0, MARYVILLE 7
                                       ========================
--------------- 8 plays, 56 yards, TOP 03:43 ---------------
                   A. Baumann kickoff 60 yards to the HILLS0, Chris Woods return 34 yards
                   to the HILLS34 (A. Baumann).
  H 1-10 H34   HILLSBORO drive start at 05:31 (1st).
  H 1-10 H34   Tim Gray rush for 6 yards to the HILLS40 (Drew Galyon).
  H 2-4  H40   M. Tibbs rush for 6 yards to the HILLS46, 1ST DOWN HILLS (Adam
               Henry;Andrew Heinrich).
  H 1-10 H46   Tim Gray rush for 4 yards to the 50 yardline (Cole McKinney).
  H 2-6  H50   Brian Price rush for 1 yard to the MARY49 (Ty Brock).
  H 3-5  M49   Tim Gray rush for 13 yards to the MARY36, 1ST DOWN HILLS (T.J. Brock).
  H 1-10 M36   Brian Price rush for 12 yards to the MARY24, 1ST DOWN HILLS (Adam
               Henry;Lucas Tipton).
  H 1-10 M24   Darius Petty rush for 11 yards to the MARY13, 1ST DOWN HILLS (Drew Galyon).
  H 1-10 M13   Brian Price rush for 4 yards to the MARY9 (Cole McKinney;Russell Clement).
  H 2-6  M09   Brian Price rush for 8 yards to the MARY1, 1ST DOWN HILLS (Russell
               Clement;Drew Galyon).
  H 1-G  M01   Brian Price rush for no gain to the MARY1 (Lucas Tipton).
  H 2-G  M01   Tim Gray rush for 1 yard to the MARY0, TOUCHDOWN, clock 00:25.
               Elliott Holt kick attempt failed.
                                       ========================
                                       HILLSBORO 6, MARYVILLE 7
                                       ========================
--------------- 11 plays, 66 yards, TOP 05:06 ---------------
               Elliott Holt kickoff 40 yards to the MARY20, Russell Clement return 14 yards
               to the MARY34 (Aaron Scott).
      M 1-10 M34   MARYVILLE drive start at 00:25 (1st).
      M 1-10 M34   T.J. Brock rush for 2 yards to the MARY36 (M. Tibbs).

                                       ===END OF 1st QUARTER===
                                       HILLSBORO 6, MARYVILLE 7
                                       ========================
```

Play-by-Play Summary (2nd quarter)

```
      M 2-8  M36   Start of 2nd quarter, clock 12:00.
      M 2-8  M36   Nick Giles pass complete to Jacob Holt for 11 yards to the MARY47,
                   1ST DOWN MARY (Brian Morrow;Darius Petty).
      M 1-10 M47   Carl Stewart rush for 2 yards to the MARY49 (Walter Fisher;Calvin
                   Bryant).
      M 2-8  M49   Carl Stewart rush for 5 yards to the HILLS46 (Walter Fisher).
      M 3-3  H46   Nick Giles pass incomplete to Tyler Gaskin.
      M 4-3  H46   Jason Emert punt 29 yards to the HILLS17, downed.
--------------- 5 plays, 20 yards, TOP 02:35 ---------------

  H 1-10 H17   HILLSBORO drive start at 09:50 (2nd).
  H 1-10 H17   Brian Price rush for 2 yards to the HILLS19 (Ty Brock).
  H 2-8  H19   Brian Price rush for 1 yard to the HILLS20 (Derek Rang;Ty Brock).
  H 3-7  H20   Tim Gray pass incomplete to Darius Petty.
  H 4-7  H20   Elliott Holt punt 40 yards to the MARY40, out-of-bounds.
--------------- 3 plays, 3 yards, TOP 01:30 ---------------

      M 1-10 M40   MARYVILLE drive start at 08:20 (2nd).
      M 1-10 M40   Carl Stewart rush for 9 yards to the MARY49 (Aaron Scott).
      M 2-1  M49   Carl Stewart rush for 9 yards to the HILLS42, 1ST DOWN MARY (Joe
                   Sanders;M. Tibbs).
      M 1-10 H42   T.J. Brock rush for loss of 1 yard to the HILLS43 (Aaron Scott;Chris
                   Russell).
      M 2-11 H43   Nick Giles pass complete to Jacob Holt for 10 yards to the HILLS33
                   (Brian Morrow;Walter Fisher).
      M 3-1  H33   Carl Stewart rush for 4 yards to the HILLS29, 1ST DOWN MARY
                   (Walter Fisher).
      M 1-10 H29   PENALTY MARY false start 5 yards to the HILLS34.
      M 1-15 H34   PENALTY MARY false start 5 yards to the HILLS39.
      M 1-20 H39   T.J. Brock rush for 1 yard to the HILLS38 (Walter Fisher;Chris
                   Tabeling).
      M 2-19 H38   Nick Giles pass complete to Brad Merritt for 32 yards to the HILLS6,
                   1ST DOWN MARY (Aaron Scott).
      M 1-G  H06   T.J. Brock rush for 4 yards to the HILLS2 (Walter Fisher).
      M 2-G  H02   T.J. Brock rush for 1 yard to the HILLS1 (Walter Fisher).
      M 3-G  H01   T.J. Brock rush for no gain to the HILLS1 (Joe Sanders).
      M 4-G  H01   Nick Giles rush for 1 yard to the HILLS0, TOUCHDOWN, clock 02:58.
                   A. Baumann kick attempt failed.

                                  =========================
                                  HILLSBORO 6, MARYVILLE 13
                                  =========================

--------------- 11 plays, 60 yards, TOP 05:22 ---------------

                   A. Baumann kickoff 50 yards to the HILLS10, Darius Petty return 9 yards
                   to the HILLS19 (Dan Fondell).
  H 1-10 H19   HILLSBORO drive start at 02:58 (2nd).
  H 1-10 H19   PENALTY HILLS false start 5 yards to the HILLS14.
  H 1-15 H14   Tim Gray rush for no gain to the HILLS14 (Colton Baker).
  H 2-15 H14   Tim Gray pass incomplete to Chris Russell.
  H 3-15 H14   Brian Price rush for 39 yards to the MARY47, 1ST DOWN HILLS (Adam
               Henry;Lucas Tipton).
  H 1-10 M47   Darius Petty rush for 2 yards to the MARY45 (Andrew Heinrich).
  H 2-8  M45   Tim Gray pass complete to Chris Russell for 34 yards to the MARY11, 1ST
               DOWN HILLS (Russell Clement).
  H 1-10 M11   Chris Woods rush for 1 yard to the MARY10 (Andrew Heinrich).
  H 2-9  M10   Timeout Hillsboro, clock 01:01.
  H 2-9  M10   Tim Gray rush for 2 yards to the MARY8 (Andrew Heinrich;Andrew Hodge).
  H 3-7  M08   Timeout Hillsboro, clock 00:51.
  H 3-7  M08   Tim Gray rush for 8 yards to the MARY0, 1ST DOWN HILLS, TOUCHDOWN,
```

clock 00:46.
Elliott Holt kick attempt good.

==========
HILLSBORO 13, MARYVILLE 13
==========

---------- 8 plays, 81 yards, TOP 02:12 ----------

Elliott Holt kickoff 60 yards to the MARY0, touchback.

M 1-10	M20	MARYVILLE drive start at 00:46 (2nd).
M 1-10	M20	T.J. Brock rush for 1 yard to the MARY21 (Brian Price).
M 2-9	M21	Carl Stewart rush for 7 yards to the MARY28 (Calvin Bryant).
M 3-2	M28	End of 1st half, clock 00:00.

====END OF 2nd QUARTER====
HILLSBORO 13, MARYVILLE 13
==========

Play-by-Play Summary (3rd quarter)

```
      M 3-2  M28   Start of 3rd quarter, clock 12:00.
      M 3-2  M28   Change of possession, HILLS ball on HILLS40, 1st and 10.
--------------- 2 plays, 8 yards, TOP 00:46 ---------------

  H 1-10 H40   HILLSBORO drive start at 12:00 (3rd).

               Elliott Holt kickoff 52 yards to the MARY8, Chris McCord return 32 yards to
               the MARY40 (Aaron Scott).
      M 1-10 M40   MARYVILLE drive start at 12:00 (3rd).
      M 1-10 M40   Carl Stewart rush for no gain to the MARY40 (Walter Fisher).
      M 2-10 M40   Nick Giles sacked for loss of 10 yards to the MARY30 (Joe Sanders).
      M 3-20 M30   Nick Giles pass incomplete to Brad Merritt (Joe Sanders).
      M 4-20 M30   Jason Emert punt 49 yards to the HILLS21, downed.
--------------- 3 plays, minus 10 yards, TOP 02:00 ---------------

  H 1-10 H21   HILLSBORO drive start at 10:00 (3rd).
  H 1-10 H21   Brian Price rush for 4 yards to the HILLS25 (Lucas Tipton).
  H 2-6  H25   Brian Price rush for 2 yards to the HILLS27 (Colton Baker).
  H 3-4  H27   Tim Gray pass complete to Brian Price for 11 yards to the HILLS38, 1ST
               DOWN HILLS.
  H 1-10 H38   Brian Price rush for 13 yards to the MARY49, 1ST DOWN HILLS (Adam
               Henry).
  H 1-10 M49   Brian Price rush for 5 yards to the MARY44 (Colton Baker;Russell Clement).
  H 2-5  M44   Chris Woods rush to the MARY40, fumble forced by Chris McCord, fumble by
               Chris Woods recovered by MARY Lucas Tipton at MARY38.
--------------- 6 plays, 41 yards, TOP 02:44 ---------------

      M 1-10 M38   MARYVILLE drive start at 07:16 (3rd).
      M 1-10 M38   T.J. Brock rush for 8 yards to the MARY46 (Walter Fisher).
      M 2-2  M46   Nick Giles pass complete to Jacob Holt for 12 yards to the HILLS42,
                   1ST DOWN MARY (Chris Russell;Aaron Scott).
      M 1-10 H42   Nick Giles pass incomplete to T.J. Brock.
      M 2-10 H42   Carl Stewart rush for 6 yards to the HILLS36 (Brian Price).
      M 3-4  H36   Nick Giles pass complete to Brad Merritt for 19 yards to the HILLS17,
                   1ST DOWN MARY (Aaron Scott).
      M 1-10 H17   Nick Giles rush for 3 yards to the HILLS14 (Brian Morrow).
      M 2-7  H14   Carl Stewart rush for 14 yards to the HILLS0, 1ST DOWN MARY,
                   TOUCHDOWN, clock 04:58.
                   A. Baumann kick attempt good, PENALTY HILLS roughing the kicker
                   declined.

                                   ==========================
                                   HILLSBORO 13, MARYVILLE 20
                                   ==========================

--------------- 7 plays, 62 yards, TOP 02:18 ---------------

                   H. Woodard kickoff 53 yards to the HILLS7, Darius Petty return 26 yards
                   to the HILLS33 (Drew Galyon).
  H 1-10 H33   HILLSBORO drive start at 04:58 (3rd).
  H 1-10 H33   Brian Price rush for loss of 1 yard to the HILLS32 (Andrew Heinrich;Ty
               Brock).
  H 2-11 H32   Tim Gray pass intercepted by Andrew Hodge at the HILLS33, Andrew Hodge
               return 3 yards to the HILLS30 (Chris Tabeling).
--------------- 2 plays, minus 1 yards, TOP 00:52 ---------------

      M 1-10 H30   MARYVILLE drive start at 04:06 (3rd).
      M 1-10 H30   Nick Giles pass incomplete to Brad Merritt (Chris Russell).
      M 2-10 H30   Carl Stewart rush for 18 yards to the HILLS12, 1ST DOWN MARY
                   (Brian Morrow;Aaron Scott).
      M 1-10 H12   Carl Stewart rush for 12 yards to the HILLS0, 1ST DOWN MARY,
```

TOUCHDOWN, clock 03:29.
H. Woodard kick attempt failed.

==========
HILLSBORO 13, MARYVILLE 26
==========

---------- 3 plays, 30 yards, TOP 00:37 ----------

H. Woodard kickoff 34 yards to the HILLS26, Aaron Scott return 13 yards to the HILLS39 (Dan Fondell).

H 1-10 H39 HILLSBORO drive start at 03:29 (3rd).
H 1-10 H39 Tim Gray pass incomplete to Joe Sanders (Adam Henry).
H 2-10 H39 Tim Gray rush for 2 yards to the HILLS41 (Lucas Tipton), *PENALTY HILLS holding 10 yards to the HILLS31*.
H 2-18 H31 2nd and 18.
H 2-18 H31 Chris Woods rush for 64 yards to the MARY5, **1ST DOWN HILLS** (Colton Baker).
H 1-G M05 Tim Gray rush for 5 yards to the MARY0, TOUCHDOWN, clock 02:14.
Elliott Holt kick attempt good.

==========
HILLSBORO 20, MARYVILLE 26
==========

---------- 4 plays, 61 yards, TOP 01:15 ----------

Elliott Holt kickoff 60 yards to the MARY0, touchback.

M 1-10 M20 MARYVILLE drive start at 02:14 (3rd).
M 1-10 M20 T.J. Brock rush for 17 yards to the MARY37, **1ST DOWN MARY** (Aaron Scott;M. Tibbs).
M 1-10 M37 T.J. Brock rush for 3 yards to the MARY40 (John Henry).
M 2-7 M40 Carl Stewart rush for 7 yards to the MARY47, **1ST DOWN MARY** (Calvin Bryant;Chris Russell).
M 1-10 M47 Nick Giles pass complete to Tyler Gaskin for 19 yards to the HILLS34, **1ST DOWN MARY** (Justin Merritt).
M 1-10 H34 *PENALTY HILLS offside 5 yards to the HILLS29*.
M 1-5 H29 Carl Stewart rush for 3 yards to the HILLS26 (Daniel Williams).

====END OF 3rd QUARTER====
HILLSBORO 20, MARYVILLE 26
==========

Play-by-Play Summary (4th quarter)

```
      M 2-2  H26   Start of 4th quarter, clock 12:00.
      M 2-2  H26   T.J. Brock pass incomplete to Jacob Holt (Chris Russell).
      M 3-2  H26   Timeout Hillsboro, clock 11:51.
      M 3-2  H26   Carl Stewart rush for 2 yards to the HILLS24, clock 11:42, PENALTY
                   MARY holding 10 yards to the HILLS34.
      M 3-10 H34   Nick Giles rush for 8 yards to the HILLS26 (Aaron Scott).
      M 4-2  H26   Timeout Maryville, clock 11:33.
      M 4-2  H26   T.J. Brock rush for 1 yard to the HILLS25 (Walter Fisher), PENALTY
                   MARY holding declined.
--------------- 9 plays, 55 yards, TOP 02:48 ---------------

  H 1-10 H25   HILLSBORO drive start at 11:26 (4th).
  H 1-10 H25   Brian Price rush for 3 yards to the HILLS28 (Colton Baker;Cole McKinney).
  H 2-7  H28   Tim Gray rush for 4 yards to the HILLS32 (Colton Baker).
  H 3-3  H32   Brian Price rush for 1 yard to the HILLS33 (Lucas Tipton).
  H 4-2  H33   Elliott Holt punt 35 yards to the MARY32, Russell Clement return 9 yards to
               the MARY41 (Walter Fisher).
--------------- 3 plays, 8 yards, TOP 02:06 ---------------

      M 1-10 M41   MARYVILLE drive start at 09:20 (4th).
      M 1-10 M41   Carl Stewart rush for 5 yards to the MARY46 (Walter Fisher;Daniel
                   Williams).
      M 2-5  M46   T.J. Brock rush for 16 yards to the HILLS38, 1ST DOWN MARY (Chris Woods).
      M 1-10 H38   Nick Giles pass incomplete (John Henry).
      M 2-10 H38   T.J. Brock rush for 27 yards to the HILLS11, 1ST DOWN MARY (Brian
                   Morrow).
      M 1-10 H11   Carl Stewart rush for 11 yards to the HILLS0, 1ST DOWN MARY,
                   TOUCHDOWN, clock 07:41.
      M 1-G  H03   Timeout Maryville, clock 07:41.
                   Nick Giles pass attempt to T.J. Brock good.

                                        ==========================
                                        HILLSBORO 20, MARYVILLE 34
                                        ==========================

--------------- 5 plays, 59 yards, TOP 01:39 ---------------

                   A. Baumann kickoff 57 yards to the HILLS3, Darius Petty return 19 yards
                   to the HILLS22 (Drew Galyon).
  H 1-10 H22   HILLSBORO drive start at 07:41 (4th).
  H 1-10 H22   Brian Price rush for 2 yards to the HILLS24 (Colton Baker;Andrew Hodge).
  H 2-8  H24   Tim Gray pass incomplete to Joe Sanders.
  H 3-8  H24   Brian Price rush for 11 yards to the HILLS35, 1ST DOWN HILLS (Brad
               Merritt;Russell Clement).
  H 1-10 H35   Tim Gray pass incomplete to Chris Russell (Russell Clement).
  H 2-10 H35   Chris Woods rush for 12 yards to the HILLS47, 1ST DOWN HILLS (Adam Henry).
  H 1-10 H47   Darius Petty rush for 2 yards to the HILLS49 (Lucas Tipton).
  H 2-8  H49   Tim Gray pass complete to Brian Morrow for 6 yards to the MARY45 (Matt
               Oliver).
  H 3-2  M45   Brian Price rush for 1 yard to the MARY44 (Matt Oliver).
  H 4-1  M44   Tim Gray rush for 2 yards to the MARY42, 1ST DOWN HILLS (Brad Merritt).
  H 1-10 M42   Chris Woods rush for 3 yards to the MARY39 (Andrew Hodge;Adam Henry).
  H 2-7  M39   Darius Petty rush for loss of 1 yard to the MARY40 (Russell Clement).
  H 3-8  M40   Tim Gray pass complete to Joe Sanders for 40 yards to the MARY0, 1ST DOWN
               HILLS, TOUCHDOWN, clock 03:26.
               Elliott Holt kick attempt good.

                                        ==========================
                                        HILLSBORO 27, MARYVILLE 34
                                        ==========================

--------------- 12 plays, 78 yards, TOP 04:15 ---------------
```

Elliott Holt kickoff 11 yards to the MARY49, on-side kick, recovered by MARY on MARY49.

M 1-10 M49 MARYVILLE drive start at 03:26 (4th).
M 1-10 M49 Carl Stewart rush for 3 yards to the HILLS48 (Calvin Bryant;M. Tibbs).
M 2-7 H48 T.J. Brock rush for 8 yards to the HILLS40, **1ST DOWN MARY** (Walter Fisher).
M 1-10 H40 Carl Stewart rush for 3 yards to the HILLS37 (John Henry).
M 2-7 H37 Timeout Hillsboro, clock 02:13.
M 2-7 H37 T.J. Brock rush for 22 yards to the HILLS15 (Justin Merritt), *PENALTY MARY illegal shift 5 yards to the HILLS42*, NO PLAY.
M 2-12 H42 Carl Stewart rush for 25 yards to the HILLS17, **1ST DOWN MARY** (Chris Woods).
M 1-10 H17 T.J. Brock rush for loss of 2 yards to the HILLS19 (John Henry).
M 2-12 H19 Timeout Hillsboro, clock 01:27.
M 2-12 H19 Carl Stewart rush for 8 yards to the HILLS11 (Joe Sanders).
M 3-4 H11 Carl Stewart rush for 3 yards to the HILLS8 (Tim Gray).
M 4-1 H08 End of 2nd half, clock 00:00.

---------- 7 plays, 43 yards, TOP 03:26 ----------

========FINAL SCORE=======
HILLSBORO 27, MARYVILLE 34
==========

2000 Class 4A Football Playoffs

November 3 - December 2, 2000

First Round

R1 #1	Elizabethton (6-4)	26
	Game 101 Sun. Dec. 3 7 PM	
R2 #4	Cocke Co. (4-6)	8
R2 #2	Greeneville (6-4)	49
	Game 102 Fri. Nov. 3 7 PM	
R1 #3	Sullivan Central (3-7)	8
R1 #2	Tennessee (7-3)	42
	Game 103 Fri. Nov. 3 7 PM	
R2 #3	David Crockett (7-3)	20
R1 #4	Sullivan South (2-8)	14
	Game 104 Fri. Nov. 3 7 PM	
R2 #1	Morristown West (10-0)	45
R3 #1	Knoxville Central (9-1)	48
	Game 105 Fri. Nov. 3 7 PM	
R4 #4	East Ridge (5-5)	18
R4 #2	Rhea Co. (5-5)	55
	Game 106 Fri. Nov. 3 7 PM	
R3 #3	Anderson Co. (5-5)	20
R3 #2	Maryville (6-4)	24
	Game 107 Fri. Nov. 3 7 PM	
R4 #3	Hixson (6-4)	21
R3 #4	Knoxville Halls (4-6)	21
	Game 108 Fri. Nov. 3 7 PM	
R4 #1	Cleveland (8-2)	16
R5 #1	Hillsboro (10-0)	43
	Game 109 Fri. Nov. 3 7 PM	
R6 #4	Clarksville Northwest (5-5)	7
R6 #2	Clarksville (9-1)	34
	Game 110 Fri. Nov. 3 7 PM	
R5 #3	Tullahoma (7-3)	26
R5 #2	Smyrna (8-2)	31
	Game 111 Fri. Nov. 3 7 PM	
R6 #3	Stratford (6-4)	12
R5 #4	Shelbyville (6-4)	15
	Game 112 Fri. Nov. 3 7 PM	
R6 #1	Whites Creek (7-3)	20
R7 #1	J. North Side (8-2)	21
	Game 113 Fri. Nov. 3 7 PM	
R8 #4	Fairley (6-4)	13
R8 #2	Memphis East (9-1)	30
	Game 114 Fri. Nov. 3 7 PM	
R7 #3	Dyersburg (6-4)	10
R7 #2	Haywood (7-3)	20
	Game 115 Fri. Nov. 3 7 PM	
R8 #3	Trezevant (5-4)	24
R7 #4	Hardin Co. (6-4)	14
	Game 116 Fri. Nov. 3 7 PM	
R8 #1	Melrose (9-4)	34

Second Round

Elizabethton	0	
Game 201 Fri. Nov. 10 7 PM		
Greeneville	25	
Tennessee	7	
Game 202 Fri. Nov. 10 7 PM		
Morristown West	21	
Knoxville Central	10	
Game 203 Fri. Nov. 10 7 PM		
Rhea Co.	17	
Maryville	21	
Game 204 Fri. Nov. 10 7 PM		
Knoxville Halls	3	
Hillsboro	28	
Game 205 Fri. Nov. 10 7 PM		
Clarksville	0	
Smyrna	20	
Game 206 Fri. Nov. 10 7 PM		
Whites Creek	0	
J. North Side	13	
Game 207 Fri. Nov. 10 7 PM		
Memphis East	42	
Trezevant	12	
Game 208 Fri. Nov. 10 7 PM		
Melrose	20	

Quarterfinals

Greeneville	38	
Game 301 Fri. Nov. 17 7 PM		
Morristown West	21	
Rhea Co.	6	
Game 302 Fri. Nov. 17 7 PM		
Maryville	21	
Hillsboro	19	
Game 303 Fri. Nov. 17 7 PM		
Smyrna	13	
Memphis East	20	
Game 304 Fri. Nov. 17 7 PM		
Melrose	16	

Semifinals

Greeneville	12	
Game 401 Sat. Nov. 25 7 PM		
Maryville	28	
Hillsboro	15	
Game 402 Sat. Nov. 25 7 PM		
Memphis East	44	

Championship

Maryville	33	
Game 501 Sat. Dec. 2 3:30 PM BlueCross Bowl @ MTSU		
Memphis East	14	

Maryville

STATE CHAMPION

Notes:

Box Score

Box Score (Final)
Maryville vs Memphis East (Dec. 2, 2000 at Murfreesboro, TN)

Score by Quarters	**1**	**2**	**3**	**4**	**Score**	
Maryville.....	0	12	14	7	- 33	Record: (11-4)
Memphis East.....	8	0	6	0	- 14	Record: (13-2)

Scoring Summary:
1st 05:34 MEMPHIS - WRIGHT, B. 25 yd run (DICKERSON, K. rush), 12-76 6:26, MHS 0 - MEMPHIS 8
2nd 02:29 MHS - BROCK, T.J. 5 yd run (BROCK, T.J. rush failed), 8-29 3:42, MHS 6 - MEMPHIS 8
00:34 MHS - WILKS, S. 5 yd run (GILES, N. pass failed), 5-14 1:40, MHS 12 - MEMPHIS 8
3rd 09:22 MHS - HARRIS, K. 92 yd interception return (BAUMAN, A. kick), , MHS 19 - MEMPHIS 8
06:48 MEMPHIS - SALLIS, A. 4 yd run (SALLIS, A. rush failed), 5-50 2:34, MHS 19 - MEMPHIS 14
03:26 MHS - GILES, N. 1 yd run (BAUMAN, A. kick), 7-61 3:22, MHS 26 - MEMPHIS 14
4th 02:31 MHS - BROCK, T.J. 2 yd run (BAUMAN, A. kick), 14-66 6:54, MHS 33 - MEMPHIS 14

	MHS	MEMPHIS
FIRST DOWNS.....	**15**	**5**
RUSHES-YARDS (NET).....	**48-238**	**31-90**
PASSING YDS (NET).....	**10**	**62**
Passes Att-Comp-Int.....	6-3-1	8-3-2
TOTAL OFFENSE PLAYS-YARDS.....	**54-248**	**39-152**
Fumble Returns-Yards.....	0-0	1-6
Punt Returns-Yards.....	2-9	1-0
Kickoff Returns-Yards.....	3-41	4-72
Interception Returns-Yards....	2-140	1-16
Punts (Number-Avg).....	1-15.0	4-28.8
Fumbles-Lost.....	3-2	5-1
Penalties-Yards.....	3-15	7-56
Possession Time.....	24:45	22:38
Sacks By: Number-Yards.....	1-6	2-7

RUSHING: Maryville-BROCK, T.J. 30-183; PACIFICO, S. 2-23; WILKS, S. 4-15; BRAKEBILL, D. 2-13;
STEWART, C. 3-6; HARRIS, K. 1-3; GILES, N. 5-minus 2; CARPER, B. 1-minus 3. Memphis East-SALLIS, A.
8-42; DICKERSON, K. 12-38; WRIGHT, B. 1-25; BEARD, J. 2-minus 1; PRICE, L. 8-minus 14.

PASSING: Maryville-GILES, N. 3-5-1-10; WILKS, S. 0-1-0-0. Memphis East-PRICE, L. 3-8-2-62.

RECEIVING: Maryville-BROCK, T.J. 2-11; WILKS, S. 1-minus 1. Memphis East-BEARD, J. 2-55; WRIGHT, B. 1-7.

INTERCEPTIONS: Maryville-WILKS, S. 1-48; HARRIS, K. 1-92. Memphis East-BEARD, J. 1-16.

FUMBLES: Maryville-WILKS, S. 1-0; GILES, N. 1-1; BROCK, T.J. 1-1. Memphis East-PRICE, L. 3-0;
RODGERS, T. 1-1; DICKERSON, K. 1-0.

Stadium: Floyd Attendance: 5892
Kickoff time: 3:30 End of Game: 5:43 Total elapsed time: 2:13
Officials: Referee: Don Hutcheson; Umpire: Danny Huffaker;
Linesman: Vic Howard; Line judge: Daryl Kizer; Back judge: Jim Fox;
Scorer: Morris & Layman;
Temperature: 38 Wind: NNE 12 Weather: Snow Showers

Offensive MVP: T.J. Brock, Maryville
Defensive MVP: Kyle Harris, Maryville

Maryville vs Memphis East (Dec. 2, 2000 at Murfreesboro, TN)

SACKS (UA-A): Maryville-O'DONNELL, C. 0-1; WELLS, C. 0-1. Memphis East-CRAFT, D. 1-0; WOODARD, J. 1-0.

TACKLES (UA-A): Maryville-PACIFICO, S. 9-1; GREENFIELD, M. 4-0; BAKER, C. 2-2; WELLS, C. 2-1;
BROCK, T. 1-2; GOSS, B. 1-2; MURPHY, W. 1-1; WILKS, S. 1-1; PEARSON, R. 1-1; O'DONNELL, C. 1-1;
HARRIS, M. 1-0; SILCOX, B. 1-0; HEINRICH, A. 1-0; MCKINNEY, C. 1-0; HARRIS, K. 1-0; MERRITT, B. 1-0.
Memphis East-SHELTON, K. 7-4; JOHNSON, A. 2-5; TURNER, Q. 5-1; WOODARD, J. 4-2; JENKINS, B. 3-3; 41
3-3; CRAFT, D. 3-1; DICKERSON, K. 3-1; WRIGHT, B. 2-0; BEARD, J. 2-0; PRICE, L. 2-0; SALLIS, A. 1-1;
RODGERS, T. 1-0; HAYSLETT, C. 1-0; WILLIAMS, B. 1-0; REMUS, C. 0-1.

Player participation:

Maryville: 3-WILKS, S., 4-MERRITT, B., 5-WELLS, C., 7-EMERT, J., 8-PEARSON, R., 9-GREENFIELD, M., 10-BAUMAN, A., 11-WOODARD, H.,
13-GILES, N., 21-BROCK, T.J., 22-SILCOX, B., 24-CARPER, B., 25-STEWART, C., 28-BRAKEBILL, D., 30-HARRIS, K., 31-BAKER, C.,
32-TIPTON, L., 33-CLEMENT, R., 41-PACIFICO, S., 46-MURPHY, W., 50-BROCK, T., 52-OLIVER, M., 62-GOSS, B., 63-HARRIS, M.,
70-O'DONNELL, C., 76-MCKINNEY, C., 80-HEINRICH, A..

Memphis East: 7-PRICE, L., 9-WRIGHT, B., 11-SHELTON, K., 22-DICKERSON, K., 32-BEARD, J., 35-SMITH, C., 45-SALLIS, A.,
54-RODGERS, T., 55-WILLIAMS, B., 57-JOHNSON, A., 60-TURNER, Q., 64-HAYSLETT, C., 70-WOODARD, J., 76-JENKINS, B., 84-REMUS, C.,
86-CRAFT, D..

Scoring Summary

Scoring Summary (Final)
2000 BLUECROSS BOWL
Maryville vs Memphis East (Dec. 2, 2000 at Murfreesboro, TN)

Maryville (11-4) vs. Memphis East (13-2)
Date: Dec. 2, 2000 Site: Murfreesboro, TN Stadium: Floyd
Attendance: 5892

Score by Quarters	**1**	**2**	**3**	**4**	**Score**
Maryville.....	0	12	14	7	- 33
Memphis East.....	8	0	6	0	- 14

Scoring Summary:

1st 05:34 MEMPHIS - WRIGHT, B. 25 yd run (DICKERSON, K. rush)
12 plays, 76 yards, TOP 6:26, MHS 0 - MEMPHIS 8
2nd 02:29 MHS - BROCK, T.J. 5 yd run (BROCK, T.J. rush failed)
8 plays, 29 yards, TOP 3:42, MHS 6 - MEMPHIS 8
00:34 MHS - WILKS, S. 5 yd run (GILES, N. pass failed)
5 plays, 14 yards, TOP 1:40, MHS 12 - MEMPHIS 8
3rd 09:22 MHS - HARRIS, K. 92 yd interception return (BAUMAN, A. kick)
MHS 19 - MEMPHIS 8
06:48 MEMPHIS - SALLIS, A. 4 yd run (SALLIS, A. rush failed)
5 plays, 50 yards, TOP 2:34, MHS 19 - MEMPHIS 14
03:26 MHS - GILES, N. 1 yd run (BAUMAN, A. kick)
7 plays, 61 yards, TOP 3:22, MHS 26 - MEMPHIS 14
4th 02:31 MHS - BROCK, T.J. 2 yd run (BAUMAN, A. kick)
14 plays, 66 yards, TOP 6:54, MHS 33 - MEMPHIS 14

Kickoff time: 3:30 End of Game: 5:43 Total elapsed time: 2:13
Officials: Referee: Don Hutcheson; Umpire: Danny Huffaker;
Linesman: Vic Howard; Line judge: Daryl Kizer; Back judge: Jim Fox;
Scorer: Morris & Layman;
Temperature: 38 Wind: NNE 12 Weather: Snow Showers

Offensive MVP: T.J. Brock, Maryville
Defensive MVP: Kyle Harris, Maryville

Team Statistics

Team Statistics (Final)
2000 BLUECROSS BOWL
Maryville vs Memphis East (Dec. 2, 2000 at Murfreesboro, TN)

	MHS	MEMPHIS
FIRST DOWNS.....	**15**	**5**
Rushing.....	10	4
Passing.....	1	1
Penalty.....	4	0
Rushing Attempts.....	48	31
Yards Gained Rushing.....	255	122
Yards Lost Rushing.....	17	32
NET YARDS RUSHING.....	**238**	**90**
NET YARDS PASSING.....	**10**	**62**
Passes Attempted.....	6	8
Passes Completed.....	3	3
Had Intercepted.....	1	2
TOTAL OFFENSIVE PLAYS.....	**54**	**39**
TOTAL NET YARDS.....	**248**	**152**
Average Gain Per Play.....	4.6	3.9
Fumbles: Number-Lost.....	3-2	5-1
Penalties: Number-Yards.....	3-15	7-56
Number of Punts-Yards.....	1-15	4-115
Average Per Punt.....	15.0	28.8
Punt Returns: Number-Yards....	2-9	1-0
Kickoff Returns: Number-Yards.	3-41	4-72
Interceptions: Number-Yards...	2-140	1-16
Fumble Returns: Number-Yards..	0-0	1-6
Miscellaneous Yards.....	0	0
Possession Time.....	24:45	22:38
Third-Down Conversions.....	3 of 8	3 of 10
Fourth-Down Conversions.....	1 of 2	1 of 3
Sacks By: Number-Yards.....	1-6	2-7

Individual Statistics

Individual Statistics (Final)
2000 BLUECROSS BOWL
Maryville vs Memphis East (Dec. 2, 2000 at Murfreesboro, TN)

Maryville

Rushing	No	Gain	Loss	Net	TD	Lg	Avg
BROCK, T.J.	30	183	0	183	2	39	6.1
PACIFICO, S.	2	23	0	23	0	22	11.5
WILKS, S.	4	15	0	15	1	5	3.8
BRAKEBILL, D.	2	13	0	13	0	10	6.5
STEWART, C.	3	8	2	6	0	7	2.0
HARRIS, K.	1	3	0	3	0	3	3.0
GILES, N.	5	10	12	-2	1	9	-0.4
CARPER, B.	1	0	3	-3	0	0	-3.0
Totals...	48	255	17	238	4	39	5.0

Passing	Att-Cmp-Int	Yds	TD	Long	Sck
GILES, N.	5-3-1	10	0	9	2
WILKS, S.	1-0-0	0	0	0	0
Totals...	6-3-1	10	0	9	2

Receiving	No.	Yds	TD	Long
BROCK, T.J.	2	11	0	9
WILKS, S.	1	-1	0	0
Totals...	3	10	0	9

Punting	No.	Yds	Avg	Long	In20
EMERT, J.	1	15	15.0	15	0
Totals...	1	15	15.0	15	0

	Punts			Kickoffs			Intercept		
All Returns	No.	Yds.	Lg	No.	Yds.	Lg	No.	Yds.	Lg
BROCK, T.J.	0	0	0	1	-2	0	0	0	0
WILKS, S.	2	9	14	0	0	0	1	48	48
HARRIS, K.	0	0	0	0	0	0	1	92	92
CLEMENT, R.	0	0	0	2	43	24	0	0	0
Totals...	2	9	14	3	41	24	2	140	92

Field goal attempts

Memphis East

Rushing	No	Gain	Loss	Net	TD	Lg	Avg
SALLIS, A.	8	42	0	42	1	12	5.2
DICKERSON, K.	12	40	2	38	0	9	3.2
WRIGHT, B.	1	25	0	25	1	25	25.0
BEARD, J.	2	1	2	-1	0	1	-0.5
PRICE, L.	8	14	28	-14	0	7	-1.8
Totals...	31	122	32	90	2	25	2.9

Passing	Att-Cmp-Int	Yds	TD	Long	Sck
PRICE, L.	8-3-2	62	0	54	1
Totals...	8-3-2	62	0	54	1

Receiving	No.	Yds	TD	Long
BEARD, J.	2	55	0	54
WRIGHT, B.	1	7	0	7
Totals...	3	62	0	54

Punting	No.	Yds	Avg	Long	In20
PRICE, L.	4	115	28.8	34	0
Totals...	4	115	28.8	34	0

	Punts			Kickoffs			Intercept		
All Returns	No.	Yds.	Lg	No.	Yds.	Lg	No.	Yds.	Lg
BEARD, J.	0	0	0	0	0	0	1	16	16
WRIGHT, B.	0	0	0	2	38	20	0	0	0
RODGERS, T.	1	0	0	0	0	0	0	0	0
PRICE, L.	0	0	0	2	34	31	0	0	0
Totals...	1	0	0	4	72	31	1	16	16

Field goal attempts

FUMBLES: Maryville-BROCK, T.J. 1-1; WILKS, S. 1-0; GILES, N. 1-1. Memphis East-PRICE, L. 3-0; DICKERSON, K. 1-0; RODGERS, T. 1-1.

Drive Chart

Drive Chart (Final)
2000 BLUECROSS BOWL
Maryville vs Memphis East (Dec. 2, 2000 at Murfreesboro, TN)

	Drive Started				Drive Ended				Consumed	
Team	**Qtr**	**Spot**	**Time**	**Obtained**	**Spot**	**Time**	**How Lost**		**Pl-Yds**	**TOP**
MHS	1st	M33	05:34	Kickoff	E39	04:17	Interception		3-28	01:17
MHS	1st	M26	01:38	Punt	E35	10:55	Fumble		9-39	02:43
MHS	2nd	M44	08:45	Punt	E44	06:11	Punt		5-12	02:34
MHS	2nd	E29	06:11	Fumble	E00	02:29	*TOUCHDOWN		8-29	03:42
MHS	2nd	E14	02:14	Interception	E00	00:34	*TOUCHDOWN		5-14	01:40
MHS	3rd	M14	00:00	Kickoff	M12	12:00	Fumble		0--2	00:00
MHS	3rd	E00	09:22	Interception	E00	09:22	*TOUCHDOWN		0-0	00:00
MHS	3rd	M39	06:48	Kickoff	E00	03:26	*TOUCHDOWN		7-61	03:22
MHS	3rd	M46	01:20	Punt	E31	10:47	Downs		6-23	02:33
MHS	4th	M34	09:25	Punt	E00	02:31	*TOUCHDOWN		14-66	06:54
MHS	4th	E28	00:37	Downs	E31	00:00			1--3	00:00
MEMPHIS	1st	E24	12:00	Kickoff	M00	05:34	*TOUCHDOWN		12-76	06:26
MEMPHIS	1st	E43	04:17	Interception	E42	01:38	Punt		3--1	02:39
MEMPHIS	2nd	E35	10:55	Fumble	E36	08:45	Punt		3-1	02:10
MEMPHIS	2nd	E29	00:00	Punt	E29	06:11	Fumble		0-0	00:00
MEMPHIS	2nd	E42	02:29	Kickoff	E42	02:14	Interception		1-0	00:15
MEMPHIS	2nd	E36	00:34	Kickoff	E32	12:00	End of half		1--4	00:34
MEMPHIS	3rd	M12	12:00	Fumble	M04	09:22	Interception		4-8	02:38
MEMPHIS	3rd	E50	09:22	Kickoff	M00	06:48	*TOUCHDOWN		5-50	02:34
MEMPHIS	3rd	E28	03:26	Kickoff	E31	01:20	Punt		3-3	02:06
MEMPHIS	4th	E31	10:47	Downs	E35	09:25	Punt		3-4	01:22
MEMPHIS	4th	E27	02:31	Kickoff	E28	00:37	Downs		4-1	01:54

MHS	**1st Qtr**	**2nd Qtr**	**3rd Qtr**	**4th Qtr**	**1st Half**	**2nd Half**	**Total**
Time of possession	02:55	09:01	04:42	08:07	11:56	12:49	24:45
3rd Down Conversions	0/0	3/5	0/0	0/3	3/5	0/3	3/8
Avg Field Position	M29	E33	M42	M34	E48	M39	M47
4th Down Conversions	0/0	0/0	0/0	1/2	0/0	1/2	1/2

MEMPHIS	**1st Qtr**	**2nd Qtr**	**3rd Qtr**	**4th Qtr**	**1st Half**	**2nd Half**	**Total**
Time of possession	09:05	02:59	07:18	03:16	12:04	10:34	22:38
3rd Down Conversions	2/4	0/1	1/3	0/2	2/5	1/5	3/10
Avg Field Position	E33	E37	M45	E29	E36	E44	E40
4th Down Conversions	1/1	0/0	0/1	0/1	1/1	0/2	1/3

Drive Chart (By Quarter)

		Drive Started			Drive Ended			Consumed	
Team	**Qtr**	**Spot**	**Time**	**Obtained**	**Spot**	**Time**	**How Lost**	**Pl-Yds**	**TOP**
MEMPHIS	1st	E24	12:00	Kickoff	M00	05:34	*TOUCHDOWN	12-76	06:26
MHS	1st	M33	05:34	Kickoff	E39	04:17	Interception	3-28	01:17
MEMPHIS	1st	E43	04:17	Interception	E42	01:38	Punt	3--1	02:39
MHS	1st	M26	01:38	Punt	E35	10:55	Fumble	9-39	02:43
MEMPHIS	2nd	E35	10:55	Fumble	E36	08:45	Punt	3-1	02:10
MHS	2nd	M44	08:45	Punt	E44	06:11	Punt	5-12	02:34
MEMPHIS	2nd	E29	00:00	Punt	E29	06:11	Fumble	0-0	00:00
MHS	2nd	E29	06:11	Fumble	E00	02:29	*TOUCHDOWN	8-29	03:42
MEMPHIS	2nd	E42	02:29	Kickoff	E42	02:14	Interception	1-0	00:15
MHS	2nd	E14	02:14	Interception	E00	00:34	*TOUCHDOWN	5-14	01:40
MEMPHIS	2nd	E36	00:34	Kickoff	E32	12:00	End of half	1--4	00:34
MHS	3rd	M14	00:00	Kickoff	M12	12:00	Fumble	0--2	00:00
MEMPHIS	3rd	M12	12:00	Fumble	M04	09:22	Interception	4-8	02:38
MHS	3rd	E00	09:22	Interception	E00	09:22	*TOUCHDOWN	0-0	00:00
MEMPHIS	3rd	E50	09:22	Kickoff	M00	06:48	*TOUCHDOWN	5-50	02:34
MHS	3rd	M39	06:48	Kickoff	E00	03:26	*TOUCHDOWN	7-61	03:22
MEMPHIS	3rd	E28	03:26	Kickoff	E31	01:20	Punt	3-3	02:06
MHS	3rd	M46	01:20	Punt	E31	10:47	Downs	6-23	02:33
MEMPHIS	4th	E31	10:47	Downs	E35	09:25	Punt	3-4	01:22
MHS	4th	M34	09:25	Punt	E00	02:31	*TOUCHDOWN	14-66	06:54
MEMPHIS	4th	E27	02:31	Kickoff	E28	00:37	Downs	4-1	01:54
MHS	4th	E28	00:37	Downs	E31	00:00		1--3	00:00

Defensive Statistics

Defensive Statistics (Final)
2000 BLUECROSS BOWL
Maryville vs Memphis East (Dec. 2, 2000 at Murfreesboro, TN)

Maryville

##	Player	UT	AT	Total	ForLoss	FF	FR-Yd	Intc	PD	Blkd	Sack/Yds	QH
41	PACIFICO, S.	9	1	10	.	2	.	.	.	.	/	.
9	GREENFIELD, M.	4	.	4	.	.	.	.	.	.	/	.
31	BAKER, C.	2	2	4	.	.	.	.	.	.	/	.
5	WELLS, C.	2	1	3	2-10	.	.	.	.	.	1/6	.
50	BROCK, T.	1	2	3	1-2	.	.	.	.	.	/	.
62	GOSS, B.	1	2	3	1-2	.	.	.	.	.	/	.
8	PEARSON, R.	1	1	2	.	.	.	.	.	.	/	.
70	O'DONNELL, C.	1	1	2	1-6	.	.	.	.	.	1/6	.
3	WILKS, S.	1	1	2	.	.	.	1-48	1	.	/	.
46	MURPHY, W.	1	1	2	.	.	.	.	.	.	/	.
63	HARRIS, M.	1	.	1	.	.	.	.	.	.	/	.
22	SILCOX, B.	1	.	1	.	.	.	.	.	.	/	.
76	MCKINNEY, C.	1	.	1	.	.	.	.	.	.	/	.
30	HARRIS, K.	1	.	1	.	.	1-0	1-92	2	.	/	.
4	MERRITT, B.	1	.	1	.	.	.	.	.	.	/	.
80	HEINRICH, A.	1	.	1	.	.	.	.	.	.	/	.

Memphis East

##	Player	UT	AT	Total	ForLoss	FF	FR-Yd	Intc	PD	Blkd	Sack/Yds	QH
11	SHELTON, K.	7	4	11	1-2	.	.	.	1	.	/	.
57	JOHNSON, A.	2	5	7	.	.	.	.	.	.	/	.
60	TURNER, Q.	5	1	6	.	.	.	.	.	.	/	.
70	WOODARD, J.	4	2	6	2-9	1	.	.	.	.	1/6	.
41	41	3	3	6	.	.	.	.	.	.	/	.
76	JENKINS, B.	3	3	6	.	.	1-6	.	.	.	/	.
86	CRAFT, D.	3	1	4	1-1	.	.	.	.	.	1/1	.
22	DICKERSON, K.	3	1	4	.	.	.	.	.	.	/	.
32	BEARD, J.	2	.	2	.	.	.	1-16	1	.	/	.
9	WRIGHT, B.	2	.	2	.	.	.	.	.	.	/	.
7	PRICE, L.	2	.	2	1-1	.	.	.	.	.	/	.
45	SALLIS, A.	1	1	2	.	.	.	.	.	.	/	.
64	HAYSLETT, C.	1	.	1	.	.	.	.	.	.	/	.
55	WILLIAMS, B.	1	.	1	.	.	.	.	.	.	/	.
54	RODGERS, T.	1	.	1	.	.	.	.	.	.	/	.
84	REMUS, C.	.	1	1	.	.	.	.	.	.	/	.
35	SMITH, C.	.	.	.	.	.	1-0	.	.	.	/	.

Quickie Statistics

Quickie Statistics (Final)
Maryville vs Memphis East (Dec. 2, 2000 at Murfreesboro, TN)

	MHS	MEMPHIS
Score.....	33	14
FIRST DOWNS.....	**15**	**5**
RUSHES-YARDS (NET).....	**48-238**	**31-90**
PASSING YDS (NET).....	**10**	**62**
Passes Att-Comp-Int.....	6-3-1	8-3-2
TOTAL OFFENSE PLAYS-YARDS.....	**54-248**	**39-152**
Fumble Returns-Yards.....	0-0	1-6
Punt Returns-Yards.....	2-9	1-0
Kickoff Returns-Yards.....	3-41	4-72
Interception Returns-Yards....	2-140	1-16
Punts (Number-Avg).....	1-15.0	4-28.8
Fumbles-Lost.....	3-2	5-1
Penalties-Yards.....	3-15	7-56
Possession Time.....	24:45	22:38

Maryville

Rushing	No	Yds	TD	Lg	Avg
BROCK, T.J.	30	183	2	39	6.1
PACIFICO, S.	2	23	0	22	11.5
WILKS, S.	4	15	1	5	3.8
BRAKEBILL, D.	2	13	0	10	6.5

Passing	Att-Cmp-Int	Yds	TD	Lng
GILES, N.	5-3-1	10	0	9
WILKS, S.	1-0-0	0	0	0

Receiving	No.	Yds	TD	Long
BROCK, T.J.	2	11	0	9
WILKS, S.	1	-1	0	0

Punting	No.	Avg	Long	I20
EMERT, J.	1	15.0	15	0

Punt returns	No.	Yds	TD	Long
WILKS, S.	2	9	0	14

Kick returns	No.	Yds	TD	Long
CLEMENT, R.	2	43	0	24
BROCK, T.J.	1	-2	0	0

Memphis East

Rushing	No	Yds	TD	Lg	Avg
SALLIS, A.	8	42	1	12	5.2
DICKERSON, K.	12	38	0	9	3.2
WRIGHT, B.	1	25	1	25	25.0
BEARD, J.	2	-1	0	1	-0.5

Passing	Att-Cmp-Int	Yds	TD	Lng
PRICE, L.	8-3-2	62	0	54

Receiving	No.	Yds	TD	Long
BEARD, J.	2	55	0	54
WRIGHT, B.	1	7	0	7

Punting	No.	Avg	Long	I20
PRICE, L.	4	28.8	34	0

Punt returns	No.	Yds	TD	Long
RODGERS, T.	1	0	0	0

Kick returns	No.	Yds	TD	Long
WRIGHT, B.	2	38	0	20
PRICE, L.	2	34	0	31

Team	Qtr	Time	Scoring play	Conversion	Plays-Yards	TOP	MHS - ME
MEMPHIS	1st	05:34	WRIGHT, B. 25 yd run	DICKERSON, K. rush	12-76	6:26	0 - 8
MHS	2nd	02:29	BROCK, T.J. 5 yd run	BROCK, T.J. rush failed	8-29	3:42	6 - 8
MHS	2nd	00:34	WILKS, S. 5 yd run	GILES, N. pass failed	5-14	1:40	12 - 8
MHS	3rd	09:22	HARRIS, K. 92 yd interception return	BAUMAN, A. kick			19 - 8
MEMPHIS	3rd	06:48	SALLIS, A. 4 yd run	SALLIS, A. rush failed	5-50	2:34	19 - 14
MHS	3rd	03:26	GILES, N. 1 yd run	BAUMAN, A. kick	7-61	3:22	26 - 14
MHS	4th	02:31	BROCK, T.J. 2 yd run	BAUMAN, A. kick	14-66	6:54	33 - 14

Play-by-Play Summary (1st Quarter)

```
                BAUMAN, A. kickoff 56 yards to the MEMPHIS4, WRIGHT, B. return 20 yards to
                the MEMPHIS24 (GOSS, B.).
      E 1-10 E24   DICKERSON, K. rush for 9 yards to the MEMPHIS33 (GREENFIELD, M.).
      E 2-1  E33   SALLIS, A. rush for 12 yards to the MEMPHIS45, 1ST DOWN MEMPHIS
                   (GREENFIELD, M.).
      E 1-10 E45   DICKERSON, K. rush for no gain to the MEMPHIS45 (WILKS, S.).
      E 2-10 E45   DICKERSON, K. rush for 8 yards to the MHS47 (GREENFIELD, M.).
      E 3-2  M47   SALLIS, A. rush for 5 yards to the MHS42, 1ST DOWN MEMPHIS (HEINRICH, A.).
      E 1-10 M42   DICKERSON, K. rush for 3 yards to the MHS39 (PACIFICO, S.).
      E 2-7  M39   Timeout Memphis East, clock 08:40.
      E 2-7  M39   DICKERSON, K. rush for 6 yards to the MHS33 (BAKER, C.).
      E 3-1  M33   PRICE, L. rush for 3 yards to the MHS30, 1ST DOWN MEMPHIS (BROCK, T.).
      E 1-10 M30   DICKERSON, K. rush for 3 yards to the MHS27 (O'DONNELL, C.).
      E 2-7  M27   DICKERSON, K. rush for 4 yards to the MHS23 (PACIFICO, S.).
      E 3-3  M23   DICKERSON, K. rush for loss of 2 yards to the MHS25 (BROCK, T.;GOSS, B.).
      E 4-5  M25   Timeout Memphis East, clock 05:45.
      E 4-5  M25   WRIGHT, B. rush for 25 yards to the MHS0, 1ST DOWN MEMPHIS,
                   TOUCHDOWN, clock 05:34.
                   DICKERSON, K. rush attempt good.

                                   ==========================
                                   MARYVILLE 0, MEMPHIS EAST 8
                                   ==========================

--------------- 12 plays, 76 yards, TOP 06:26 ---------------

                   SALLIS, A. kickoff 46 yards to the MHS14, CLEMENT, R. return 19 yards to
                   the MHS33 (WILLIAMS, B.).
  M 1-10 M33   MARYVILLE drive start at 05:34 (1st).
  M 1-10 M33   BROCK, T.J. rush for 25 yards to the MEMPHIS42, 1ST DOWN MHS (BEARD, J.).
  M 1-10 E42   BROCK, T.J. rush for 3 yards to the MEMPHIS39 (CRAFT, D.).
  M 2-7  E39   GILES, N. pass intercepted by BEARD, J. at the MEMPHIS27, BEARD, J. return
               16 yards to the MEMPHIS43 (MERRITT, B.).
--------------- 3 plays, 28 yards, TOP 01:17 ---------------

      E 1-10 E43   MEMPHIS EAST drive start at 04:17 (1st).
      E 1-10 E43   BEARD, J. rush for 1 yard to the MEMPHIS44 (HARRIS, K.).
      E 2-9  E44   PRICE, L. pass complete to DICKERSON, K. for 8 yards to the MHS48
                   (GREENFIELD, M.), PENALTY MEMPHIS IM 5 yards to the MEMPHIS39, NO PLAY.
      E 2-14 E39   PRICE, L. rush for 7 yards to the MEMPHIS46 (PEARSON, R.).
      E 3-7  E46   PRICE, L. rush to the MEMPHIS42, fumble by PRICE, L. recovered by
                   MEMPHIS DICKERSON, K. at MEMPHIS42.
      E 4-11 E42   PRICE, L. punt 27 yards to the MHS31, WILKS, S. return -5 yards to the
                   MHS26 (SHELTON, K.).
--------------- 3 plays, minus 1 yards, TOP 02:39 ---------------

  M 1-10 M26   MARYVILLE drive start at 01:38 (1st).
  M 1-10 M26   BROCK, T.J. rush for 13 yards to the MHS39, 1ST DOWN MHS (WRIGHT, B.).
  M 1-10 M39   BROCK, T.J. rush for 5 yards to the MHS44 (SHELTON, K.;JENKINS, B.).
  M 2-5  M44   BROCK, T.J. rush for 3 yards to the MHS47 (SHELTON, K.).
  M 3-2  M47   PENALTY MEMPHIS offside 5 yards to the MEMPHIS48, 1ST DOWN MHS.
  M 1-10 E48   GILES, N. sacked for loss of 1 yard to the MEMPHIS49 (CRAFT, D.).

                                   ====END OF 1st QUARTER=====
                                   MARYVILLE 0, MEMPHIS EAST 8
                                   ==========================
```

Play-by-Play Summary (2nd quarter)

```
  M 2-11 E49   Start of 2nd quarter, clock 12:00.
  M 2-11 E49   BROCK, T.J. rush for 7 yards to the MEMPHIS42 (SHELTON, K.).
  M 3-4  E42   GILES, N. pass complete to BROCK, T.J. for 9 yards to the MEMPHIS33, 1ST
               DOWN MHS (WOODARD, J.).
  M 1-10 E33   GILES, N. rush for 9 yards to the MEMPHIS24 (WOODARD, J.;JENKINS, B.).
  M 2-1  E24   GILES, N. sacked for loss of 6 yards to the MEMPHIS30 (WOODARD, J.), fumble
               by GILES, N. recovered by MEMPHIS JENKINS, B. at MEMPHIS35, JENKINS, B. for
               6 yards to the MEMPHIS41.
--------------- 9 plays, 39 yards, TOP 02:43 ---------------

      E 1-10 E41   MEMPHIS EAST drive start at 10:55 (2nd).
      E 1-10 E41   PRICE, L. pass complete to BEARD, J. for 1 yard to the MEMPHIS42
                   (HARRIS, M.).
      E 2-9  E42   DICKERSON, K. rush for 4 yards to the MEMPHIS46 (BAKER, C.;PACIFICO,
                   S.).
      E 3-5  E46   PRICE, L. rush to the MEMPHIS40, fumble forced by PACIFICO, S., fumble
                   by PRICE, L. recovered by MEMPHIS DICKERSON, K. at MEMPHIS36.
      E 4-15 E36   PRICE, L. punt 34 yards to the MHS30, WILKS, S. return 14 yards to the
                   MHS44 (RODGERS, T.).
--------------- 3 plays, minus 5 yards, TOP 02:10 ---------------

  M 1-10 M44   MARYVILLE drive start at 08:45 (2nd).
  M 1-10 M44   BROCK, T.J. rush for 8 yards to the MEMPHIS48 (REMUS, C.;SHELTON, K.).
  M 2-2  E48   Timeout Memphis East, clock 08:13.
  M 2-2  E48   BROCK, T.J. rush for 3 yards to the MEMPHIS45, 1ST DOWN MHS (CRAFT,
               D.;JOHNSON, A.).
  M 1-10 E45   GILES, N. pass complete to WILKS, S. for loss of 1 yard to the MEMPHIS46
               (PRICE, L.).
  M 2-11 E46   GILES, N. pass incomplete to BROCK, T.J. (SHELTON, K.).
  M 3-11 E46   GILES, N. pass complete to BROCK, T.J. for 2 yards to the MEMPHIS44
               (JOHNSON, A.).
  M 4-9  E44   EMERT, J. punt 15 yards to the MEMPHIS29, RODGERS, T. return 0 yards to the
               MEMPHIS29, fumble by RODGERS, T. recovered by MHS HARRIS, K. at MEMPHIS29.
--------------- 5 plays, 12 yards, TOP 02:34 ---------------

  M 1-10 E29   MARYVILLE drive start at 06:11 (2nd).
  M 1-10 E29   BROCK, T.J. rush for 2 yards to the MEMPHIS27 (CRAFT, D.).
  M 2-8  E27   WILKS, S. rush for 5 yards to the MEMPHIS22 (DICKERSON, K.).
  M 3-3  E22   Timeout Maryville, clock 05:07.
  M 3-3  E22   WILKS, S. rush for 5 yards to the MEMPHIS17, 1ST DOWN MHS (WRIGHT,
               B.).
  M 1-10 E17   PENALTY MHS false start 5 yards to the MEMPHIS22.
  M 1-15 E22   BROCK, T.J. rush for 11 yards to the MEMPHIS11 (SHELTON, K.).
  M 2-4  E11   BROCK, T.J. rush for 2 yards to the MEMPHIS9 (SALLIS, A.;JOHNSON, A.).
  M 3-2  E09   BROCK, T.J. rush for 4 yards to the MEMPHIS5, 1ST DOWN MHS (JOHNSON,
               A.;WOODARD, J.).
  M 1-G  E05   WILKS, S. rush to the MEMPHIS5, fumble by WILKS, S. recovered by MHS WILKS,
               S. at MEMPHIS5.
  M 2-G  E05   BROCK, T.J. rush for 5 yards to the MEMPHIS0, TOUCHDOWN, clock 02:29.
               BROCK, T.J. rush attempt failed.

                                   ==========================
                                   MARYVILLE 6, MEMPHIS EAST 8
                                   ==========================

--------------- 8 plays, 29 yards, TOP 03:42 ---------------

               WOODARD, H. kickoff 18 yards to the MEMPHIS42, out-of-bounds, MEMPHIS ball
               on MEMPHIS42.
      E 1-10 E42   MEMPHIS EAST drive start at 02:29 (2nd).
      E 1-10 E42   PRICE, L. pass intercepted by WILKS, S. at the MHS38, WILKS, S. return
```

48 yards to the MEMPHIS14 (TURNER, Q.).

---------- 1 plays, 0 yards, TOP 00:15 ----------

M 1-10 E14 MARYVILLE drive start at 02:14 (2nd).
M 1-10 E14 BROCK, T.J. rush for no gain to the MEMPHIS14 (JENKINS, B.).
M 2-10 E14 HARRIS, K. rush for 3 yards to the MEMPHIS11 (SHELTON, K.).
M 3-7 E11 GILES, N. rush for no gain to the MEMPHIS11 (JENKINS, B.).
M 4-7 E11 BAUMAN, A. field goal attempt from 28 MISSED - wide right,, clock 00:46, *PENALTY MEMPHIS roughing the kicker 6 yards to the MEMPHIS5,* ***1ST DOWN MHS***, NO PLAY.
M 1-G E05 WILKS, S. rush for 5 yards to the MEMPHIS0, TOUCHDOWN, clock 00:34.
M 1-G E03 Timeout Maryville, clock 00:34.
GILES, N. pass attempt failed.

==========
MARYVILLE 12, MEMPHIS EAST 8
==========

---------- 5 plays, 14 yards, TOP 01:40 ----------

BAUMAN, A. kickoff 24 yards to the MEMPHIS36, out-of-bounds, MEMPHIS ball on MEMPHIS36.
E 1-10 E36 MEMPHIS EAST drive start at 00:34 (2nd).
E 1-10 E36 PRICE, L. rush for 20 yards to the MHS44 (BAKER, C.), *PENALTY MEMPHIS holding 15 yards to the MEMPHIS21*, NO PLAY.
E 1-25 E21 SALLIS, A. rush for 11 yards to the MEMPHIS32 (BAKER, C.).
E 2-14 E32 End of 1st half, clock 00:00.

=====END OF 2nd QUARTER=====
MARYVILLE 12, MEMPHIS EAST 8
==========

Play-by-Play Summary (3rd quarter)

```
      E 2-14 E32   Start of 3rd quarter, clock 12:00.
--------------- 1 plays, minus 4 yards, TOP 00:34 ---------------

                   SALLIS, A. kickoff 54 yards to the MHS14, BROCK, T.J. return 0 yards to
                   the MHS14, fumble by BROCK, T.J. recovered by MEMPHIS SMITH, C. at MHS12.
      E 1-10 M12   MEMPHIS EAST drive start at 12:00 (3rd).
      E 1-10 M12   SALLIS, A. rush for 2 yards to the MHS10 (PACIFICO, S.).
      E 2-8  M10   PRICE, L. rush to the MHS19, fumble forced by HARRIS, M., fumble by
                   PRICE, L. recovered by MHS PEARSON, R. at MHS23, PENALTY MHS face mask 5
                   yards to the MHS5, NO PLAY.
      E 2-3  M05   DICKERSON, K. rush to the MHS5, fumble forced by PACIFICO, S., fumble by
                   DICKERSON, K. recovered by MEMPHIS DICKERSON, K. at MHS5.
      E 3-3  M05   Timeout Memphis East, clock 10:23.
      E 3-3  M05   SALLIS, A. rush for 1 yard to the MHS4 (PACIFICO, S.).
      E 4-2  M04   PRICE, L. pass intercepted by HARRIS, K. at the MHS8, HARRIS, K. return
                   92 yards to the MEMPHIS0, TOUCHDOWN, clock 09:22.
--------------- 4 plays, 8 yards, TOP 02:38 ---------------

               BAUMAN, A. kick attempt good.

                                  ============================
                                  MARYVILLE 19, MEMPHIS EAST 8
                                  ============================


               BAUMAN, A. kickoff 41 yards to the MEMPHIS19, PRICE, L. return 31 yards to
               the 50 yardline (MURPHY, W.;PEARSON, R.).
      E 1-10 E50   MEMPHIS EAST drive start at 09:22 (3rd).
      E 1-10 E50   PRICE, L. rush to the MEMPHIS46, fumble by PRICE, L. recovered by
                   MEMPHIS PRICE, L. at MEMPHIS46, PRICE, L. for loss of 2 yards to the
                   MEMPHIS44 (PACIFICO, S.).
      E 2-16 E44   PENALTY MEMPHIS delay of game 5 yards to the MEMPHIS39.
      E 2-21 E39   PRICE, L. pass complete to BEARD, J. for 54 yards to the MHS7, 1ST
                   DOWN MEMPHIS (GREENFIELD, M.).
      E 1-G  M07   DICKERSON, K. rush for no gain to the MHS7 (PACIFICO, S.).
      E 2-G  M07   DICKERSON, K. rush for 3 yards to the MHS4 (BAKER, C.;BROCK, T.).
      E 3-G  M04   SALLIS, A. rush for 4 yards to the MHS0, TOUCHDOWN, clock 06:48.
                   SALLIS, A. rush attempt failed.

                                 =============================
                                 MARYVILLE 19, MEMPHIS EAST 14
                                 =============================

--------------- 5 plays, 50 yards, TOP 02:34 ---------------

                   SALLIS, A. kickoff 45 yards to the MHS15, CLEMENT, R. return 24 yards to
                   the MHS39 (SALLIS, A.).
  M 1-10 M39   MARYVILLE drive start at 06:48 (3rd).
  M 1-10 M39   BROCK, T.J. rush for 5 yards to the MHS44 (41).
  M 2-5  M44   BROCK, T.J. rush for 39 yards to the MEMPHIS17, 1ST DOWN MHS (PRICE, L.).
  M 1-10 E17   STEWART, C. rush for 7 yards to the MEMPHIS10 (SHELTON, K.;DICKERSON, K.).
  M 2-3  E10   STEWART, C. rush for 1 yard to the MEMPHIS9 (TURNER, Q.;JOHNSON, A.).
  M 3-2  E09   PENALTY MEMPHIS offside 5 yards to the MEMPHIS4, 1ST DOWN MHS.
  M 1-G  E04   BROCK, T.J. rush for 3 yards to the MEMPHIS1 (BEARD, J.).
  M 2-G  E01   GILES, N. rush for 1 yard to the MEMPHIS0, TOUCHDOWN, clock 03:26.
               BAUMAN, A. kick attempt good.
                                 =============================
                                 MARYVILLE 26, MEMPHIS EAST 14
                                 =============================

--------------- 7 plays, 61 yards, TOP 03:22 ---------------
```

BAUMAN, A. kickoff 35 yards to the MEMPHIS25, PRICE, L. return 3 yards to the MEMPHIS28 (MURPHY, W.).

E 1-10 E28 MEMPHIS EAST drive start at 03:26 (3rd).
E 1-10 E28 SALLIS, A. rush for 3 yards to the MEMPHIS31 (WILKS, S.;GOSS, B.).
E 2-7 E31 SALLIS, A. rush for 4 yards to the MEMPHIS35 (PACIFICO, S.).
E 3-3 E35 PRICE, L. rush for loss of 4 yards to the MEMPHIS31 (WELLS, C.).
E 4-7 E31 PRICE, L. punt 23 yards to the MHS46, out-of-bounds.

---------- 3 plays, 3 yards, TOP 02:06 ----------

M 1-10 M46 MARYVILLE drive start at 01:20 (3rd).
M 1-10 M46 BROCK, T.J. rush for 3 yards to the MHS49 (41;JOHNSON, A.).
M 2-7 M49 BROCK, T.J. rush for 11 yards to the MEMPHIS40, **1ST DOWN MHS** (DICKERSON, K.).
M 1-10 E40 BROCK, T.J. rush for 2 yards to the MEMPHIS38 (WOODARD, J.).

=====END OF 3rd QUARTER======
MARYVILLE 26, MEMPHIS EAST 14
==========

Play-by-Play Summary (4th quarter)

```
  M 2-8  E38   Start of 4th quarter, clock 12:00.
  M 2-8  E38   BROCK, T.J. rush for 4 yards to the MEMPHIS34 (JOHNSON, A.).
  M 3-4  E34   BROCK, T.J. rush for 2 yards to the MEMPHIS32 (41;JENKINS, B.).
  M 4-2  E32   BROCK, T.J. rush for 1 yard to the MEMPHIS31 (TURNER, Q.).
--------------- 6 plays, 23 yards, TOP 02:33 ---------------

      E 1-10 E31   MEMPHIS EAST drive start at 10:47 (4th).
      E 1-10 E31   PRICE, L. rush for 6 yards to the MEMPHIS37 (MCKINNEY, C.).
      E 2-4  E37   BEARD, J. rush for loss of 2 yards to the MEMPHIS35.
      E 3-6  E35   PRICE, L. pass incomplete to WRIGHT, B. (HARRIS, K.).
      E 4-6  E35   PRICE, L. punt 31 yards to the MHS34, fair catch by WILKS, S..
--------------- 3 plays, 4 yards, TOP 01:22 ---------------

  M 1-10 M34   MARYVILLE drive start at 09:25 (4th).
  M 1-10 M34   PENALTY MHS false start 5 yards to the MHS29.
  M 1-15 M29   BRAKEBILL, D. rush for 10 yards to the MHS39 (41;SHELTON, K.).
  M 2-5  M39   BROCK, T.J. rush for 6 yards to the MHS45, 1ST DOWN MHS (JENKINS,
               B.).
  M 1-10 M45   STEWART, C. rush for loss of 2 yards to the MHS43 (SHELTON, K.).
  M 2-12 M43   WILKS, S. pass incomplete to HARRIS, K..
  M 3-12 M43   BROCK, T.J. rush for 5 yards to the MHS48 (TURNER, Q.).
  M 4-7  M48   EMERT, J. punt 45 yards to the MEMPHIS7, downed, PENALTY MEMPHIS roughing
               the kicker 15 yards to the MEMPHIS37, 1ST DOWN MHS, NO PLAY.
  M 1-10 E37   BROCK, T.J. rush for 1 yard to the MEMPHIS36 (HAYSLETT, C.).
  M 2-9  E36   BRAKEBILL, D. rush for 3 yards to the MEMPHIS33 (41).
  M 3-6  E33   BROCK, T.J. rush for 4 yards to the MEMPHIS29 (DICKERSON, K.).
  M 4-2  E29   BROCK, T.J. rush for 2 yards to the MEMPHIS27, 1ST DOWN MHS (41).
  M 1-10 E27   BROCK, T.J. rush for 2 yards to the MEMPHIS25 (TURNER, Q.).
  M 2-8  E25   PACIFICO, S. rush for 22 yards to the MEMPHIS3, 1ST DOWN MHS
               (SHELTON, K.).
  M 1-G  E03   PACIFICO, S. rush for 1 yard to the MEMPHIS2 (TURNER, Q.).
  M 2-G  E02   BROCK, T.J. rush for 2 yards to the MEMPHIS0, TOUCHDOWN, clock 02:31.
               BAUMAN, A. kick attempt good.

                                  ============================
                                  MARYVILLE 33, MEMPHIS EAST 14
                                  ============================

--------------- 14 plays, 66 yards, TOP 06:54 ---------------

               BAUMAN, A. kickoff 51 yards to the MEMPHIS9, WRIGHT, B. return 18 yards to
               the MEMPHIS27 (SILCOX, B.).
      E 1-10 E27   MEMPHIS EAST drive start at 02:31 (4th).
      E 1-10 E27   PRICE, L. sacked for loss of 6 yards to the MEMPHIS21 (O'DONNELL,
                   C.;WELLS, C.).
      E 2-16 E21   PRICE, L. pass complete to WRIGHT, B. for 7 yards to the MEMPHIS28
                   (WELLS, C.).
      E 3-9  E28   PRICE, L. pass incomplete to WRIGHT, B..
      E 4-9  E28   PRICE, L. pass incomplete to WRIGHT, B..
--------------- 4 plays, 1 yards, TOP 01:54 ---------------

  M 1-10 E28   MARYVILLE drive start at 00:37 (4th).
  M 1-10 E28   CARPER, B. rush for loss of 3 yards to the MEMPHIS31 (WOODARD, J.).
--------------- 1 plays, minus 3 yards, TOP 00:00 ---------------

                                  ============================
                                  MARYVILLE 33, MEMPHIS EAST 14
                                  ============================
```

1999 Class 4A Football Playoffs

November 5 - December 4, 1999

First Round

R1 #1	Elizabethton (9-1)	49
	Game 101 Fri. Nov. 5 7 PM	
R2 #4	Cocke Co. (3-7)	12
R2 #2	Greeneville (6-4)	7
	Game 102 Fri. Nov. 5 7 PM	
R1 #3	Sullivan Central (6-4)	13
R1 #2	Daniel Boone (7-3)	33
	Game 103 Fri. Nov. 5 7 PM	
R2 #3	Cherokee (6-4)	0
R1 #4	Sullivan East (2-8)	0
	Game 104 Fri. Nov. 5 7 PM	
R2 #1	Morristown West (10-0)	35
R3 #1	Maryville (8-2)	28
	Game 105 Fri. Nov. 5 7 PM	
R4 #4	White Co. (4-6)	7
R4 #2	Cleveland (8-2)	48
	Game 106 Fri. Nov. 5 7 PM	
R3 #3	Knoxville West (6-4)	12
R3 #2	Knoxville Central (8-2)	37
	Game 107 Fri. Nov. 5 7 PM	
R4 #3	Hixson (6-4)	22
R3 #4	Knoxville Halls (6-4)	37
	Game 108 Fri. Nov. 5 7 PM	
R4 #1	Rhea Co. (8-2)	20
R5 #1	Tullahoma (10-0)	14
	Game 109 Fri. Nov. 5 7 PM	
R6 #4	Kenwood (7-3)	17
R6 #2	Pearl Cohn (6-4)	30
	Game 110 Fri. Nov. 5 7 PM	
R5 #3	Shelbyville (5-5)	21
R5 #2	Hillsboro (8-2)	36
	Game 111 Fri. Nov. 5 7 PM	
R6 #3	Stratford (5-5)	6
R5 #4	Nashville Overton (5-5)	7
	Game 112 Fri. Nov. 5 7 PM	
R6 #1	Whites Creek (7-3)	24
R7 #1	Dyersburg (10-0)	41
	Game 113 Fri. Nov. 5 7 PM	
R8 #4	Melrose (7-3)	48
R8 #2	Fairley (8-2)	0
	Game 114 Fri. Nov. 5 7 PM	
R7 #3	Haywood (5-5)	20
R7 #2	J. North Side (6-4)	35
	Game 115 Fri. Nov. 5 7 PM	
R8 #3	Memphis East (8-2)	52
R7 #4	Munford (3-7)	23
	Game 116 Fri. Nov. 5 7 PM	
R8 #1	Trezevant (9-0)	58

Second Round

Elizabethton	36	
Game 201 Fri. Nov. 12 7 PM		
Sullivan Central	6	
Daniel Boone	14	
Game 202 Fri. Nov. 12 7 PM		
Morristown West	7	
Maryville	39	
Game 203 Fri. Nov. 12 7 PM		
Cleveland	27	
Knoxville Central	20	
Game 204 Fri. Nov. 12 7 PM		
Knoxville Halls	17	
Kenwood	16	
Game 205 Fri. Nov. 12 7 PM		
Pearl Cohn	9	
Hillsboro	7	
Game 206 Fri. Nov. 12 7 PM		
Whites Creek	27	
Melrose	18	
Game 207 Fri. Nov. 12 7 PM		
Haywood	19	
Memphis East	22	
Game 208 Fri. Nov. 12 7 PM		
Trezevant	14	

Quarterfinals

Elizabethton	47	
Game 301 Fri. Nov. 19 7 PM		
Daniel Boone	14	
Maryville	20	
Game 302 Fri. Nov. 19 7 PM		
Knoxville Central	29	
Kenwood	21	
Game 303 Fri. Nov. 19 7 PM		
Whites Creek	18	
Haywood	8	
Game 304 Fri. Nov. 19 7 PM		
Memphis East	24	

Semifinals

Elizabethton	17	
Game 401 Fri. Nov. 26 7 PM		
Knoxville Central	20	
Kenwood	12	
Game 402 Fri. Nov. 26 7 PM		
Memphis East	14	

Championship

Knoxville Central	14	
Game 501 Sat. Dec. 4 3:30 PM Clinic Bowl @ Vanderbilt		
Memphis East	20	

Memphis East

STATE CHAMPION

Notes:

1998 Class 4A Football Playoffs

November 6 - December 5, 1998

First Round

R1 #1	Elizabethton (9-1)	61	**Game 101** Fri. Nov. 6 7 PM
R2 #4	Cocke Co. (5-4)	7	
R2 #2	Morristown West (7-3)	30	**Game 102** Fri. Nov. 6 7 PM
R1 #3	Daniel Boone (7-3)	16	
R1 #2	Sullivan Central (5-5)	34	**Game 103** Fri. Nov. 6 7 PM
R2 #3	Morristown East (5-5)	42	
R1 #4	Tennessee (5-5)	6	**Game 104** Fri. Nov. 6 7 PM
R2 #1	Greeneville (10-0)	35	
R3 #1	Maryville (10-0)	39	**Game 105** Fri. Nov. 6 7 PM
R4 #4	East Ridge (6-4)	7	
R4 #2	Cleveland (6-3)	21	**Game 106** Fri. Nov. 6 7 PM
R3 #3	Powell (6-4)	31	
R3 #2	Knoxville Central (9-1)	28	**Game 107** Fri. Nov. 6 7 PM
R4 #3	Rhea Co. (6-4)	24	
R3 #4	Knoxville Halls (6-4)	25	**Game 108** Fri. Nov. 6 7 PM
R4 #1	Hixson (8-2)	35	
R5 #1	Nashville Overton (9-1)	15	**Game 109** Fri. Nov. 6 7 PM
R6 #4	Whites Creek (5-4)	16	
R6 #2	Beech (8-2)	24	**Game 110** Fri. Nov. 6 7 PM
R5 #3	Franklin (6-4)	27	
R5 #2	Tullahoma (8-2)	15	**Game 111** Fri. Nov. 6 7 PM
R6 #3	Maplewood (5-4)	7	
R5 #4	Shelbyville (5-5)	7	**Game 112** Fri. Nov. 6 7 PM
R6 #1	Pearl Cohn (9-1)	42	
R7 #1	J. North Side (7-3)	22	**Game 113** Fri. Nov. 6 7 PM
R8 #4	Raleigh Egypt (5-5)	12	
R8 #2	Craigmont (7-3)	0	**Game 114** Fri. Nov. 6 7 PM
R7 #3	Dyersburg (8-2)	22	
R7 #2	Hardin Co. (7-3)	16	**Game 115** Fri. Nov. 6 7 PM
R8 #3	Trezevant (6-4)	6	
R7 #4	Haywood (3-7)	13	**Game 116** Fri. Nov. 6 7 PM
R8 #1	Memphis East (10-0)	16	

Second Round

Elizabethton	33	**Game 201** Fri. Nov. 13 7 PM
Morristown West	10	
Morristown East	10	**Game 202** Fri. Nov. 13 7 PM
Greeneville	35	
Maryville	34	**Game 203** Fri. Nov. 13 7 PM
Powell	7	
Knoxville Central	10	**Game 204** Fri. Nov. 13 7 PM
Hixson	7	
Whites Creek	27	**Game 205** Fri. Nov. 13 7 PM
Franklin	13	
Tullahoma	12	**Game 206** Fri. Nov. 13 7 PM
Pearl Cohn	16	
J. North Side	21	**Game 207** Fri. Nov. 13 7 PM
Dyersburg	23	
Hardin Co.	36	**Game 208** Fri. Nov. 13 7 PM
Memphis East	8	

Quarterfinals

Elizabethton	43	**Game 301** Fri. Nov. 20 7 PM
Greeneville	14	
Maryville	27	**Game 302** Fri. Nov. 20 7 PM
Knoxville Central	21	
Whites Creek	21	**Game 303** Fri. Nov. 20 7 PM
Pearl Cohn	16	
Dyersburg	14	**Game 304** Fri. Nov. 20 7 PM
Hardin Co.	21	

Semifinals

Elizabethton	16	**Game 401** Fri. Nov. 27 7 PM
Maryville	20	
Whites Creek	42	**Game 402** Fri. Nov. 27 7 PM
Hardin Co.	41	

Championship

Maryville	52	**Game 501** Sat. Dec. 5 3:30 PM Clinic Bowl @ Vanderbilt
Whites Creek	20	

Maryville

STATE CHAMPION

Notes:

Box Score

Box Score (Final)
Maryville vs Whites Creek (Dec 05, 1998 at Nashville, Tenn.)

Score by Quarters	1	2	3	4	Score	
Maryville.....	10	14	7	21	- 52	Record: (15-0)
Whites Creek.....	0	7	7	6	- 20	Record: (9-5)

Scoring Summary:

1st 09:57 MHS - Michael Potter 34 yd pass from Toki McCray (Andy Kerr kick), 3 plays, 51 yards, TOP 0:58, MHS 7 - WC 0
05:25 MHS - Andy Kerr 42 yd field goal, 10 plays, 38 yards, TOP 3:05, MHS 10 - WC 0
2nd 10:47 MHS - Ryan Maples 70 yd pass from Toki McCray (Andy Kerr kick), 6 plays, 90 yards, TOP 1:41, MHS 17 - WC 0
07:00 WC - Joey Johnson 8 yd run (Ahmad Childress kick), 10 plays, 80 yards, TOP 3:47, MHS 17 - WC 7
02:24 MHS - Michael Potter 6 yd run (Andy Kerr kick), 11 plays, 65 yards, TOP 4:36, MHS 24 - WC 7
3rd 09:23 MHS - Michael Potter 1 yd run (J. Deardorff kick), 12 plays, 64 yards, TOP 2:37, MHS 31 - WC 7
07:38 WC - Ricardo Moore 68 yd pass from Ahmad Childress (Ahmad Childress kick), 4 plays, 59 yards, TOP 1:45, MHS 31 - WC 14
4th 08:29 MHS - Rusty Dyer 4 yd run (J. Deardorff kick), 11 plays, 87 yards, TOP 3:35, MHS 38 - WC 14
06:47 MHS - Matt Lollar 5 yd run (J. Deardorff kick), 4 plays, 31 yards, TOP 1:38, MHS 45 - WC 14
04:59 MHS - Jason Phillips 1 yd run (J. Deardorff kick), 3 plays, 32 yards, TOP 0:39, MHS 52 - WC 14
00:00 WC - Michael Hassell 2 yd run, 10 plays, 70 yards, TOP 4:59, MHS 52 - WC 20

	MHS	WC
FIRST DOWNS.....	**29**	**16**
RUSHES-YARDS (NET).....	**46-258**	**40-148**
PASSING YDS (NET).....	**239**	**95**
Passes Att-Comp-Int.....	26-14-0	18-5-2
TOTAL OFFENSE PLAYS-YARDS.....	**72-497**	**58-243**
Fumble Returns-Yards.....	0-0	0-0
Punt Returns-Yards.....	1-0	0-0
Kickoff Returns-Yards.....	3-52	6-81
Interception Returns-Yards....	2-24	0-0
Punts (Number-Avg).....	0-0.0	5-30.6
Fumbles-Lost.....	2-2	1-1
Penalties-Yards.....	5-43	5-42
Possession Time.....	22:36	25:24
Sacks By: Number-Yards.....	5-44	1-11

RUSHING: Maryville-Michael Potter 23-145; Zack Presnell 9-53; Matt Lollar 5-34; Cole Hammontree 2-15; E. Wrzeniewski 1-9; Rusty Dyer 1-4; Jason Phillips 1-1; Toki McCray 4-minus 3. Whites Creek-Joey Johnson 9-58; Michael Hassell 17-45; William Tribune 6-24; Jason Christman 4-22; Timothy Bailey 1-5; Thymus Riche 1-minus 1; Alex Groves 1-minus 2; David Ridley 1-minus 3.

PASSING: Maryville-Toki McCray 13-24-0-225; Jason Phillips 1-2-0-14. Whites Creek-Michael Hassell 4-16-2-27; Joey Johnson 0-1-0-0; Ahmad Childress 1-1-0-68.

RECEIVING: Maryville-Cole Hammontree 4-52; Ryan Maples 3-83; Joey Gourley 3-37; Michael Potter 2-46; Patrick Thomas 2-21. Whites Creek-Dominick Hamer 4-27; Ricardo Moore 1-68.

INTERCEPTIONS: Maryville-Matt Stalcup 1-6; Ryan Maples 1-18. Whites Creek-None.

Stadium: Vanderbilt Stadium Attendance: 7000
Kickoff time: 4 pm End of Game: 6:30 pm Total elapsed time: 2:30
Officials: Referee: Larry Babb; Umpire: Riner Fletcher; Linesman: Bobby Pirani;
Line judge: Ron McLarty; Back judge: David Henry; Scorer: Brent Ross;
Temperature: 55 Wind: S 5-10 Weather: Partly Cloudy

Offensive MVP: Toki McCray
Defensive MVP: Matt Miller

Maryville vs Whites Creek (Dec 05, 1998 at Nashville, Tenn.)

SACKS (UA-A): Maryville-Matt Miller 1-1; Nick Black 2-0; M. Shinlever 0-1; Matt Lollar 1-0. Whites Creek-David Ridley 1-0.

TACKLES (UA-A): Maryville-Matt Miller 8-3; M. Shinlever 5-4; Josh Theriot 3-1; Isaac Simerly 2-2; Brad Henry 2-1; E. Wrzeniewski 2-1; Cole Hammontree 2-1; Patrick Thomas 2-0; Jeff French 2-0; Nick Black 2-0; C. Hammontree 2-0; Matt Sharp 1-1; Chuck Prugh 1-0; Chris Jenkins 1-0; S. Pacifico 1-0; Matt Lollar 1-0; Brock Asbury 1-0; Nathan Beck 1-0; Josh Combs 1-0. Whites Creek-Ricardo Moore 8-2; David Ridley 4-3; Tim Steele 4-3; Michael Hassell 5-1; Eric Cotton 3-2; Mardae Weaver 2-2; Richard Brown 2-2; Ahmad Childress 1-2; Jeremy Hayes 1-2; Jacques Johnson 1-2; William Tribune 1-2; L. Collier 2-0; John Jernigan 0-2; Mitchell Little 1-0; Dominick Hamer 1-0; Joel Ridley 1-0; Jason Perry 1-0; James Abernathy 0-1.

Player participation:

Maryville: 1-Rusty Dyer, 2-Ryan Maples, 3-Cole Hammontree, 6-Joey Gourley, 7-Jason Phillips, 10-J. Deardorff, 11-Andy Kerr,
12-Toki McCray, 13-Jeff French, 14-Scott Wilks, 15-Brad Henry, 17-Patrick Thomas, 19-Nathan Beck, 21-Josh Combs,
24-E. Wrzeniewski, 25-Michael Potter, 26-C. Hammontree, 31-M. Shinlever, 32-Zack Presnell, 33-Matt Stalcup, 41-S. Pacifico,
42-Matt Lollar, 44-Chris Jenkins, 50-Josh Theriot, 56-Isaac Simerly, 71-Matt Sharp, 74-Nick Black, 77-Chuck Prugh,
83-Brock Asbury, 89-Matt Miller.

Whites Creek: 4-Thymus Riche, 5-Ricardo Moore, 10-Tim Steele, 12-Michael Hassell, 15-L. Collier, 22-William Tribune,
23-Jason Christman, 24-Joey Johnson, 25-Mitchell Little, 31-Mardae Weaver, 32-Timothy Bailey, 33-Alex Groves, 34-David Ridley,
44-Jacques Johnson, 52-Eric Cotton, 53-Richard Brown, 54-Jeremy Hayes, 70-Jason Perry, 71-James Abernathy, 73-Joel Ridley,
76-Ahmad Childress, 84-Dominick Hamer, 87-John Jernigan.

Play-by-Play Summary (1st Quarter)

```
                Maryville wins toss and defers. WC receives and defends south goal.
  M 1-10 M40    MHS ball on MHS40.

                J. Deardorff kickoff 31 yards to the WC29, fair catch by Dominick Hamer.
      W 1-10 W29   Clock 12:00.
      W 1-10 W29   Michael Hassell rush left for 6 yards to the WC35 (Matt Miller;M.
                   Shinlever).
      W 2-4  W35   Timothy Bailey rush for 5 yards to the WC40, 1ST DOWN WC (Matt Miller).
      W 1-10 W40   Michael Hassell pass intercepted by Ryan Maples at MHS31, Ryan Maples
                   return 18 yards to the MHS49 (Dominick Hamer).
--------------- 3 plays, 11 yards, TOP 01:05 ---------------

  M 1-10 M49    MARYVILLE drive start at 10:55 (1st).
  M 1-10 M49    Michael Potter rush over left tackle for 15 yards to the WC36, 1ST DOWN
                MHS (Mardae Weaver).
  M 1-10 W36    Michael Potter rush over left guard for 2 yards to the WC34 (Jeremy Hayes).
  M 2-8  W34    Toki McCray pass complete to Michael Potter for 34 yards to the WC0, 1ST
                DOWN MHS, TOUCHDOWN, clock 09:57.
                Andy Kerr kick attempt good.

                                    ===========================
                                    MARYVILLE 7, WHITES CREEK 0
                                    ===========================

--------------- 3 plays, 51 yards, TOP 00:58 ---------------

                Andy Kerr kickoff 28 yards to the WC32, fair catch by David Ridley.
      W 1-10 W32   WHITES CREEK drive start at 09:57 (1st).
      W 1-10 W32   William Tribune rush for no gain to the WC32 (S. Pacifico).
      W 2-10 W32   Alex Groves rush up middle for loss of 2 yards to the WC30 (Josh Theriot).
      W 3-12 W30   Michael Hassell screen pass incomplete to Dominick Hamer, dropped pass.
      W 4-12 W30   Ahmad Childress punt 33 yards to the MHS37, downed.
--------------- 3 plays, minus 2 yards, TOP 01:27 ---------------

  M 1-10 M37    MARYVILLE drive start at 08:30 (1st).
  M 1-10 M37    Toki McCray pass complete to Cole Hammontree for 9 yards to the MHS46
                (William Tribune).
  M 2-1  M46    Michael Potter rush over left guard for 3 yards to the MHS49, 1ST DOWN
                MHS (Eric Cotton;Jeremy Hayes).
  M 1-10 M49    Toki McCray rush for loss of 3 yards to the MHS46 (David Ridley;Jeremy
                Hayes).
  M 2-13 M46    Michael Potter rush up middle for 16 yards to the WC38, 1ST DOWN MHS
                (Tim Steele).
  M 1-10 W38    Timeout Whites Creek, clock 07:14.
  M 1-10 W38    PENALTY WC Encroachment 5 yards to the WC33.
  M 1-5  W33    Michael Potter rush up middle for 1 yard to the WC32 (Ahmad Childress;David
                Ridley).
  M 2-4  W32    Toki McCray pass complete to Ryan Maples for 7 yards to the WC25, 1ST
                DOWN MHS.
  M 1-10 W25    Michael Potter rush over left guard for no gain to the WC25 (David
                Ridley;Jacques Johnson).
  M 2-10 W25    Toki McCray pass incomplete to Michael Potter (Ricardo Moore).
  M 3-10 W25    Toki McCray pass incomplete to Cole Hammontree.
  M 4-10 W25    Andy Kerr field goal attempt from 42 GOOD, clock 05:25.

                                    ============================
                                    MARYVILLE 10, WHITES CREEK 0
                                    ============================

--------------- 10 plays, 38 yards, TOP 03:05 ---------------
```

Andy Kerr kickoff 29 yards to the WC31, Jason Christman return 11 yards to the WC42 (Chris Jenkins).

W 1-10 W42 WHITES CREEK drive start at 05:25 (1st).
W 1-10 W42 Michael Hassell rush left for 6 yards to the WC48 (M. Shinlever).
W 2-4 W48 David Ridley rush for loss of 3 yards to the WC45 (M. Shinlever;Matt Sharp).
W 3-7 W45 Michael Hassell pass complete to Dominick Hamer for 15 yards to the MHS40, **1ST DOWN WC** (Patrick Thomas).
W 1-10 M40 Joey Johnson rush left for 2 yards to the MHS38 (Matt Miller).
W 2-8 M38 Michael Hassell pass complete to Dominick Hamer for 7 yards to the MHS31, out-of-bounds (Patrick Thomas).
W 3-1 M31 Timeout Whites Creek, clock 02:57.
W 3-1 M31 William Tribune rush for no gain to the MHS31 (Matt Miller).
W 4-1 M31 William Tribune rush for 2 yards to the MHS29, **1ST DOWN WC** (Matt Sharp).
W 1-10 M29 Thymus Riche rush for loss of 1 yard to the MHS30 (Matt Miller).
W 2-11 M30 Michael Hassell sacked for loss of 8 yards to the MHS38 (Matt Miller).
W 3-19 M38 Michael Hassell pass incomplete to Ricardo Moore.
W 4-19 M38 Ahmad Childress punt 29 yards to the MHS9, fair catch by Ryan Maples.

---------- 10 plays, 20 yards, TOP 04:57 ----------

M 1-10 M09 MARYVILLE drive start at 00:28 (1st).
M 1-10 M09 MHS ball on MHS10.
M 1-10 M10 Toki McCray pass incomplete to Ryan Maples.
M 2-10 M10 Michael Potter rush for 5 yards to the MHS15 (Eric Cotton).

=====END OF 1st QUARTER=====
MARYVILLE 10, WHITES CREEK 0
==========

Play-by-Play Summary (2nd quarter)

M 3-5 M15 Start of 2nd quarter, clock 12:00.
M 3-5 M15 Toki McCray pass complete to Michael Potter for 12 yards to the MHS27, **1ST DOWN MHS**, out-of-bounds.
M 1-10 M27 Michael Potter rush for 2 yards to the MHS29 (Mardae Weaver;Ahmad Childress).
M 2-8 M29 Michael Potter rush up middle for 1 yard to the MHS30 (Eric Cotton).
M 3-7 M30 Toki McCray pass complete to Ryan Maples for 70 yards to the WC0, **1ST DOWN MHS**, TOUCHDOWN, clock 10:47.
Andy Kerr kick attempt good.

==========
MARYVILLE 17, WHITES CREEK 0
==========

---------- 6 plays, 90 yards, TOP 01:41 ----------

J. Deardorff kickoff 60 yards to the WC0, touchback.
W 1-10 W20 WHITES CREEK drive start at 10:47 (2nd).
W 1-10 W20 William Tribune rush up middle for 5 yards to the WC25 (Isaac Simerly;M. Shinlever).
W 2-5 W25 Joey Johnson rush up middle for 14 yards to the WC39, **1ST DOWN WC** (Matt Miller).
W 1-10 W39 Michael Hassell rush right for 4 yards to the WC43 (Isaac Simerly).
W 2-6 W43 Michael Hassell rush left for 7 yards to the WC50, **1ST DOWN WC**, out-of-bounds (Cole Hammontree).
W 1-10 W50 Joey Johnson rush up middle for 18 yards to the MHS32, **1ST DOWN WC** (Cole Hammontree), *PENALTY MHS face mask 15 yards to the MHS17, **1ST DOWN WC***.
W 1-10 M17 1st and 10.
W 1-10 M17 Joey Johnson rush up middle for 5 yards to the MHS12 (Matt Miller).
W 2-5 M12 Joey Johnson rush up middle for 2 yards to the MHS10 (Josh Theriot).
W 3-3 M10 Michael Hassell pass incomplete to Thymus Riche (Ryan Maples).
W 4-3 M10 Michael Hassell rush right for 7 yards to the MHS3, **1ST DOWN WC** (M. Shinlever).
W 1-G M03 *PENALTY WC false start 5 yards to the MHS8*.
W 1-G M08 Joey Johnson rush up middle for 8 yards to the MHS0, TOUCHDOWN, clock 07:00.
Ahmad Childress kick attempt good.

==========
MARYVILLE 17, WHITES CREEK 7
==========

---------- 10 plays, 80 yards, TOP 03:47 ----------

Ahmad Childress kickoff 26 yards to the MHS34, Brock Asbury return 0 yards to the MHS34.
M 1-10 M34 MARYVILLE drive start at 07:00 (2nd).
M 1-10 M34 MHS ball on MHS35.
M 1-10 M35 Michael Potter rush for 6 yards to the MHS41 (John Jernigan;Mardae Weaver).
M 2-4 M41 Zack Presnell rush left for 8 yards to the MHS49, **1ST DOWN MHS**, out-of-bounds (Michael Hassell).
M 1-10 M49 Toki McCray pass incomplete to Michael Potter.
M 2-10 M49 Zack Presnell rush over left guard for 1 yard to the MHS50 (David Ridley).
M 3-9 M50 Toki McCray pass complete to Joey Gourley for 9 yards to the WC41, **1ST DOWN MHS** (Jacques Johnson;Tim Steele).
M 1-10 W41 Zack Presnell rush over left end for 7 yards to the WC34 (Richard Brown).
M 2-3 W34 Michael Potter rush right for loss of 2 yards to the WC36 (William Tribune;Richard Brown).
M 3-5 W36 Toki McCray pass complete to Patrick Thomas for 8 yards to the WC28, **1ST DOWN MHS** (Michael Hassell;Ricardo Moore).
M 1-10 W28 Toki McCray pass complete to Joey Gourley for 14 yards to the WC14, **1ST**

DOWN MHS (Tim Steele;William Tribune).
M 1-10 W14 Toki McCray pass complete to Cole Hammontree for 8 yards to the WC6 (Mardae Weaver).
M 2-2 W06 Michael Potter rush left for 6 yards to the WC0, **1ST DOWN MHS**, TOUCHDOWN, clock 02:24.
Andy Kerr kick attempt good.

==========
MARYVILLE 24, WHITES CREEK 7
==========

---------- 11 plays, 65 yards, TOP 04:36 ----------

J. Deardorff kickoff 53 yards to the WC7, Tim Steele return 11 yards to the WC18 (Nathan Beck).
W 1-10 W18 WHITES CREEK drive start at 02:24 (2nd).
W 1-10 W18 Michael Hassell pass incomplete to Joey Johnson.
W 2-10 W18 William Tribune rush up middle for 4 yards to the WC22 (M. Shinlever).
W 3-6 W22 Timeout Maryville, clock 01:54.
W 3-6 W22 Michael Hassell pass incomplete to Thymus Riche.
W 4-6 W22 Ahmad Childress punt 27 yards to the WC49, downed.
---------- 3 plays, 4 yards, TOP 00:49 ----------

M 1-10 W49 MARYVILLE drive start at 01:35 (2nd).
M 1-10 W49 Toki McCray pass incomplete to Cole Hammontree (Ricardo Moore).
M 2-10 W49 Toki McCray pass complete to Ryan Maples for 6 yards to the WC43 (L. Collier).
M 3-4 W43 Timeout Maryville, clock 01:17.
M 3-4 W43 Michael Potter rush draw play for 18 yards to the WC25, **1ST DOWN MHS** (L. Collier).
M 1-10 W25 Timeout Whites Creek, clock 01:07.
M 1-10 W25 Toki McCray pass incomplete to Patrick Thomas.
M 2-10 W25 Toki McCray pass complete to Patrick Thomas for 13 yards to the WC12, **1ST DOWN MHS** (Michael Hassell).
M 1-10 W12 Toki McCray sacked to the WC23 (David Ridley), fumble by Toki McCray recovered by WC Richard Brown at WC21.
---------- 6 plays, 28 yards, TOP 00:58 ----------

W 1-10 W21 WHITES CREEK drive start at 00:37 (2nd).
W 1-10 W21 William Tribune rush for 13 yards to the WC34, **1ST DOWN WC** (Matt Miller;Cole Hammontree).
W 1-10 W34 Joey Johnson rush over right guard for 2 yards to the WC36 (Isaac Simerly).
W 2-8 W36 End of 1st half, clock 00:00.
Maryville receives. Whites Creeks kicks and defends north goal.

=====END OF 2nd QUARTER=====
MARYVILLE 24, WHITES CREEK 7
==========

Play-by-Play Summary (3rd quarter)

W 2-8 W36 Start of 3rd quarter, clock 12:00, WC ball on WC40.

---------- 2 plays, 15 yards, TOP 00:37 ----------

Ahmad Childress kickoff 39 yards to the MHS21, Michael Potter return 15 yards to the MHS36 (Mitchell Little).

M 1-10 M36 MARYVILLE drive start at 12:00 (3rd).

M 1-10 M36 Zack Presnell rush left for 4 yards to the MHS40, out-of-bounds (Ricardo Moore).

M 2-6 M40 Toki McCray rush draw play for 1 yard to the MHS41 (Ahmad Childress), *PENALTY MHS holding 10 yards to the MHS31*.

M 2-15 M31 2nd and 15.

M 2-15 M31 Toki McCray pass complete to Cole Hammontree for 14 yards to the MHS45, out-of-bounds.

M 3-1 M45 Michael Potter rush over right end for 3 yards to the MHS48, **1ST DOWN MHS** (Jacques Johnson).

M 1-10 M48 Toki McCray pass incomplete to Patrick Thomas, dropped pass.

M 2-10 M48 *PENALTY WC Encroachment 5 yards to the WC47*.

M 2-5 W47 Cole Hammontree rush left for 11 yards to the WC36, **1ST DOWN MHS**, out-of-bounds (Ricardo Moore).

M 1-10 W36 Toki McCray pass incomplete to Zack Presnell.

M 2-10 W36 Michael Potter rush up middle for 8 yards to the WC28.

M 3-2 W28 Michael Potter rush over right end for 2 yards to the WC26, **1ST DOWN MHS** (Richard Brown).

M 1-10 W26 Toki McCray pass complete to Cole Hammontree for 21 yards to the WC5, **1ST DOWN MHS** (Ricardo Moore).

M 1-G W05 Zack Presnell rush left for 4 yards to the WC1, out-of-bounds (Michael Hassell), *PENALTY WC personal foul 0 yards to the WC1*.

M 1-G W01 2nd and 1.

M 2-G W01 Michael Potter rush up middle for 1 yard to the WC0, TOUCHDOWN, clock 09:23. J. Deardorff kick attempt good.

==========
MARYVILLE 31, WHITES CREEK 7
==========

---------- 12 plays, 64 yards, TOP 02:37 ----------

Andy Kerr kickoff 52 yards to the WC8, Thymus Riche return 33 yards to the WC41 (Brock Asbury).

W 1-10 W41 WHITES CREEK drive start at 09:23 (3rd).

W 1-10 W41 Michael Hassell sacked for loss of 13 yards to the WC28 (Matt Miller;M. Shinlever).

W 2-23 W28 Joey Johnson rush for 4 yards to the WC32 (Josh Theriot).

W 3-19 W32 Michael Hassell pass incomplete to John Jernigan.

W 4-19 W32 Ahmad Childress pass complete to Ricardo Moore for 68 yards to the MHS0, **1ST DOWN WC**, TOUCHDOWN, clock 07:38. Ahmad Childress kick attempt good.

==========
MARYVILLE 31, WHITES CREEK 14
==========

---------- 4 plays, 59 yards, TOP 01:45 ----------

Ahmad Childress kickoff 50 yards to the MHS10, Michael Potter return 37 yards to the MHS47, out-of-bounds.

M 1-10 M47 MARYVILLE drive start at 07:38 (3rd).

M 1-10 M47 Michael Potter rush up middle for 8 yards to the WC45 (David Ridley).

M 2-2 W45 *PENALTY MHS false start 6 yards to the MHS49*.

M 2-8 M49 Zack Presnell rush left for 6 yards to the WC45.

M 3-2 W45 Toki McCray rush quarterback sneek for 8 yards to the WC37, **1ST DOWN MHS** (John Jernigan;Ricardo Moore).

M 1-10 W37 Zack Presnell rush over left end for 11 yards to the WC26, **1ST DOWN MHS** (Ricardo Moore).
M 1-10 W26 Timeout Whites Creek, clock 05:17.
M 1-10 W26 Toki McCray pass incomplete to Cole Hammontree (Tim Steele).
M 2-10 W26 Toki McCray pass incomplete to Patrick Thomas.
M 3-10 W26 Toki McCray pass incomplete to Patrick Thomas, dropped pass.
M 4-10 W26 J. Deardorff field goal attempt from 43 MISSED, spot at WC20, clock 04:49.
---------- 8 plays, 27 yards, TOP 02:49 ----------

W 1-10 W20 Michael Hassell pass incomplete to Thymus Riche.
W 2-10 W20 Michael Hassell screen pass complete to Dominick Hamer for 1 yard to the WC21 (Chuck Prugh).
W 3-9 W21 Michael Hassell sacked for loss of 5 yards to the WC16 (Nick Black).
W 4-14 W16 Ahmad Childress punt 32 yards to the WC48, Patrick Thomas return to the WC48, fumble by Patrick Thomas recovered by WC Jeremy Hayes at WC48.
---------- 3 plays, minus 4 yards, TOP 01:22 ----------

W 1-10 W48 WHITES CREEK drive start at 03:27 (3rd).
W 1-10 W48 Joey Johnson rush for 3 yards to the MHS49 (M. Shinlever).
W 2-7 M49 Michael Hassell pass incomplete to Thymus Riche (Scott Wilks).
W 3-7 M49 Timeout Whites Creek, clock 02:21.
W 3-7 M49 Michael Hassell rush for no gain to the MHS49 (Isaac Simerly;Josh Theriot).
W 4-7 M49 Michael Hassell rush for 8 yards to the MHS41, **1ST DOWN WC** (M. Shinlever).
W 1-10 M41 Michael Hassell pass incomplete to Thymus Riche.
W 2-10 M41 Michael Hassell sacked for loss of 4 yards to the MHS45 (Matt Lollar).
W 3-14 M45 Joey Johnson pass incomplete to Tim Steele (Cole Hammontree).
W 4-14 M45 Ahmad Childress punt 32 yards to the MHS13, downed.
---------- 7 plays, 7 yards, TOP 03:27 ----------

M 1-10 M13 MARYVILLE drive start at 00:00 (3rd).

=====END OF 3rd QUARTER======
MARYVILLE 31, WHITES CREEK 14
==========

Play-by-Play Summary (4th quarter)

M 1-10 M13 Start of 4th quarter, clock 12:00.
M 1-10 M13 Zack Presnell rush for 1 yard to the MHS14 (David Ridley).
M 2-9 M14 Michael Potter rush over left tackle for 17 yards to the MHS31, **1ST DOWN MHS** (Ricardo Moore).
M 1-10 M31 Michael Potter rush over left tackle for 6 yards to the MHS37 (Richard Brown;Eric Cotton).
M 2-4 M37 Michael Potter rush over left end for 6 yards to the MHS43, **1ST DOWN MHS** (Ricardo Moore).
M 1-10 M43 Matt Lollar rush over left tackle for 12 yards to the WC45, **1ST DOWN MHS** (Ricardo Moore).
M 1-10 W45 Matt Lollar rush left for 5 yards to the WC40, out-of-bounds (Ricardo Moore).
M 2-5 W40 Zack Presnell rush over right guard for 11 yards to the WC29, **1ST DOWN MHS** (Tim Steele).
M 1-10 W29 Michael Potter rush right for 9 yards to the WC20, out-of-bounds (Tim Steele).
M 2-1 W20 Cole Hammontree rush left for 4 yards to the WC16, **1ST DOWN MHS**, out-of-bounds (Tim Steele).
M 1-10 W16 Michael Potter rush over left tackle for 12 yards to the WC4, **1ST DOWN MHS**, out-of-bounds (Michael Hassell).
M 1-G W04 Rusty Dyer rush over right guard for 4 yards to the WC0, TOUCHDOWN, clock 08:29.
J. Deardorff kick attempt good.

==========
MARYVILLE 38, WHITES CREEK 14
==========

---------- 11 plays, 87 yards, TOP 03:35 ----------

Andy Kerr kickoff 30 yards to the WC30, David Ridley return to the WC30, fumble by David Ridley recovered by MHS Jeff French at WC31.
M 1-10 W31 MARYVILLE drive start at 08:25 (4th).
M 1-10 W31 Timeout Whites Creek, clock 08:25.
M 1-10 W31 Jason Phillips pass complete to Joey Gourley for 14 yards to the WC17, **1ST DOWN MHS** (Michael Hassell).
M 1-10 W17 Matt Lollar rush over right tackle for 9 yards to the WC8 (Joel Ridley).
M 2-1 W08 Matt Lollar rush over left guard for 3 yards to the WC5, **1ST DOWN MHS** (Tim Steele;James Abernathy).
M 1-G W05 Matt Lollar rush over left tackle for 5 yards to the WC0, TOUCHDOWN, clock 06:47.
J. Deardorff kick attempt good.

==========
MARYVILLE 45, WHITES CREEK 14
==========

---------- 4 plays, 31 yards, TOP 01:38 ----------

Andy Kerr kickoff 50 yards to the WC10, Thymus Riche return 14 yards to the WC24 (Josh Combs).
W 1-10 W24 WHITES CREEK drive start at 06:47 (4th).
W 1-10 W24 Michael Hassell rush left for 14 yards to the WC38, **1ST DOWN WC**, out-of-bounds (E. Wrzeniewski).
W 1-10 W38 Michael Hassell sacked for loss of 14 yards to the WC24 (Nick Black).
W 2-24 W24 Michael Hassell pass intercepted by Matt Stalcup at WC38, Matt Stalcup return 6 yards to the WC32 (Jason Perry).
---------- 3 plays, 0 yards, TOP 01:09 ----------

M 1-10 W32 MARYVILLE drive start at 05:38 (4th).
M 1-10 W32 *PENALTY MHS offside 5 yards to the WC37.*
M 1-15 W37 Jason Phillips pass incomplete to Brad Henry.

M 2-15 W37 *PENALTY WC personal foul 27 yards to the WC10,* ***1ST DOWN MHS***.
M 1-G W10 E. Wrzeniewski rush for 9 yards to the WC1 (Eric Cotton).
M 2-G W01 Jason Phillips rush quarterback sneek for 1 yard to the WC0, TOUCHDOWN, clock 04:59.
J. Deardorff kick attempt good.

==========
MARYVILLE 52, WHITES CREEK 14
==========

---------- 3 plays, 32 yards, TOP 00:39 ----------

J. Deardorff kickoff 41 yards to the WC19, Thymus Riche return 11 yards to the WC30 (E. Wrzeniewski;Brad Henry).
W 1-10 W30 WHITES CREEK drive start at 04:59 (4th).
W 1-10 W30 Jason Christman rush right for 9 yards to the WC39 (Jeff French).
W 2-1 W39 Jason Christman rush left for 6 yards to the WC45, **1ST DOWN WC** (Matt Miller).
W 1-10 W45 Jason Christman rush right for 8 yards to the MHS47 (C. Hammontree).
W 2-2 M47 Michael Hassell pass incomplete to Ricardo Moore (Josh Combs).
W 3-2 M47 Jason Christman rush left for loss of 1 yard to the MHS48 (E. Wrzeniewski).
W 4-3 M48 Michael Hassell rush over right end for 10 yards to the MHS38, **1ST DOWN WC** (C. Hammontree).
W 1-10 M38 Michael Hassell rush left for 3 yards to the MHS35 (Brad Henry).
W 2-7 M35 Michael Hassell rush left for 22 yards to the MHS13, **1ST DOWN WC**, out-of-bounds (Brad Henry).
W 1-10 M13 Michael Hassell pass incomplete to Thymus Riche, *PENALTY MHS pass interference 7 yards to the MHS6,* ***1ST DOWN WC***, NO PLAY.
W 1-G M06 Michael Hassell pass complete to Dominick Hamer for 4 yards to the MHS2 (Jeff French).
W 2-G M02 Michael Hassell rush right for 2 yards to the MHS0, TOUCHDOWN, clock 00:00.

==========
MARYVILLE 52, WHITES CREEK 20
==========

W 1-G M02 End of 2nd half, clock 00:00.
---------- 10 plays, 70 yards, TOP 04:59 ----------

=========FINAL SCORE=========
MARYVILLE 52, WHITES CREEK 20
==========

1997 Class 4A Football Playoffs

November 7 - December 6, 1997

First Round

R1 #1 Tennessee (6-4) 7
Game 101 Fri. Nov. 7 7 PM
R2 #4 Cocke Co. (3-7) 8

R2 #2 Morristown West (7-3) 19
Game 102 Fri. Nov. 7 7 PM
R1 #3 Daniel Boone (5-5) 28

R1 #2 Elizabethton (8-2) 49
Game 103 Fri. Nov. 7 7 PM
R2 #3 Greeneville (6-4) 16

R1 #4 Sullivan South (2-8) 7
Game 104 Fri. Nov. 7 7 PM
R2 #1 Morristown East 20

R3 #1 Maryville (9-1) 35
Game 105 Fri. Nov. 7 7 PM
R4 #4 Hixson (4-6) 6

R4 #2 East Ridge (9-1) 48
Game 106 Fri. Nov. 7 7 PM
R3 #3 Knoxville West (5-5) 7

R3 #2 Knoxville Halls (8-2) 15
Game 107 Fri. Nov. 7 7 PM
R4 #3 Rhea Co. (7-3) 42

R3 #4 Anderson Co. (4-6) 24
Game 108 Fri. Nov. 7 7 PM
R4 #1 Cleveland (6-3) 27

R5 #1 Tullahoma (9-1) 17
Game 109 Fri. Nov. 7 7 PM
R6 #4 Cheatham Co. (7-3) 6

R6 #2 Springfield (7-3) 31
Game 110 Fri. Nov. 7 7 PM
R5 #3 Hillwood (5-5) 21

R5 #2 Antioch (6-4) 0
Game 111 Fri. Nov. 7 7 PM
R6 #3 Whites Creek (6-3) 16

R5 #4 Shelbyville (6-4) 0
Game 112 Fri. Nov. 7 7 PM
R6 #1 Pearl Cohn (9-1) 42

R7 #1 Dyersburg (10-0) 38
Game 113 Fri. Nov. 7 7 PM
R8 #4 Memphis East (6-4) 12

R8 #2 Trezevant (6-4) 22
Game 114 Fri. Nov. 7 7 PM
R7 #3 J. North Side (7-3) 9

R7 #2 Hardin Co. (9-1) 21
Game 115 Fri. Nov. 7 7 PM
R8 #3 Raleigh Egypt (6-4) 7

R7 #4 Lexington (3-7) 0
Game 116 Fri. Nov. 7 7 PM
R8 #1 Fairley (8-2) 14

Second Round

Cocke Co. 29
Game 201 Fri. Nov. 14 7 PM
Daniel Boone 25

Elizabethton 12
Game 202 Fri. Nov. 14 7 PM
Morristown East 7

Maryville 42
Game 203 Fri. Nov. 14 7 PM
East Ridge 14

Rhea Co. 19
Game 204 Fri. Nov. 14 7 PM
Cleveland 14

Tullahoma 7
Game 205 Fri. Nov. 14 7 PM
Springfield 16

Whites Creek 0
Game 206 Fri. Nov. 14 7 PM
Pearl Cohn 30

Dyersburg 21
Game 207 Fri. Nov. 14 7 PM
Trezevant 14

Hardin Co. 20
Game 208 Fri. Nov. 14 7 PM
Fairley 19

Quarterfinals

Cocke Co. 6
Game 301 Fri. Nov. 21 7 PM
Elizabethton 29

Maryville 37
Game 302 Fri. Nov. 21 7 PM
Rhea Co. 7

Springfield 0
Game 303 Fri. Nov. 21 7 PM
Pearl Cohn 28

Dyersburg 28
Game 304 Fri. Nov. 21 7 PM
Hardin Co. 13

Semifinals

Elizabethton 21
Game 401 Fri. Nov. 28 7 PM
Maryville 42

Pearl Cohn 40
Game 402 Fri. Nov. 28 7 PM
Dyersburg 0

Championship

Maryville 16
Game 501 Sat. Dec. 6 3:30 PM Clinic Bowl @ Vanderbilt
Pearl Cohn 36

Pearl Cohn
STATE CHAMPION

Notes:

Pearl Cohn (13-1) vs. Maryville (13-1)

Final Pearl Cohn 36 - Maryville 16

	Pearl Cohn	Maryville
First Downs	11	21
Rushing	9	11
Passing	2	4
Penalty	0	6
Rushing Attempts	39	26
Yards Gained Rushing	210	100
Yards Lost Rushing	32	46
Net Yards Rushing	**178**	**54**
Net Yards Passing	**76**	**121**
Passes Attempted	8	27
Passes Completed	3	14
Had Intercepted	2	1
Total Offensive Plays	**47**	**53**
Total Net Yards	**254**	**175**
Average Gain Per Play	5.4	3.3
Fumbles: Number - Lost	2-0	3-1
Penalities: Number - Yards	18-184	2-10
Number of Punts - Yards	2-78	4-82
Average Per Punt	39.0	20.5
Punt Returns: Number Yards	2-77	1-2
Kickoff Returns: Number Yards	3-65	4-44
Interception Returns: Number - Yards	1-64	2-7
*Fumble Returns: Number - Yards	0-0	0-0
Time of Possession	24:23	23:37
Third Down Conversions	3 of 9	5 of 11
Fourth Down Conversions	2 of 3	5 of 11
Sacks By: Number - Yards	5-43	0-0

* Fumbles only returned for yardage

Maryville wins toss and defers to second half.

First Quarter

Maryville kicks off. Santonio Beard returns to 47. Beard moves to Maryville 42 for first down.
Beard goes for another first down. PC first and 10 on MRV 32 (10:49)
Beard goes for first down on 3rd and 12.
PC call timeout. 4th and 3 on MRV 12 (9:00)
PC TD Danny Penny pass to James Pratt. PAT Beard PC 8 - MRV 0 (8:49)
MRV takes ball on MRV 22.
Toki McCray sneaks for first down. (7:21)
MRV takes timeout with 3rd and 19. (6:02)
MRV pass incomplete. PC penalized for roughing passer. 1st and 10 on MRV 39.
MRV moves for first down on two running plays to PC 48 (5:09)
PC gets sack, but penalized 15 yards for unsportsmanlike conduct. (4:48)
MRV 1st down on PC 35.
PC penalized 5 yards offside.
Michael Potter goes 17 yards to PC 18. 1st and 10 (4:14)
MRV passes incomplete.
MRV's Andy Kerr hits 35 yd fg. PC 8-3 (3:59) - First points scored on PC in last six games.
MRV kickoff returned to PC 35.
PC penalized 15 yards for clip on scramble by Perry. 1st and 29 on PC 16 (3:04)
Beard carries for 16. Leaves game with possible injury.
PC pass Perry to Pratt for 68 yard TD. PAT pass no good. PC 14- MRV 3 (1:50)

MRV returns kickoff from 2 to the 23. 1st down.
McCray scrambles for first down on MRV 38.
End of Quarter
Pearl Cohn 14 Maryville 3

Second Quarter
MRV punts to PC on 4th and 5 on MRV 43. Punt returned for TD, but clip and unsportsmanlike conduct penalities move ball back to PC 45.
Perry pass complete for -10 yards. 3rd and 20 on PC 38 (9:52)
PC punts on 4th and 25. PC downs ball on MRV 33. (9:30)
MRV fumbles, PC recoveres Kimani Dean's fumble on MRV 30.
Beard returns to the game and goes up the middle for 24 yards to MRV 6. PC first and goal. Beard goes 6 yards for TD. Perry to John Henderson for 2pt conversion. PC 22 MRV 3 (7:24)
MRV returns kickoff to 28.
MRV punts on 4th and 20. McKinley Young Jr. blocks punt and returned by Kenneth Gates for TD. Perry to Pratt for 2pt conversion. PC 30 - MRV 3 (5:40)
MRV return kickoff from the 25 to 34.
MRV carries to midfield. 15 yard unsportsmanlike conduct penalty moves ball to PC 33. (5:27)
PC penalized 15 yards for unsportsmanlike conduct. MRV 1st down on PC 19 (4:33)
MRV first down pass to Joey Gourley from McCray. 1st and goal on PC 6.
Pass to David Sweetland from McCray for TD. PAT no good. PC 30 - MRV 9 (2:25)
MRV kickoff returned to PC 30. (1:18)
PC punt downed at MRV 27 (0:37)
PC personal foul. MRV first down on MRV 46
PC has 145 yards in penalities
Young intercepts and returns for PC TD. PAT nogood after 5 yard penalty.
End of Half
Pearl Cohn 36 Maryville 9

Third Quarter
MRV receives kickoff. Moves for first down on MRV 47 (10:44)
MRV pass complete for first down.
Michael Potter carries up middle to PC 27. 1st down MRV (9:17)
Perry to Dean for 27 yards and TD. PAT Kerr good. (9:10)
PC 36 - MRV 16
MRV onside kick did not go 10 yards. PC ball on PC 43.
Beard for first down. PC ball on MRV 31 (8:57)
Beard for 16 yards. 1st down PC on MRV 15
PC calls timout with 3rd and 29 on MRV 33 (5:43)
Perry's pass intercepted by Sweetland, returned to MRV 13
Dean carries for MRV fist down at PC 38. (4:00)
MRV punts on 4th and 9 on MRV 40
Punt off side of foot goes for 10 yards. PC ball at midfield (2:50)
Beard goes 50 yards for TD. Called back because of holding. PC first and 15.
Cedrick Wilson hit for 7 yard loss. 3rd and 22.
PC punts on 4th and 15 at PC 46. (0:52)
Ball dead on MRV 13.
End of Quarter
Pearl Cohn 36 Maryville 16

Fourth Quarter
MRV moves to PC 44 after roughing the passer penalty against PC (10:48)
MRV goes for it on 4th and 3. Short. PC takes over on PC 47 (9:41)
Beard for 20 yards to MRV 34.
Pass intercepted by Ryan Maples in end zone. MRV 1st and 10 at MRV 20 (6:54)

MRV punts from endzone. PC returns. Penalized 15 yards for clip. PC 1st and 10 on PC 45.
Beard for first down on MRV 35 (2:42)
Beard for first down on MRV 24 (2:03)
End of Game

Pearl Cohn 36 Maryville 16

Maryville High School (Maryville)
Nickname Rebels Colors Red, Black
Class 4A Region 3

29-Aug at	Alcoa	W (35-17)
5-Sep at	Knoxville Central*	W (41-12)
12-Sep	Heritage	W (41- 0)
19-Sep	Powell*	W (40-13)
26-Sep at	William Blount	W (41- 8)
3-Oct	Carter*	W (51-13)
10-Oct at	Anderson County*	L (16-35)
17-Oct	Knoxville West*	W (20- 7)
24-Oct	South-Doyle*	W (28- 7)
31-Oct at	Knoxville Halls*	W (23-21)
7-Nov	Hixson	W (35- 6)
14-Nov	East Ridge	W (42-14)
21-Nov	Rhea County	W (37- 7)
28-Nov at	Elizabethton	W (42-21)

Pearl-Cohn High School (Nashville)
Nickname Firebirds Colors Red, White, Black
Class 4A Region 6

29-Aug at	MBA	L (22-23)
5-Sep	Maplewood*	W (36- 0)
12-Sep at	Kenwood*	W (42- 0)
19-Sep	Beech*	W (51-18)
26-Sep at	Cheatham County*	W (34- 8)
3-Oct	Goodpasture	W (36- 3)
10-Oct	Whites Creek*	W (14- 6)
17-Oct at	Springfield*	W (12- 7)
24-Oct	Clarksville*	W (62- 0)
31-Oct at	Stratford*	W (52- 0)
7-Nov	Shelbyville	W (42- 0)
14-Nov	Whites Creek	W (30- 0)
21-Nov	Springfield	W (28- 0)
28-Nov	Dyersburg	W (50- 0)

1995 Class 4A Football Playoffs

November 3 - December 2, 1995

Notes:

1994 Class 4A Football Playoffs

November 11 - December 10, 1994

First Round		Second Round		Quarterfinals		Semifinals		Championship		
Sullivan Central (7-3)	48									
Fri. Nov. 11 7:30 PM		Sullivan Central	7							
Morristown West (5-5)	6			Powell	21					
		Fri. Nov. 18 7:30 PM								
Powell (8-2)	35									
Fri. Nov. 11 7:30 PM		Powell	21							
Brentwood (6-4)	21					Cherokee	6			
				Fri. Nov. 25 7:30 PM						
Shelbyville (8-2)	27									
Fri. Nov. 11 7:30 PM		Shelbyville	7							
Maryville (7-3)	6									
		Fri. Nov. 18 7:30 PM								
Sullivan North (8-2)	12			Cherokee	24					
Fri. Nov. 11 7:30 PM		Cherokee	21					Cleveland	7	
Cherokee (8-2)	14									
						Fri. Dec. 2 7:30 PM				
Cleveland (10-0)	42									
Fri. Nov. 11 7:30 PM		Cleveland	49							
Tullahoma (7-3)	7			Cleveland	41					
		Fri. Nov. 18 7:30 PM								
Elizabethton (7-3)	21									
Fri. Nov. 11 7:30 PM		Elizabethton	21							
Cocke Co. (6-4)	18									
				Fri. Nov. 25 7:30 PM						
Greeneville (6-4)	35					Cleveland	38			
Fri. Nov. 11 7:30 PM		Greeneville	20							
Sullivan South (6-4)	14									
		Fri. Nov. 18 7:30 PM								
Anderson Co. (6-4)	28			Anderson Co.	8					
OT										
Fri. Nov. 11 7:30 PM		Anderson Co.	29							
Smyrna (9-1)	27									
								Sat. Dec. 10 3:30 PM Clinic Bowl @ Vanderbilt		**Cleveland** STATE CHAMPION
Brentwood Academy (9-1)	54									
Fri. Nov. 11 7:30 PM		Brentwood Academy	28							
Fayette Ware (5-5)	18			Brentwood Academy	31					
		Fri. Nov. 18 7:30 PM								
Craigmont (8-1)	3									
Fri. Nov. 11 7:30 PM		MUS	14							
MUS (5-4)	16					Brentwood Academy	3			
				Fri. Nov. 25 7:30 PM						
Wooddale (8-2)	30									
Fri. Nov. 11 7:30 PM		Wooddale	18							
Ripley (5-5)	6									
		Fri. Nov. 18 7:30 PM								
Pearl Cohn (4-6)	0			Collierville	3					
Fri. Nov. 11 7:30 PM		Collierville	38							
Collierville (9-1)	43									
						Fri. Dec. 2 7:30 PM				
Haywood (9-1)	61									
Fri. Nov. 11 7:30 PM		Haywood	20					Haywood	6	
Memphis Overton (6-4)	0			Haywood	27					
		Fri. Nov. 18 7:30 PM								
Maplewood (6-4)	27									
Fri. Nov. 11 7:30 PM		Maplewood	0							
Hardin Co. (8-2)	6									
				Fri. Nov. 25 7:30 PM						
Lexington (7-3)	20					Haywood	7			
Fri. Nov. 11 7:30 PM		Cheatham Co.	7							
Cheatham Co. (7-3)	48									
		Fri. Nov. 18 7:30 PM								
Obion Co. (2-8)	12			Westwood	20					
Fri. Nov. 11 7:30 PM		Westwood	13							
Westwood (9-1)	48									

Notes:

1992 Class AAA Football Playoffs

November 13 - December 12, 1992

Notes:

1987 Class AAA Football Playoffs

November 6 - December 5, 1987

First Round		Second Round		Quarterfinals		Semifinals		Championship		
Dobyns Bennett	31									
Fri. Nov. 6 7:30 PM		Dobyns Bennett	14							
Cocke Co.	7			Knoxville Central	7					
		Fri. Nov. 13 7:30 PM								
Knoxville Central	28									
Fri. Nov. 6 7:30 PM		Knoxville Central	20							
Maryville	13					Tullahoma	13			
				Fri. Nov. 20 7:30 PM						
Cleveland	15									
Fri. Nov. 6 7:30 PM		Cleveland	14							
Brainerd	14									
		Fri. Nov. 13 7:30 PM								
Lebanon	6			Tullahoma	29			Jefferson Co.	28	
Fri. Nov. 6 7:30 PM		Tullahoma	26							
Tullahoma	25									
						Fri. Nov. 27 7:30 PM				
Shelbyville	17									
Fri. Nov. 6 7:30 PM		Shelbyville	16							
Oakland	14			McMinn Co.	6					
		Fri. Nov. 13 7:30 PM								
McCallie	7									
Fri. Nov. 6 7:30 PM		McMinn Co.	38							
McMinn Co.	14									
				Fri. Nov. 20 7:30 PM						
Heritage	13					Jefferson Co.	21			
Fri. Nov. 6 7:30 PM		Jefferson Co.	51							
Oak Ridge	14									
		Fri. Nov. 13 7:30 PM								
Jefferson Co.	47			Jefferson Co.	30					
Fri. Nov. 6 7:30 PM		Oak Ridge	0							
Sullivan South	7									
								Sat. Dec. 5 7:30 PM Clinc Bowl @ Vanberbilt		**Jefferson Co.** STATE CHAMPION
Gallatin	56									
Fri. Nov. 6 7:30 PM		Gallatin	14							
Clarksville	6			Gallatin	28					
		Fri. Nov. 13 7:30 PM								
Whites Creek	7									
Fri. Nov. 6 7:30 PM		Whites Creek	7							
Hunters Lane	6					Gallatin	24			
				Fri. Nov. 20 7:30 PM						
Haywood	6									
Fri. Nov. 6 7:30 PM		Collierville	24							
Collierville	13									
		Fri. Nov. 13 7:30 PM								
Whitehaven	14			Collierville	12					
Fri. Nov. 6 7:30 PM		Whitehaven	20							
Hillcrest	12									
						Fri. Nov. 27 7:30 PM				
White Station	7									
Fri. Nov. 6 7:30 PM		Hamilton	12					Gallatin	10	
Hamilton	51			Germantown	28					
		Fri. Nov. 13 7:30 PM								
Germantown	12									
Fri. Nov. 6 7:30 PM		Germantown	28							
Jackson Central-Merry	7									
				Fri. Nov. 20 7:30 PM						
Stratford	28					Germantown	14			
Fri. Nov. 6 7:30 PM		Stratford	7							
MBA	7									
		Fri. Nov. 13 7:30 PM								
Dickson Co.	15			Mt. Juliet	14					
Fri. Nov. 6 7:30 PM		Mt. Juliet	13							
Mt. Juliet	19									

Notes:

1986 Class AA Football Playoffs

November 7 - December 6, 1986

First Round	Second Round	Quarterfinals	Semifinals	Championship	
Unicoi Co. (8-2) 14					
Fri. Nov. 7 7:30 PM	Seymour 0				
Seymour (9-1) 26		Austin-East 32			
	Fri. Nov. 14 7:30 PM				
Austin-East (10-0) 44					
Fri. Nov. 7 7:30 PM	Austin-East 46				
Anderson Co. (5-5) 6			Austin-East 21		
		Fri. Nov. 21 7:30 PM			
Loudon (10-0) 28					
Fri. Nov. 7 7:30 PM	Loudon 13				
Polk Co. (8-2) 6					
	Fri. Nov. 14 7:30 PM				
Marion Co. (6-4) 42		Marion Co. 13			
Fri. Nov. 7 7:30 PM	Marion Co. 30			Austin-East 28	
DeKalb Co. (8-2) 21					
			Fri. Nov. 28 7:30 PM		
Gatlinburg-Pittman (10-0) 28					
Fri. Nov. 7 7:30 PM	Gatlinburg-Pittman 14				
Happy Valley (9-1) 6		Maryville 14			
	Fri. Nov. 14 7:30 PM				
Harriman (7-3) 3					
Fri. Nov. 7 7:30 PM	Maryville 31				
Maryville (9-1) 14					
		Fri. Nov. 21 7:30 PM			
Chattanooga Central (8-2) 19			Maryville 3		
Fri. Nov. 7 7:30 PM	Chattanooga Central 14				
Sweetwater (7-3) 7					
	Fri. Nov. 14 7:30 PM				
York Institute (8-2) 0		Chattanooga Central 12			
Fri. Nov. 7 7:30 PM	Bledsoe Co. 6				
Bledsoe Co. (9-1) 20				Wed. Dec. 3 3:30 PM Clinic Bowl @ Vanderbilt	**Austin-East** STATE CHAMPION
Marshall Co. (8-2) 40					
Fri. Nov. 7 7:30 PM	Marshall Co. 0				
Portland (4-6) 0		Brentwood Academy 24			
	Fri. Nov. 14 7:30 PM				
Brentwood Academy (9-0) 30					
Fri. Nov. 7 7:30 PM	Brentwood Academy 28				
Camden (7-3) 6			Brentwood Academy 7		
		Fri. Nov. 21 7:30 PM			
Milan (8-1) 28					
Fri. Nov. 7 7:30 PM	Milan 28				
Huntingdon (8-2) 0					
	Fri. Nov. 14 7:30 PM				
ECS (8-2) 0		Milan 21			
Fri. Nov. 7 7:30 PM	Ridgeway 6				
Ridgeway (7-3) 6					
			Fri. Nov. 28 7:30 PM		
White House (8-2) 7					
Fri. Nov. 7 7:30 PM	White House 10				
Hickman Co. (8-1) 6				Brentwood Academy 20	
	Fri. Nov. 14 7:30 PM	White House 7			
Waverly (6-4) 14					
Fri. Nov. 7 7:30 PM	Waverly 0				
Goodpasture (5-5) 7					
		Fri. Nov. 21 7:30 PM			
Lexington (8-2) 0			Trezevant 6		
Fri. Nov. 7 7:30 PM	Humboldt 9				
Humboldt (8-2) 7					
	Fri. Nov. 14 7:30 PM				
Trezevant (10-0) 13		Trezevant 28			
Fri. Nov. 7 7:30 PM	Trezevant 19				
Memphis Catholic (5-4) 0					

Notes:

1984 Class AA Football Playoffs

November 16 - December 8, 1984

First Round

Marshall Co. (10-0) 14
Fri. Nov. 16 7:30 PM
White House (8-2) 7

Brentwood Academy (9-1) 48
Fri. Nov. 16 7:30 PM
Waverly (7-3) 7

Milan (10-0) 14
Fri. Nov. 16 7:30 PM
McNairy Central (7-3) 0

Kirby (10-0) 8
Thu. Nov. 15 7:30 PM
Sheffield (8-2) 0

Marion Co. (10-0) 53
Fri. Nov. 16 7:30 PM
Smith Co. (7-3) 18

Howard (8-2) 20
Fri. Nov. 16 7:30 PM
Sweetwater (10-0) 14

Maryville (9-1) 21
Fri. Nov. 16 7:30 PM
Scott (7-3) 7

Unicoi Co. (9-1) 20
Fri. Nov. 16 7:30 PM
Seymour (8-2) 6

Quarterfinals

Marshall Co. 16
Fri. Nov. 23 7:30 PM
Brentwood Academy 7

Milan 17
Fri. Nov. 23 7:30 PM
Kirby 0

Marion Co. 39
Fri. Nov. 23 7:30 PM
Howard 21

Maryville 27
Fri. Nov. 23 7:30 PM
Unicoi Co. 19

Semifinals

Marshall Co. 25
Fri. Nov. 30 7:30 PM
Milan 0

Marion Co. 14
Fri. Nov. 30 7:30 PM
Maryville 13

Championship

Marshall Co. 20
Sat. Dec. 8 3:30 PM
Clinic Bowl @ Vanderbilt
Marion Co. 13

Marshall Co.
STATE CHAMPION

Notes:

1982 Class AA Football Playoffs

November 12 - December 4, 1982

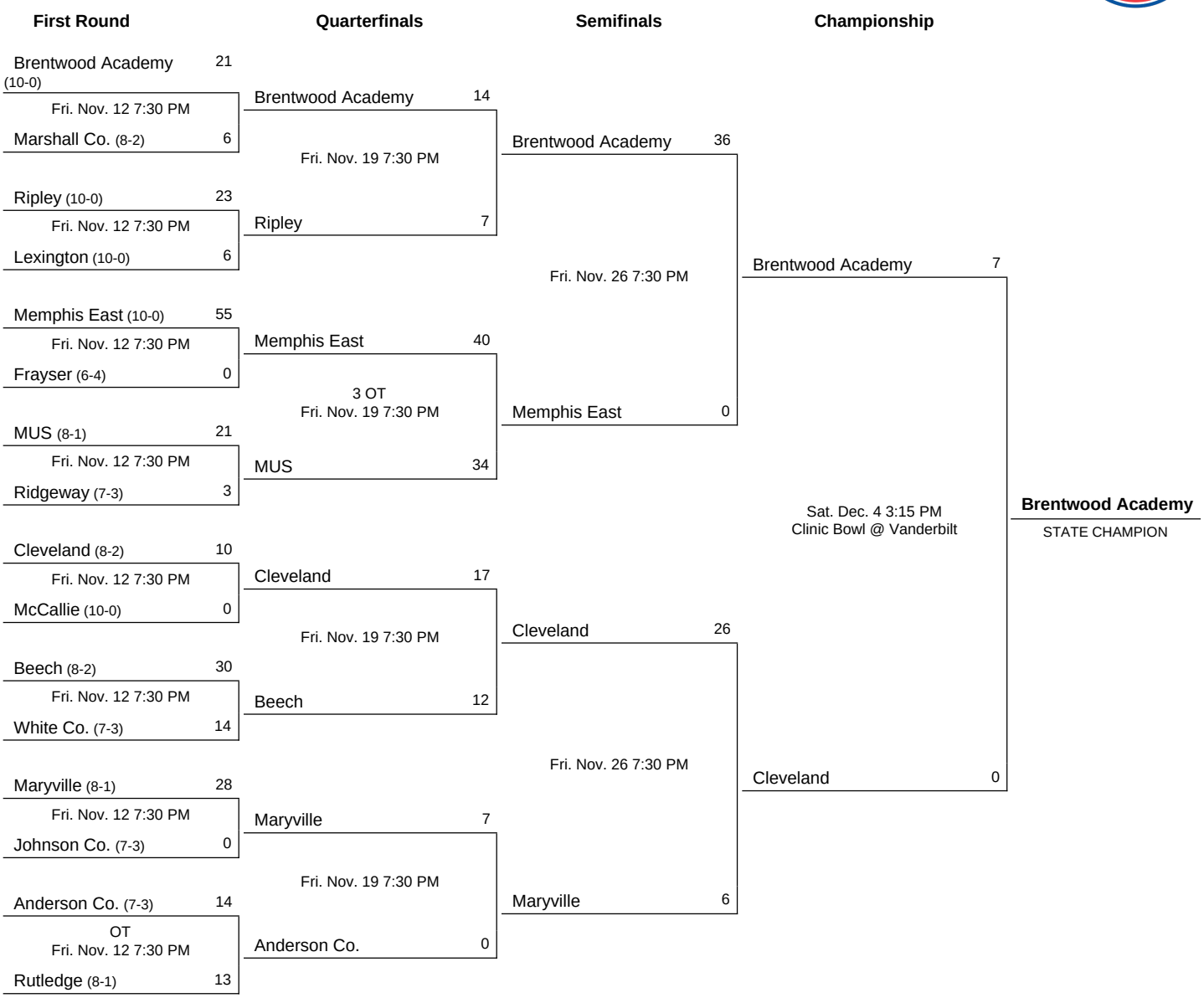

Notes:

1981 Class AA Football Playoffs

November 27 - November 27, 1981

First Round

Brentwood Academy (9-1) 33
Fri. Nov. 13 7:30 PM
Giles Co. (7-3) 6

Milan (9-1) 13
Fri. Nov. 13 7:30 PM
Ripley (5-5) 10

Collierville (10-0) 27
Fri. Nov. 13 7:30 PM
Ridgeway (6-4) 14

Frayser (7-3) 15
Fri. Nov. 13 7:30 PM
Memphis East (8-2) 14

Roane Co. (9-1) 54
Fri. Nov. 13 7:30 PM
Chattanooga City (9-1) 7

Beech (8-2) 21
Fri. Nov. 13 7:30 PM
Livingston Academy (7-3) 14

Maryville (8-1) 18
Fri. Nov. 13 7:30 PM
Johnson Co. (9-1) 0

Seymour (9-1) 21
Fri. Nov. 13 7:30 PM
Rutledge (5-4) 14

Quarterfinals

Brentwood Academy 41
Fri. Nov. 20 7:30 PM
Milan 0

Collierville 18
Fri. Nov. 20 7:30 PM
Frayser 3

Roane Co. 21
Fri. Nov. 20 7:30 PM
Beech 0

Maryville 41
Fri. Nov. 20 7:30 PM
Seymour 7

Semifinals

Brentwood Academy 14
Fri. Nov. 27 7:30 PM
Collierville 3

Roane Co. 6
Fri. Nov. 27 7:30 PM
Maryville 2

Championship

Brentwood Academy 44
Fri. Dec. 4 7:30 PM
Roane Co. 13

Brentwood Academy
STATE CHAMPION

Notes:

1979 Class AA Football Playoffs

November 16 - December 7, 1979

First Round

Humboldt 52
Fri. Nov. 16 7:30 PM
Memphis Prep 0

Memphis East 34
Fri. Nov. 16 7:30 PM
Memphis Central 15

Lexington 49
Fri. Nov. 16 7:30 PM
J. North Side 8

Brentwood Academy 35
Fri. Nov. 16 7:30 PM
Marshall Co. 13

Maryville 21
Fri. Nov. 16 7:30 PM
Oliver Springs 0

Rogersville 9
Fri. Nov. 16 7:30 PM
South Greene 7

Lenoir City 41
Fri. Nov. 16 7:30 PM
McMinn Central 19

York Institute 18
Fri. Nov. 16 7:30 PM
Portland 13

Quarterfinals

Humboldt 21
Fri. Nov. 23 7:30 PM
Memphis East 13

Lexington 17
Fri. Nov. 23 7:30 PM
Brentwood Academy 14

Maryville 25
Fri. Nov. 23 7:30 PM
Rogersville 0

Lenoir City 20
Fri. Nov. 23 7:30 PM
York Institute 13

Semifinals

Humboldt 7
Fri. Nov. 30 7:30 PM
Lexington 0

Maryville 31
Fri. Nov. 30 7:30 PM
Lenoir City 0

Championship

Humboldt 13
Fri. Dec. 7 7:30 PM
Maryville 10

Humboldt
STATE CHAMPION

Notes:

1978 Class AA Football Playoffs

November 10 - December 1, 1978

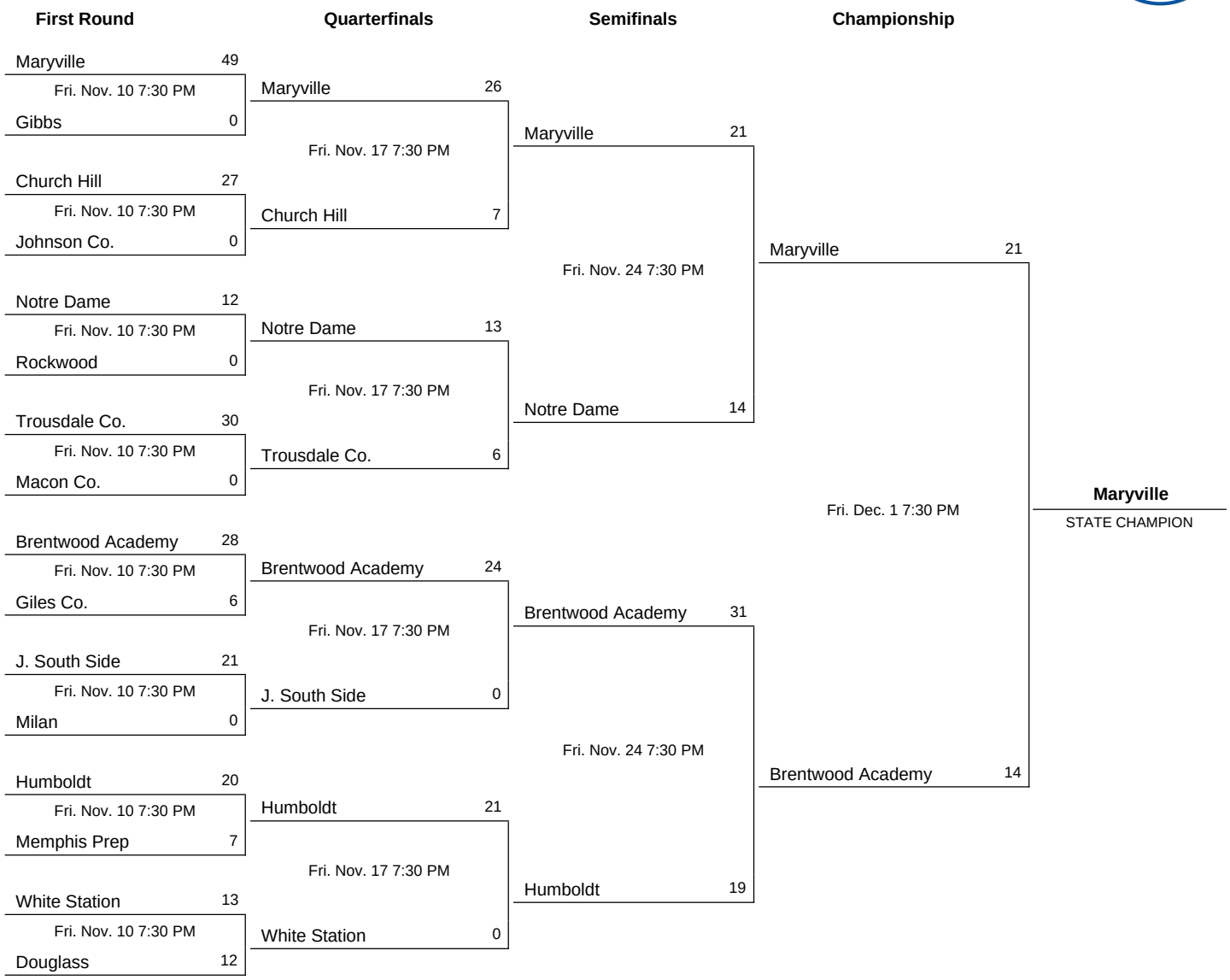

Notes:

1977 Class AA Football Playoffs

November 11 - December 2, 1977

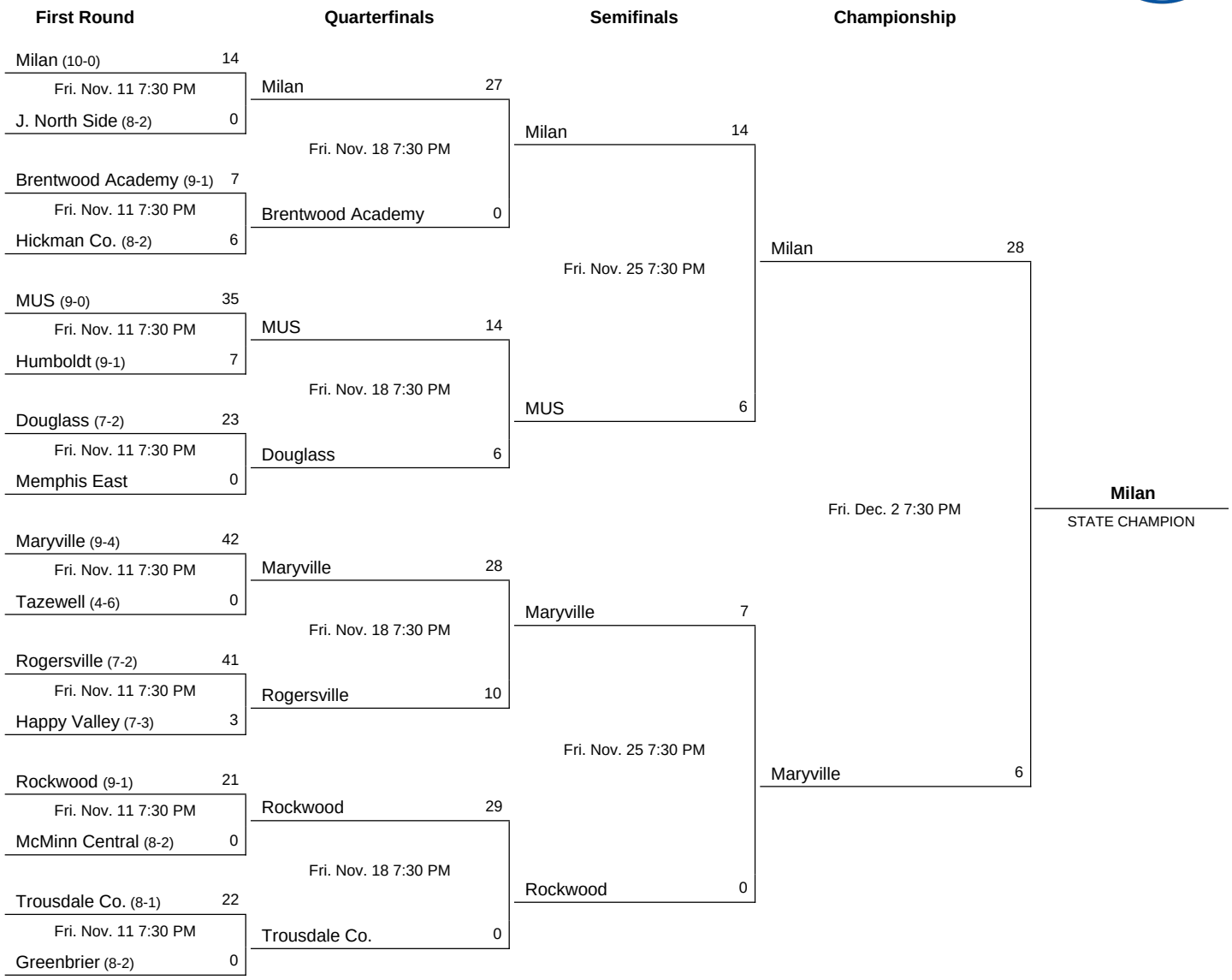

Notes:

1976 Class AA Football Playoffs

November 12 - November 26, 1976 ·

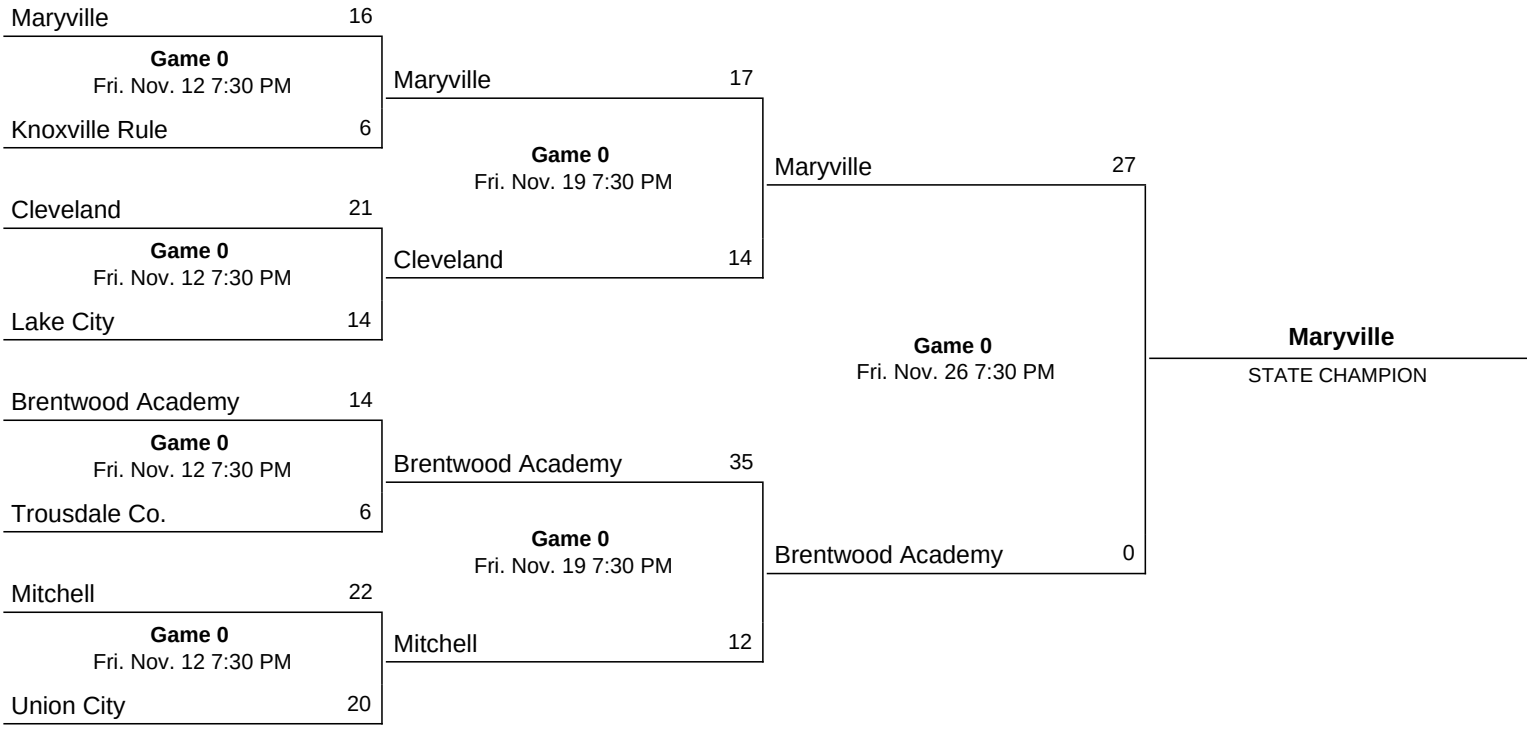

1975 Class AA Football Playoffs

November 14 - November 28, 1975 ·

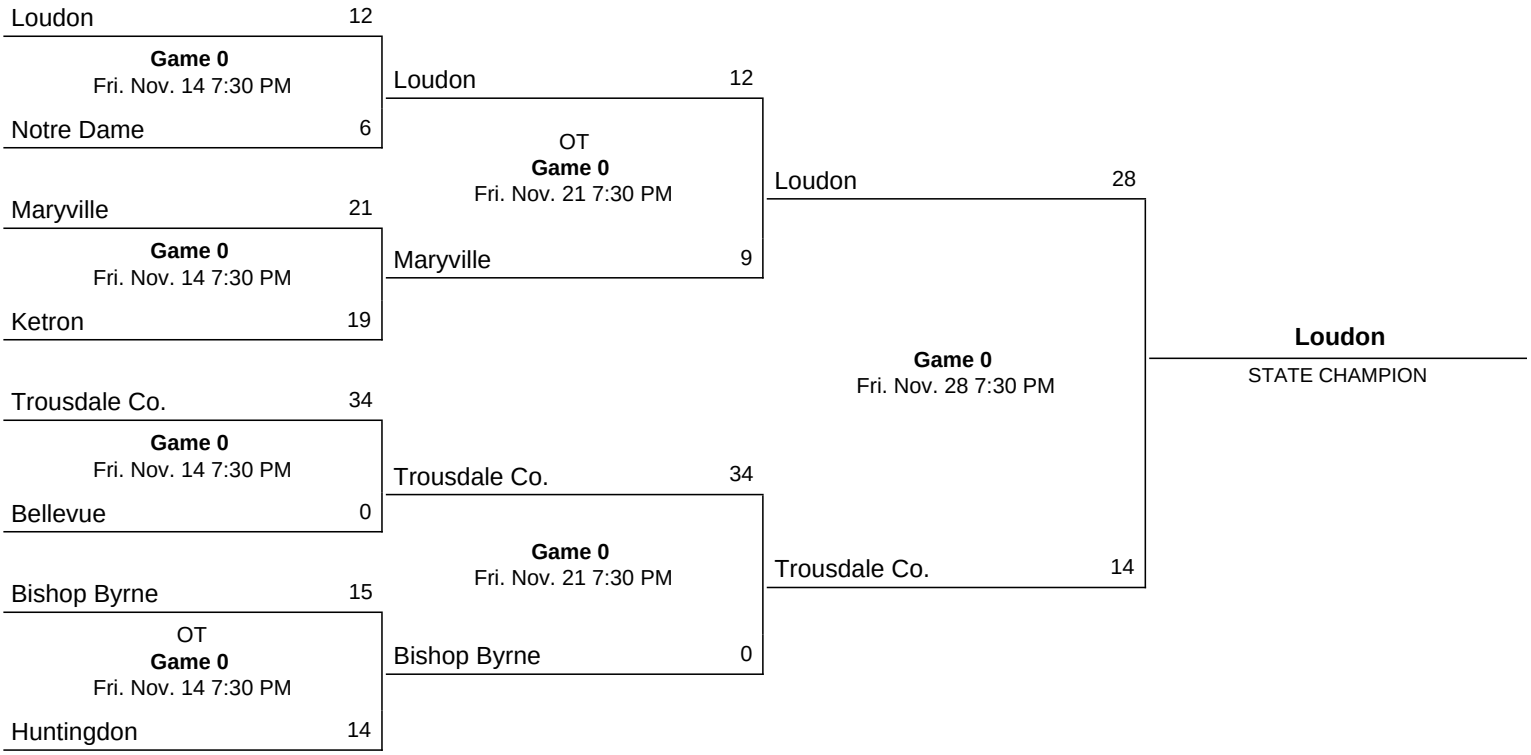

1973 Class AA Football Playoffs

November 23 - December 7, 1973 ·

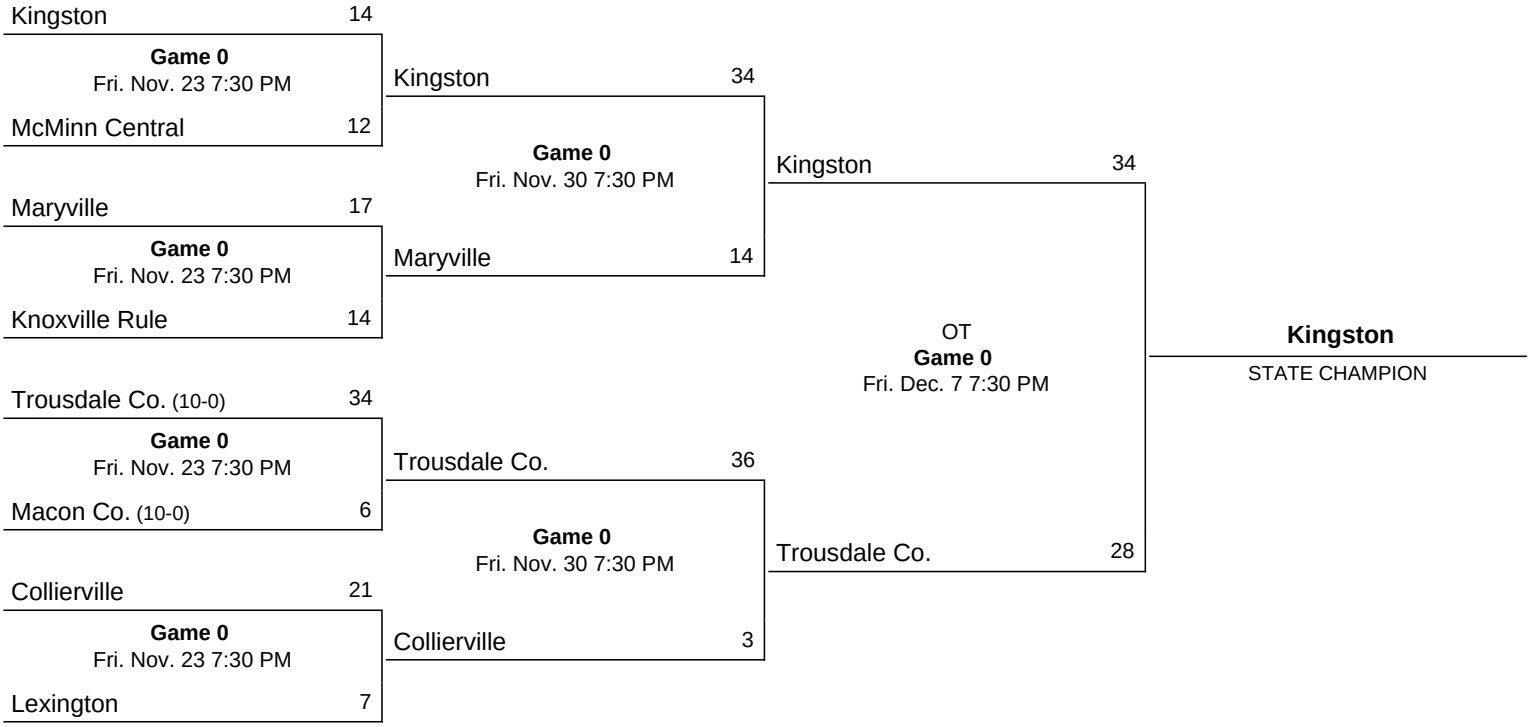

1972 Class AA Football Playoffs

November 17 - December 1, 1972 ·

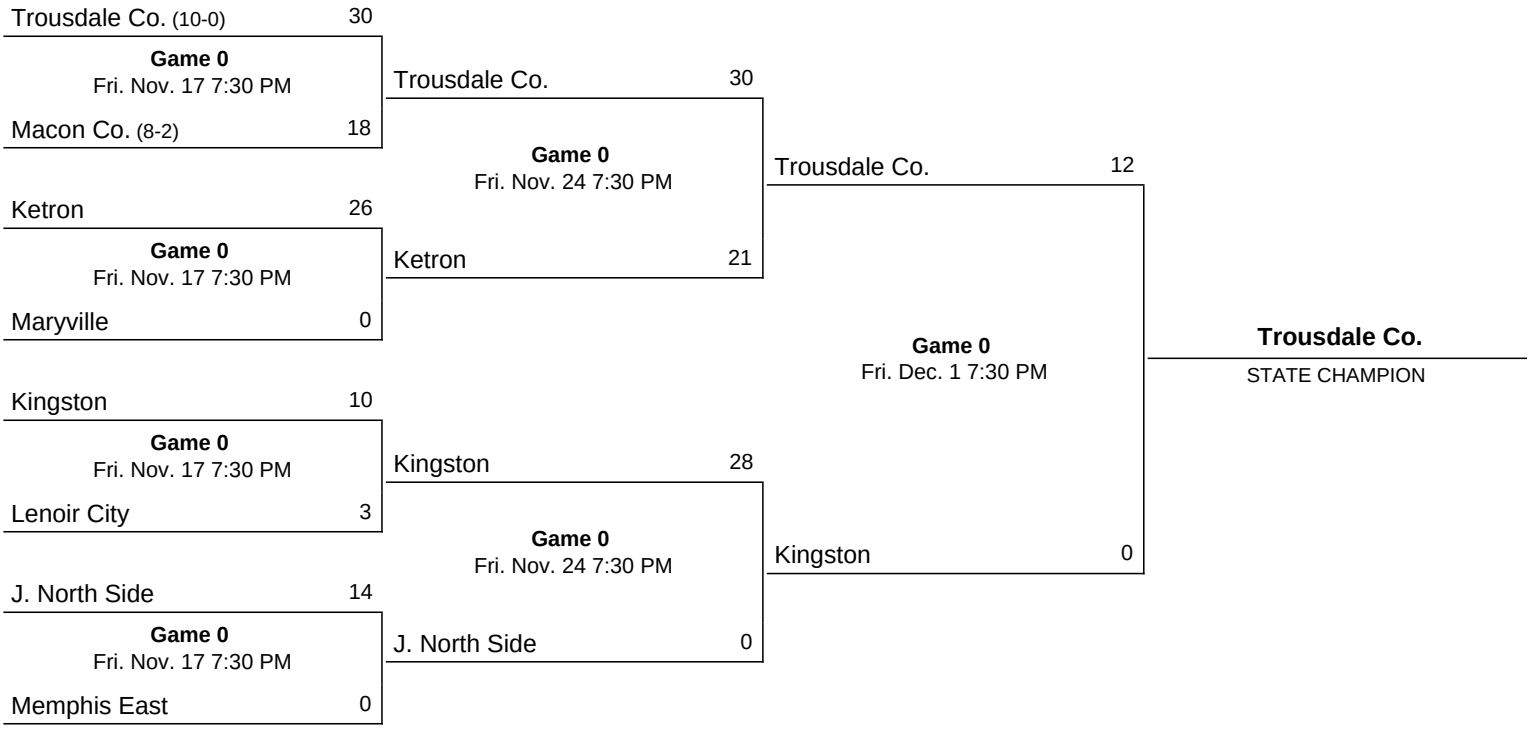

1971 Class AA Football Playoffs

November 19 - November 26, 1971 ·

Milan (10-0) 27

Game 0
Fri. Nov. 19 7:30 PM

Marshall Co. (9-1) 0

Kingston (10-0) 14

Game 0
Fri. Nov. 19 7:30 PM

Maryville (10-0) 13

Milan 10

Game 0
Fri. Nov. 26

Kingston 7

Milan

STATE CHAMPION

1970 Class AA Football Playoffs

November 20 - November 27, 1970 ·