Marshall Co. High School
Girls' Basketball
Lewisburg, TN

POSTSEASON HISTORY REPORT

GENERATED MAY 2, 2024

Summary

Championship Record: 26-18
Appearances (22): 2019, 2008, 2007, 2000, 1998, 1995, 1991, 1990, 1984, 1980, 1979, 1978, 1977, 1976, 1974, 1973, 1972, 1971, 1968, 1967, 1966, 1925
Finals Appearances/Runners-up (5): 1972, 1976, 1980, 2007, 2008
Championships (4): 2008, 1980, 1976, 1972

Finals Appearances

Year	Class	Award	Detail
1972		Team Champions	(31-0)
1976	Class AA	Team Champions	(27-4)
1980	Class AA	Team Champions	(26-2)
2007	Class AA	Team Runner-Up	(25-10)
2008	Class AA	Team Champions	(32-4)

Awards

Year	Award	Name	Class
2008	Most Valuable Player	Lauren March	Class AA
2009	Miss Basketball	Lauren March	Class AA

2019 Class AA State Girls' Basketball Tournament

March 6 - March 9, 2019 · MTSU - Murphy Center

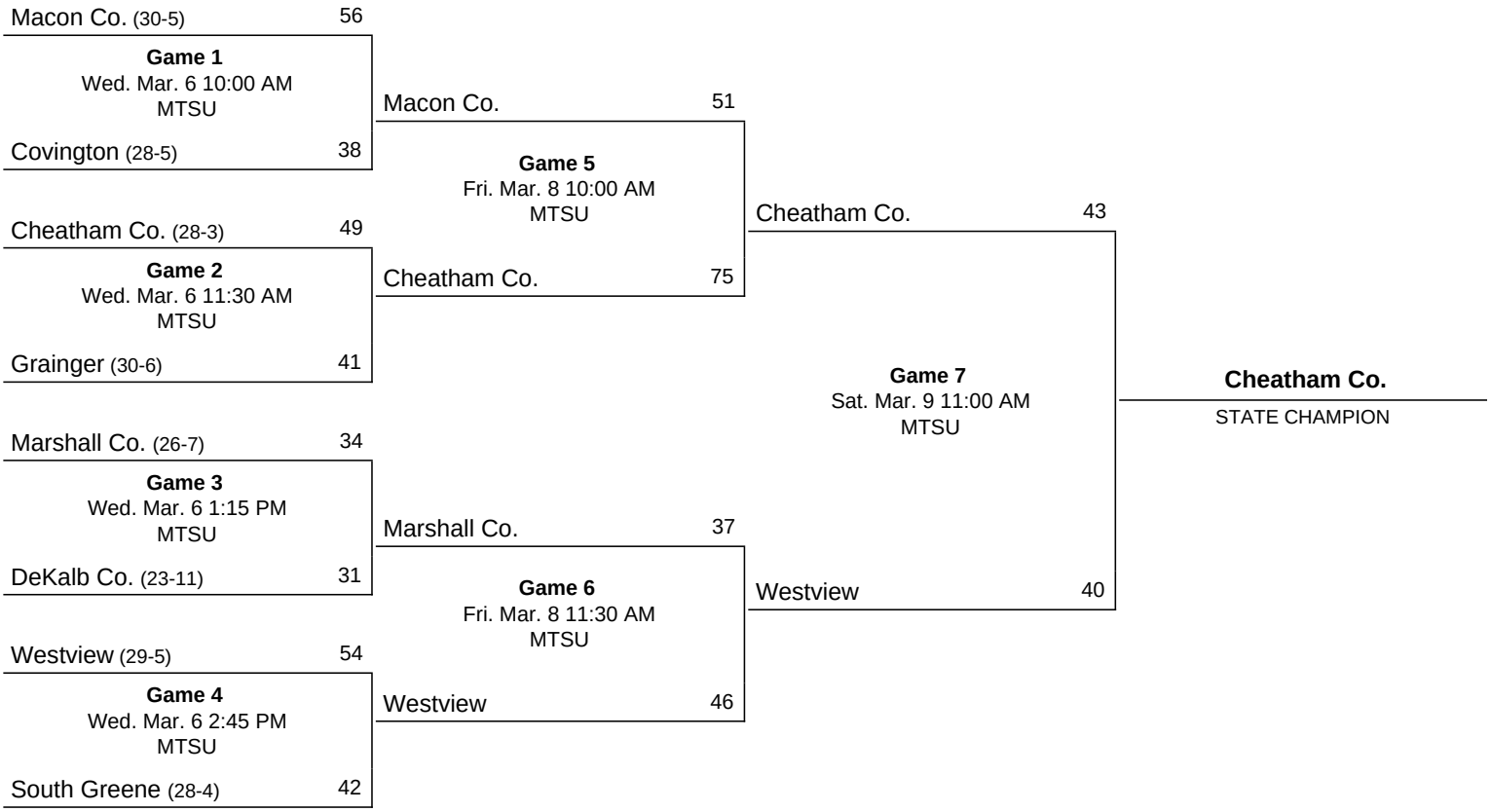

Official Basketball Box Score -- Game Totals -- Final Statistics

DeKalb Co. vs Marshall Co.

03/06/19 1:15p.m. at Murfreesboro, Tenn. (Murphy Center)

DeKalb Co. 31 • 23-12

##	Player		Total FG-FGA	3-Ptr FG-FGA	FT-FTA	Rebounds Off	Def	Tot	PF	TP	A	TO	Blk	Stl	Min
04	Ruch, Mya	*	1-3	0-2	1-2	1	2	3	2	3	1	3	1	1	32
10	Brown, Lydia	*	6-8	4-6	0-0	0	2	2	3	16	0	1	0	1	19
11	Colwell, Emme	*	2-6	2-4	0-0	3	5	8	2	6	4	0	1	0	32
12	Parsley, Maddison	*	1-4	0-2	0-0	0	1	1	1	2	0	1	0	1	29
32	Ferrell, Kadee	*	2-12	0-3	0-0	0	2	2	3	4	4	2	0	0	32
14	France, Mackenzie		0-1	0-0	0-0	0	1	1	1	0	0	1	0	0	13
21	Robinson, Joni		0-0	0-0	0-0	0	0	0	0	0	0	1	0	0	3
	Team					1	3	4							
	Totals		12-34	6-17	1-2	5	16	21	12	31	9	9	2	3	160

	1st		2nd		3rd		4th		Game		Deadball Rebounds
1st - FG %:	4-9	44.4%	1-6	16.7%	4-9	44.4%	3-10	30.0%	12-34	35.3%	0
3FG %:	2-5	40.0%	0-2	0.0%	2-4	50.0%	2-6	33.3%	6-17	35.3%	
FT %:	0-0	0.0%	0-0	0.0%	1-2	50.0%	0-0	0.0%	1-2	50.0%	

Marshall Co. 34 • 27-7

##	Player		Total FG-FGA	3-Ptr FG-FGA	FT-FTA	Rebounds Off	Def	Tot	PF	TP	A	TO	Blk	Stl	Min
04	Wiser, Karlye	*	1-4	1-4	0-0	0	1	1	0	3	2	0	0	0	32
12	Tidwell, Sydney	*	0-1	0-1	0-0	0	0	0	1	0	0	1	0	0	9
15	Ingram, Demarial	*	3-9	0-0	2-2	0	7	7	0	8	0	3	1	2	32
21	Keiler, Kelsey	*	2-11	0-1	0-1	1	4	5	0	4	1	3	0	1	32
22	Crutcher, Dionna	*	2-2	2-2	0-0	0	2	2	2	6	2	0	1	1	29
24	Davis, Hannah		6-11	0-0	1-1	7	3	10	2	13	2	2	1	0	26
	Team					1	1	2							
	Totals		14-38	3-8	3-4	9	18	27	5	34	7	9	3	4	160

	1st		2nd		3rd		4th		Game		Deadball Rebounds
1st - FG %:	4-10	40.0%	3-11	27.3%	4-11	36.4%	3-6	50.0%	14-38	36.8%	0
3FG %:	0-0	0.0%	2-5	40.0%	0-1	0.0%	1-2	50.0%	3-8	37.5%	
FT %:	3-3	100.0%	0-0	0.0%	0-0	0.0%	0-1	0.0%	3-4	75.0%	

Officials: Blaine Hartsell, Matt Spraker, Tommy Sewell
Technical fouls: DeKalb Co.-None. Marshall Co.-None.
Attendance:

Score by periods	1st	2nd	3rd	4th	Total
DeKalb Co.	10	2	11	8	**31**
Marshall Co.	11	8	8	7	**34**

DeKalb Co. vs Marshall Co.

03/06/19 1:15p.m. at Murfreesboro, Tenn. (Murphy Center)

1st PERIOD Play-by-Play (Page 1)

HOME TEAM: Marshall Co.	Time	Score	Margin	VISITORS: DeKalb Co.
REBOUND (DEF) by Crutcher, Dionna	06:56			MISSED 3 PTR by Colwell, Emme
MISSED LAYUP by Keiler, Kelsey	06:35			REBOUND (DEF) by Parsley, Maddison
REBOUND (DEF) by Ingram, Demarial	06:22			MISSED JUMPER by Ferrell, Kadee
MISSED LAYUP by Ingram, Demarial	06:14			REBOUND (DEF) by (TEAM)
	05:39	0-3	V 3	GOOD! 3 PTR by Brown, Lydia
	05:39			ASSIST by Ferrell, Kadee
GOOD! LAYUP by Ingram, Demarial [PNT]	05:13	2-3	V 1	
	04:58			FOUL by Brown, Lydia (P1T1)
	04:58			TURNOVR by Brown, Lydia
SUB IN : Davis, Hannah	04:58			
SUB OUT: Tidwell, Sydney	04:58			
MISSED LAYUP by Davis, Hannah	04:42			REBOUND (DEF) by Ferrell, Kadee
REBOUND (DEF) by Crutcher, Dionna	04:27			MISSED 3 PTR by Ferrell, Kadee
GOOD! LAYUP by Davis, Hannah [PNT]	04:10	4-3	H 1	
ASSIST by Crutcher, Dionna	04:10			
REBOUND (DEF) by Ingram, Demarial	03:43			MISSED 3 PTR by Parsley, Maddison
GOOD! LAYUP by Ingram, Demarial [FB/PNT]	03:35	6-3	H 3	
	03:20	6-5	H 1	GOOD! JUMPER by Brown, Lydia
GOOD! LAYUP by Davis, Hannah [FB/PNT]	03:08	8-5	H 3	
ASSIST by Wiser, Karlye	03:08			
GOOD! FT SHOT by Davis, Hannah	03:08	9-5	H 4	FOUL by Parsley, Maddison (P1T2)
	02:56			TURNOVR by Ruch, Mya
STEAL by Ingram, Demarial	02:55			
GOOD! FT SHOT by Ingram, Demarial	02:53	10-5	H 5	FOUL by Brown, Lydia (P2T3)
GOOD! FT SHOT by Ingram, Demarial	02:53	11-5	H 6	
	02:53			SUB IN : France, Mackenzie
	02:53			SUB OUT: Brown, Lydia
REBOUND (DEF) by Ingram, Demarial	02:16			MISSED JUMPER by Ferrell, Kadee
MISSED LAYUP by Davis, Hannah	01:57			REBOUND (DEF) by Ferrell, Kadee
	01:54			TIMEOUT TEAM
	01:36	11-8	H 3	GOOD! 3 PTR by Colwell, Emme
	01:36			ASSIST by Ferrell, Kadee
MISSED LAYUP by Davis, Hannah	01:15			BLOCK by Colwell, Emme
REBOUND (OFF) by Keiler, Kelsey	01:13			
TURNOVR by Keiler, Kelsey	00:57			STEAL by Ruch, Mya
	00:30	11-10	H 1	GOOD! JUMPER by Ruch, Mya
	00:30			ASSIST by Colwell, Emme
MISSED LAYUP by Ingram, Demarial	00:00			REBOUND (DEF) by (TEAM)

Marshall Co. 11, DeKalb Co. 10

1st period-only	In Paint	Off T/O	2nd Chance	Fast Break	Bench	
DeKalb Co.	0	2	0	0	0	Score tied - 0 times.
Marshall Co.	8	2	0	4	5	Lead changed - 1 time.

DeKalb Co. vs Marshall Co.

03/06/19 1:15p.m. at Murfreesboro, Tenn. (Murphy Center)

2nd PERIOD Play-by-Play (Page 1)

HOME TEAM: Marshall Co.	Time	Score	Margin	VISITORS: DeKalb Co.
GOOD! 3 PTR by Crutcher, Dionna	07:14	14-10	H 4	
REBOUND (DEF) by Davis, Hannah	06:51			MISSED 3 PTR by Ferrell, Kadee
	06:44			SUB IN : France, Mackenzie
	06:44			SUB OUT: Brown, Lydia
MISSED 3 PTR by Tidwell, Sydney	06:33			REBOUND (DEF) by France, Mackenzie
FOUL by Tidwell, Sydney (P1T1)	06:18			
	06:18			SUB IN : Robinson, Joni
	06:18			SUB OUT: Parsley, Maddison
	05:59			FOUL by Ferrell, Kadee (P1T4)
	05:59			TURNOVR by Ferrell, Kadee
SUB IN : Davis, Hannah	05:59			
SUB OUT: Crutcher, Dionna	05:59			
MISSED LAYUP by Keiler, Kelsey	05:56			
REBOUND (OFF) by Davis, Hannah	05:56			
GOOD! 3 PTR by Wiser, Karlye	05:52	17-10	H 7	
ASSIST by Davis, Hannah	05:52			
REBOUND (DEF) by Ingram, Demarial	05:15			MISSED 3 PTR by Ruch, Mya
MISSED LAYUP by Ingram, Demarial	04:55			BLOCK by Ruch, Mya
	04:53			REBOUND (DEF) by Ruch, Mya
	04:47	17-12	H 5	GOOD! LAYUP by Ferrell, Kadee [PNT]
	04:47			ASSIST by Colwell, Emme
TURNOVR by Tidwell, Sydney	04:27			
BLOCK by Davis, Hannah	03:46			MISSED JUMPER by Ferrell, Kadee
REBOUND (DEF) by Ingram, Demarial	03:44			
MISSED 3 PTR by Wiser, Karlye	03:36			REBOUND (DEF) by Colwell, Emme
	03:23			TURNOVR by Robinson, Joni
	03:04			FOUL by France, Mackenzie (P1T5)
SUB IN : Crutcher, Dionna	03:04			SUB IN : Parsley, Maddison
SUB OUT: Tidwell, Sydney	03:04			SUB OUT: Robinson, Joni
GOOD! LAYUP by Davis, Hannah [PNT]	02:50	19-12	H 7	
ASSIST by Wiser, Karlye	02:50			
REBOUND (DEF) by Wiser, Karlye	02:13			MISSED JUMPER by Ferrell, Kadee
MISSED JUMPER by Keiler, Kelsey	01:45			
REBOUND (OFF) by Davis, Hannah	01:45			
MISSED JUMPER by Keiler, Kelsey	01:40			REBOUND (DEF) by Ruch, Mya
	01:23			TURNOVR by Ferrell, Kadee
STEAL by Ingram, Demarial	01:22			
MISSED JUMPER by Keiler, Kelsey	01:08			REBOUND (DEF) by Colwell, Emme
REBOUND (DEF) by Keiler, Kelsey	00:50			MISSED JUMPER by France, Mackenzie
TIMEOUT TEAM	00:48			
MISSED 3 PTR by Keiler, Kelsey	00:03			REBOUND (DEF) by (TEAM)

Marshall Co. 19, DeKalb Co. 12

2nd period-only	In Paint	Off T/O	2nd Chance	Fast Break	Bench	
DeKalb Co.	2	0	0	0	0	Score tied - 0 times.
Marshall Co.	2	5	3	0	2	Lead changed - 0 times.

DeKalb Co. vs Marshall Co.

03/06/19 1:15p.m. at Murfreesboro, Tenn. (Murphy Center)

3rd PERIOD Play-by-Play (Page 1)

HOME TEAM: Marshall Co.	Time	Score	Margin	VISITORS: DeKalb Co.
	07:40	19-15	H 4	GOOD! 3 PTR by Colwell, Emme
	07:40			ASSIST by Ruch, Mya
TURNOVR by Ingram, Demarial	07:29			
	06:56	19-17	H 2	GOOD! JUMPER by Parsley, Maddison [PNT]
	06:46			FOUL by Brown, Lydia (P3T1)
SUB IN : Davis, Hannah	06:46			
SUB OUT: Tidwell, Sydney	06:46			
MISSED LAYUP by Davis, Hannah	06:30			REBOUND (DEF) by Brown, Lydia
REBOUND (DEF) by Davis, Hannah	06:17			MISSED 3 PTR by Brown, Lydia
MISSED 3 PTR by Wiser, Karlye	05:56			REBOUND (DEF) by Colwell, Emme
	05:43			MISSED JUMPER by Parsley, Maddison
	05:43			REBOUND (OFF) by Colwell, Emme
BLOCK by Ingram, Demarial	05:38			MISSED LAYUP by Colwell, Emme
	05:38			REBOUND (OFF) by (TEAM)
SUB IN : Tidwell, Sydney	05:38			SUB IN : France, Mackenzie
SUB OUT: Crutcher, Dionna	05:38			SUB OUT: Brown, Lydia
FOUL by Davis, Hannah (P1T1)	05:32	19-18	H 1	GOOD! FT SHOT by Ruch, Mya
REBOUND (DEF) by Keiler, Kelsey	05:32			MISSED FT SHOT by Ruch, Mya
SUB IN : Crutcher, Dionna	05:32			
SUB OUT: Tidwell, Sydney	05:32			
MISSED JUMPER by Ingram, Demarial	05:01			
REBOUND (OFF) by Davis, Hannah	05:01			
TURNOVR by Davis, Hannah	04:57			
	04:18			FOUL by Ruch, Mya (P1T2)
	04:18			TURNOVR by Ruch, Mya
GOOD! JUMPER by Keiler, Kelsey [PNT]	03:51	21-18	H 3	
	03:30			TURNOVR by France, Mackenzie
STEAL by Keiler, Kelsey	03:29			
MISSED LAYUP by Keiler, Kelsey	03:02			
REBOUND (OFF) by Davis, Hannah	03:02			
GOOD! LAYUP by Davis, Hannah [PNT]	03:00	23-18	H 5	
	02:55			TIMEOUT 30sec
	02:47			SUB IN : Brown, Lydia
	02:47			SUB OUT: France, Mackenzie
REBOUND (DEF) by Keiler, Kelsey	02:45			MISSED 3 PTR by Ruch, Mya
GOOD! LAYUP by Davis, Hannah [PNT]	02:14	25-18	H 7	
ASSIST by Keiler, Kelsey	02:14			
	01:59			MISSED JUMPER by Ferrell, Kadee
	01:59			REBOUND (OFF) by Ruch, Mya
	01:54	25-20	H 5	GOOD! LAYUP by Brown, Lydia [PNT]
	01:54			ASSIST by Colwell, Emme
MISSED LAYUP by Ingram, Demarial	01:29			
REBOUND (OFF) by (TEAM)	01:29			
MISSED LAYUP by Ingram, Demarial	01:25			
REBOUND (OFF) by Davis, Hannah	01:25			
MISSED JUMPER by Davis, Hannah	01:23			REBOUND (DEF) by Colwell, Emme
FOUL by Davis, Hannah (P2T2)	01:23			
FOUL by Crutcher, Dionna (P1T3)	00:57			
	00:42	25-23	H 2	GOOD! 3 PTR by Brown, Lydia
	00:42			ASSIST by Ferrell, Kadee
GOOD! LAYUP by Ingram, Demarial [PNT]	00:03	27-23	H 4	

Marshall Co. 27, DeKalb Co. 23

3rd period-only	In Paint	Off T/O	2nd Chance	Fast Break	Bench	
DeKalb Co.	4	2	3	0	0	Score tied - 0 times.
Marshall Co.	8	4	2	0	4	Lead changed - 0 times.

DeKalb Co. vs Marshall Co.

03/06/19 1:15p.m. at Murfreesboro, Tenn. (Murphy Center)

4th PERIOD Play-by-Play (Page 1)

HOME TEAM: Marshall Co.	Time	Score	Margin	VISITORS: DeKalb Co.
SUB IN : Davis, Hannah	08:00			
SUB OUT: Tidwell, Sydney	08:00			
GOOD! LAYUP by Davis, Hannah [PNT]	07:34	29-23	H 6	
ASSIST by Crutcher, Dionna	07:34			
	07:12			MISSED 3 PTR by Brown, Lydia
	07:12			REBOUND (OFF) by Colwell, Emme
	07:08			TIMEOUT 30sec
	06:51			TURNOVR by Ruch, Mya
STEAL by Crutcher, Dionna	06:49			
TURNOVR by Ingram, Demarial	06:44			
	06:40			STEAL by Parsley, Maddison
REBOUND (DEF) by Ingram, Demarial	06:37			MISSED LAYUP by Ferrell, Kadee
MISSED 3 PTR by Wiser, Karlye	06:14			REBOUND (DEF) by Brown, Lydia
	05:49			TURNOVR by Parsley, Maddison
MISSED JUMPER by Keiler, Kelsey	05:30			
REBOUND (OFF) by Davis, Hannah	05:30			
	05:29			FOUL by Colwell, Emme (P1T3)
	05:12			FOUL by Colwell, Emme (P2T4)
TURNOVR by Davis, Hannah	05:01			
	04:41			MISSED LAYUP by Colwell, Emme
	04:41			REBOUND (OFF) by Colwell, Emme
	04:28	29-26	H 3	GOOD! 3 PTR by Brown, Lydia
	04:28			ASSIST by Colwell, Emme
MISSED LAYUP by Keiler, Kelsey	04:13			
REBOUND (OFF) by Davis, Hannah	04:13			
GOOD! 3 PTR by Crutcher, Dionna	04:09	32-26	H 6	
ASSIST by Davis, Hannah	04:09			
REBOUND (DEF) by (TEAM)	03:33			MISSED 3 PTR by Parsley, Maddison
	03:33			TIMEOUT TEAM
SUB IN : Tidwell, Sydney	03:33			
SUB OUT: Crutcher, Dionna	03:33			
TURNOVR by Keiler, Kelsey	03:23			
SUB IN : Crutcher, Dionna	03:23			
SUB OUT: Tidwell, Sydney	03:23			
	03:12	32-29	H 3	GOOD! 3 PTR by Brown, Lydia
	03:12			ASSIST by Ferrell, Kadee
	03:09			TIMEOUT TEAM
	02:59			FOUL by Ferrell, Kadee (P2T5)
GOOD! LAYUP by Keiler, Kelsey [PNT]	02:43	34-29	H 5	
REBOUND (DEF) by Davis, Hannah	02:29			MISSED JUMPER by Ferrell, Kadee
TURNOVR by Ingram, Demarial	01:59			
	01:42	34-31	H 3	GOOD! LAYUP by Ferrell, Kadee [PNT]
	01:23			FOUL by Ruch, Mya (P2T6)
TIMEOUT TEAM	01:18			
TURNOVR by Keiler, Kelsey	01:06			
	01:02			STEAL by Brown, Lydia
FOUL by Crutcher, Dionna (P2T4)	00:44			
REBOUND (DEF) by Keiler, Kelsey	00:31			MISSED 3 PTR by Ferrell, Kadee
MISSED FT SHOT by Keiler, Kelsey	00:25			FOUL by Ferrell, Kadee (P3T7)
	00:25			REBOUND (DEF) by Colwell, Emme
	00:25			SUB IN : Robinson, Joni
	00:25			SUB OUT: Parsley, Maddison
	00:22			TIMEOUT TEAM
BLOCK by Crutcher, Dionna	00:00			MISSED 3 PTR by Colwell, Emme
REBOUND (DEF) by Ingram, Demarial	00:00			

Marshall Co. 34, DeKalb Co. 31

4th period-only	In Paint	Off T/O	2nd Chance	Fast Break	Bench	
DeKalb Co.	2	8	3	0	0	Score tied - 0 times.
Marshall Co.	4	0	3	0	2	Lead changed - 0 times.

Official Basketball Box Score -- 1st Period-Only
DeKalb Co. vs Marshall Co.
03/06/19 1:15p.m. at Murfreesboro, Tenn. (Murphy Center)

DeKalb Co. 10 • 23-12

			Total	3-Ptr		Rebounds									
##	Player		FG-FGA	FG-FGA	FT-FTA	Off	Def	Tot	PF	TP	A	TO	Blk	Stl	Min
04	Ruch, Mya	*	1-1	0-0	0-0	0	0	0	0	2	0	1	0	1	8
10	Brown, Lydia	*	2-2	1-1	0-0	0	0	0	2	5	0	1	0	0	5
11	Colwell, Emme	*	1-2	1-2	0-0	0	0	0	0	3	1	0	1	0	8
12	Parsley, Maddison	*	0-1	0-1	0-0	0	1	1	1	0	0	0	0	0	8
32	Ferrell, Kadee	*	0-3	0-1	0-0	0	2	2	0	0	2	0	0	0	8
14	France, Mackenzie		0-0	0-0	0-0	0	0	0	0	0	0	0	0	0	2
	Team					0	2	2							
	Totals		4-9	2-5	0-0	0	5	5	3	10	3	2	1	1	-

FG %:	4-9	44.4%
3FG %:	2-5	40.0%
FT %:	0-0	0.0%

Deadball Rebounds
0

Marshall Co. 11 • 27-7

			Total	3-Ptr		Rebounds									
##	Player		FG-FGA	FG-FGA	FT-FTA	Off	Def	Tot	PF	TP	A	TO	Blk	Stl	Min
04	Wiser, Karlye	*	0-0	0-0	0-0	0	0	0	0	0	1	0	0	0	8
12	Tidwell, Sydney	*	0-0	0-0	0-0	0	0	0	0	0	0	0	0	0	3
15	Ingram, Demarial	*	2-4	0-0	2-2	0	3	3	0	6	0	0	0	1	8
21	Keiler, Kelsey	*	0-1	0-0	0-0	1	0	1	0	0	0	1	0	0	8
22	Crutcher, Dionna	*	0-0	0-0	0-0	0	2	2	0	0	1	0	0	0	8
24	Davis, Hannah		2-5	0-0	1-1	0	0	0	0	5	0	0	0	0	4
	Team					0	0	0							
	Totals		4-10	0-0	3-3	1	5	6	0	11	2	1	0	1	-

FG %:	4-10	40.0%
3FG %:	0-0	0.0%
FT %:	3-3	100.0%

Deadball Rebounds
0

Officials: Blaine Hartsell, Matt Spraker, Tommy Sewell
Technical fouls: DeKalb Co.-None. Marshall Co.-None.
Attendance:

Score by periods	1st	2nd	3rd	4th	Total
DeKalb Co.	10	0	0	0	**10**
Marshall Co.	11	0	0	0	**11**

Official Basketball Box Score -- 2nd Period-Only
DeKalb Co. vs Marshall Co.
03/06/19 1:15p.m. at Murfreesboro, Tenn. (Murphy Center)

DeKalb Co. 2 • 23-12

##	Player		Total FG-FGA	3-Ptr FG-FGA	FT-FTA	Rebounds Off	Def	Tot	PF	TP	A	TO	Blk	Stl	Min
04	Ruch, Mya	*	0-1	0-1	0-0	0	2	2	0	0	0	0	1	0	8
10	Brown, Lydia	*	0-0	0-0	0-0	0	0	0	0	0	0	0	0	0	1
11	Colwell, Emme	*	0-0	0-0	0-0	0	2	2	0	0	1	0	0	0	8
12	Parsley, Maddison	*	0-0	0-0	0-0	0	0	0	0	0	0	0	0	0	4
32	Ferrell, Kadee	*	1-4	0-1	0-0	0	0	0	1	2	0	2	0	0	8
14	France, Mackenzie		0-1	0-0	0-0	0	1	1	1	0	0	0	0	0	6
21	Robinson, Joni		0-0	0-0	0-0	0	0	0	0	0	0	1	0	0	3
	Team					0	1	1							
	Totals		1-6	0-2	0-0	0	6	6	2	2	1	3	1	0	-

FG %:	1-6	16.7%
3FG %:	0-2	0.0%
FT %:	0-0	0.0%

Deadball Rebounds
0

Marshall Co. 8 • 27-7

##	Player		Total FG-FGA	3-Ptr FG-FGA	FT-FTA	Rebounds Off	Def	Tot	PF	TP	A	TO	Blk	Stl	Min
04	Wiser, Karlye	*	1-2	1-2	0-0	0	1	1	0	3	1	0	0	0	8
12	Tidwell, Sydney	*	0-1	0-1	0-0	0	0	0	1	0	0	1	0	0	4
15	Ingram, Demarial	*	0-1	0-0	0-0	0	2	2	0	0	0	0	0	1	8
21	Keiler, Kelsey	*	0-5	0-1	0-0	0	1	1	0	0	0	0	0	0	8
22	Crutcher, Dionna	*	1-1	1-1	0-0	0	0	0	0	3	0	0	0	0	5
24	Davis, Hannah		1-1	0-0	0-0	2	1	3	0	2	1	0	1	0	5
	Team					0	0	0							
	Totals		3-11	2-5	0-0	2	5	7	1	8	2	1	1	1	-

FG %:	3-11	27.3%
3FG %:	2-5	40.0%
FT %:	0-0	0.0%

Deadball Rebounds
0

Officials: Blaine Hartsell, Matt Spraker, Tommy Sewell
Technical fouls: DeKalb Co.-None. Marshall Co.-None.
Attendance:

Score by periods	1st	2nd	3rd	4th	Total
DeKalb Co.	0	2	0	0	**2**
Marshall Co.	0	8	0	0	**8**

Official Basketball Box Score -- 3rd Period-Only
DeKalb Co. vs Marshall Co.
03/06/19 1:15p.m. at Murfreesboro, Tenn. (Murphy Center)

DeKalb Co. 11 • 23-12

##	Player		Total FG-FGA	3-Ptr FG-FGA	FT-FTA	Rebounds Off	Def	Tot	PF	TP	A	TO	Blk	Stl	Min
04	Ruch, Mya	*	0-1	0-1	1-2	1	0	1	1	1	1	1	0	0	8
10	Brown, Lydia	*	2-3	1-2	0-0	0	1	1	1	5	0	0	0	0	5
11	Colwell, Emme	*	1-2	1-1	0-0	1	2	3	0	3	1	0	0	0	8
12	Parsley, Maddison	*	1-2	0-0	0-0	0	0	0	0	2	0	0	0	0	8
32	Ferrell, Kadee	*	0-1	0-0	0-0	0	0	0	0	0	1	0	0	0	8
14	France, Mackenzie		0-0	0-0	0-0	0	0	0	0	0	0	1	0	0	2
	Team					1	0	1							
	Totals		4-9	2-4	1-2	3	3	6	2	11	3	2	0	0	-

FG %:	4-9	44.4%
3FG %:	2-4	50.0%
FT %:	1-2	50.0%

Deadball Rebounds
0

Marshall Co. 8 • 27-7

##	Player		Total FG-FGA	3-Ptr FG-FGA	FT-FTA	Rebounds Off	Def	Tot	PF	TP	A	TO	Blk	Stl	Min
04	Wiser, Karlye	*	0-1	0-1	0-0	0	0	0	0	0	0	0	0	0	8
12	Tidwell, Sydney	*	0-0	0-0	0-0	0	0	0	0	0	0	0	0	0	1
15	Ingram, Demarial	*	1-4	0-0	0-0	0	0	0	0	2	0	1	1	0	8
21	Keiler, Kelsey	*	1-2	0-0	0-0	0	2	2	0	2	1	0	0	1	8
22	Crutcher, Dionna	*	0-0	0-0	0-0	0	0	0	1	0	0	0	0	0	7
24	Davis, Hannah		2-4	0-0	0-0	3	1	4	2	4	0	1	0	0	6
	Team					1	0	1							
	Totals		4-11	0-1	0-0	4	3	7	3	8	1	2	1	1	-

FG %:	4-11	36.4%
3FG %:	0-1	0.0%
FT %:	0-0	0.0%

Deadball Rebounds
0

Officials: Blaine Hartsell, Matt Spraker, Tommy Sewell
Technical fouls: DeKalb Co.-None. Marshall Co.-None.
Attendance:

Score by periods	1st	2nd	3rd	4th	Total
DeKalb Co.	0	0	11	0	**11**
Marshall Co.	0	0	8	0	**8**

Official Basketball Box Score -- 4th Period-Only
DeKalb Co. vs Marshall Co.
03/06/19 1:15p.m. at Murfreesboro, Tenn. (Murphy Center)

DeKalb Co. 8 • 23-12

##	Player		Total FG-FGA	3-Ptr FG-FGA	FT-FTA	Rebounds Off	Def	Tot	PF	TP	A	TO	Blk	Stl	Min
04	Ruch, Mya	*	0-0	0-0	0-0	0	0	0	1	0	0	1	0	0	8
10	Brown, Lydia	*	2-3	2-3	0-0	0	1	1	0	6	0	0	0	1	8
11	Colwell, Emme	*	0-2	0-1	0-0	2	1	3	2	0	1	0	0	0	8
12	Parsley, Maddison	*	0-1	0-1	0-0	0	0	0	0	0	0	1	0	1	7
32	Ferrell, Kadee	*	1-4	0-1	0-0	0	0	0	2	2	1	0	0	0	8
21	Robinson, Joni		0-0	0-0	0-0	0	0	0	0	0	0	0	0	0	0+
	Team					0	0	0							
	Totals		3-10	2-6	0-0	2	2	4	5	8	2	2	0	2	-

FG %:	3-10	30.0%
3FG %:	2-6	33.3%
FT %:	0-0	0.0%

Deadball Rebounds
0

Marshall Co. 7 • 27-7

##	Player		Total FG-FGA	3-Ptr FG-FGA	FT-FTA	Rebounds Off	Def	Tot	PF	TP	A	TO	Blk	Stl	Min
04	Wiser, Karlye	*	0-1	0-1	0-0	0	0	0	0	0	0	0	0	0	8
12	Tidwell, Sydney	*	0-0	0-0	0-0	0	0	0	0	0	0	0	0	0	0+
15	Ingram, Demarial	*	0-0	0-0	0-0	0	2	2	0	0	0	2	0	0	8
21	Keiler, Kelsey	*	1-3	0-0	0-1	0	1	1	0	2	0	2	0	0	8
22	Crutcher, Dionna	*	1-1	1-1	0-0	0	0	0	1	3	1	0	1	1	7
24	Davis, Hannah		1-1	0-0	0-0	2	1	3	0	2	1	1	0	0	8
	Team					0	1	1							
	Totals		3-6	1-2	0-1	2	5	7	1	7	2	5	1	1	-

FG %:	3-6	50.0%
3FG %:	1-2	50.0%
FT %:	0-1	0.0%

Deadball Rebounds
0

Officials: Blaine Hartsell, Matt Spraker, Tommy Sewell
Technical fouls: DeKalb Co.-None. Marshall Co.-None.
Attendance:

Score by periods	1st	2nd	3rd	4th	Total
DeKalb Co.	0	0	0	8	**8**
Marshall Co.	0	0	0	7	**7**

Official Basketball Box Score -- Game Totals -- Final Statistics

Westview vs Marshall Co.

03/08/19 11:30 Am at Murphy Center (Murfreesboro, Tenn.)

Westview 46 • 31-5

##	Player		Total FG-FGA	3-Ptr FG-FGA	FT-FTA	Rebounds Off	Def	Tot	PF	TP	A	TO	Blk	Stl	Min
10	Gadlen, Zanasha	*	2-4	2-3	2-3	0	1	1	1	8	3	0	0	0	32
15	Callins, Alexis	*	4-6	3-4	3-3	0	2	2	3	14	1	4	0	1	32
30	Yancey, Tiara	*	1-7	0-4	3-4	0	3	3	2	5	1	2	0	1	25
35	Leyhue, Avery	*	2-5	2-5	1-2	0	4	4	1	7	3	2	2	0	27
50	Johnson, Raegan	*	5-8	0-0	2-2	2	7	9	4	12	0	2	1	0	28
12	Gordon, Abby		0-0	0-0	0-0	0	0	0	0	0	0	0	0	0	0+
14	Taylor, Emma		0-1	0-1	0-0	0	0	0	1	0	0	0	0	0	7
40	Leyhue, Emerson		0-0	0-0	0-0	0	0	0	1	0	0	0	0	0	4
42	McDonald, Blaine		0-0	0-0	0-0	1	2	3	1	0	1	0	0	0	5
44	Hamrick, Grace		0-0	0-0	0-0	0	1	1	0	0	0	0	0	0	0+
	Team					1	0	1							
	Totals		14-31	7-17	11-14	4	20	24	14	46	9	10	3	2	160

1st - FG %:	5-10	50.0%	2nd:	3-8	37.5%	3rd:	4-9	44.4%	4th:	2-4	50.0%	Game:	14-31	45.2%	Deadball		
3FG %:	3-8	37.5%		3-6	50.0%		1-2	50.0%		0-1	0.0%		7-17	41.2%	Rebounds		
FT %:	1-1	100.0%		0-0	0.0%		2-2	100.0%		8-11	72.7%		11-14	78.6%	2		

Marshall Co. 37 • 27-8

##	Player		Total FG-FGA	3-Ptr FG-FGA	FT-FTA	Rebounds Off	Def	Tot	PF	TP	A	TO	Blk	Stl	Min
04	Wiser, Karlye	*	0-3	0-3	0-0	0	1	1	3	0	1	0	0	0	29
12	Tidwell, Sydney	*	0-3	0-1	1-2	0	0	0	0	1	0	0	0	0	20
15	Ingram, Demarial	*	4-10	0-0	1-2	2	6	8	4	9	0	4	0	0	32
21	Keiler, Kelsey	*	2-9	0-2	9-9	3	4	7	4	13	3	2	0	1	32
22	Crutcher, Dionna	*	3-9	1-6	0-0	1	1	2	2	7	1	0	0	0	27
24	Davis, Hannah		3-4	0-0	1-2	1	0	1	3	7	0	0	1	0	20
	Team					0	2	2							
	Totals		12-38	1-12	12-15	7	14	21	16	37	5	6	1	1	160

1st - FG %:	4-9	44.4%	2nd:	3-9	33.3%	3rd:	2-8	25.0%	4th:	3-12	25.0%	Game:	12-38	31.6%	Deadball		
3FG %:	1-2	50.0%		0-2	0.0%		0-3	0.0%		0-5	0.0%		1-12	8.3%	Rebounds		
FT %:	3-4	75.0%		8-10	80.0%		0-0	0.0%		1-1	100.0%		12-15	80.0%	2		

Officials: Blane Hartsell, Mark Suggs, Tad Roberts
Technical fouls: Westview-None. Marshall Co.-None.
Attendance:

Score by periods	1st	2nd	3rd	4th	Total
Westview	14	9	11	12	**46**
Marshall Co.	12	14	4	7	**37**

Westview vs Marshall Co.

03/08/19 11:30 Am at Murphy Center (Murfreesboro, Tenn.)

1st PERIOD Play-by-Play (Page 1)

HOME TEAM: Marshall Co.	Time	Score	Margin	VISITORS: Westview
REBOUND (DEF) by Ingram, Demarial	07:22			MISSED 3 PTR by Leyhue, Avery
MISSED LAYUP by Tidwell, Sydney	07:00			REBOUND (DEF) by Leyhue, Avery
	06:46	0-3	V 3	GOOD! 3 PTR by Leyhue, Avery
	06:46			ASSIST by Yancey, Tiara
GOOD! 3 PTR by Crutcher, Dionna	06:29	3-3	T 1	
ASSIST by Wiser, Karlye	06:29			
	06:19	3-6	V 3	GOOD! 3 PTR by Callins, Alexis
	06:19			ASSIST by Gadlen, Zanasha
FOUL by Crutcher, Dionna (P1T1)	06:19	3-7	V 4	GOOD! FT SHOT by Callins, Alexis
SUB IN : Davis, Hannah	06:19			
SUB OUT: Tidwell, Sydney	06:19			
MISSED 3 PTR by Crutcher, Dionna	06:02			REBOUND (DEF) by Leyhue, Avery
REBOUND (DEF) by Wiser, Karlye	05:37			MISSED 3 PTR by Callins, Alexis
MISSED JUMPER by Davis, Hannah	05:22			REBOUND (DEF) by Yancey, Tiara
	05:06			TURNOVR by Callins, Alexis
GOOD! LAYUP by Davis, Hannah [PNT]	04:42	5-7	V 2	
ASSIST by Crutcher, Dionna	04:42			
REBOUND (DEF) by Ingram, Demarial	04:31			MISSED 3 PTR by Yancey, Tiara
MISSED JUMPER by Keiler, Kelsey	04:22			REBOUND (DEF) by Yancey, Tiara
FOUL by Crutcher, Dionna (P2T2)	04:19			
SUB IN : Tidwell, Sydney	04:19			
SUB OUT: Crutcher, Dionna	04:19			
	04:04	5-9	V 4	GOOD! LAYUP by Yancey, Tiara [PNT]
GOOD! FT SHOT by Davis, Hannah	03:43	6-9	V 3	FOUL by Callins, Alexis (P1T1)
MISSED FT SHOT by Davis, Hannah	03:43			
REBOUND (OFF) by Ingram, Demarial	03:43			
	03:43			SUB IN : McDonald, Blaine
	03:43			SUB OUT: Leyhue, Avery
TURNOVR by Ingram, Demarial	03:39			
REBOUND (DEF) by Keiler, Kelsey	03:15			MISSED 3 PTR by Yancey, Tiara
GOOD! LAYUP by Ingram, Demarial [PNT]	02:58	8-9	V 1	
ASSIST by Keiler, Kelsey	02:58			
	02:37	8-11	V 3	GOOD! JUMPER by Callins, Alexis [PNT]
GOOD! FT SHOT by Keiler, Kelsey	02:15	9-11	V 2	FOUL by Yancey, Tiara (P1T2)
GOOD! FT SHOT by Keiler, Kelsey	02:15	10-11	V 1	
	02:15			SUB IN : Leyhue, Avery
	02:15			SUB IN : Taylor, Emma
	02:15			SUB OUT: Yancey, Tiara
	02:15			SUB OUT: McDonald, Blaine
FOUL by Davis, Hannah (P1T3)	01:53			
REBOUND (DEF) by (TEAM)	01:52			MISSED 3 PTR by Taylor, Emma
GOOD! LAYUP by Davis, Hannah [PNT]	01:32	12-11	H 1	
ASSIST by Keiler, Kelsey	01:32			
FOUL by Davis, Hannah (P2T4)	01:10			
	00:54	12-14	V 2	GOOD! 3 PTR by Callins, Alexis
	00:54			ASSIST by Gadlen, Zanasha
MISSED LAYUP by Ingram, Demarial	00:04			REBOUND (DEF) by Johnson, Raegan

Westview 14, Marshall Co. 12

1st period-only	In Paint	Off T/O	2nd Chance	Fast Break	Bench	
Westview	4	0	0	0	0	Score tied - 1 time.
Marshall Co.	6	2	0	0	5	Lead changed - 2 times.

Westview vs Marshall Co.

03/08/19 11:30 Am at Murphy Center (Murfreesboro, Tenn.)

2nd PERIOD Play-by-Play (Page 1)

HOME TEAM: Marshall Co.	Time	Score	Margin	VISITORS: Westview
GOOD! FT SHOT by Keiler, Kelsey	07:51	13-14	V 1	FOUL by Leyhue, Avery (P1T3)
GOOD! FT SHOT by Keiler, Kelsey	07:51	14-14	T 2	
REBOUND (DEF) by Ingram, Demarial	07:34			MISSED 3 PTR by Gadlen, Zanasha
FOUL by Ingram, Demarial (P1T5)	07:26			
TURNOVR by Ingram, Demarial	07:26			
	07:13			TURNOVR by Yancey, Tiara
STEAL by Keiler, Kelsey	07:11			
MISSED LAYUP by Ingram, Demarial	06:48			
REBOUND (OFF) by Crutcher, Dionna	06:48			
GOOD! JUMPER by Crutcher, Dionna	06:45	16-14	H 2	
	06:25			FOUL by Johnson, Raegan (P1T4)
	06:25			TURNOVR by Johnson, Raegan
MISSED LAYUP by Tidwell, Sydney	05:50			
REBOUND (OFF) by Keiler, Kelsey	05:50			
GOOD! LAYUP by Keiler, Kelsey [PNT]	05:47	18-14	H 4	
	05:33			SUB IN : McDonald, Blaine
	05:33			SUB OUT: Leyhue, Avery
	05:28			MISSED 3 PTR by Yancey, Tiara
	05:28			REBOUND (OFF) by McDonald, Blaine
	05:23			FOUL by Yancey, Tiara (P2T5)
	05:23			TURNOVR by Yancey, Tiara
	05:23			SUB IN : Taylor, Emma
	05:23			SUB OUT: Yancey, Tiara
MISSED 3 PTR by Wiser, Karlye	05:10			REBOUND (DEF) by McDonald, Blaine
	04:59	18-17	H 1	GOOD! 3 PTR by Gadlen, Zanasha
MISSED 3 PTR by Tidwell, Sydney	04:40			
REBOUND (OFF) by Ingram, Demarial	04:40			
GOOD! LAYUP by Ingram, Demarial [PNT]	04:32	20-17	H 3	
REBOUND (DEF) by Keiler, Kelsey	04:21			MISSED LAYUP by Gadlen, Zanasha
	04:19			FOUL by Johnson, Raegan (P2T6)
	04:19			SUB IN : Leyhue, Emerson
	04:19			SUB OUT: Johnson, Raegan
GOOD! FT SHOT by Keiler, Kelsey	04:08	21-17	H 4	FOUL by Taylor, Emma (P1T7)
GOOD! FT SHOT by Keiler, Kelsey	04:08	22-17	H 5	
	03:55	22-20	H 2	GOOD! 3 PTR by Callins, Alexis
	03:55			ASSIST by McDonald, Blaine
MISSED LAYUP by Ingram, Demarial	03:34			REBOUND (DEF) by McDonald, Blaine
	03:10			TURNOVR by Callins, Alexis
GOOD! FT SHOT by Keiler, Kelsey	02:58	23-20	H 3	FOUL by Leyhue, Emerson (P1T8)
GOOD! FT SHOT by Keiler, Kelsey	02:58	24-20	H 4	
	02:30			FOUL by Callins, Alexis (P2T9)
	02:30			TURNOVR by Callins, Alexis
REBOUND (DEF) by Crutcher, Dionna	02:11			MISSED LAYUP by Callins, Alexis
TURNOVR by Ingram, Demarial	01:41			
	01:40			STEAL by Callins, Alexis
	01:31			TURNOVR by Callins, Alexis
MISSED JUMPER by Ingram, Demarial	01:14			REBOUND (DEF) by Callins, Alexis
MISSED FT SHOT by Tidwell, Sydney	01:12			FOUL by McDonald, Blaine (P1T10)
REBOUND (OFF) by (DEADBALL)	01:12			
GOOD! FT SHOT by Tidwell, Sydney	01:12	25-20	H 5	
	01:12			SUB IN : Leyhue, Avery
	01:12			SUB OUT: McDonald, Blaine
	01:01	25-23	H 2	GOOD! 3 PTR by Gadlen, Zanasha
MISSED FT SHOT by Ingram, Demarial	00:09			FOUL by Gadlen, Zanasha (P1T11)
REBOUND (OFF) by (DEADBALL)	00:09			
GOOD! FT SHOT by Ingram, Demarial	00:09	26-23	H 3	
REBOUND (DEF) by Keiler, Kelsey	00:01			MISSED 3 PTR by Leyhue, Avery

Marshall Co. 26, Westview 23

2nd period-only	In Paint	Off T/O	2nd Chance	Fast Break	Bench	
Westview	0	0	0	0	0	Score tied - 1 time.
Marshall Co.	4	6	6	0	0	Lead changed - 1 time.

Westview vs Marshall Co.

03/08/19 11:30 Am at Murphy Center (Murfreesboro, Tenn.)

3rd PERIOD Play-by-Play (Page 1)

HOME TEAM: Marshall Co.	Time	Score	Margin	VISITORS: Westview
REBOUND (DEF) by Ingram, Demarial	07:56			MISSED JUMPER by Johnson, Raegan
TURNOVR by Keiler, Kelsey	07:44			
	07:28	26-25	H 1	GOOD! LAYUP by Johnson, Raegan [PNT]
	07:28			ASSIST by Leyhue, Avery
MISSED JUMPER by Ingram, Demarial	07:06			REBOUND (DEF) by Johnson, Raegan
	06:49			TURNOVR by Leyhue, Avery
MISSED JUMPER by Keiler, Kelsey	06:26			BLOCK by Leyhue, Avery
	06:25			REBOUND (DEF) by Leyhue, Avery
	06:06	26-27	V 1	GOOD! LAYUP by Johnson, Raegan [PNT]
	06:06			ASSIST by Leyhue, Avery
MISSED 3 PTR by Keiler, Kelsey	05:53			REBOUND (DEF) by Johnson, Raegan
	05:36	26-29	V 3	GOOD! LAYUP by Johnson, Raegan [PNT]
TIMEOUT TEAM	05:32			
SUB IN : Davis, Hannah	05:32			
SUB OUT: Tidwell, Sydney	05:32			
MISSED 3 PTR by Crutcher, Dionna	05:05			REBOUND (DEF) by Johnson, Raegan
	04:42	26-32	V 6	GOOD! 3 PTR by Leyhue, Avery
	04:42			ASSIST by Gadlen, Zanasha
GOOD! JUMPER by Crutcher, Dionna [PNT]	04:16	28-32	V 4	
	04:02			MISSED LAYUP by Yancey, Tiara
	04:02			REBOUND (OFF) by Johnson, Raegan
FOUL by Wiser, Karlye (P1T1)	04:00	28-33	V 5	GOOD! FT SHOT by Johnson, Raegan
	04:00	28-34	V 6	GOOD! FT SHOT by Johnson, Raegan
SUB IN : Tidwell, Sydney	04:00			
SUB OUT: Wiser, Karlye	04:00			
GOOD! JUMPER by Ingram, Demarial [PNT]	03:41	30-34	V 4	
	03:24			TIMEOUT 30sec
	03:21			MISSED LAYUP by Johnson, Raegan
	03:21			REBOUND (OFF) by Johnson, Raegan
BLOCK by Davis, Hannah	03:17			MISSED LAYUP by Johnson, Raegan
REBOUND (DEF) by Keiler, Kelsey	03:15			
MISSED 3 PTR by Crutcher, Dionna	02:38			REBOUND (DEF) by Johnson, Raegan
REBOUND (DEF) by (TEAM)	02:20			MISSED 3 PTR by Yancey, Tiara
SUB IN : Wiser, Karlye	01:27			
SUB OUT: Tidwell, Sydney	01:27			
MISSED JUMPER by Ingram, Demarial	00:45			REBOUND (DEF) by Callins, Alexis
FOUL by Keiler, Kelsey (P1T2)	00:06			
	00:00			TURNOVR by Leyhue, Avery

Westview 34, Marshall Co. 30

3rd period-only	In Paint	Off T/O	2nd Chance	Fast Break	Bench	
Westview	6	2	2	0	0	Score tied - 0 times.
Marshall Co.	4	0	0	0	0	Lead changed - 1 time.

Westview vs Marshall Co.

03/08/19 11:30 Am at Murphy Center (Murfreesboro, Tenn.)

4th PERIOD Play-by-Play (Page 1)

HOME TEAM: Marshall Co.	Time	Score	Margin	VISITORS: Westview
SUB IN : Davis, Hannah	07:49			
SUB OUT: Tidwell, Sydney	07:49			
MISSED 3 PTR by Crutcher, Dionna	07:46			REBOUND (DEF) by Yancey, Tiara
	07:26	30-36	V 6	GOOD! LAYUP by Johnson, Raegan [PNT]
	07:26			ASSIST by Leyhue, Avery
MISSED JUMPER by Crutcher, Dionna	06:54			BLOCK by Johnson, Raegan
	06:51			REBOUND (DEF) by Gadlen, Zanasha
	06:35			MISSED 3 PTR by Leyhue, Avery
	06:35			REBOUND (OFF) by (TEAM)
SUB IN : Tidwell, Sydney	06:30			
SUB OUT: Crutcher, Dionna	06:30			
	06:28			TURNOVR by Johnson, Raegan
	06:28			FOUL by Johnson, Raegan (P3T1)
TURNOVR by Keiler, Kelsey	06:09			
	06:08			STEAL by Yancey, Tiara
REBOUND (DEF) by Ingram, Demarial	05:20			MISSED LAYUP by Yancey, Tiara
FOUL by Ingram, Demarial (P2T3)	05:10			
TURNOVR by Ingram, Demarial	05:10			
SUB IN : Crutcher, Dionna	05:10			
SUB OUT: Tidwell, Sydney	05:10			
	04:15	30-38	V 8	GOOD! LAYUP by Johnson, Raegan [PNT]
	04:15			ASSIST by Callins, Alexis
MISSED JUMPER by Keiler, Kelsey	03:52			
REBOUND (OFF) by Davis, Hannah	03:52			
GOOD! LAYUP by Davis, Hannah [PNT]	03:47	32-38	V 6	
TIMEOUT TEAM	03:46			
FOUL by Wiser, Karlye (P2T4)	03:09			
FOUL by Davis, Hannah (P3T5)	03:05	32-39	V 7	GOOD! FT SHOT by Yancey, Tiara
	03:05	32-40	V 8	GOOD! FT SHOT by Yancey, Tiara
	02:36			FOUL by Johnson, Raegan (P4T2)
MISSED 3 PTR by Wiser, Karlye	02:32			
REBOUND (OFF) by Keiler, Kelsey	02:32			
GOOD! LAYUP by Keiler, Kelsey [PNT]	02:30	34-40	V 6	
GOOD! FT SHOT by Keiler, Kelsey	02:30	35-40	V 5	FOUL by Callins, Alexis (P3T3)
FOUL by Keiler, Kelsey (P2T6)	01:57			
TIMEOUT TEAM	01:57			
FOUL by Ingram, Demarial (P3T7)	01:52			MISSED FT SHOT by Gadlen, Zanasha
REBOUND (DEF) by Ingram, Demarial	01:52			
MISSED 3 PTR by Crutcher, Dionna	01:31			BLOCK by Leyhue, Avery
	01:29			REBOUND (DEF) by Johnson, Raegan
FOUL by Ingram, Demarial (P4T8)	01:11	35-41	V 6	GOOD! FT SHOT by Gadlen, Zanasha
	01:11	35-42	V 7	GOOD! FT SHOT by Gadlen, Zanasha
MISSED JUMPER by Keiler, Kelsey	01:03			
REBOUND (OFF) by Keiler, Kelsey	01:03			
GOOD! JUMPER by Ingram, Demarial [PNT]	00:59	37-42	V 5	
ASSIST by Keiler, Kelsey	00:59			
TIMEOUT 30sec	00:58			
FOUL by Keiler, Kelsey (P3T9)	00:43	37-43	V 6	GOOD! FT SHOT by Callins, Alexis
	00:43	37-44	V 7	GOOD! FT SHOT by Callins, Alexis
MISSED LAYUP by Keiler, Kelsey	00:31			REBOUND (DEF) by Leyhue, Avery
FOUL by Keiler, Kelsey (P4T10)	00:29			MISSED FT SHOT by Leyhue, Avery
	00:29			REBOUND (OFF) by (DEADBALL)
	00:29			TIMEOUT 30sec
	00:29	37-45	V 8	GOOD! FT SHOT by Leyhue, Avery
MISSED 3 PTR by Keiler, Kelsey	00:23			REBOUND (DEF) by Johnson, Raegan
FOUL by Wiser, Karlye (P3T11)	00:11			MISSED FT SHOT by Yancey, Tiara
	00:11			REBOUND (OFF) by (DEADBALL)
	00:11	37-46	V 9	GOOD! FT SHOT by Yancey, Tiara
SUB IN : Tidwell, Sydney	00:11			SUB IN : Taylor, Emma
SUB OUT: Ingram, Demarial	00:11			SUB IN : Leyhue, Emerson
	00:11			SUB IN : McDonald, Blaine
	00:11			SUB IN : Hamrick, Grace
	00:11			SUB IN : Gordon, Abby
	00:11			SUB OUT: Johnson, Raegan
	00:11			SUB OUT: Callins, Alexis

Westview vs Marshall Co.

03/08/19 11:30 Am at Murphy Center (Murfreesboro, Tenn.)

4th PERIOD Play-by-Play (Page 2)

HOME TEAM: Marshall Co.	Time	Score	Margin	VISITORS: Westview
	00:00			REBOUND (DEF) by Hamrick, Grace

Westview 46, Marshall Co. 37

4th period-only	In Paint	Off T/O	2nd Chance	Fast Break	Bench	
Westview	4	2	0	0	0	Score tied - 0 times.
Marshall Co.	6	0	7	0	2	Lead changed - 0 times.

Official Basketball Box Score -- 1st Period-Only
Westview vs Marshall Co.
03/08/19 11:30 Am at Murphy Center (Murfreesboro, Tenn.)

Westview 14 • 31-5

##	Player		Total FG-FGA	3-Ptr FG-FGA	FT-FTA	Rebounds Off	Def	Tot	PF	TP	A	TO	Blk	Stl	Min
10	Gadlen, Zanasha	*	0-0	0-0	0-0	0	0	0	0	0	2	0	0	0	8
15	Callins, Alexis	*	3-4	2-3	1-1	0	0	0	1	9	0	1	0	0	8
30	Yancey, Tiara	*	1-3	0-2	0-0	0	2	2	1	2	1	0	0	0	5
35	Leyhue, Avery	*	1-2	1-2	0-0	0	2	2	0	3	0	0	0	0	6
50	Johnson, Raegan	*	0-0	0-0	0-0	0	1	1	0	0	0	0	0	0	8
14	Taylor, Emma		0-1	0-1	0-0	0	0	0	0	0	0	0	0	0	2
42	McDonald, Blaine		0-0	0-0	0-0	0	0	0	0	0	0	0	0	0	1
	Team					0	0	0							
	Totals		5-10	3-8	1-1	0	5	5	2	14	3	1	0	0	-

FG %:	5-10	50.0%
3FG %:	3-8	37.5%
FT %:	1-1	100.0%

Deadball Rebounds
0

Marshall Co. 12 • 27-8

##	Player		Total FG-FGA	3-Ptr FG-FGA	FT-FTA	Rebounds Off	Def	Tot	PF	TP	A	TO	Blk	Stl	Min
04	Wiser, Karlye	*	0-0	0-0	0-0	0	1	1	0	0	1	0	0	0	8
12	Tidwell, Sydney	*	0-1	0-0	0-0	0	0	0	0	0	0	0	0	0	6
15	Ingram, Demarial	*	1-2	0-0	0-0	1	2	3	0	2	0	1	0	0	8
21	Keiler, Kelsey	*	0-1	0-0	2-2	0	1	1	0	2	2	0	0	0	8
22	Crutcher, Dionna	*	1-2	1-2	0-0	0	0	0	2	3	1	0	0	0	3
24	Davis, Hannah		2-3	0-0	1-2	0	0	0	2	5	0	0	0	0	6
	Team					0	1	1							
	Totals		4-9	1-2	3-4	1	5	6	4	12	4	1	0	0	-

FG %:	4-9	44.4%
3FG %:	1-2	50.0%
FT %:	3-4	75.0%

Deadball Rebounds
0

Officials: Blane Hartsell, Mark Suggs, Tad Roberts
Technical fouls: Westview-None. Marshall Co.-None.
Attendance:

Score by periods	1st	2nd	3rd	4th	Total
Westview	14	0	0	0	**14**
Marshall Co.	12	0	0	0	**12**

Official Basketball Box Score -- 2nd Period-Only
Westview vs Marshall Co.
03/08/19 11:30 Am at Murphy Center (Murfreesboro, Tenn.)

Westview 9 • 31-5

##	Player		Total FG-FGA	3-Ptr FG-FGA	FT-FTA	Rebounds Off	Def	Tot	PF	TP	A	TO	Blk	Stl	Min
10	Gadlen, Zanasha	*	2-4	2-3	0-0	0	0	0	1	6	0	0	0	0	8
15	Callins, Alexis	*	1-2	1-1	0-0	0	1	1	1	3	0	3	0	1	8
30	Yancey, Tiara	*	0-1	0-1	0-0	0	0	0	1	0	0	2	0	0	2
35	Leyhue, Avery	*	0-1	0-1	0-0	0	0	0	1	0	0	0	0	0	3
50	Johnson, Raegan	*	0-0	0-0	0-0	0	0	0	2	0	0	1	0	0	3
14	Taylor, Emma		0-0	0-0	0-0	0	0	0	1	0	0	0	0	0	5
40	Leyhue, Emerson		0-0	0-0	0-0	0	0	0	1	0	0	0	0	0	4
42	McDonald, Blaine		0-0	0-0	0-0	1	2	3	1	0	1	0	0	0	4
	Team					0	0	0							
	Totals		3-8	3-6	0-0	1	3	4	9	9	1	6	0	1	-

FG %:	3-8	37.5%
3FG %:	3-6	50.0%
FT %:	0-0	0.0%

Deadball Rebounds
0

Marshall Co. 14 • 27-8

##	Player		Total FG-FGA	3-Ptr FG-FGA	FT-FTA	Rebounds Off	Def	Tot	PF	TP	A	TO	Blk	Stl	Min
04	Wiser, Karlye	*	0-1	0-1	0-0	0	0	0	0	0	0	0	0	0	8
12	Tidwell, Sydney	*	0-2	0-1	1-2	0	0	0	0	1	0	0	0	0	8
15	Ingram, Demarial	*	1-4	0-0	1-2	1	1	2	1	3	0	2	0	0	8
21	Keiler, Kelsey	*	1-1	0-0	6-6	1	2	3	0	8	0	0	0	1	8
22	Crutcher, Dionna	*	1-1	0-0	0-0	1	1	2	0	2	0	0	0	0	8
	Team					0	0	0							
	Totals		3-9	0-2	8-10	3	4	7	1	14	0	2	0	1	-

FG %:	3-9	33.3%
3FG %:	0-2	0.0%
FT %:	8-10	80.0%

Deadball Rebounds
2

Officials: Blane Hartsell, Mark Suggs, Tad Roberts
Technical fouls: Westview-None. Marshall Co.-None.
Attendance:

Score by periods	1st	2nd	3rd	4th	Total
Westview	0	9	0	0	**9**
Marshall Co.	0	14	0	0	**14**

Official Basketball Box Score -- 3rd Period-Only
Westview vs Marshall Co.
03/08/19 11:30 Am at Murphy Center (Murfreesboro, Tenn.)

Westview 11 • 31-5

##	Player		Total FG-FGA	3-Ptr FG-FGA	FT-FTA	Rebounds Off	Def	Tot	PF	TP	A	TO	Blk	Stl	Min
10	Gadlen, Zanasha	*	0-0	0-0	0-0	0	0	0	0	0	1	0	0	0	8
15	Callins, Alexis	*	0-0	0-0	0-0	0	1	1	0	0	0	0	0	0	8
30	Yancey, Tiara	*	0-2	0-1	0-0	0	0	0	0	0	0	0	0	0	8
35	Leyhue, Avery	*	1-1	1-1	0-0	0	1	1	0	3	2	2	1	0	8
50	Johnson, Raegan	*	3-6	0-0	2-2	2	4	6	0	8	0	0	0	0	8
	Team					0	0	0							
	Totals		4-9	1-2	2-2	2	6	8	0	11	3	2	1	0	-

FG %:	4-9	44.4%
3FG %:	1-2	50.0%
FT %:	2-2	100.0%

Deadball Rebounds
0

Marshall Co. 4 • 27-8

##	Player		Total FG-FGA	3-Ptr FG-FGA	FT-FTA	Rebounds Off	Def	Tot	PF	TP	A	TO	Blk	Stl	Min
04	Wiser, Karlye	*	0-0	0-0	0-0	0	0	0	1	0	0	0	0	0	5
12	Tidwell, Sydney	*	0-0	0-0	0-0	0	0	0	0	0	0	0	0	0	5
15	Ingram, Demarial	*	1-3	0-0	0-0	0	1	1	0	2	0	0	0	0	8
21	Keiler, Kelsey	*	0-2	0-1	0-0	0	1	1	1	0	0	1	0	0	8
22	Crutcher, Dionna	*	1-3	0-2	0-0	0	0	0	0	2	0	0	0	0	8
24	Davis, Hannah		0-0	0-0	0-0	0	0	0	0	0	0	0	1	0	5
	Team					0	1	1							
	Totals		2-8	0-3	0-0	0	3	3	2	4	0	1	1	0	-

FG %:	2-8	25.0%
3FG %:	0-3	0.0%
FT %:	0-0	0.0%

Deadball Rebounds
0

Officials: Blane Hartsell, Mark Suggs, Tad Roberts
Technical fouls: Westview-None. Marshall Co.-None.
Attendance:

Score by periods	1st	2nd	3rd	4th	Total
Westview	0	0	11	0	**11**
Marshall Co.	0	0	4	0	**4**

Official Basketball Box Score -- 4th Period-Only
Westview vs Marshall Co.
03/08/19 11:30 Am at Murphy Center (Murfreesboro, Tenn.)

Westview 12 • 31-5

##	Player		Total FG-FGA	3-Ptr FG-FGA	FT-FTA	Rebounds Off	Def	Tot	PF	TP	A	TO	Blk	Stl	Min
10	Gadlen, Zanasha	*	0-0	0-0	2-3	0	1	1	0	2	0	0	0	0	7
15	Callins, Alexis	*	0-0	0-0	2-2	0	0	0	1	2	1	0	0	0	7
30	Yancey, Tiara	*	0-1	0-0	3-4	0	1	1	0	3	0	0	0	1	7
35	Leyhue, Avery	*	0-1	0-1	1-2	0	1	1	0	1	1	0	1	0	7
50	Johnson, Raegan	*	2-2	0-0	0-0	0	2	2	2	4	0	1	1	0	7
12	Gordon, Abby		0-0	0-0	0-0	0	0	0	0	0	0	0	0	0	0+
14	Taylor, Emma		0-0	0-0	0-0	0	0	0	0	0	0	0	0	0	0+
40	Leyhue, Emerson		0-0	0-0	0-0	0	0	0	0	0	0	0	0	0	0+
42	McDonald, Blaine		0-0	0-0	0-0	0	0	0	0	0	0	0	0	0	0+
44	Hamrick, Grace		0-0	0-0	0-0	0	1	1	0	0	0	0	0	0	0+
	Team					1	0	1							
	Totals		2-4	0-1	8-11	1	6	7	3	12	2	1	2	1	-

FG %:	2-4	50.0%
3FG %:	0-1	0.0%
FT %:	8-11	72.7%

Deadball Rebounds
2

Marshall Co. 7 • 27-8

##	Player		Total FG-FGA	3-Ptr FG-FGA	FT-FTA	Rebounds Off	Def	Tot	PF	TP	A	TO	Blk	Stl	Min
04	Wiser, Karlye	*	0-2	0-2	0-0	0	0	0	2	0	0	0	0	0	8
12	Tidwell, Sydney	*	0-0	0-0	0-0	0	0	0	0	0	0	0	0	0	1
15	Ingram, Demarial	*	1-1	0-0	0-0	0	2	2	3	2	0	1	0	0	7
21	Keiler, Kelsey	*	1-5	0-1	1-1	2	0	2	3	3	1	1	0	0	8
22	Crutcher, Dionna	*	0-3	0-2	0-0	0	0	0	0	0	0	0	0	0	6
24	Davis, Hannah		1-1	0-0	0-0	1	0	1	1	2	0	0	0	0	7
	Team					0	0	0							
	Totals		3-12	0-5	1-1	3	2	5	9	7	1	2	0	0	-

FG %:	3-12	25.0%
3FG %:	0-5	0.0%
FT %:	1-1	100.0%

Deadball Rebounds
0

Officials: Blane Hartsell, Mark Suggs, Tad Roberts
Technical fouls: Westview-None. Marshall Co.-None.
Attendance:

Score by periods	1st	2nd	3rd	4th	Total
Westview	0	0	0	12	**12**
Marshall Co.	0	0	0	7	**7**

2008 Class AA State Girls' Basketball Tournament

March 5 - March 8, 2008 · Middle Tennessee State University - Murfreesboro

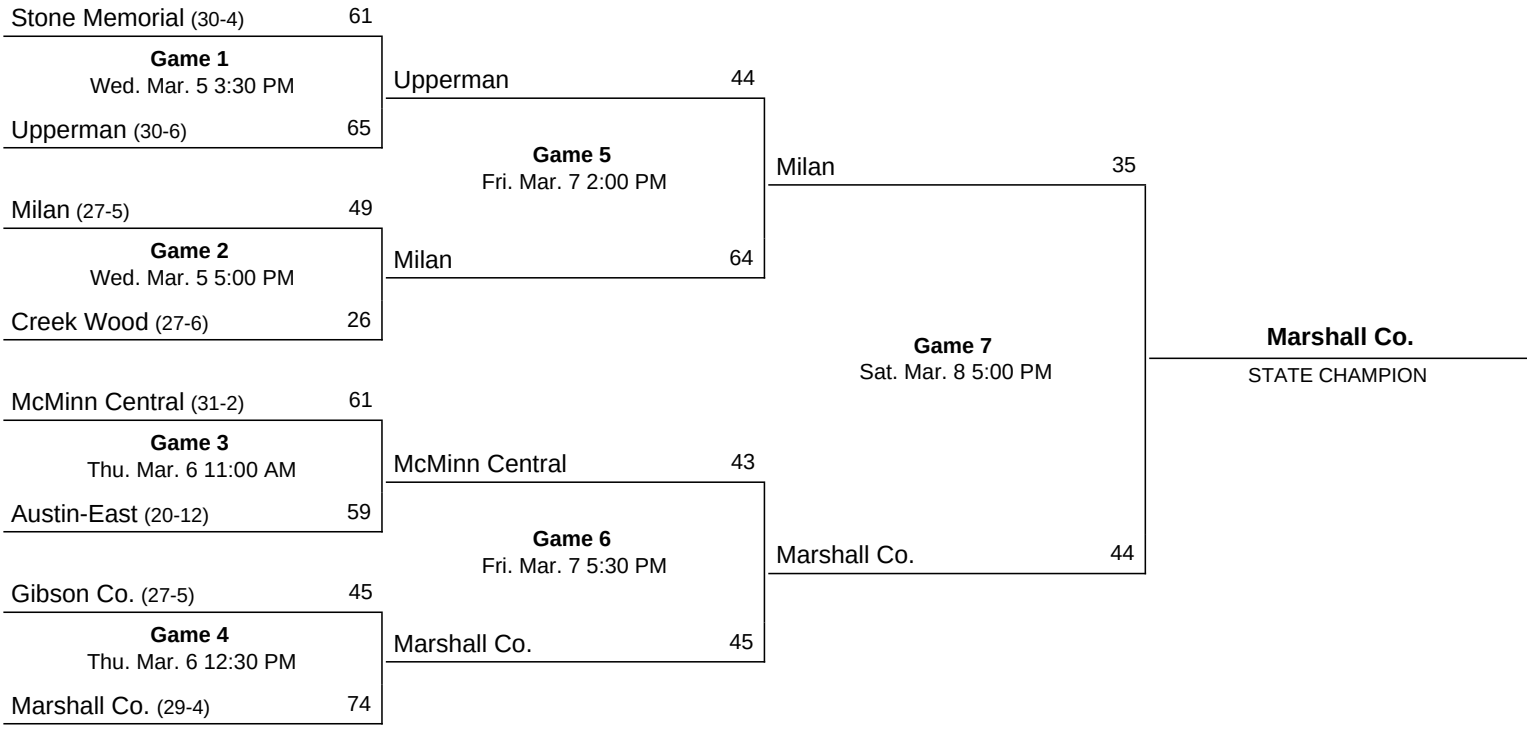

Marshall County vs Gibson County (03/06/08 at Murfreesboro, TN (Murphy Center))

Box Score
Play-by-Play
1st Half Box Score

Official Basketball Box Score

Official Basketball Box Score
Marshall County vs Gibson County
03/06/08 12:30 PM at Murfreesboro, TN (Murphy Center)

VISITORS: Marshall County 30-4

##	Player Name		TOT-FG FG-FGA	3-PT FG-FGA	FT-FTA	REBOUNDS OF	DE	TOT	PF	TP	A	TO	BLK	S	MIN
11	Hopkins, Danika.....	*	3-5	2-3	4-6	3	2	5	2	12	4	2	0	1	29
12	McQueen, Jessica....	*	3-4	3-4	0-0	0	2	2	2	9	1	3	1	1	20
21	Moffett, McKenna....	*	3-6	3-6	4-4	1	8	9	1	13	6	2	1	0	31
24	March, Lauren.....	*	8-12	1-1	5-10	0	8	8	3	22	1	4	4	2	31
33	Simmons, Jakerra....	*	4-5	0-0	0-2	2	1	3	0	8	3	1	0	1	31
03	O'Neal, LaRhonda....		0-0	0-0	0-0	0	0	0	0	0	0	0	0	0	0+
04	O'Neal, DaRhonda....		0-0	0-0	2-2	0	0	0	0	2	0	0	0	0	0+
14	O'Neal, Addricka....		0-0	0-0	0-0	0	0	0	0	0	0	0	0	0	0+
22	McLean, Kanesha.....		3-7	0-0	1-3	1	1	2	1	7	1	2	1	3	14
30	Bryant, Artavia.....		0-0	0-0	1-2	0	1	1	0	1	0	0	0	0	0+
31	Wallace, Mieke.....		0-0	0-0	0-0	0	0	0	0	0	0	0	0	0	0+
32	Reeves, Lauren.....		0-0	0-0	0-0	0	0	0	0	0	0	0	0	0	0+
42	Tears, Andraya.....		0-0	0-0	0-0	0	0	0	0	0	0	0	0	0	0+
55	Moore, Stephanie....		0-0	0-0	0-0	0	0	0	0	0	0	0	0	0	0+
	TEAM.....					1	4	5							
	Totals.....		24-39	9-14	17-29	8	27	35	9	74	16	14	7	8	156

TOTAL FG% 1st Half: 17-24 70.8% 2nd Half: 7-15 46.7% Game: 61.5% DEADB
3-Pt. FG% 1st Half: 5-9 55.6% 2nd Half: 4-5 80.0% Game: 64.3% REBS
F Throw % 1st Half: 3-8 37.5% 2nd Half: 14-21 66.7% Game: 58.6% 5

HOME TEAM: Gibson County 27-6

##	Player Name		TOT-FG FG-FGA	3-PT FG-FGA	FT-FTA	REBOUNDS OF	DE	TOT	PF	TP	A	TO	BLK	S	MIN
10	Jennings, Jeniqua...	*	1-5	0-1	0-0	1	3	4	0	2	3	4	0	1	17
11	Butler, Heather.....	*	5-17	3-7	0-0	0	1	1	2	13	1	5	0	3	31
34	Garner, Brittany....	*	1-7	1-5	2-2	2	0	2	2	5	2	0	0	1	28
54	Griffin, Heather....	*	8-12	0-0	2-3	1	6	7	4	18	0	1	1	2	30
55	Pate, Jenilee.....	*	1-5	0-1	2-2	3	2	5	5	4	2	3	0	0	18
00	Tyree, Kelley.....		0-0	0-0	0-0	0	0	0	0	0	0	0	0	0	0+
23	Murphee, Mitzi.....		0-1	0-1	0-2	1	0	1	2	0	1	0	0	0	9
24	Hopper, Autumn.....		0-0	0-0	0-0	0	0	0	1	0	0	0	0	0	1
30	Hickman, Brittney...		0-1	0-1	0-0	0	0	0	0	0	0	0	0	0	0+
33	Schlesinger, Erica..		1-3	1-1	0-0	1	1	2	4	3	0	1	0	0	10
43	Huey, Felicia.....		0-1	0-1	0-0	0	0	0	1	0	2	0	0	0	12
44	Pate, Katie.....		0-0	0-0	0-0	0	0	0	0	0	0	0	0	0	1
45	Jennings, Jelisa....		0-0	0-0	0-0	0	1	1	0	0	0	0	0	0	1
51	Martin, Lauren.....		0-1	0-1	0-0	0	0	0	0	0	0	0	0	0	1
53	Smith, Kristina.....		0-0	0-0	0-0	0	0	0	1	0	0	1	0	0	1
	TEAM.....					2		2							
	Totals.....		17-53	5-19	6-9	11	14	25	22	45	11	15	1	7	160

TOTAL FG% 1st Half: 5-24 20.8% 2nd Half: 12-29 41.4% Game: 32.1% DEADB
3-Pt. FG% 1st Half: 1-7 14.3% 2nd Half: 4-12 33.3% Game: 26.3% REBS
F Throw % 1st Half: 4-4 100 % 2nd Half: 2-5 40.0% Game: 66.7% 1

Officials: Dwight Ford, Freddie Carpenter, Jason Brown
Technical fouls: Marshall County-None. Gibson County-None.
Attendance:

Score by Periods	1st	2nd	3rd	4th		Total
Marshall County.....	23	19	15	17	-	74
Gibson County.....	8	7	19	11	-	45

Play-by-Play

Play-by-Play
Marshall County vs Gibson County
03/06/08 12:30 PM at Murfreesboro, TN (Murphy Center)

1st PERIOD Play-by-Play (Page 1)
HOME TEAM: Gibson County TIME SCORE MAR VISITORS: Marshall County
---

FOUL by Pate, Jenilee (P1T1)	07:51			
	07:47	0-2	V 2	GOOD! JUMPER by March, Lauren
FOUL by Pate, Jenilee (P2T2)	07:47			MISSED FT SHOT by March, Lauren
REBOUND (DEF) by Jennings, Jeniqua	07:47			
MISSED JUMPER by Jennings, Jeniqua	07:16			REBOUND (DEF) by (TEAM)
	06:50	0-5	V 5	GOOD! 3 PTR by Moffett, McKenna
	06:50			ASSIST by Hopkins, Danika
MISSED JUMPER by Butler, Heather	06:25			
REBOUND (OFF) by Pate, Jenilee	06:25			
TURNOVR by Pate, Jenilee	06:21			
	06:10	0-7	V 7	GOOD! JUMPER by Simmons, Jakerra
GOOD! JUMPER by Griffin, Heather [PNT]	05:51	2-7	V 5	
ASSIST by Pate, Jenilee	05:51			
	05:37	2-9	V 7	GOOD! LAYUP by Simmons, Jakerra [PNT]
	05:37			ASSIST by Hopkins, Danika
GOOD! LAYUP by Jennings, Jeniqua [PNT]	05:16	4-9	V 5	
FOUL by Griffin, Heather (P1T3)	04:52			
	04:48	4-11	V 7	GOOD! JUMPER by March, Lauren
MISSED JUMPER by Pate, Jenilee	04:31			REBOUND (DEF) by March, Lauren
REBOUND (DEF) by Pate, Jenilee	04:12			MISSED JUMPER by Hopkins, Danika
MISSED 3 PTR by Pate, Jenilee	04:03			REBOUND (DEF) by Moffett, McKenna
	03:49	4-14	V 10	GOOD! 3 PTR by McQueen, Jessica
	03:49			ASSIST by Simmons, Jakerra
TIMEOUT 30sec	03:42			
TURNOVR by Pate, Jenilee	03:33			
	03:23	4-16	V 12	GOOD! LAYUP by March, Lauren [PNT]
	03:23			ASSIST by Moffett, McKenna
MISSED 3 PTR by Garner, Brittany	03:13			BLOCK by McQueen, Jessica
	03:11			REBOUND (DEF) by (TEAM)
FOUL by Griffin, Heather (P2T4)	02:51	4-17	V 13	GOOD! FT SHOT by March, Lauren
	02:51	4-18	V 14	GOOD! FT SHOT by March, Lauren
TURNOVR by Butler, Heather	02:44			
	02:42			STEAL by McQueen, Jessica
FOUL by Pate, Jenilee (P3T5)	02:33			MISSED FT SHOT by Simmons, Jakerra
	02:33			REBOUND (OFF) by (DEADBALL)
	02:33			MISSED FT SHOT by Simmons, Jakerra
	02:33			REBOUND (OFF) by Simmons, Jakerra
	02:28	4-20	V 16	GOOD! JUMPER by March, Lauren
	02:28			ASSIST by Simmons, Jakerra
TIMEOUT TEAM	02:25			
SUB IN : Schlesinger, Erica	02:25			
SUB OUT: Jennings, Jeniqua	02:25			
MISSED JUMPER by Butler, Heather	02:15			
REBOUND (OFF) by Griffin, Heather	02:15			
MISSED JUMPER by Griffin, Heather	02:11			BLOCK by March, Lauren
	02:09			REBOUND (DEF) by March, Lauren
REBOUND (DEF) by Griffin, Heather	01:40			MISSED JUMPER by March, Lauren
MISSED 3 PTR by Butler, Heather	01:32			
REBOUND (OFF) by Garner, Brittany	01:32			
	01:29			FOUL by Hopkins, Danika (P1T1)
GOOD! JUMPER by Butler, Heather	01:27	6-20	V 14	
	01:09			TURNOVR by McQueen, Jessica
STEAL by Butler, Heather	01:08			
GOOD! FT SHOT by Garner, Brittany	01:04	7-20	V 13	FOUL by March, Lauren (P1T2)
GOOD! FT SHOT by Garner, Brittany	01:04	8-20	V 12	
SUB IN : Huey, Felicia	01:04			SUB IN : McLean, Kanesha
SUB OUT: Schlesinger, Erica	01:04			SUB OUT: Hopkins, Danika
REBOUND (DEF) by Butler, Heather	00:50			MISSED 3 PTR by Moffett, McKenna
TURNOVR by Butler, Heather	00:42			
	00:23	8-23	V 15	GOOD! 3 PTR by McQueen, Jessica
	00:23			ASSIST by Moffett, McKenna
MISSED 3 PTR by Butler, Heather	00:05			BLOCK by McLean, Kanesha
REBOUND (OFF) by Pate, Jenilee	00:03			
MISSED JUMPER by Pate, Jenilee	00:00			REBOUND (DEF) by March, Lauren

Marshall County 23, Gibson County 8

2nd PERIOD Play-by-Play (Page 1)

HOME TEAM: Gibson County	TIME	SCORE	MAR	VISITORS: Marshall County
SUB IN : Huey, Felicia	08:00			SUB IN : McLean, Kanesha
SUB OUT: Jennings, Jeniqua	08:00			SUB OUT: Hopkins, Danika
MISSED JUMPER by Garner, Brittany	07:53			REBOUND (DEF) by McQueen, Jessica
	07:28			MISSED 3 PTR by McQueen, Jessica
	07:28			REBOUND (OFF) by Moffett, McKenna
	07:19			TURNOVR by Simmons, Jakerra
STEAL by Butler, Heather	07:17			
MISSED 3 PTR by Garner, Brittany	07:12			BLOCK by March, Lauren
REBOUND (OFF) by (TEAM)	07:11			
GOOD! 3 PTR by Butler, Heather	06:50	11-23	V 12	
ASSIST by Huey, Felicia	06:50			
REBOUND (DEF) by Griffin, Heather	06:30			MISSED 3 PTR by Moffett, McKenna
	06:15			FOUL by McQueen, Jessica (P1T3)
GOOD! FT SHOT by Pate, Jenilee	06:13	12-23	V 11	
GOOD! FT SHOT by Pate, Jenilee	06:13	13-23	V 10	

SUB IN : Jennings, Jeniqua	06:13			SUB IN : Hopkins, Danika
SUB OUT: Huey, Felicia	06:13			SUB OUT: McQueen, Jessica
	05:58	13-25	V 12	GOOD! LAYUP by March, Lauren [PNT]
	05:58			ASSIST by Moffett, McKenna
MISSED JUMPER by Garner, Brittany	05:40			REBOUND (DEF) by March, Lauren
	05:33	13-27	V 14	GOOD! JUMPER by McLean, Kanesha
TURNOVR by Jennings, Jeniqua	05:20			
	05:19			STEAL by March, Lauren
	05:15			TURNOVR by McLean, Kanesha
SUB IN : Murphee, Mitzi	05:15			
SUB OUT: Garner, Brittany	05:15			
MISSED JUMPER by Pate, Jenilee	04:57			REBOUND (DEF) by March, Lauren
	04:42			TURNOVR by Hopkins, Danika
MISSED JUMPER by Butler, Heather	04:29			REBOUND (DEF) by McLean, Kanesha
FOUL by Butler, Heather (P1T6)	04:21	13-28	V 15	GOOD! FT SHOT by McLean, Kanesha
REBOUND (DEF) by Jennings, Jeniqua	04:21			MISSED FT SHOT by McLean, Kanesha
MISSED 3 PTR by Butler, Heather	04:09			REBOUND (DEF) by Moffett, McKenna
	04:02	13-30	V 17	GOOD! LAYUP by March, Lauren [PNT]
	04:02			ASSIST by Moffett, McKenna
TURNOVR by Jennings, Jeniqua	03:38			
	03:37			STEAL by McLean, Kanesha
	03:32			TURNOVR by McLean, Kanesha
STEAL by Jennings, Jeniqua	03:31			
TURNOVR by Butler, Heather	03:13			STEAL by McLean, Kanesha
FOUL by Pate, Jenilee (P4T7)	03:13			MISSED FT SHOT by McLean, Kanesha
REBOUND (DEF) by Griffin, Heather	03:13			
SUB IN : Garner, Brittany	03:13			
SUB IN : Schlesinger, Erica	03:13			
SUB IN : Huey, Felicia	03:13			
SUB OUT: Pate, Jenilee	03:13			
SUB OUT: Jennings, Jeniqua	03:13			
SUB OUT: Murphee, Mitzi	03:13			
TURNOVR by Butler, Heather	02:58			
	02:56			STEAL by Simmons, Jakerra
	02:48	13-33	V 20	GOOD! 3 PTR by Hopkins, Danika
	02:48			ASSIST by March, Lauren
MISSED JUMPER by Butler, Heather	02:28			REBOUND (DEF) by March, Lauren
BLOCK by Griffin, Heather	02:06			MISSED JUMPER by McLean, Kanesha
	02:04			REBOUND (OFF) by McLean, Kanesha
	02:01	13-35	V 22	GOOD! JUMPER by McLean, Kanesha
GOOD! JUMPER by Griffin, Heather [PNT]	01:41	15-35	V 20	
ASSIST by Garner, Brittany	01:41			
	01:16	15-38	V 23	GOOD! 3 PTR by Moffett, McKenna
	01:16			ASSIST by Hopkins, Danika
MISSED JUMPER by Butler, Heather	01:01			REBOUND (DEF) by Moffett, McKenna
	00:50	15-40	V 25	GOOD! JUMPER by McLean, Kanesha [PNT]
MISSED JUMPER by Butler, Heather	00:20			REBOUND (DEF) by March, Lauren
	00:07			MISSED 3 PTR by Hopkins, Danika
	00:07			REBOUND (OFF) by Hopkins, Danika
	00:03	15-42	V 27	GOOD! JUMPER by Hopkins, Danika

Marshall County 42, Gibson County 15

3rd PERIOD Play-by-Play (Page 1)

HOME TEAM: Gibson County	TIME	SCORE	MAR	VISITORS: Marshall County
	07:38			MISSED JUMPER by McLean, Kanesha
	07:38			REBOUND (OFF) by Hopkins, Danika
	07:28	15-45	V 30	GOOD! 3 PTR by McQueen, Jessica
	07:28			ASSIST by Hopkins, Danika
GOOD! LAYUP by Pate, Jenilee [PNT]	07:10	17-45	V 28	
ASSIST by Jennings, Jeniqua	07:10			
	06:49			MISSED 3 PTR by Moffett, McKenna
	06:49			REBOUND (OFF) by (TEAM)
	06:23			TURNOVR by McQueen, Jessica
STEAL by Garner, Brittany	06:22			
MISSED LAYUP by Butler, Heather	06:19			
REBOUND (OFF) by Garner, Brittany	06:19			
GOOD! JUMPER by Griffin, Heather	06:13	19-45	V 26	
ASSIST by Pate, Jenilee	06:13			
	06:02			TIMEOUT TEAM
SUB IN : Huey, Felicia	06:02			
SUB IN : Murphee, Mitzi	06:02			
SUB OUT: Garner, Brittany	06:02			
SUB OUT: Jennings, Jeniqua	06:02			
FOUL by Griffin, Heather (P3T1)	05:59			
TURNOVR by Griffin, Heather	05:59			
	05:44			MISSED JUMPER by March, Lauren
	05:44			REBOUND (OFF) by Hopkins, Danika
FOUL by Huey, Felicia (P1T2)	05:40			MISSED FT SHOT by Hopkins, Danika
	05:40			REBOUND (OFF) by (DEADBALL)
	05:40	19-46	V 27	GOOD! FT SHOT by Hopkins, Danika
SUB IN : Garner, Brittany	05:40			
SUB OUT: Huey, Felicia	05:40			

GOOD! JUMPER by Butler, Heather [PNT]	05:13	21-46	V 25	
	05:04			TURNOVR by Hopkins, Danika
MISSED JUMPER by Griffin, Heather	04:59			
REBOUND (OFF) by Murphee, Mitzi	04:59			
MISSED FT SHOT by Murphee, Mitzi	04:57			FOUL by McQueen, Jessica (P2T1)
REBOUND (OFF) by (DEADBALL)	04:57			
MISSED FT SHOT by Murphee, Mitzi	04:57			REBOUND (DEF) by Hopkins, Danika
	04:57			SUB IN : McLean, Kanesha
	04:57			SUB OUT: McQueen, Jessica
	04:24	21-49	V 28	GOOD! 3 PTR by Moffett, McKenna
	04:24			ASSIST by McLean, Kanesha
GOOD! LAYUP by Griffin, Heather [PNT]	04:01	23-49	V 26	
ASSIST by Murphee, Mitzi	04:01			
REBOUND (DEF) by Pate, Jenilee	03:46			MISSED JUMPER by March, Lauren
MISSED JUMPER by Griffin, Heather	03:37			
REBOUND (OFF) by (TEAM)	03:37			
SUB IN : Schlesinger, Erica	03:36			
SUB IN : Huey, Felicia	03:36			
SUB OUT: Garner, Brittany	03:36			
SUB OUT: Murphee, Mitzi	03:36			
GOOD! 3 PTR by Schlesinger, Erica	03:31	26-49	V 23	
ASSIST by Huey, Felicia	03:31			
STEAL by Griffin, Heather	03:20			TURNOVR by March, Lauren
	03:16			FOUL by McLean, Kanesha (P1T2)
MISSED JUMPER by Griffin, Heather	03:08			
REBOUND (OFF) by Pate, Jenilee	03:08			
FOUL by Pate, Jenilee (P5T3)	02:55			
SUB IN : Garner, Brittany	02:55			
SUB IN : Jennings, Jeniqua	02:55			
SUB OUT: Pate, Jenilee	02:55			
SUB OUT: Schlesinger, Erica	02:55			
REBOUND (DEF) by Griffin, Heather	02:51			MISSED JUMPER by March, Lauren
GOOD! JUMPER by Griffin, Heather	02:42	28-49	V 21	
	02:31			TIMEOUT 30sec
SUB IN : Murphee, Mitzi	02:27			
SUB OUT: Griffin, Heather	02:27			
FOUL by Garner, Brittany (P1T4)	02:23			
	02:21			MISSED FT SHOT by March, Lauren
	02:21			REBOUND (OFF) by (DEADBALL)
	02:21	28-50	V 22	GOOD! FT SHOT by March, Lauren
MISSED JUMPER by Jennings, Jeniqua	02:06			
REBOUND (OFF) by Jennings, Jeniqua	02:06			
GOOD! 3 PTR by Butler, Heather	02:02	31-50	V 19	
ASSIST by Jennings, Jeniqua	02:02			
	01:48	31-52	V 21	GOOD! JUMPER by Simmons, Jakerra [PNT]
	01:48			ASSIST by Moffett, McKenna
TURNOVR by Jennings, Jeniqua	01:34			
	01:32			STEAL by McLean, Kanesha
REBOUND (DEF) by Jennings, Jeniqua	01:28			MISSED LAYUP by McLean, Kanesha
MISSED 3 PTR by Jennings, Jeniqua	01:22			REBOUND (DEF) by March, Lauren
FOUL by Murphee, Mitzi (P1T5)	01:02			
SUB IN : Griffin, Heather	01:02			
SUB IN : Pate, Katie	01:02			
SUB IN : Schlesinger, Erica	01:02			
SUB OUT: Murphee, Mitzi	01:02			
SUB OUT: Jennings, Jeniqua	01:02			
SUB OUT: Huey, Felicia	01:02			
REBOUND (DEF) by Griffin, Heather	00:50			MISSED JUMPER by McLean, Kanesha
TURNOVR by Schlesinger, Erica	00:41			
	00:39			STEAL by Hopkins, Danika
	00:34			TURNOVR by Moffett, McKenna
STEAL by Butler, Heather	00:33			
MISSED JUMPER by Schlesinger, Erica	00:29			BLOCK by Moffett, McKenna
	00:27			REBOUND (DEF) by Moffett, McKenna
	00:24	31-54	V 23	GOOD! JUMPER by March, Lauren [PNT]
	00:24			ASSIST by Moffett, McKenna
GOOD! 3 PTR by Garner, Brittany	00:16	34-54	V 20	
ASSIST by Butler, Heather	00:16			
FOUL by Schlesinger, Erica (P1T6)	00:06			
	00:06			SUB IN : McQueen, Jessica
	00:06			SUB OUT: McLean, Kanesha
	00:01	34-57	V 23	GOOD! 3 PTR by Hopkins, Danika
	00:01			ASSIST by Simmons, Jakerra
TURNOVR by Pate, Jenilee	03:07			

Marshall County 57, Gibson County 34

4th PERIOD Play-by-Play (Page 1)

HOME TEAM: Gibson County	TIME	SCORE	MAR	VISITORS: Marshall County
SUB IN : Huey, Felicia	08:00			
SUB OUT: Pate, Jenilee	08:00			
GOOD! JUMPER by Griffin, Heather	07:51	36-57	V 21	
ASSIST by Jennings, Jeniqua	07:51			
	07:49			FOUL by March, Lauren (P2T3)

MISSED FT SHOT by Griffin, Heather	07:46			REBOUND (DEF) by Simmons, Jakerra
	07:30	36-59	V 23	GOOD! JUMPER by Simmons, Jakerra
GOOD! JUMPER by Griffin, Heather	07:14	38-59	V 21	
SUB IN : Schlesinger, Erica	06:44			
SUB OUT: Huey, Felicia	06:44			
FOUL by Griffin, Heather (P4T7)	06:43			MISSED FT SHOT by March, Lauren
REBOUND (DEF) by Schlesinger, Erica	06:43			
GOOD! JUMPER by Griffin, Heather	06:32	40-59	V 19	
ASSIST by Garner, Brittany	06:32			
FOUL by Schlesinger, Erica (P2T8)	06:20	40-60	V 20	GOOD! FT SHOT by Hopkins, Danika
	06:20	40-61	V 21	GOOD! FT SHOT by Hopkins, Danika
TURNOVR by Butler, Heather	06:12			
	06:11			STEAL by March, Lauren
	06:09			TURNOVR by March, Lauren
MISSED JUMPER by Butler, Heather	05:57			REBOUND (DEF) by McQueen, Jessica
SUB IN : Murphee, Mitzi	05:41			
SUB OUT: Jennings, Jeniqua	05:41			
	05:36			TURNOVR by Moffett, McKenna
STEAL by Griffin, Heather	05:35			
MISSED LAYUP by Schlesinger, Erica	05:23			
REBOUND (OFF) by Schlesinger, Erica	05:23			
GOOD! FT SHOT by Griffin, Heather	05:18	41-61	V 20	FOUL by Moffett, McKenna (P1T4)
GOOD! FT SHOT by Griffin, Heather	05:18	42-61	V 19	
FOUL by Murphee, Mitzi (P2T9)	05:15	42-62	V 20	GOOD! FT SHOT by Moffett, McKenna
	05:15	42-63	V 21	GOOD! FT SHOT by Moffett, McKenna
SUB IN : Jennings, Jeniqua	05:15			
SUB OUT: Murphee, Mitzi	05:15			
	05:09			FOUL by Hopkins, Danika (P2T5)
MISSED 3 PTR by Garner, Brittany	04:56			REBOUND (DEF) by Moffett, McKenna
	04:42	42-66	V 24	GOOD! 3 PTR by March, Lauren
	04:42			ASSIST by McQueen, Jessica
TURNOVR by Jennings, Jeniqua	04:15			
	03:53			TURNOVR by March, Lauren
TIMEOUT TEAM	03:53			
MISSED JUMPER by Jennings, Jeniqua	03:40			BLOCK by March, Lauren
	03:37			REBOUND (DEF) by Moffett, McKenna
	03:24			TURNOVR by McQueen, Jessica
SUB IN : Murphee, Mitzi	03:24			
SUB OUT: Jennings, Jeniqua	03:24			
GOOD! 3 PTR by Butler, Heather	03:18	45-66	V 21	
FOUL by Schlesinger, Erica (P3T10)	03:07			MISSED FT SHOT by March, Lauren
	03:07			REBOUND (OFF) by (DEADBALL)
	03:07			MISSED FT SHOT by March, Lauren
	03:07			REBOUND (OFF) by Simmons, Jakerra
SUB IN : Huey, Felicia	03:07			
SUB OUT: Schlesinger, Erica	03:07			
REBOUND (DEF) by Griffin, Heather	03:03			MISSED JUMPER by Simmons, Jakerra
MISSED 3 PTR by Murphee, Mitzi	02:56			REBOUND (DEF) by Moffett, McKenna
FOUL by Garner, Brittany (P2T11)	02:54	45-67	V 22	GOOD! FT SHOT by Moffett, McKenna
	02:54	45-68	V 23	GOOD! FT SHOT by Moffett, McKenna
MISSED 3 PTR by Huey, Felicia	02:35			REBOUND (DEF) by (TEAM)
	01:57			TIMEOUT 30sec
	01:49			FOUL by March, Lauren (P3T6)
	01:49			TURNOVR by March, Lauren
MISSED 3 PTR by Butler, Heather	01:43			REBOUND (DEF) by Hopkins, Danika
FOUL by Butler, Heather (P2T12)	01:27	45-69	V 24	GOOD! FT SHOT by March, Lauren
	01:27	45-70	V 25	GOOD! FT SHOT by March, Lauren
MISSED 3 PTR by Garner, Brittany	01:21			BLOCK by March, Lauren
	01:18			REBOUND (DEF) by Moffett, McKenna
FOUL by Schlesinger, Erica (P4T13)	00:56	45-71	V 26	GOOD! FT SHOT by Hopkins, Danika
REBOUND (DEF) by Jennings, Jelisa	00:56			MISSED FT SHOT by Hopkins, Danika
SUB IN : Martin, Lauren	00:56			
SUB IN : Smith, Kristina	00:56			
SUB IN : Tyree, Kelley	00:56			
SUB IN : Hopper, Autumn	00:56			
SUB IN : Jennings, Jelisa	00:56			
SUB OUT: Griffin, Heather	00:56			
SUB OUT: Butler, Heather	00:56			
SUB OUT: Garner, Brittany	00:56			
SUB OUT: Murphee, Mitzi	00:56			
SUB OUT: Huey, Felicia	00:56			
	00:49			SUB IN : O'Neal, Addricka
	00:49			SUB IN : Tears, Andraya
	00:49			SUB IN : Reeves, Lauren
	00:49			SUB IN : McLean, Kanesha
	00:49			SUB OUT: March, Lauren
	00:49			SUB OUT: McQueen, Jessica
	00:49			SUB OUT: Moffett, McKenna
	00:49			SUB OUT: Simmons, Jakerra
TURNOVR by Smith, Kristina	00:43			
	00:27			TIMEOUT TEAM
FOUL by Hopper, Autumn (P1T14)	00:27			
SUB IN : Hickman, Brittney	00:27			SUB IN : Wallace, Mieke
SUB OUT: Tyree, Kelley	00:27			SUB IN : O'Neal, DaRhonda
	00:27			SUB IN : O'Neal, LaRhonda
	00:27			SUB IN : Moore, Stephanie

	00:27			SUB IN : Bryant, Artavia
	00:27			SUB OUT: O'Neal, Addricka
	00:27			SUB OUT: Hopkins, Danika
	00:27			SUB OUT: Tears, Andraya
	00:27			SUB OUT: Reeves, Lauren
	00:27			SUB OUT: McLean, Kanesha
	00:15	45-72	V 27	GOOD! FT SHOT by O'Neal, DaRhonda
	00:15	45-73	V 28	GOOD! FT SHOT by O'Neal, DaRhonda
MISSED 3 PTR by Martin, Lauren	00:10			REBOUND (DEF) by Bryant, Artavia
FOUL by Smith, Kristina (P1T15)	00:04			MISSED FT SHOT by Bryant, Artavia
	00:04			REBOUND (OFF) by (DEADBALL)
	00:04	45-74	V 29	GOOD! FT SHOT by Bryant, Artavia
MISSED 3 PTR by Hickman, Brittney	00:00			REBOUND (DEF) by (TEAM)

Marshall County 74, Gibson County 45

Official Basketball Box Score -- 1st Half

Official Basketball Box Score -- 1st Half
Marshall County vs Gibson County
03/06/08 12:30 PM at Murfreesboro, TN (Murphy Center)

VISITORS: Marshall County 30-4

##	Player Name		TOT-FG FG-FGA	3-PT FG-FGA	FT-FTA	REBOUNDS OF	DE	TOT	PF	TP	A	TO	BLK	S	MIN
11	Hopkins, Danika.....	*	2-4	1-2	0-0	1	0	1	1	5	3	1	0	0	13
12	McQueen, Jessica....	*	2-3	2-3	0-0	0	1	1	1	6	0	1	1	1	10
21	Moffett, McKenna....	*	2-4	2-4	0-0	1	3	4	0	6	4	0	0	0	16
24	March, Lauren.....	*	6-7	0-0	2-3	0	7	7	1	14	1	0	2	1	16
33	Simmons, Jakerra....	*	2-2	0-0	0-2	1	0	1	0	4	2	1	0	1	16
03	O'Neal, LaRhonda....		0-0	0-0	0-0	0	0	0	0	0	0	0	0	0	0
04	O'Neal, DaRhonda....		0-0	0-0	0-0	0	0	0	0	0	0	0	0	0	0
14	O'Neal, Addricka....		0-0	0-0	0-0	0	0	0	0	0	0	0	0	0	0
22	McLean, Kanesha.....		3-4	0-0	1-3	1	1	2	0	7	0	2	1	2	9
30	Bryant, Artavia.....		0-0	0-0	0-0	0	0	0	0	0	0	0	0	0	0
31	Wallace, Mieke.....		0-0	0-0	0-0	0	0	0	0	0	0	0	0	0	0
32	Reeves, Lauren.....		0-0	0-0	0-0	0	0	0	0	0	0	0	0	0	0
42	Tears, Andraya.....		0-0	0-0	0-0	0	0	0	0	0	0	0	0	0	0
55	Moore, Stephanie....		0-0	0-0	0-0	0	0	0	0	0	0	0	0	0	0
	TEAM.....						2	2							
	Totals.....		17-24	5-9	3-8	4	14	18	3	42	10	5	4	5	80

TOTAL FG% 1st Half: 17-24 70.8%
3-Pt. FG% 1st Half: 5-9 55.6%
F Throw % 1st Half: 3-8 37.5%

HOME TEAM: Gibson County 27-6

##	Player Name		TOT-FG FG-FGA	3-PT FG-FGA	FT-FTA	REBOUNDS OF	DE	TOT	PF	TP	A	TO	BLK	S	MIN
10	Jennings, Jeniqua...	*	1-2	0-0	0-0	0	2	2	0	2	0	2	0	1	9
11	Butler, Heather.....	*	2-11	1-4	0-0	0	1	1	1	5	0	4	0	2	16
34	Garner, Brittany....	*	0-4	0-2	2-2	1	0	1	0	2	1	0	0	0	14
54	Griffin, Heather....	*	2-3	0-0	0-0	1	3	4	2	4	0	0	1	0	16
55	Pate, Jenilee.....	*	0-4	0-1	2-2	2	1	3	4	2	1	2	0	0	13
00	Tyree, Kelley.....		0-0	0-0	0-0	0	0	0	0	0	0	0	0	0	0
23	Murphee, Mitzi.....		0-0	0-0	0-0	0	0	0	0	0	0	0	0	0	2
24	Hopper, Autumn.....		0-0	0-0	0-0	0	0	0	0	0	0	0	0	0	0
30	Hickman, Brittney...		0-0	0-0	0-0	0	0	0	0	0	0	0	0	0	0
33	Schlesinger, Erica..		0-0	0-0	0-0	0	0	0	0	0	0	0	0	0	4
43	Huey, Felicia.....		0-0	0-0	0-0	0	0	0	0	0	1	0	0	0	6
44	Pate, Katie.....		0-0	0-0	0-0	0	0	0	0	0	0	0	0	0	0
45	Jennings, Jelisa....		0-0	0-0	0-0	0	0	0	0	0	0	0	0	0	0
51	Martin, Lauren.....		0-0	0-0	0-0	0	0	0	0	0	0	0	0	0	0
53	Smith, Kristina.....		0-0	0-0	0-0	0	0	0	0	0	0	0	0	0	0
	TEAM.....					1		1							
	Totals.....		5-24	1-7	4-4	5	7	12	7	15	3	8	1	3	80

TOTAL FG% 1st Half: 5-24 20.8%
3-Pt. FG% 1st Half: 1-7 14.3%
F Throw % 1st Half: 4-4 100 %

Officials: Dwight Ford, Freddie Carpenter, Jason Brown
Technical fouls: Marshall County-None. Gibson County-None.
Attendance:

Score by Periods	1st	2nd
Marshall County.....	23	19
Gibson County.....	8	7

Marshall County vs McMinn Central (03/07/08 at Murfreesboro, TN (Murphy Center))

Official Basketball Box Score

Official Basketball Box Score
Marshall County vs McMinn Central
03/07/08 5:30 PM at Murfreesboro, TN (Murphy Center)

VISITORS: Marshall County 31-4

##	Player Name		TOT-FG FG-FGA	3-PT FG-FGA	FT-FTA	REBOUNDS OF	DE	TOT	PF	TP	A	TO	BLK	S	MIN
11	Hopkins, Danika.....	*	1-2	0-1	1-2	1	1	2	3	3	4	4	0	3	24
12	McQueen, Jessica....	*	2-5	2-5	3-5	1	0	1	1	9	2	2	0	2	32
21	Moffett, McKenna....	*	0-5	0-4	1-2	0	3	3	0	1	0	0	0	2	32
24	March, Lauren.....	*	7-11	0-0	9-13	0	9	9	1	23	0	6	4	0	32
33	Simmons, Jakerra....	*	1-3	0-0	1-3	2	6	8	1	3	2	3	0	0	22
14	O'Neal, Addricka....		0-0	0-0	0-0	0	0	0	0	0	0	0	0	0	0+
22	McLean, Kanesha.....		3-5	0-0	0-1	1	2	3	3	6	1	4	0	1	18
	TEAM.....					2	2	4				3			
	Totals.....		14-31	2-10	15-26	7	23	30	9	45	9	22	4	8	160

TOTAL FG% 1st Half: 10-16 62.5% 2nd Half: 4-15 26.7% Game: 45.2% DEADB
3-Pt. FG% 1st Half: 1-5 20.0% 2nd Half: 1-5 20.0% Game: 20.0% REBS
F Throw % 1st Half: 6-11 54.5% 2nd Half: 9-15 60.0% Game: 57.7% 5

HOME TEAM: McMinn Central 32-3

##	Player Name		TOT-FG FG-FGA	3-PT FG-FGA	FT-FTA	REBOUNDS OF	DE	TOT	PF	TP	A	TO	BLK	S	MIN
20	Lee, Madison.....	*	6-19	0-5	1-2	2	6	8	3	13	1	3	0	2	27
22	Lambert, Kylie.....	*	6-17	1-4	1-1	3	4	7	5	14	2	2	0	5	29
23	Elder, Elizabeth....	*	0-1	0-1	0-0	1	1	2	1	0	0	1	0	1	13
24	Jordan, Gabby.....	*	1-3	0-0	0-0	1	1	2	3	2	1	7	0	1	25
31	McNutt, Kelsie.....	*	1-1	0-0	0-0	0	0	0	4	2	0	0	0	0	19
14	Williams, Madison...		0-0	0-0	0-0	0	0	0	1	0	0	0	0	0	1
15	Davis, Jaryn.....		2-4	0-0	0-0	2	3	5	2	4	0	0	0	1	21
25	Purkey, Laura.....		1-3	0-0	0-0	1	0	1	1	2	0	0	0	0	10
34	Simbeck, Chelsea....		3-6	0-1	0-0	0	0	0	0	6	0	1	0	0	15
	TEAM.....					2	1	3				1			
	Totals.....		20-54	1-11	2-3	12	16	28	20	43	4	15	0	10	160

TOTAL FG% 1st Half: 10-30 33.3% 2nd Half: 10-24 41.7% Game: 37.0% DEADB
3-Pt. FG% 1st Half: 1-7 14.3% 2nd Half: 0-4 0.0% Game: 9.1% REBS
F Throw % 1st Half: 2-3 66.7% 2nd Half: 0-0 0.0% Game: 66.7% 0

Officials: Freddie Carpenter, Angilean Ward Clear, Gerald Parish
Technical fouls: Marshall County-None. McMinn Central-None.
Attendance:

Score by Periods	1st	2nd	3rd	4th		Total
Marshall County.....	14	13	6	12	-	45
McMinn Central.....	7	16	10	10	-	43

Play-by-Play

Play-by-Play
Marshall County vs McMinn Central
03/07/08 5:30 PM at Murfreesboro, TN (Murphy Center)

1st PERIOD Play-by-Play (Page 1)

HOME TEAM: McMinn Central	TIME	SCORE	MAR	VISITORS: Marshall County
	07:47			MISSED JUMPER by March, Lauren
	07:47			REBOUND (OFF) by (TEAM)
REBOUND (DEF) by Elder, Elizabeth	07:42			MISSED JUMPER by Moffett, McKenna
MISSED 3 PTR by Lee, Madison	07:32			
REBOUND (OFF) by Elder, Elizabeth	07:32			
	07:30			FOUL by McQueen, Jessica (P1T1)
TURNOVR by Jordan, Gabby	07:22			
	07:21			STEAL by McQueen, Jessica
	06:56			TURNOVR by Simmons, Jakerra
GOOD! JUMPER by Lee, Madison [PNT]	06:39	2-0	H 2	
	06:17			MISSED 3 PTR by Moffett, McKenna
	06:17			REBOUND (OFF) by (TEAM)
STEAL by Lee, Madison	05:59			TURNOVR by March, Lauren
TURNOVR by Jordan, Gabby	05:49			
STEAL by Elder, Elizabeth	05:37			TURNOVR by March, Lauren
TURNOVR by Elder, Elizabeth	05:37			
	05:37			TURNOVR by (TEAM)

MISSED 3 PTR by Lee, Madison	05:18			
REBOUND (OFF) by Lee, Madison	05:18			
GOOD! JUMPER by Lee, Madison	05:12	4-0	H 4	
	04:52	4-2	H 2	GOOD! JUMPER by Simmons, Jakerra
FOUL by Elder, Elizabeth (P1T1)	04:52	4-3	H 1	GOOD! FT SHOT by Simmons, Jakerra
MISSED JUMPER by Lee, Madison	04:33			
REBOUND (OFF) by Lee, Madison	04:33			
GOOD! FT SHOT by Lee, Madison	04:29	5-3	H 2	FOUL by March, Lauren (P1T2)
MISSED FT SHOT by Lee, Madison	04:29			
REBOUND (OFF) by Davis, Jaryn	04:29			
SUB IN : Purkey, Laura	04:29			
SUB IN : Davis, Jaryn	04:29			
SUB IN : Simbeck, Chelsea	04:29			
SUB OUT: McNutt, Kelsie	04:29			
SUB OUT: Jordan, Gabby	04:29			
SUB OUT: Elder, Elizabeth	04:29			
MISSED JUMPER by Purkey, Laura	04:19			REBOUND (DEF) by March, Lauren
	04:04	5-5	T 1	GOOD! JUMPER by March, Lauren
	04:00			ASSIST by Hopkins, Danika
MISSED JUMPER by Lee, Madison	03:35			REBOUND (DEF) by March, Lauren
FOUL by Purkey, Laura (P1T2)	03:18			MISSED FT SHOT by Simmons, Jakerra
	03:18			REBOUND (OFF) by (DEADBALL)
REBOUND (DEF) by Lambert, Kylie	03:18			MISSED FT SHOT by Simmons, Jakerra
SUB IN : Williams, Madison	03:18			
SUB OUT: Lee, Madison	03:18			
MISSED JUMPER by Simbeck, Chelsea	02:41			
REBOUND (OFF) by Lambert, Kylie	02:41			
TURNOVR by Lambert, Kylie	02:37			
	02:36			STEAL by Hopkins, Danika
	02:25	5-8	V 3	GOOD! 3 PTR by McQueen, Jessica
	02:25			ASSIST by Hopkins, Danika
GOOD! LAYUP by Simbeck, Chelsea [PNT]	02:06	7-8	V 1	
FOUL by Williams, Madison (P1T3)	01:54			MISSED FT SHOT by Moffett, McKenna
	01:54			REBOUND (OFF) by (DEADBALL)
	01:54	7-9	V 2	GOOD! FT SHOT by Moffett, McKenna
SUB IN : Jordan, Gabby	01:54			SUB IN : McLean, Kanesha
SUB IN : Lee, Madison	01:54			SUB OUT: Simmons, Jakerra
SUB OUT: Lambert, Kylie	01:54			
SUB OUT: Williams, Madison	01:54			
MISSED JUMPER by Purkey, Laura	01:40			REBOUND (DEF) by Hopkins, Danika
SUB IN : Elder, Elizabeth	01:37			
SUB IN : McNutt, Kelsie	01:37			
SUB OUT: Purkey, Laura	01:37			
SUB OUT: Simbeck, Chelsea	01:37			
	01:07	7-11	V 4	GOOD! JUMPER by Hopkins, Danika [PNT]
FOUL by Jordan, Gabby (P1T4)	00:34			
TURNOVR by Jordan, Gabby	00:34			
SUB IN : Lambert, Kylie	00:34			
SUB OUT: Davis, Jaryn	00:34			
	00:03	7-13	V 6	GOOD! LAYUP by March, Lauren [PNT]
	00:03			ASSIST by McLean, Kanesha
FOUL by McNutt, Kelsie (P1T5)	00:03	7-14	V 7	GOOD! FT SHOT by March, Lauren
	00:03			SUB IN : Simmons, Jakerra
	00:03			SUB IN : O'Neal, Addricka
	00:03			SUB OUT: McQueen, Jessica
	00:03			SUB OUT: March, Lauren
MISSED 3 PTR by Lambert, Kylie	00:00			REBOUND (DEF) by (TEAM)

Marshall County 14, McMinn Central 7

2nd PERIOD Play-by-Play (Page 1)

HOME TEAM: McMinn Central	TIME	SCORE	MAR	VISITORS: Marshall County
	08:00			SUB IN : McLean, Kanesha
	08:00			SUB OUT: Hopkins, Danika
MISSED JUMPER by Lee, Madison	07:52			
REBOUND (OFF) by (TEAM)	07:52			
GOOD! 3 PTR by Lambert, Kylie	07:42	10-14	V 4	
ASSIST by Lee, Madison	07:42			
	07:20	10-16	V 6	GOOD! JUMPER by March, Lauren
	07:20			ASSIST by Simmons, Jakerra
MISSED 3 PTR by Elder, Elizabeth	07:01			REBOUND (DEF) by Simmons, Jakerra
FOUL by McNutt, Kelsie (P2T6)	07:00			
SUB IN : Simbeck, Chelsea	07:00			
SUB IN : Davis, Jaryn	07:00			
SUB IN : Purkey, Laura	07:00			
SUB OUT: McNutt, Kelsie	07:00			
SUB OUT: Lee, Madison	07:00			
SUB OUT: Elder, Elizabeth	07:00			
	06:45			TURNOVR by March, Lauren
STEAL by Lambert, Kylie	06:44			
MISSED LAYUP by Lambert, Kylie	06:38			REBOUND (DEF) by Simmons, Jakerra
	06:32	10-18	V 8	GOOD! LAYUP by McLean, Kanesha [PNT]
	06:32			ASSIST by Simmons, Jakerra

MISSED LAYUP by Lambert, Kylie	06:13			REBOUND (DEF) by Simmons, Jakerra
	05:55	10-20	V 10	GOOD! LAYUP by March, Lauren [PNT]
	05:55			ASSIST by McQueen, Jessica
GOOD! JUMPER by Simbeck, Chelsea [PNT]	05:29	12-20	V 8	
	05:16			TURNOVR by McLean, Kanesha
SUB IN : Lee, Madison	05:16			
SUB OUT: Jordan, Gabby	05:16			
MISSED JUMPER by Lambert, Kylie	05:02			
REBOUND (OFF) by Lambert, Kylie	05:02			
GOOD! JUMPER by Lambert, Kylie [PNT]	04:58	14-20	V 6	
GOOD! FT SHOT by Lambert, Kylie	04:57	15-20	V 5	FOUL by McLean, Kanesha (P1T3)
	04:57			SUB IN : Hopkins, Danika
	04:57			SUB OUT: McLean, Kanesha
	04:48			TURNOVR by McQueen, Jessica
STEAL by Lambert, Kylie	04:47			
GOOD! JUMPER by Davis, Jaryn [PNT]	04:45	17-20	V 3	
	04:45			TIMEOUT 30sec
	04:42			TURNOVR by Hopkins, Danika
STEAL by Davis, Jaryn	04:41			
GOOD! JUMPER by Davis, Jaryn [PNT]	04:40	19-20	V 1	
	04:36			TURNOVR by (TEAM)
GOOD! JUMPER by Lambert, Kylie	04:27	21-20	H 1	
REBOUND (DEF) by Lee, Madison	03:50			MISSED 3 PTR by Moffett, McKenna
MISSED JUMPER by Lee, Madison	03:42			REBOUND (DEF) by Moffett, McKenna
REBOUND (DEF) by Lee, Madison	03:29			MISSED 3 PTR by McQueen, Jessica
TURNOVR by Simbeck, Chelsea	03:12			
SUB IN : Elder, Elizabeth	03:12			SUB IN : McLean, Kanesha
SUB IN : Jordan, Gabby	03:12			SUB OUT: Simmons, Jakerra
SUB IN : McNutt, Kelsie	03:12			
SUB OUT: Lambert, Kylie	03:12			
SUB OUT: Simbeck, Chelsea	03:12			
SUB OUT: Purkey, Laura	03:12			
	02:53	21-22	V 1	GOOD! JUMPER by March, Lauren
	02:53			ASSIST by McQueen, Jessica
MISSED JUMPER by Jordan, Gabby	02:29			REBOUND (DEF) by Moffett, McKenna
FOUL by Davis, Jaryn (P1T7)	02:25	21-23	V 2	GOOD! FT SHOT by March, Lauren
REBOUND (DEF) by Lee, Madison	02:25			MISSED FT SHOT by March, Lauren
	02:20			FOUL by McLean, Kanesha (P2T4)
SUB IN : Lambert, Kylie	02:18			
SUB OUT: Davis, Jaryn	02:18			
MISSED JUMPER by Lee, Madison	02:09			BLOCK by March, Lauren
	02:07			REBOUND (DEF) by McLean, Kanesha
	02:06			TURNOVR by McLean, Kanesha
GOOD! JUMPER by Lambert, Kylie [PNT]	02:03	23-23	T 2	
	01:43	23-25	V 2	GOOD! JUMPER by McLean, Kanesha
MISSED JUMPER by Jordan, Gabby	01:30			
REBOUND (OFF) by Lambert, Kylie	01:30			
MISSED JUMPER by Lambert, Kylie	01:27			
REBOUND (OFF) by Jordan, Gabby	01:27			
MISSED 3 PTR by Lambert, Kylie	01:21			REBOUND (DEF) by March, Lauren
FOUL by Lambert, Kylie (P1T8)	00:53	23-26	V 3	GOOD! FT SHOT by McQueen, Jessica
	00:53	23-27	V 4	GOOD! FT SHOT by McQueen, Jessica
REBOUND (DEF) by Lambert, Kylie	00:53			MISSED FT SHOT by McQueen, Jessica
SUB IN : Simbeck, Chelsea	00:53			
SUB IN : Davis, Jaryn	00:53			
SUB OUT: McNutt, Kelsie	00:53			
SUB OUT: Lee, Madison	00:53			
TURNOVR by Jordan, Gabby	00:36			
	00:35			STEAL by Hopkins, Danika
REBOUND (DEF) by Jordan, Gabby	00:04			MISSED 3 PTR by Hopkins, Danika
MISSED 3 PTR by Simbeck, Chelsea	00:00			REBOUND (DEF) by (TEAM)

Marshall County 27, McMinn Central 23

3rd PERIOD Play-by-Play (Page 1)

HOME TEAM: McMinn Central	TIME	SCORE	MAR	VISITORS: Marshall County
	07:50			TURNOVR by March, Lauren
STEAL by Lambert, Kylie	07:49			
MISSED LAYUP by Lee, Madison	07:46			REBOUND (DEF) by March, Lauren
	07:27	23-29	V 6	GOOD! JUMPER by March, Lauren
	07:27			ASSIST by Hopkins, Danika
MISSED JUMPER by Lambert, Kylie	07:11			REBOUND (DEF) by March, Lauren
	07:07			TURNOVR by March, Lauren
	07:03			FOUL by Hopkins, Danika (P1T1)
MISSED JUMPER by Lambert, Kylie	07:00			REBOUND (DEF) by March, Lauren
	06:46			TURNOVR by (TEAM)
SUB IN : Simbeck, Chelsea	06:46			
SUB OUT: Elder, Elizabeth	06:46			
	06:30			FOUL by Hopkins, Danika (P2T2)
TURNOVR by Jordan, Gabby	06:25			
	06:16			TURNOVR by Hopkins, Danika
STEAL by Jordan, Gabby	06:15			
GOOD! LAYUP by Jordan, Gabby [PNT]	06:12	25-29	V 4	

ASSIST by Lambert, Kylie	06:12			
FOUL by Jordan, Gabby (P2T1)	06:03			
REBOUND (DEF) by Lee, Madison	05:42			MISSED 3 PTR by McQueen, Jessica
TURNOVR by Lee, Madison	05:37			STEAL by Moffett, McKenna
	05:12			MISSED JUMPER by March, Lauren
	05:12			REBOUND (OFF) by Simmons, Jakerra
	05:09			MISSED JUMPER by Simmons, Jakerra
	05:09			REBOUND (OFF) by McQueen, Jessica
REBOUND (DEF) by Lee, Madison	05:03			MISSED 3 PTR by Moffett, McKenna
GOOD! JUMPER by Simbeck, Chelsea	04:51	27-29	V 2	
ASSIST by Jordan, Gabby	04:51			
	04:35			TURNOVR by Hopkins, Danika
STEAL by Lee, Madison	04:34			
GOOD! LAYUP by Lee, Madison [PNT]	04:33	29-29	T 3	
SUB IN : Purkey, Laura	04:26			
SUB IN : Davis, Jaryn	04:26			
SUB OUT: McNutt, Kelsie	04:26			
SUB OUT: Jordan, Gabby	04:26			
	04:12			TURNOVR by McQueen, Jessica
GOOD! JUMPER by Purkey, Laura	03:51	31-29	H 2	
ASSIST by Lambert, Kylie	03:51			
	03:32	31-31	T 4	GOOD! JUMPER by March, Lauren
TIMEOUT 30sec	03:20			
SUB IN : Jordan, Gabby	03:20			SUB IN : McLean, Kanesha
SUB OUT: Lee, Madison	03:20			SUB OUT: Simmons, Jakerra
TURNOVR by Jordan, Gabby	03:06			STEAL by Moffett, McKenna
FOUL by Lambert, Kylie (P2T2)	03:04	31-32	V 1	GOOD! FT SHOT by March, Lauren
	03:04	31-33	V 2	GOOD! FT SHOT by March, Lauren
MISSED JUMPER by Lambert, Kylie	02:53			BLOCK by March, Lauren
REBOUND (OFF) by Purkey, Laura	02:50			
	02:24			FOUL by Hopkins, Danika (P3T3)
SUB IN : Lee, Madison	02:24			SUB IN : Simmons, Jakerra
SUB OUT: Jordan, Gabby	02:24			SUB OUT: Hopkins, Danika
MISSED JUMPER by Simbeck, Chelsea	02:13			REBOUND (DEF) by Simmons, Jakerra
REBOUND (DEF) by (TEAM)	01:50			MISSED 3 PTR by McQueen, Jessica
SUB IN : McNutt, Kelsie	01:46			
SUB IN : Elder, Elizabeth	01:46			
SUB OUT: Purkey, Laura	01:46			
SUB OUT: Simbeck, Chelsea	01:46			
MISSED 3 PTR by Lee, Madison	01:31			REBOUND (DEF) by Moffett, McKenna
REBOUND (DEF) by Davis, Jaryn	01:20			MISSED JUMPER by March, Lauren
MISSED LAYUP by Davis, Jaryn	01:10			REBOUND (DEF) by Simmons, Jakerra
	01:09			TURNOVR by Simmons, Jakerra
SUB IN : Jordan, Gabby	01:09			
SUB OUT: Davis, Jaryn	01:09			
GOOD! JUMPER by Lee, Madison [PNT]	01:00	33-33	T 5	
FOUL by Lambert, Kylie (P3T3)	00:43			
	00:25			MISSED JUMPER by McLean, Kanesha
	00:25			REBOUND (OFF) by Simmons, Jakerra
REBOUND (DEF) by Lee, Madison	00:23			MISSED JUMPER by Simmons, Jakerra

McMinn Central 33, Marshall County 33

4th PERIOD Play-by-Play (Page 1)

HOME TEAM: McMinn Central	TIME	SCORE	MAR	VISITORS: Marshall County
SUB IN : Davis, Jaryn	08:00			SUB IN : McLean, Kanesha
SUB OUT: Lambert, Kylie	08:00			SUB OUT: Hopkins, Danika
MISSED 3 PTR by Lee, Madison	07:34			REBOUND (DEF) by Simmons, Jakerra
	07:32			TURNOVR by Simmons, Jakerra
FOUL by McNutt, Kelsie (P3T4)	07:12			
	07:12			FOUL by Simmons, Jakerra (P1T4)
SUB IN : Lambert, Kylie	07:12			
SUB OUT: Elder, Elizabeth	07:12			
TURNOVR by Lambert, Kylie	07:03			
	07:02			STEAL by McQueen, Jessica
REBOUND (DEF) by Lambert, Kylie	06:57			MISSED LAYUP by March, Lauren
MISSED 3 PTR by Lee, Madison	06:42			REBOUND (DEF) by McLean, Kanesha
	06:39			TURNOVR by McLean, Kanesha
GOOD! JUMPER by McNutt, Kelsie [PNT]	06:32	35-33	H 2	
	06:18			TURNOVR by March, Lauren
STEAL by Lambert, Kylie	06:17			
MISSED 3 PTR by Lambert, Kylie	06:09			REBOUND (DEF) by March, Lauren
FOUL by Lee, Madison (P1T5)	05:28	35-34	H 1	GOOD! FT SHOT by March, Lauren
	05:28	35-35	T 6	GOOD! FT SHOT by March, Lauren
	05:28			SUB IN : Hopkins, Danika
	05:28			SUB OUT: Simmons, Jakerra
GOOD! JUMPER by Lee, Madison	05:11	37-35	H 2	
FOUL by Davis, Jaryn (P2T6)	04:50			
REBOUND (DEF) by Davis, Jaryn	04:43			MISSED 3 PTR by Moffett, McKenna
MISSED JUMPER by Lee, Madison	04:17			BLOCK by March, Lauren
	04:17			REBOUND (DEF) by March, Lauren
FOUL by Lee, Madison (P2T7)	04:17	37-36	H 1	GOOD! FT SHOT by March, Lauren
	04:17			MISSED FT SHOT by March, Lauren

	04:17			REBOUND (OFF) by McLean, Kanesha
SUB IN : Simbeck, Chelsea	04:17			
SUB OUT: McNutt, Kelsie	04:17			
REBOUND (DEF) by Davis, Jaryn	04:05			MISSED JUMPER by McLean, Kanesha
	03:59			FOUL by McLean, Kanesha (P3T5)
TIMEOUT TEAM	03:48			
TURNOVR by Lee, Madison	03:40			
	03:39			STEAL by McLean, Kanesha
	03:37	37-38	V 1	GOOD! LAYUP by McLean, Kanesha [PNT]
FOUL by Jordan, Gabby (P3T8)	03:37			MISSED FT SHOT by McLean, Kanesha
	03:37			REBOUND (OFF) by Hopkins, Danika
	03:34			TURNOVR by Hopkins, Danika
TURNOVR by Lee, Madison	03:05			
FOUL by Lee, Madison (P3T9)	02:41	37-39	V 2	GOOD! FT SHOT by March, Lauren
REBOUND (DEF) by Lambert, Kylie	02:41			MISSED FT SHOT by March, Lauren
SUB IN : McNutt, Kelsie	02:41			
SUB OUT: Simbeck, Chelsea	02:41			
GOOD! JUMPER by Lee, Madison	02:23	39-39	T 7	
	02:00			TIMEOUT TEAM
	01:49			TURNOVR by McLean, Kanesha
STEAL by Lambert, Kylie	01:48			
GOOD! JUMPER by Lambert, Kylie	01:41	41-39	H 2	
	01:22			TIMEOUT 30sec
	01:22			SUB IN : Simmons, Jakerra
	01:22			SUB OUT: McLean, Kanesha
	01:19	41-42	V 1	GOOD! 3 PTR by McQueen, Jessica
	01:19			ASSIST by Hopkins, Danika
MISSED JUMPER by Davis, Jaryn	00:56			BLOCK by March, Lauren
	00:54			REBOUND (DEF) by March, Lauren
FOUL by Lambert, Kylie (P4T10)	00:43			MISSED FT SHOT by Hopkins, Danika
	00:43			REBOUND (OFF) by (DEADBALL)
	00:43	41-43	V 2	GOOD! FT SHOT by Hopkins, Danika
MISSED JUMPER by Lambert, Kylie	00:30			
REBOUND (OFF) by Davis, Jaryn	00:30			
MISSED JUMPER by Lee, Madison	00:16			
REBOUND (OFF) by (TEAM)	00:16			
TIMEOUT TEAM	00:12			
	00:12			TIMEOUT TEAM
TURNOVR by (TEAM)	00:12			
SUB IN : Elder, Elizabeth	00:12			SUB IN : McLean, Kanesha
SUB OUT: Jordan, Gabby	00:12			SUB OUT: Simmons, Jakerra
FOUL by McNutt, Kelsie (P4T11)	00:09			MISSED FT SHOT by McQueen, Jessica
	00:09			REBOUND (OFF) by (DEADBALL)
	00:09	41-44	V 3	GOOD! FT SHOT by McQueen, Jessica
SUB IN : Jordan, Gabby	00:09			
SUB OUT: Elder, Elizabeth	00:09			
GOOD! LAYUP by Lambert, Kylie [PNT]	00:05	43-44	V 1	
TIMEOUT TEAM	00:04			
FOUL by Lambert, Kylie (P5T12)	00:02			MISSED FT SHOT by March, Lauren
	00:02			REBOUND (OFF) by (DEADBALL)
	00:02	43-45	V 2	GOOD! FT SHOT by March, Lauren
TIMEOUT 30sec	00:02			
SUB IN : Williams, Madison	00:02			
SUB OUT: Lambert, Kylie	00:02			
TURNOVR by Jordan, Gabby	00:01			
	00:00			STEAL by Hopkins, Danika

Marshall County 45, McMinn Central 43

Official Basketball Box Score -- 1st Half

Official Basketball Box Score -- 1st Half
Marshall County vs McMinn Central
03/07/08 5:30 PM at Murfreesboro, TN (Murphy Center)

VISITORS: Marshall County 31-4

##	Player Name		TOT-FG FG-FGA	3-PT FG-FGA	FT-FTA	REBOUNDS OF	DE	TOT	PF	TP	A	TO	BLK	S	MIN
11	Hopkins, Danika.....	*	1-2	0-1	0-0	0	1	1	0	2	2	1	0	2	13
12	McQueen, Jessica....	*	1-2	1-2	2-3	0	0	0	1	5	2	1	0	1	16
21	Moffett, McKenna....	*	0-3	0-2	1-2	0	2	2	0	1	0	0	0	0	16
24	March, Lauren.....	*	5-6	0-0	2-3	0	3	3	1	12	0	3	1	0	16
33	Simmons, Jakerra....	*	1-1	0-0	1-3	0	3	3	0	3	2	1	0	0	11
14	O'Neal, Addricka....		0-0	0-0	0-0	0	0	0	0	0	0	0	0	0	0+
22	McLean, Kanesha.....		2-2	0-0	0-0	0	1	1	2	4	1	2	0	0	8
	TEAM.....					2	2	4				2			
	Totals.....		10-16	1-5	6-11	2	12	14	4	27	7	10	1	3	80

TOTAL FG% 1st Half: 10-16 62.5%
3-Pt. FG% 1st Half: 1-5 20.0%
F Throw % 1st Half: 6-11 54.5%

HOME TEAM: McMinn Central 32-3

##	Player Name		TOT-FG FG-FGA	3-PT FG-FGA	FT-FTA	REBOUNDS OF	DE	TOT	PF	TP	A	TO	BLK	S	MIN
20	Lee, Madison.....	*	2-9	0-2	1-2	2	3	5	0	5	1	0	0	1	12
22	Lambert, Kylie.....	*	4-10	1-3	1-1	3	2	5	1	10	0	1	0	2	14
23	Elder, Elizabeth....	*	0-1	0-1	0-0	1	1	2	1	0	0	1	0	1	9
24	Jordan, Gabby.....	*	0-2	0-0	0-0	1	1	2	1	0	0	4	0	0	11
31	McNutt, Kelsie.....	*	0-0	0-0	0-0	0	0	0	2	0	0	0	0	0	8
14	Williams, Madison...		0-0	0-0	0-0	0	0	0	1	0	0	0	0	0	1
15	Davis, Jaryn.....		2-2	0-0	0-0	1	0	1	1	4	0	0	0	1	10
25	Purkey, Laura.....		0-2	0-0	0-0	0	0	0	1	0	0	0	0	0	7
34	Simbeck, Chelsea....		2-4	0-1	0-0	0	0	0	0	4	0	1	0	0	8
	TEAM.....					1		1							
	Totals.....		10-30	1-7	2-3	9	7	16	8	23	1	7	0	5	80

TOTAL FG% 1st Half: 10-30 33.3%
3-Pt. FG% 1st Half: 1-7 14.3%
F Throw % 1st Half: 2-3 66.7%

Officials: Freddie Carpenter, Angilean Ward Clear, Gerald Parish
Technical fouls: Marshall County-None. McMinn Central-None.
Attendance:

Score by Periods	1st	2nd
Marshall County.....	14	13
McMinn Central.....	7	16

Marshall County vs Milan (03/08/08 at Murfreesboro, Tenn. (Murphy Center))

Official Basketball Box Score

Official Basketball Box Score
Marshall County vs Milan
03/08/08 5:00 p.m. at Murfreesboro, Tenn. (Murphy Center)

VISITORS: Marshall County 32-4

##	Player Name		TOT-FG FG-FGA	3-PT FG-FGA	FT-FTA	REBOUNDS OF	DE	TOT	PF	TP	A	TO	BLK	S	MIN
11	Hopkins, Danika.....	*	2-6	1-3	1-2	2	0	2	0	6	3	1	0	1	30
12	McQueen, Jessica....	*	2-3	2-2	0-0	0	3	3	1	6	2	0	2	1	29
21	Moffett, McKenna....	*	1-6	1-6	3-4	0	2	2	2	6	2	4	0	0	32
24	March, Lauren.....	*	4-12	1-2	4-5	4	5	9	2	13	2	2	1	1	32
33	Simmons, Jakerra....	*	6-9	0-0	1-1	1	0	1	2	13	1	1	0	0	32
03	O'Neal, LaRhonda....		0-0	0-0	0-0	0	0	0	0	0	0	0	0	1	0
22	McLean, Kanesha.....		0-2	0-1	0-0	0	0	0	2	0	1	0	0	0	5
	TEAM.....					1	2	3							
	Totals.....		15-38	5-14	9-12	8	12	20	9	44	11	8	3	4	160

TOTAL FG% 1st Half: 8-22 36.4% 2nd Half: 7-16 43.8% Game: 39.5% DEADB
3-Pt. FG% 1st Half: 3-9 33.3% 2nd Half: 2-5 40.0% Game: 35.7% REBS
F Throw % 1st Half: 0-0 0.0% 2nd Half: 9-12 75.0% Game: 75.0% 2

HOME TEAM: Milan 29-6

##	Player Name		TOT-FG FG-FGA	3-PT FG-FGA	FT-FTA	REBOUNDS OF	DE	TOT	PF	TP	A	TO	BLK	S	MIN
03	Gray, Shaniqua.....	*	5-14	0-3	1-1	1	2	3	1	11	1	5	0	0	32
20	Hamm, Sarah.....	*	0-5	0-4	0-0	0	0	0	1	0	0	1	0	1	14
32	Simpson, Dequashia..	*	1-2	0-0	0-0	4	2	6	4	2	0	2	0	0	27
42	Glenn, Perica.....	*	4-8	0-0	1-2	8	3	11	3	9	0	2	0	1	28
43	Poston, Chantel.....	*	6-12	0-0	1-1	1	3	4	3	13	0	3	3	3	32
04	Joyner, Julianne....		0-2	0-2	0-0	0	2	2	3	0	3	0	0	0	27
21	Bledsoe, Crystal....		0-0	0-0	0-0	0	0	0	0	0	0	0	0	0	0+
	TEAM.....					1	4	5							
	Totals.....		16-43	0-9	3-4	15	16	31	15	35	4	13	3	5	160

TOTAL FG% 1st Half: 9-17 52.9% 2nd Half: 7-26 26.9% Game: 37.2% DEADB
3-Pt. FG% 1st Half: 0-2 0.0% 2nd Half: 0-7 0.0% Game: 0.0% REBS
F Throw % 1st Half: 0-0 0.0% 2nd Half: 3-4 75.0% Game: 75.0% 1

Officials: Freddie Carpenter, Paul Moore, Stacey Rymer
Technical fouls: Marshall County-None. Milan-None.
Attendance:

Score by Periods	1st	2nd	3rd	4th		Total
Marshall County.....	7	12	11	14	-	44
Milan.....	6	12	12	5	-	35

Destiny Dishman(Stone Mem), LaShay Davis (Upper), Kylie Lambert(McMinn Cent)
Shaniqua Gray(Milan), Jessica McQueen(Marshall Co), Perrica Glenn(Milan),
Danika Hopkins(Marshall Co), Chantal Poston(Milan), Jakerra Simmons(MarshallCo
), Lauren March-MVP (Marshall Co)

Play-by-Play

Play-by-Play
Marshall County vs Milan
03/08/08 5:00 p.m. at Murfreesboro, Tenn. (Murphy Center)

1st PERIOD Play-by-Play (Page 1)

HOME TEAM: Milan	TIME	SCORE	MAR	VISITORS: Marshall County
MISSED JUMPER by Poston, Chantel	07:44			REBOUND (DEF) by McQueen, Jessica
FOUL by Hamm, Sarah (P1T1)	07:42			
BLOCK by Poston, Chantel	07:23			MISSED JUMPER by Hopkins, Danika
REBOUND (DEF) by Gray, Shaniqua	07:22			
FOUL by Gray, Shaniqua (P1T2)	07:18			
TURNOVR by Gray, Shaniqua	07:18			
REBOUND (DEF) by Simpson, Dequashia	06:57			MISSED JUMPER by McQueen, Jessica
MISSED 3 PTR by Hamm, Sarah	06:40			REBOUND (DEF) by McQueen, Jessica
	06:28	0-3	V 3	GOOD! 3 PTR by March, Lauren
	06:28			ASSIST by Moffett, McKenna
MISSED 3 PTR by Hamm, Sarah	05:36			REBOUND (DEF) by Moffett, McKenna
	05:17	0-5	V 5	GOOD! LAYUP by Simmons, Jakerra [PNT]

	05:17			ASSIST by March, Lauren
TIMEOUT 30sec	05:13			
SUB IN : Joyner, Julianne	05:13			
SUB OUT: Hamm, Sarah	05:13			
TURNOVR by Simpson, Dequashia	04:54			
REBOUND (DEF) by Glenn, Perica	04:37			MISSED JUMPER by March, Lauren
TURNOVR by Poston, Chantel	04:08			
	04:06			STEAL by McQueen, Jessica
REBOUND (DEF) by (TEAM)	03:45			MISSED 3 PTR by Hopkins, Danika
GOOD! JUMPER by Gray, Shaniqua [PNT]	03:28	2-5	V 3	
	03:07			MISSED JUMPER by Simmons, Jakerra
	03:07			REBOUND (OFF) by March, Lauren
	03:04			MISSED JUMPER by March, Lauren
	03:04			REBOUND (OFF) by March, Lauren
	03:01	2-7	V 5	GOOD! JUMPER by March, Lauren [PNT]
GOOD! JUMPER by Gray, Shaniqua [PNT]	02:20	4-7	V 3	
	01:49			MISSED 3 PTR by March, Lauren
	01:49			REBOUND (OFF) by March, Lauren
REBOUND (DEF) by Glenn, Perica	01:05			MISSED JUMPER by March, Lauren
GOOD! JUMPER by Poston, Chantel	00:41	6-7	V 1	
REBOUND (DEF) by (TEAM)	00:00			MISSED 3 PTR by Moffett, McKenna

Marshall County 7, Milan 6

2nd PERIOD Play-by-Play (Page 1)

HOME TEAM: Milan	TIME	SCORE	MAR	VISITORS: Marshall County
SUB IN : Joyner, Julianne	08:00			
SUB OUT: Glenn, Perica	08:00			
	07:39	6-9	V 3	GOOD! JUMPER by Simmons, Jakerra [PNT]
	07:27			FOUL by Simmons, Jakerra (P1T1)
SUB IN : Glenn, Perica	07:27			
SUB OUT: Simpson, Dequashia	07:27			
GOOD! JUMPER by Poston, Chantel [PNT]	07:22	8-9	V 1	
	06:52	8-11	V 3	GOOD! JUMPER by March, Lauren [PNT]
	06:52			ASSIST by McQueen, Jessica
GOOD! LAYUP by Poston, Chantel [PNT]	06:34	10-11	V 1	
ASSIST by Joyner, Julianne	06:34			
	06:15	10-14	V 4	GOOD! 3 PTR by Moffett, McKenna
	06:15			ASSIST by Simmons, Jakerra
MISSED JUMPER by Gray, Shaniqua	06:05			
REBOUND (OFF) by Glenn, Perica	06:05			
GOOD! JUMPER by Glenn, Perica [PNT]	06:04	12-14	V 2	
REBOUND (DEF) by Poston, Chantel	05:37			MISSED JUMPER by Hopkins, Danika
	05:27			SUB IN : McLean, Kanesha
	05:27			SUB OUT: McQueen, Jessica
TURNOVR by Hamm, Sarah	05:09			
FOUL by Poston, Chantel (P1T3)	04:47			
	04:23			TURNOVR by Simmons, Jakerra
SUB IN : Simpson, Dequashia	04:23			
SUB OUT: Hamm, Sarah	04:23			
GOOD! JUMPER by Gray, Shaniqua [PNT]	04:08	14-14	T 1	
REBOUND (DEF) by Gray, Shaniqua	03:49			MISSED JUMPER by McLean, Kanesha
MISSED JUMPER by Poston, Chantel	03:41			
REBOUND (OFF) by Simpson, Dequashia	03:41			
GOOD! JUMPER by Simpson, Dequashia [PNT]	03:38	16-14	H 2	
	03:23			TURNOVR by Moffett, McKenna
FOUL by Glenn, Perica (P1T4)	03:10			
TURNOVR by Glenn, Perica	03:10			
	03:09			TIMEOUT MEDIA
REBOUND (DEF) by Poston, Chantel	02:45			MISSED 3 PTR by McLean, Kanesha
TURNOVR by Poston, Chantel	02:40			
	02:39			STEAL by Hopkins, Danika
	02:29	16-16	T 2	GOOD! JUMPER by Simmons, Jakerra [PNT]
	02:29			ASSIST by McLean, Kanesha
MISSED JUMPER by Gray, Shaniqua	02:06			REBOUND (DEF) by March, Lauren
	01:57			SUB IN : McQueen, Jessica
	01:57			SUB OUT: Hopkins, Danika
	01:42	16-19	V 3	GOOD! 3 PTR by McQueen, Jessica
	01:42			ASSIST by March, Lauren
MISSED JUMPER by Glenn, Perica	01:24			BLOCK by March, Lauren
	01:22			REBOUND (DEF) by March, Lauren
REBOUND (DEF) by (TEAM)	01:07			MISSED 3 PTR by Moffett, McKenna
	00:50			FOUL by McLean, Kanesha (P1T2)
	00:39			FOUL by McLean, Kanesha (P2T3)
	00:39			SUB IN : Hopkins, Danika
	00:39			SUB OUT: McLean, Kanesha
MISSED JUMPER by Gray, Shaniqua	00:32			
REBOUND (OFF) by Glenn, Perica	00:32			
GOOD! JUMPER by Glenn, Perica [PNT]	00:29	18-19	V 1	
SUB IN : Bledsoe, Crystal	00:12			
SUB OUT: Gray, Shaniqua	00:12			
REBOUND (DEF) by (TEAM)	00:00			MISSED 3 PTR by Moffett, McKenna

Marshall County 19, Milan 18

3rd PERIOD Play-by-Play (Page 1)

HOME TEAM: Milan	TIME	SCORE	MAR	VISITORS: Marshall County
GOOD! JUMPER by Poston, Chantel	07:37	20-19	H 1	
FOUL by Glenn, Perica (P2T1)	07:03			
	06:57	20-22	V 2	GOOD! 3 PTR by McQueen, Jessica
	06:57			ASSIST by Hopkins, Danika
MISSED 3 PTR by Hamm, Sarah	06:38			
REBOUND (OFF) by Simpson, Dequashia	06:38			
SUB IN : Joyner, Julianne	06:32			
SUB OUT: Hamm, Sarah	06:32			
MISSED JUMPER by Gray, Shaniqua	06:26			REBOUND (DEF) by March, Lauren
REBOUND (DEF) by Glenn, Perica	06:05			MISSED JUMPER by March, Lauren
GOOD! JUMPER by Poston, Chantel	05:52	22-22	T 3	
ASSIST by Joyner, Julianne	05:52			
GOOD! FT SHOT by Poston, Chantel	05:52	23-22	H 1	FOUL by March, Lauren (P1T1)
TIMEOUT MEDIA	05:51			
	05:34	23-24	V 1	GOOD! JUMPER by Simmons, Jakerra
	05:34			ASSIST by McQueen, Jessica
GOOD! LAYUP by Glenn, Perica [PNT]	05:21	25-24	H 1	
ASSIST by Joyner, Julianne	05:21			
	04:12	25-26	V 1	GOOD! LAYUP by March, Lauren [PNT]
	04:12			ASSIST by Hopkins, Danika
GOOD! LAYUP by Gray, Shaniqua [PNT]	04:06	27-26	H 1	
GOOD! FT SHOT by Gray, Shaniqua	04:06	28-26	H 2	FOUL by Moffett, McKenna (P1T2)
	03:51	28-29	V 1	GOOD! 3 PTR by Hopkins, Danika
	03:51			ASSIST by Moffett, McKenna
FOUL by Glenn, Perica (P3T2)	03:47			
	03:35			TURNOVR by March, Lauren
STEAL by Poston, Chantel	03:34			
	02:53			FOUL by Moffett, McKenna (P2T3)
SUB IN : Hamm, Sarah	02:53			
SUB OUT: Glenn, Perica	02:53			
TURNOVR by Gray, Shaniqua	02:40			
BLOCK by Poston, Chantel	02:19			MISSED JUMPER by March, Lauren
	02:18			REBOUND (OFF) by Hopkins, Danika
FOUL by Simpson, Dequashia (P1T3)	02:17			MISSED FT SHOT by Hopkins, Danika
	02:17			REBOUND (OFF) by (DEADBALL)
TIMEOUT 30sec	02:17			
	02:17	28-30	V 2	GOOD! FT SHOT by Hopkins, Danika
MISSED 3 PTR by Gray, Shaniqua	02:07			REBOUND (DEF) by (TEAM)
	01:48			TURNOVR by Moffett, McKenna
STEAL by Poston, Chantel	01:45			
MISSED JUMPER by Gray, Shaniqua	01:32			
REBOUND (OFF) by Simpson, Dequashia	01:32			
TURNOVR by Simpson, Dequashia	01:30			
BLOCK by Poston, Chantel	01:10			MISSED JUMPER by March, Lauren
REBOUND (DEF) by Simpson, Dequashia	01:07			
MISSED JUMPER by Poston, Chantel	00:59			REBOUND (DEF) by McQueen, Jessica
REBOUND (DEF) by Joyner, Julianne	00:44			MISSED 3 PTR by Moffett, McKenna
GOOD! LAYUP by Gray, Shaniqua [PNT]	00:02	30-30	T 4	

Milan 30, Marshall County 30

4th PERIOD Play-by-Play (Page 1)

HOME TEAM: Milan	TIME	SCORE	MAR	VISITORS: Marshall County
SUB IN : Joyner, Julianne	08:00			
SUB OUT: Simpson, Dequashia	08:00			
	07:31			MISSED JUMPER by Simmons, Jakerra
	07:31			REBOUND (OFF) by (TEAM)
	07:22			MISSED 3 PTR by Moffett, McKenna
	07:22			REBOUND (OFF) by Hopkins, Danika
	07:20	30-32	V 2	GOOD! JUMPER by Hopkins, Danika [PNT]
TURNOVR by Poston, Chantel	07:04			
FOUL by Poston, Chantel (P2T4)	06:53			
SUB IN : Simpson, Dequashia	06:53			
SUB OUT: Hamm, Sarah	06:53			
	06:46	30-34	V 4	GOOD! JUMPER by Simmons, Jakerra
	06:46			ASSIST by Hopkins, Danika
TURNOVR by Glenn, Perica	06:36			
TIMEOUT TEAM	06:36			
STEAL by Poston, Chantel	05:53			TURNOVR by Moffett, McKenna
MISSED LAYUP by Poston, Chantel	05:49			
REBOUND (OFF) by Glenn, Perica	05:49			
MISSED JUMPER by Glenn, Perica	05:47			
REBOUND (OFF) by Gray, Shaniqua	05:47			
TURNOVR by Gray, Shaniqua	05:40			
	05:39			STEALVbybMarch,hLaurenen
STEAL by Glenn, Perica	05:39			
TIMEOUT MEDIA	05:38			
GOOD! JUMPER by Poston, Chantel	05:25	32-34	V 2	
ASSIST by Gray, Shaniqua	05:25			

	04:51			MISSED JUMPER by March, Lauren
	04:51			REBOUND (OFF) by Simmons, Jakerra
	04:50	32-36	V 4	GOOD! JUMPER by Simmons, Jakerra [PNT]
FOUL by Simpson, Dequashia (P2T5)	04:50	32-37	V 5	GOOD! FT SHOT by Simmons, Jakerra
MISSED JUMPER by Gray, Shaniqua	04:37			
REBOUND (OFF) by Glenn, Perica	04:37			
GOOD! JUMPER by Glenn, Perica [PNT]	04:35	34-37	V 3	
	04:10			TURNOVR by Hopkins, Danika
	03:55			FOUL by McQueen, Jessica (P1T4)
MISSED JUMPER by Poston, Chantel	03:53			
REBOUND (OFF) by Glenn, Perica	03:53			
	03:50			FOUL by March, Lauren (P2T5)
MISSED JUMPER by Poston, Chantel	03:47			REBOUND (DEF) by March, Lauren
	03:37			MISSED 3 PTR by Hopkins, Danika
	03:37			REBOUND (OFF) by March, Lauren
	03:28			TIMEOUT TEAM
FOUL by Joyner, Julianne (P1T6)	03:03			
	02:16			TIMEOUT 30sec
REBOUND (DEF) by Poston, Chantel	01:52			MISSED JUMPER by Simmons, Jakerra
MISSED 3 PTR by Joyner, Julianne	01:32			BLOCK by McQueen, Jessica
REBOUND (OFF) by Glenn, Perica	01:31			
MISSED JUMPER by Glenn, Perica	01:29			
REBOUND (OFF) by Simpson, Dequashia	01:29			
MISSED JUMPER by Simpson, Dequashia	01:25			REBOUND (DEF) by March, Lauren
FOUL by Poston, Chantel (P3T7)	01:25			
TIMEOUT TEAM	01:25			
REBOUND (DEF) by Joyner, Julianne	01:25			MISSED FT SHOT by March, Lauren
SUB IN : Hamm, Sarah	01:25			
SUB OUT: Simpson, Dequashia	01:25			
TURNOVR by Gray, Shaniqua	01:11			
SUB IN : Simpson, Dequashia	01:11			
SUB OUT: Hamm, Sarah	01:11			
	01:03	34-38	V 4	GOOD! FT SHOT by Moffett, McKenna
TIMEOUT TEAM	01:03			
FOUL by Joyner, Julianne (P2T8)	01:03	34-39	V 5	GOOD! FT SHOT by Moffett, McKenna
SUB IN : Hamm, Sarah	01:03			
SUB OUT: Joyner, Julianne	01:03			
MISSED 3 PTR by Hamm, Sarah	00:52			BLOCK by McQueen, Jessica
REBOUND (OFF) by (TEAM)	00:51			
MISSED 3 PTR by Gray, Shaniqua	00:46			
REBOUND (OFF) by Poston, Chantel	00:46			
TURNOVR by Gray, Shaniqua	00:41			
	00:37			STEAL by O'Neal, LaRhonda
	00:35			TURNOVR by Moffett, McKenna
STEAL by Hamm, Sarah	00:32			
MISSED JUMPER by Hamm, Sarah	00:30			
REBOUND (OFF) by Glenn, Perica	00:30			
MISSED JUMPER by Glenn, Perica	00:28			
REBOUND (OFF) by Glenn, Perica	00:28			
	00:28			FOUL by Simmons, Jakerra (P2T6)
	00:28			TIMEOUT TEAM
MISSED FT SHOT by Glenn, Perica	00:28			
REBOUND (OFF) by (DEADBALL)	00:28			
GOOD! FT SHOT by Glenn, Perica	00:28	35-39	V 4	
SUB IN : Joyner, Julianne	00:28			
SUB OUT: Hamm, Sarah	00:28			
FOUL by Simpson, Dequashia (P3T9)	00:27	35-40	V 5	GOOD! FT SHOT by March, Lauren
	00:27	35-41	V 6	GOOD! FT SHOT by March, Lauren
SUB IN : Hamm, Sarah	00:27			
SUB OUT: Simpson, Dequashia	00:27			
MISSED 3 PTR by Joyner, Julianne	00:16			REBOUND (DEF) by (TEAM)
SUB IN : Simpson, Dequashia	00:15			
SUB OUT: Joyner, Julianne	00:15			
FOUL by Simpson, Dequashia (P4T10)	00:13	35-42	V 7	GOOD! FT SHOT by March, Lauren
	00:13	35-43	V 8	GOOD! FT SHOT by March, Lauren
	00:13			TIMEOUT TEAM
SUB IN : Joyner, Julianne	00:13			
SUB OUT: Simpson, Dequashia	00:13			
MISSED 3 PTR by Gray, Shaniqua	00:09			REBOUND (DEF) by Moffett, McKenna
FOUL by Joyner, Julianne (P3T11)	00:01			MISSED FT SHOT by Moffett, McKenna
	00:01			REBOUND (OFF) by (DEADBALL)
	00:01	35-44	V 9	GOOD! FT SHOT by Moffett, McKenna

Marshall County 44, Milan 35

Official Basketball Box Score -- 1st Half

Official Basketball Box Score -- 1st Half
Marshall County vs Milan
03/08/08 5:00 p.m. at Murfreesboro, Tenn. (Murphy Center)

VISITORS: Marshall County 32-4

TOT-FG 3-PT REBOUNDS

##	Player Name		FG-FGA	FG-FGA	FT-FTA	OF	DE	TOT	PF	TP	A	TO	BLK	S	MIN
11	Hopkins, Danika.....	*	0-3	0-1	0-0	0	0	0	0	0	0	0	0	1	14
12	McQueen, Jessica....	*	1-2	1-1	0-0	0	2	2	0	3	1	0	0	1	13
21	Moffett, McKenna....	*	1-4	1-4	0-0	0	1	1	0	3	1	1	0	0	16
24	March, Lauren.....	*	3-7	1-2	0-0	3	2	5	0	7	2	0	1	0	16
33	Simmons, Jakerra....	*	3-4	0-0	0-0	0	0	0	1	6	1	1	0	0	16
03	O'Neal, LaRhonda....		0-0	0-0	0-0	0	0	0	0	0	0	0	0	0	0
22	McLean, Kanesha.....		0-2	0-1	0-0	0	0	0	2	0	1	0	0	0	5
	TEAM.....														
	Totals.....		8-22	3-9	0-0	3	5	8	3	19	6	2	1	2	80

TOTAL FG% 1st Half: 8-22 36.4%
3-Pt. FG% 1st Half: 3-9 33.3%
F Throw % 1st Half: 0-0 0.0%

HOME TEAM: Milan 29-6

##	Player Name		TOT-FG FG-FGA	3-PT FG-FGA	FT-FTA	REBOUNDS OF	DE	TOT	PF	TP	A	TO	BLK	S	MIN
03	Gray, Shaniqua.....	*	3-6	0-0	0-0	0	2	2	1	6	0	1	0	0	16
20	Hamm, Sarah.....	*	0-2	0-2	0-0	0	0	0	1	0	0	1	0	0	7
32	Simpson, Dequashia..	*	1-1	0-0	0-0	1	1	2	0	2	0	1	0	0	13
42	Glenn, Perica.....	*	2-3	0-0	0-0	2	2	4	1	4	0	1	0	0	15
43	Poston, Chantel.....	*	3-5	0-0	0-0	0	2	2	1	6	0	2	1	0	16
04	Joyner, Julianne....		0-0	0-0	0-0	0	0	0	0	0	1	0	0	0	13
21	Bledsoe, Crystal....		0-0	0-0	0-0	0	0	0	0	0	0	0	0	0	0+
	TEAM.....						4	4							
	Totals.....		9-17	0-2	0-0	3	11	14	4	18	1	6	1	0	80

TOTAL FG% 1st Half: 9-17 52.9%
3-Pt. FG% 1st Half: 0-2 0.0%
F Throw % 1st Half: 0-0 0.0%

Officials: Freddie Carpenter, Paul Moore, Stacey Rymer
Technical fouls: Marshall County-None. Milan-None.
Attendance:

Score by Periods	1st	2nd
Marshall County.....	7	12
Milan.....	6	12

2007 Class AA State Girls' Basketball Tournament

March 7 - March 10, 2007 · Middle Tennessee State University - Murfreesboro

Game 1
Wed. Mar. 7 7:00 PM

Stone Memorial (28-7)	52
Marshall Co. (23-9)	60

Game 2
Wed. Mar. 7 8:30 PM

Livingston Academy (28-8)	46
Booker T. Washington (30-6)	37

Game 3
Thu. Mar. 8 11:00 AM

Austin-East (34-3)	46
David Lipscomb (31-4)	45

Game 4
Thu. Mar. 8 12:30 PM

Upperman (34-3)	48
J. North Side (28-2)	46

Game 5
Fri. Mar. 9 2:00 PM

Marshall Co.	41
Livingston Academy	32

Game 6
Fri. Mar. 9 5:30 PM

Austin-East	60
Upperman	52

Game 7
Sat. Mar. 10 6:45 PM

Marshall Co.	43
Austin-East	57

Austin-East
STATE CHAMPION

Official Basketball Box Score
MARSHALL COUNTY HIGH SCHOOL vs STONE MEMORIAL HIGH SCHOOL
03/07/07 7:00 p.m. at Murphy Center, Murfreesboro, Tenn.

VISITORS: MARSHALL COUNTY HIGH SCHOOL 24-9

##	Player Name		TOT-FG FG-FGA	3-PT FG-FGA	FT-FTA	REBOUNDS OF	DE	TOT	PF	TP	A	TO	BLK	S	MIN
11	Danika Hopkins.....	*	1-3	0-1	2-2	1	0	1	2	4	1	0	0	0	19
12	Jessica McQueen.....	*	2-5	2-5	4-4	1	0	1	3	10	2	3	0	1	25
21	McKenna Moffett.....	*	2-5	1-2	4-6	2	4	6	3	9	4	8	0	1	32
24	Lauren March.....	*	6-13	0-0	8-11	7	9	16	4	20	1	2	2	1	32
33	Jakerra Simmons.....	*	4-7	0-0	3-8	2	4	6	3	11	0	1	0	0	32
14	Addricka O'Neal.....		0-3	0-0	4-4	1	1	2	0	4	1	1	0	1	11
22	Kanesha McLean.....		1-5	0-3	0-0	0	3	3	3	2	0	3	0	0	9
	TEAM.....					2	5	7				1			
	Totals.....		16-41	3-11	25-35	16	26	42	18	60	9	19	2	4	160

TOTAL FG% 1st Half: 6-20 30.0% 2nd Half: 10-21 47.6% Game: 39.0% DEADB
3-Pt. FG% 1st Half: 1-5 20.0% 2nd Half: 2-6 33.3% Game: 27.3% REBS
F Throw % 1st Half: 11-16 68.8% 2nd Half: 14-19 73.7% Game: 71.4% 5

HOME TEAM: STONE MEMORIAL HIGH SCHOOL 28-8

##	Player Name		TOT-FG FG-FGA	3-PT FG-FGA	FT-FTA	REBOUNDS OF	DE	TOT	PF	TP	A	TO	BLK	S	MIN
01	Lindsay Smith.....	*	2-7	1-4	1-2	0	0	0	4	6	1	2	0	1	15
03	Chelsey Brown.....	*	3-8	0-1	4-5	1	1	2	3	10	3	4	0	2	32
12	Krystal Henry.....	*	2-4	0-2	0-0	1	1	2	4	4	1	1	0	2	24
14	Erica Martin.....	*	4-13	1-5	2-4	2	1	3	5	11	2	2	0	2	32
32	Destiny Dishman.....	*	5-9	0-1	0-1	1	9	10	3	10	2	0	0	2	32
11	Leslie Brown.....		0-0	0-0	0-0	0	0	0	0	0	0	1	0	0	3
20	Brittany Eller.....		3-8	1-2	1-2	4	1	5	1	8	0	1	0	0	15
23	Caitlin Sanders.....		0-0	0-0	3-4	0	1	1	3	3	0	1	0	0	2
33	Tiffany Norris.....		0-0	0-0	0-0	0	0	0	1	0	1	1	0	0	5
	TEAM.....														
	Totals.....		19-49	3-15	11-18	9	14	23	24	52	10	13	0	9	160

TOTAL FG% 1st Half: 8-20 40.0% 2nd Half: 11-29 37.9% Game: 38.8% DEADB
3-Pt. FG% 1st Half: 3-6 50.0% 2nd Half: 0-9 0.0% Game: 20.0% REBS
F Throw % 1st Half: 7-11 63.6% 2nd Half: 4-7 57.1% Game: 61.1% 2

Officials: Donny Joyner, Glen Jasper, Dustin Johnson
Technical fouls: MARSHALL COUNTY HIGH SCHOOL-None. STONE MEMORIAL HIGH SCHOOL-None.
Attendance: 3208

Score by Periods	1st	2nd	3rd	4th		Total
MARSHALL COUNTY HIGH SCHOOL...	10	14	17	19	-	60
STONE MEMORIAL HIGH SCHOOL....	12	14	11	15	-	52

Play-by-Play
MARSHALL COUNTY HIGH SCHOOL vs STONE MEMORIAL HIGH SCHOOL
03/07/07 7:00 p.m. at Murphy Center, Murfreesboro, Tenn.

1st PERIOD Play-by-Play (Page 1)

HOME TEAM: STONE MEMORIAL HIGH	TIME	SCORE	MAR	VISITORS: MARSHALL COUNTY HIGH
	07:50			TURNOVR by Jessica McQueen
STEAL by Krystal Henry	07:49			
GOOD! 3 PTR by Lindsay Smith	07:43	3-0	H 3	
FOUL by Lindsay Smith	07:31			
REBOUND (DEF) by Destiny Dishman	07:12			MISSED JUMPER by Jakerra Simmons
	07:12			FOUL by Jessica McQueen
	06:47			FOUL by Danika Hopkins
GOOD! FT SHOT by Chelsey Brown	06:46	4-0	H 4	
GOOD! FT SHOT by Chelsey Brown	06:46	5-0	H 5	
	06:30			MISSED 3 PTR by Jessica McQueen
	06:30			REBOUND (OFF) by McKenna Moffett
REBOUND (DEF) by Destiny Dishman	06:30			MISSED JUMPER by Lauren March
	06:26			FOUL by Jessica McQueen
MISSED 3 PTR by Erica Martin	06:26			REBOUND (DEF) by Kanesha McLean
SUB IN : Kanesha McLean	06:26			
SUB OUT: Jessica McQueen	06:26			
	06:16			MISSED JUMPER by Danika Hopkins
	06:16			REBOUND (OFF) by (TEAM)
	05:58	5-2	H 3	GOOD! JUMPER by Jakerra Simmons
	05:58			ASSIST by McKenna Moffett
MISSED JUMPER by Lindsay Smith	05:39			REBOUND (DEF) by Kanesha McLean
	05:24			TURNOVR by Kanesha McLean
MISSED JUMPER by Destiny Dishman	05:00			REBOUND (DEF) by (TEAM)
FOUL by Destiny Dishman	04:51			MISSED FT SHOT by Jakerra Simmons
	04:51			REBOUND (OFF) by (DEADBALL)
REBOUND (DEF) by Destiny Dishman	04:51			MISSED FT SHOT by Jakerra Simmons
MISSED FT SHOT by Erica Martin	04:46			FOUL by Kanesha McLean
REBOUND (OFF) by (DEADBALL)	04:46			
MISSED FT SHOT by Erica Martin	04:46			REBOUND (DEF) by Lauren March
FOUL by Destiny Dishman	04:44			
	04:37			TURNOVR by McKenna Moffett
STEAL by Lindsay Smith	04:36			
GOOD! JUMPER by Chelsey Brown	04:34	7-2	H 5	
ASSIST by Lindsay Smith	04:34			
	04:29			TIMEOUT 30sec
	04:21			TURNOVR by McKenna Moffett
GOOD! FT SHOT by Chelsey Brown	04:02	8-2	H 6	FOUL by Danika Hopkins
GOOD! FT SHOT by Chelsey Brown	04:02	9-2	H 7	
SUB IN : Addricka O'Neal	04:02			
SUB OUT: Danika Hopkins	04:02			
	03:49			MISSED JUMPER by Addricka O'Neal
	03:49			REBOUND (OFF) by Jakerra Simmons
FOUL by Lindsay Smith	03:46	9-3	H 6	GOOD! FT SHOT by Lauren March
REBOUND (DEF) by Destiny Dishman	03:46			MISSED FT SHOT by Lauren March
GOOD! FT SHOT by Lindsay Smith	03:19	10-3	H 7	FOUL by Kanesha McLean
MISSED FT SHOT by Lindsay Smith	03:19			REBOUND (DEF) by Lauren March
	03:06	10-5	H 5	GOOD! JUMPER by Kanesha McLean
GOOD! LAYUP by Krystal Henry [PNT]	02:48	12-5	H 7	
ASSIST by Destiny Dishman	02:48			
	02:33			MISSED JUMPER by Lauren March
	02:33			REBOUND (OFF) by Lauren March
FOUL by Krystal Henry	02:31	12-6	H 6	GOOD! FT SHOT by Lauren March
	02:31	12-7	H 5	GOOD! FT SHOT by Lauren March
TURNOVR by Chelsey Brown	02:24			
	02:10			MISSED JUMPER by Jakerra Simmons
	02:10			REBOUND (OFF) by Lauren March
FOUL by Lindsay Smith	02:09			MISSED FT SHOT by Lauren March
	02:09			REBOUND (OFF) by (DEADBALL)
	02:09	12-8	H 4	GOOD! FT SHOT by Lauren March
	02:09			SUB IN : Leslie Brown
	02:09			SUB IN : Tiffany Norris
	02:09			SUB OUT: Krystal Henry
	02:09			SUB OUT: Lindsay Smith

MISSED FT SHOT by Chelsey Brown	01:39			FOUL by Kanesha McLean
	01:39			REBOUND (DEF) by Lauren March
	01:12			MISSED 3 PTR by Kanesha McLean
	01:12			REBOUND (OFF) by McKenna Moffett
FOUL by Erica Martin	01:00	12-9	H 3	GOOD! FT SHOT by Addricka O'Neal
	01:00	12-10	H 2	GOOD! FT SHOT by Addricka O'Neal
SUB IN : Jessica McQueen	01:00			
SUB OUT: Kanesha McLean	01:00			
MISSED JUMPER by Chelsey Brown	00:50			REBOUND (DEF) by Jakerra Simmons
	00:48			TURNOVR by Jakerra Simmons
TURNOVR by Chelsey Brown	00:44			
	00:43			STEAL by Lauren March
	00:23			TURNOVR by Lauren March
MISSED JUMPER by Erica Martin	00:07			REBOUND (DEF) by Lauren March

STONE MEMORIAL HIGH SCHOOL 12, MARSHALL COUNTY HIGH SCHOOL 10

2nd PERIOD Play-by-Play (Page 1)

HOME TEAM: STONE MEMORIAL HIGH	TIME	SCORE	MAR	VISITORS: MARSHALL COUNTY HIGH
	08:00			SUB IN : Tiffany Norris
	08:00			SUB OUT: Krystal Henry
	07:57			SUB IN : Krystal Henry
	07:57			SUB IN : Leslie Brown
	07:57			SUB OUT: Tiffany Norris
	07:57			SUB OUT: Lindsay Smith
TURNOVR by Leslie Brown	07:37			
	07:34			STEAL by Addricka O'Neal
	07:30	12-13	V 1	GOOD! 3 PTR by Jessica McQueen
	07:30			ASSIST by McKenna Moffett
TURNOVR by Krystal Henry	07:16			
SUB IN : Addricka O'Neal	07:16			SUB IN : Caitlin Sanders
SUB OUT: Danika Hopkins	07:16			SUB OUT: Leslie Brown
FOUL by Caitlin Sanders	07:07	12-14	V 2	GOOD! FT SHOT by Jessica McQueen
	07:07	12-15	V 3	GOOD! FT SHOT by Jessica McQueen
GOOD! JUMPER by Erica Martin [PNT]	06:52	14-15	V 1	
FOUL by Caitlin Sanders	06:39	14-16	V 2	GOOD! FT SHOT by Addricka O'Neal
	06:39	14-17	V 3	GOOD! FT SHOT by Addricka O'Neal
	06:39			SUB IN : Brittany Eller
	06:39			SUB OUT: Caitlin Sanders
GOOD! JUMPER by Destiny Dishman	06:13	16-17	V 1	
	05:39			MISSED JUMPER by Addricka O'Neal
	05:39			REBOUND (OFF) by Jessica McQueen
REBOUND (DEF) by Destiny Dishman	05:34			MISSED 3 PTR by McKenna Moffett
TURNOVR by Erica Martin	05:19			
	05:04			TURNOVR by Addricka O'Neal
TURNOVR by Chelsey Brown	04:46			
	04:31	16-19	V 3	GOOD! JUMPER by Lauren March
	04:31			ASSIST by Addricka O'Neal
MISSED JUMPER by Brittany Eller	04:19			
REBOUND (OFF) by Brittany Eller	04:19			
MISSED JUMPER by Brittany Eller	04:15			
REBOUND (OFF) by Brittany Eller	04:15			
MISSED JUMPER by Brittany Eller	04:12			REBOUND (DEF) by Addricka O'Neal
REBOUND (DEF) by Destiny Dishman	03:54			MISSED JUMPER by Lauren March
MISSED JUMPER by Chelsey Brown	03:41			REBOUND (DEF) by McKenna Moffett
FOUL by Erica Martin	03:37	16-20	V 4	GOOD! FT SHOT by McKenna Moffett
REBOUND (DEF) by Destiny Dishman	03:37			MISSED FT SHOT by McKenna Moffett
GOOD! FT SHOT by Erica Martin	03:31	17-20	V 3	FOUL by McKenna Moffett
GOOD! FT SHOT by Erica Martin	03:31	18-20	V 2	
STEAL by Chelsey Brown	03:20			TURNOVR by McKenna Moffett
TIMEOUT 30sec	03:16			
GOOD! JUMPER by Krystal Henry [PNT]	02:58	20-20	T 1	
ASSIST by Destiny Dishman	02:58			
	02:36			TURNOVR by McKenna Moffett
STEAL by Destiny Dishman	02:35			
GOOD! 3 PTR by Brittany Eller	02:28	23-20	H 3	
ASSIST by Chelsey Brown	02:28			
	02:07			TURNOVR by Jessica McQueen
STEAL by Destiny Dishman	02:06			
MISSED 3 PTR by Krystal Henry	01:49			REBOUND (DEF) by McKenna Moffett

	01:40			MISSED 3 PTR by Jessica McQueen
	01:40			REBOUND (OFF) by Addricka O'Neal
	01:35			MISSED JUMPER by Addricka O'Neal
	01:35			REBOUND (OFF) by Lauren March
REBOUND (DEF) by Erica Martin	01:32			MISSED JUMPER by Lauren March
GOOD! 3 PTR by Erica Martin	01:08	26-20	H 6	
ASSIST by Chelsey Brown	01:08			
	00:37	26-22	H 4	GOOD! JUMPER by Jakerra Simmons
MISSED JUMPER by Destiny Dishman	00:30			REBOUND (DEF) by Jakerra Simmons
	00:21	26-24	H 2	GOOD! LAYUP by Lauren March [FB/PNT]
	00:21			ASSIST by McKenna Moffett
MISSED 3 PTR by Erica Martin	00:06			REBOUND (DEF) by (TEAM)

STONE MEMORIAL HIGH SCHOOL 26, MARSHALL COUNTY HIGH SCHOOL 24

3rd PERIOD Play-by-Play (Page 1)

HOME TEAM: STONE MEMORIAL HIGH	TIME	SCORE	MAR	VISITORS: MARSHALL COUNTY HIGH
	07:40	26-26	T 2	GOOD! JUMPER by Jakerra Simmons
TURNOVR by Lindsay Smith	07:21			
	06:54	26-28	V 2	GOOD! JUMPER by Danika Hopkins
MISSED JUMPER by Erica Martin	06:32			
REBOUND (OFF) by Erica Martin	06:32			
TURNOVR by Erica Martin	06:32			
	06:13			MISSED 3 PTR by Jessica McQueen
	06:13			REBOUND (OFF) by Lauren March
	06:10			MISSED JUMPER by Lauren March
	06:10			REBOUND (OFF) by Danika Hopkins
	06:01	26-30	V 4	GOOD! JUMPER by McKenna Moffett [PNT]
MISSED JUMPER by Chelsey Brown	05:35			BLOCK by Lauren March
	05:34			REBOUND (DEF) by McKenna Moffett
	05:25	26-32	V 6	GOOD! JUMPER by Lauren March [PNT]
	05:25			ASSIST by Jessica McQueen
FOUL by Krystal Henry	05:25			
TIMEOUT TEAM	05:25			
	05:25	26-33	V 7	GOOD! FT SHOT by Lauren March
GOOD! JUMPER by Lindsay Smith	05:17	28-33	V 5	
STEAL by Erica Martin	05:08			TURNOVR by McKenna Moffett
MISSED LAYUP by Erica Martin	05:06			
REBOUND (OFF) by Chelsey Brown	05:06			
GOOD! LAYUP by Chelsey Brown [PNT]	05:02	30-33	V 3	
	04:51			MISSED JUMPER by McKenna Moffett
	04:51			REBOUND (OFF) by (TEAM)
	04:39	30-35	V 5	GOOD! JUMPER by Lauren March [PNT]
	04:39			ASSIST by Jessica McQueen
	04:09			FOUL by McKenna Moffett
MISSED 3 PTR by Lindsay Smith	03:55			REBOUND (DEF) by Lauren March
FOUL by Erica Martin	03:49			
	03:08			MISSED JUMPER by Jakerra Simmons
	03:08			REBOUND (OFF) by Lauren March
FOUL by Lindsay Smith	03:07			
	03:07			SUB IN : Brittany Eller
	03:07			SUB OUT: Lindsay Smith
	03:04	30-38	V 8	GOOD! 3 PTR by McKenna Moffett
MISSED 3 PTR by Erica Martin	02:50			
REBOUND (OFF) by Brittany Eller	02:50			
MISSED FT SHOT by Brittany Eller	02:48			FOUL by Lauren March
REBOUND (OFF) by (DEADBALL)	02:48			
GOOD! FT SHOT by Brittany Eller	02:48	31-38	V 7	
	02:44			TURNOVR by McKenna Moffett
GOOD! JUMPER by Destiny Dishman	02:27	33-38	V 5	
ASSIST by Erica Martin	02:27			
	02:05			TURNOVR by Jessica McQueen
STEAL by Chelsey Brown	02:04			
MISSED JUMPER by Destiny Dishman	02:00			REBOUND (DEF) by Lauren March
FOUL by Krystal Henry	01:57			
SUB IN : Kanesha McLean	01:57			
SUB OUT: Danika Hopkins	01:57			
REBOUND (DEF) by Destiny Dishman	01:50			MISSED JUMPER by McKenna Moffett
MISSED 3 PTR by Brittany Eller	01:34			REBOUND (DEF) by Jakerra Simmons
REBOUND (DEF) by Chelsey Brown	01:23			MISSED 3 PTR by Kanesha McLean

GOOD! LAYUP by Erica Martin [FB/PNT]	01:17	35-38	V 3	
ASSIST by Chelsey Brown	01:17			
	01:07			TIMEOUT TEAM
	01:00			TURNOVR by Kanesha McLean
STEAL by Krystal Henry	00:59			
GOOD! JUMPER by Brittany Eller	00:56	37-38	V 1	
ASSIST by Krystal Henry	00:56			
	00:37	37-40	V 3	GOOD! JUMPER by Lauren March
	00:37			ASSIST by McKenna Moffett
MISSED JUMPER by Chelsey Brown	00:16			REBOUND (DEF) by Kanesha McLean
	00:12			MISSED 3 PTR by Kanesha McLean
	00:12			REBOUND (OFF) by Lauren March
	00:08			MISSED JUMPER by Lauren March
	00:08			REBOUND (OFF) by Lauren March
FOUL by Krystal Henry	00:01	37-41	V 4	GOOD! FT SHOT by Lauren March
	00:01			MISSED FT SHOT by Lauren March
REBOUND (DEF) by Destiny Dishman	00:00			
	00:00			SUB IN : Tiffany Norris

MARSHALL COUNTY HIGH SCHOOL 41, STONE MEMORIAL HIGH SCHOOL 37

4th PERIOD Play-by-Play (Page 1)

HOME TEAM: STONE MEMORIAL HIGH	TIME	SCORE	MAR	VISITORS: MARSHALL COUNTY HIGH
	08:00			SUB OUT: Krystal Henry
	08:00			SUB IN : Tiffany Norris
	07:57			SUB IN : Brittany Eller
	07:57			SUB OUT: Lindsay Smith
SUB IN : Kanesha McLean	07:52			
SUB OUT: Danika Hopkins	07:52			
	07:43			FOUL by Jessica McQueen
SUB IN : Danika Hopkins	07:43			
SUB OUT: Jessica McQueen	07:43			
TURNOVR by Brittany Eller	07:27			
	07:26			STEAL by McKenna Moffett
	07:16			TURNOVR by McKenna Moffett
STEAL by Erica Martin	07:15			
GOOD! JUMPER by Erica Martin [PNT]	07:09	39-41	V 2	
	07:03			TURNOVR by Kanesha McLean
GOOD! JUMPER by Destiny Dishman	06:50	41-41	T 3	
ASSIST by Erica Martin	06:50			
	06:34			MISSED JUMPER by Kanesha McLean
	06:34			REBOUND (OFF) by Jakerra Simmons
FOUL by Tiffany Norris	06:31			MISSED FT SHOT by Jakerra Simmons
	06:31			REBOUND (OFF) by (DEADBALL)
	06:31	41-42	V 1	GOOD! FT SHOT by Jakerra Simmons
	06:22			FOUL by Jakerra Simmons
SUB IN : Jessica McQueen	06:22			
SUB OUT: Kanesha McLean	06:22			
GOOD! JUMPER by Brittany Eller	06:12	43-42	H 1	
ASSIST by Tiffany Norris	06:12			
	05:58			TURNOVR by (TEAM)
	05:50			FOUL by Lauren March
	05:40			FOUL by Jakerra Simmons
TURNOVR by Tiffany Norris	05:35			
	05:12	43-44	V 1	GOOD! JUMPER by Jakerra Simmons [PNT]
FOUL by Chelsey Brown	04:59			
TURNOVR by Chelsey Brown	04:59			
	04:59			SUB IN : Caitlin Sanders
	04:59			SUB OUT: Tiffany Norris
REBOUND (DEF) by Caitlin Sanders	04:47			MISSED 3 PTR by Danika Hopkins
TURNOVR by Caitlin Sanders	04:43			
FOUL by Chelsey Brown	04:38	43-45	V 2	GOOD! FT SHOT by McKenna Moffett
	04:38	43-46	V 3	GOOD! FT SHOT by McKenna Moffett
GOOD! FT SHOT by Caitlin Sanders	04:21	44-46	V 2	FOUL by McKenna Moffett
MISSED FT SHOT by Caitlin Sanders	04:21			REBOUND (DEF) by Lauren March
REBOUND (DEF) by Brittany Eller	04:07			MISSED JUMPER by Lauren March
GOOD! FT SHOT by Caitlin Sanders	03:57	45-46	V 1	FOUL by Jakerra Simmons
GOOD! FT SHOT by Caitlin Sanders	03:57	46-46	T 4	
	03:57			SUB IN : Lindsay Smith

	03:57			SUB OUT: Caitlin Sanders
FOUL by Brittany Eller	03:45			MISSED FT SHOT by Jakerra Simmons
	03:45			REBOUND (OFF) by (DEADBALL)
	03:45	46-47	V 1	GOOD! FT SHOT by Jakerra Simmons
MISSED 3 PTR by Erica Martin	03:33			REBOUND (DEF) by McKenna Moffett
	03:04	46-50	V 4	GOOD! 3 PTR by Jessica McQueen
	03:04			ASSIST by Lauren March
TURNOVR by Lindsay Smith	02:38			
	02:37			STEAL by Jessica McQueen
	02:14	46-52	V 6	GOOD! LAYUP by Lauren March [PNT]
	02:14			ASSIST by Danika Hopkins
MISSED 3 PTR by Lindsay Smith	02:03			
REBOUND (OFF) by Brittany Eller	02:03			
MISSED JUMPER by Brittany Eller	02:01			
REBOUND (OFF) by Destiny Dishman	02:01			
GOOD! JUMPER by Destiny Dishman [PNT]	01:54	48-52	V 4	
MISSED FT SHOT by Destiny Dishman	01:54			FOUL by Lauren March
REBOUND (OFF) by Erica Martin	01:54			
	01:54			SUB IN : Krystal Henry
	01:54			SUB OUT: Brittany Eller
MISSED JUMPER by Erica Martin	01:52			BLOCK by Lauren March
	01:49			REBOUND (DEF) by (TEAM)
TIMEOUT TEAM	01:49			
	01:42			TURNOVR by McKenna Moffett
MISSED 3 PTR by Lindsay Smith	01:28			REBOUND (DEF) by Jakerra Simmons
FOUL by Destiny Dishman	01:27	48-53	V 5	GOOD! FT SHOT by Jakerra Simmons
REBOUND (DEF) by Krystal Henry	01:27			MISSED FT SHOT by Jakerra Simmons
MISSED 3 PTR by Destiny Dishman	01:16			REBOUND (DEF) by (TEAM)
FOUL by Chelsey Brown	01:06	48-54	V 6	GOOD! FT SHOT by Danika Hopkins
	01:06	48-55	V 7	GOOD! FT SHOT by Danika Hopkins
GOOD! JUMPER by Destiny Dishman [PNT]	00:55	50-55	V 5	
TIMEOUT 30sec	00:50			
FOUL by Erica Martin	00:45			MISSED FT SHOT by McKenna Moffett
	00:45			REBOUND (OFF) by (DEADBALL)
	00:45	50-56	V 6	GOOD! FT SHOT by McKenna Moffett
MISSED JUMPER by Lindsay Smith	00:36			REBOUND (DEF) by Lauren March
	00:30			TIMEOUT TEAM
	00:30			TIMEOUT 30sec
	00:26			FOUL by Lauren March
	00:26			TURNOVR by Lauren March
MISSED JUMPER by Erica Martin	00:19			REBOUND (DEF) by Lauren March
FOUL by Erica Martin	00:17	50-57	V 7	GOOD! FT SHOT by Lauren March
	00:17	50-58	V 8	GOOD! FT SHOT by Lauren March
	00:17			SUB IN : Caitlin Sanders
	00:17			SUB OUT: Erica Martin
MISSED 3 PTR by Krystal Henry	00:11			REBOUND (DEF) by (TEAM)
FOUL by Caitlin Sanders	00:07	50-59	V 9	GOOD! FT SHOT by Jessica McQueen
	00:07	50-60	V 10	GOOD! FT SHOT by Jessica McQueen
MISSED 3 PTR by Chelsey Brown	00:02			
REBOUND (OFF) by Krystal Henry	00:02			
GOOD! JUMPER by Chelsey Brown	00:00	52-60	V 8	

MARSHALL COUNTY HIGH SCHOOL 60, STONE MEMORIAL HIGH SCHOOL 52

Official Basketball Box Score -- 1st Half
MARSHALL COUNTY HIGH SCHOOL vs STONE MEMORIAL HIGH SCHOOL
03/07/07 7:00 p.m. at Murphy Center, Murfreesboro, Tenn.

VISITORS: MARSHALL COUNTY HIGH SCHOOL 24-9

##	Player Name		TOT-FG FG-FGA	3-PT FG-FGA	FT-FTA	REBOUNDS OF	DE	TOT	PF	TP	A	TO	BLK	S	MIN
11	Danika Hopkins.....	*	0-1	0-0	0-0	0	0	0	2	0	0	0	0	0	5
12	Jessica McQueen.....	*	1-3	1-3	2-2	1	0	1	2	5	0	2	0	0	11
21	McKenna Moffett.....	*	0-1	0-1	1-2	2	2	4	1	1	3	4	0	0	16
24	Lauren March.....	*	2-6	0-0	4-6	3	4	7	0	8	0	1	0	1	16
33	Jakerra Simmons.....	*	2-4	0-0	0-2	1	2	3	0	4	0	1	0	0	16
14	Addricka O'Neal.....		0-3	0-0	4-4	1	1	2	0	4	1	1	0	1	11
22	Kanesha McLean.....		1-2	0-1	0-0	0	2	2	3	2	0	1	0	0	5
	TEAM.....					1	2	3							
	Totals.....		6-20	1-5	11-16	9	13	22	8	24	4	10	0	2	80

TOTAL FG% 1st Half: 6-20 30.0%
3-Pt. FG% 1st Half: 1-5 20.0%
F Throw % 1st Half: 11-16 68.8%

HOME TEAM: STONE MEMORIAL HIGH SCHOOL 28-8

##	Player Name		TOT-FG FG-FGA	3-PT FG-FGA	FT-FTA	REBOUNDS OF	DE	TOT	PF	TP	A	TO	BLK	S	MIN
01	Lindsay Smith.....	*	1-2	1-1	1-2	0	0	0	3	4	1	0	0	1	6
03	Chelsey Brown.....	*	1-3	0-0	4-5	0	0	0	0	6	2	3	0	1	16
12	Krystal Henry.....	*	2-3	0-1	0-0	0	0	0	1	4	0	1	0	1	14
14	Erica Martin.....	*	2-5	1-3	2-4	0	1	1	2	7	0	1	0	0	16
32	Destiny Dishman.....	*	1-3	0-0	0-0	0	7	7	2	2	2	0	0	2	16
11	Leslie Brown.....		0-0	0-0	0-0	0	0	0	0	0	0	1	0	0	3
20	Brittany Eller.....		1-4	1-1	0-0	2	0	2	0	3	0	0	0	0	6
23	Caitlin Sanders.....		0-0	0-0	0-0	0	0	0	2	0	0	0	0	0	1
33	Tiffany Norris.....		0-0	0-0	0-0	0	0	0	0	0	0	0	0	0	2
	TEAM.....														
	Totals.....		8-20	3-6	7-11	2	8	10	10	26	5	6	0	5	80

TOTAL FG% 1st Half: 8-20 40.0%
3-Pt. FG% 1st Half: 3-6 50.0%
F Throw % 1st Half: 7-11 63.6%

Officials: Donny Joyner, Glen Jasper, Dustin Johnson
Technical fouls: MARSHALL COUNTY HIGH SCHOOL-None. STONE MEMORIAL HIGH SCHOOL-None.
Attendance: 3208

Score by Periods	1st	2nd
MARSHALL COUNTY HIGH SCHOOL...	10	14
STONE MEMORIAL HIGH SCHOOL....	12	14

Official Basketball Box Score
Livingston Academy vs Marshall County
03/09/07 2:00 PM at Murfreesboro, TN

VISITORS: Livingston Academy 29-9

##	Player Name		TOT-FG FG-FGA	3-PT FG-FGA	FT-FTA	REBOUNDS OF	DE	TOT	PF	TP	A	TO	BLK	S	MIN
03	Alison West.....	*	5-10	3-7	0-0	2	5	7	4	13	3	1	0	3	31
10	Ashley Matthews.....	*	1-13	0-7	2-6	0	3	3	4	4	0	7	0	3	30
11	Britany Smith.....	*	1-1	0-0	0-0	0	0	0	0	2	0	2	0	2	20
20	Mallie Stephens.....	*	2-7	1-4	2-5	1	5	6	3	7	1	1	1	1	30
33	Brittany McCoin.....	*	1-3	0-0	0-0	0	1	1	3	2	1	2	0	0	23
05	Shelby Taylor.....		0-0	0-0	0-0	0	0	0	1	0	0	1	0	0	3
12	Jada Ledbetter.....		0-0	0-0	0-0	0	0	0	0	0	0	0	0	0	0+
14	Devin Thompson.....		0-0	0-0	0-0	0	0	0	0	0	0	0	0	0	0+
22	Alissa Sells.....		0-0	0-0	0-0	0	0	0	0	0	0	0	0	0	0+
23	Chelsea Carr.....		0-0	0-0	0-0	0	0	0	0	0	0	1	0	0	3
54	Kendra Kilgore.....		1-1	0-0	2-2	5	2	7	3	4	0	2	0	0	20
	TEAM.....					2	1	3							
	Totals.....		11-35	4-18	6-13	10	17	27	18	32	5	17	1	9	160

TOTAL FG%	1st Half:	6-16 37.5%	2nd Half:	5-19 26.3%	Game:	31.4%	DEADB
3-Pt. FG%	1st Half:	2-6 33.3%	2nd Half:	2-12 16.7%	Game:	22.2%	REBS
F Throw %	1st Half:	1-4 25.0%	2nd Half:	5-9 55.6%	Game:	46.2%	3

HOME TEAM: Marshall County 30-7

##	Player Name		TOT-FG FG-FGA	3-PT FG-FGA	FT-FTA	REBOUNDS OF	DE	TOT	PF	TP	A	TO	BLK	S	MIN
11	Danika Hopkins.....	*	2-6	1-3	0-1	0	0	0	4	5	3	1	0	0	30
12	Jessica McQueen.....	*	1-9	1-8	3-4	2	3	5	1	6	2	2	0	0	28
21	McKenna Moffett.....	*	2-4	2-3	2-4	0	1	1	3	8	4	7	0	2	31
24	Lauren March.....	*	4-6	0-0	4-7	1	5	6	2	12	0	1	0	0	28
33	Jakerra Simmons.....	*	2-3	0-0	0-0	2	4	6	3	4	0	1	0	2	27
14	Addricka O'Neal.....		0-0	0-0	0-0	0	0	0	0	0	0	0	0	0	3
22	Kanesha McLean.....		3-6	0-1	0-0	2	3	5	2	6	0	3	0	1	13
	TEAM.....						2	2							
	Totals.....		14-34	4-15	9-16	7	18	25	15	41	9	15	0	5	160

TOTAL FG%	1st Half:	8-19 42.1%	2nd Half:	6-15 40.0%	Game:	41.2%	DEADB
3-Pt. FG%	1st Half:	1-7 14.3%	2nd Half:	3-8 37.5%	Game:	26.7%	REBS
F Throw %	1st Half:	0-2 0.0%	2nd Half:	9-14 64.3%	Game:	56.3%	3

Officials: Donny Joyner, James Dillard, Dustin Johnson
Technical fouls: Livingston Academy-None. Marshall County-None.
Attendance:

Score by Periods	1st	2nd	3rd	4th		Total
Livingston Academy.....	8	7	10	7	-	32
Marshall County.....	9	8	13	11	-	41

Play-By-Play
Livingston Academy vs Marshall County
03/09/07 2:00 PM at Murfreesboro, TN

1st PERIOD Play-by-Play (Page 1)

HOME TEAM: Marshall County	TIME	SCORE	MAR	VISITORS: Livingston Academy
GOOD! JUMPER by Lauren March	07:48	2-0	H 2	
ASSIST by Danika Hopkins	07:48			
	07:26	2-3	V 1	GOOD! 3 PTR by Mallie Stephens
	07:26			ASSIST by Alison West
MISSED 3 PTR by Jessica McQueen	06:56			
	06:56			REBOUND (DEF) by Brittany McCoin
	06:42	2-5	V 3	GOOD! JUMPER by Mallie Stephens
	06:42			ASSIST by Brittany McCoin
TURNOVR by McKenna Moffett	06:10			
	05:54			MISSED LAYUP by Ashley Matthews
	05:54			REBOUND (OFF) by (TEAM)
	05:53	2-7	V 5	GOOD! JUMPER by Brittany McCoin
	05:53			ASSIST by Alison West
GOOD! JUMPER by Lauren March	05:53	4-7	V 3	
ASSIST by Jessica McQueen	05:53			
FOUL by Danika Hopkins	04:59			
	04:59			MISSED FT SHOT by Ashley Matthews
	04:59			REBOUND (OFF) by (DEADBALL)
	04:58	4-8	V 4	GOOD! FT SHOT by Ashley Matthews
TURNOVR by McKenna Moffett	04:53			
FOUL by McKenna Moffett	04:32			
TIMEOUT 30sec	04:29			
	04:23			TURNOVR by Alison West
STEAL by Jakerra Simmons	04:22			
GOOD! 3 PTR by McKenna Moffett	04:10	7-8	V 1	
ASSIST by Danika Hopkins	04:10			
	03:55			TURNOVR by Kendra Kilgore
STEAL by Jakerra Simmons	03:54			
MISSED 3 PTR by Jessica McQueen	03:49			
REBOUND (OFF) by Jessica McQueen	03:49			
MISSED JUMPER by Jessica McQueen	03:43			
	03:43			REBOUND (DEF) by Ashley Matthews
	03:24			MISSED JUMPER by Brittany McCoin
REBOUND (DEF) by Lauren March	03:24			
MISSED JUMPER by Lauren March	02:49			
REBOUND (OFF) by Jakerra Simmons	02:49			
TURNOVR by Jakerra Simmons	02:43			
	02:41			STEAL by Alison West
	02:33			TURNOVR by Ashley Matthews
	02:13			FOUL by Brittany McCoin
MISSED FT SHOT by McKenna Moffett	02:13			
REBOUND (OFF) by (DEADBALL)	02:13			
MISSED FT SHOT by McKenna Moffett	02:13			
	02:13			REBOUND (DEF) by Alison West
	01:49			MISSED 3 PTR by Alison West
	01:49			REBOUND (OFF) by Kendra Kilgore
FOUL by Jakerra Simmons	01:43			
	01:43			MISSED FT SHOT by Ashley Matthews
	01:43			REBOUND (OFF) by (DEADBALL)
	01:43			MISSED FT SHOT by Ashley Matthews
	01:43			REBOUND (OFF) by Kendra Kilgore
	01:41			MISSED 3 PTR by Mallie Stephens
REBOUND (DEF) by (TEAM)	01:41			
GOOD! JUMPER by Lauren March [PNT]	01:23	9-8	H 1	
	01:09			TURNOVR by Brittany McCoin
STEAL by Kanesha McLean	01:07			
TURNOVR by Kanesha McLean	01:05			
	01:04			STEAL by Alison West
	01:00			MISSED JUMPER by Ashley Matthews
REBOUND (DEF) by Jakerra Simmons	01:00			
	00:59			FOUL by Kendra Kilgore

MISSED JUMPER by McKenna Moffett	00:02			
	00:02			REBOUND (DEF) by (TEAM)

Marshall County 9, Livingston Academy 8

2nd PERIOD Play-by-Play (Page 1)

HOME TEAM: Marshall County	TIME	SCORE	MAR	VISITORS: Livingston Academy
	07:40			TURNOVR by Chelsea Carr
MISSED 3 PTR by Jessica McQueen	07:26			
	07:26			REBOUND (DEF) by Kendra Kilgore
FOUL by Kanesha McLean	07:23			
	06:18			MISSED JUMPER by Ashley Matthews
REBOUND (DEF) by Kanesha McLean	06:18			
MISSED 3 PTR by Jessica McQueen	06:09			
REBOUND (OFF) by Kanesha McLean	06:09			
GOOD! JUMPER by Kanesha McLean	06:04	11-8	H 3	
	05:41			MISSED 3 PTR by Ashley Matthews
	05:41			REBOUND (OFF) by Kendra Kilgore
	05:39			TURNOVR by Kendra Kilgore
MISSED JUMPER by Kanesha McLean	05:22			
	05:22			REBOUND (DEF) by Kendra Kilgore
	05:12			MISSED JUMPER by Mallie Stephens
	05:12			REBOUND (OFF) by Alison West
	05:08			MISSED JUMPER by Alison West
REBOUND (DEF) by Kanesha McLean	05:08			
	05:06			FOUL by Kendra Kilgore
MISSED JUMPER by Lauren March	04:27			
	04:27			REBOUND (DEF) by Alison West
FOUL by Lauren March	04:24			
	04:00	11-11	T 1	GOOD! 3 PTR by Alison West
TURNOVR by Danika Hopkins	03:40			
	03:30			TURNOVR by Britany Smith
GOOD! JUMPER by Jakerra Simmons	03:06	13-11	H 2	
ASSIST by McKenna Moffett	03:06			
	02:42	13-13	T 2	GOOD! LAYUP by Alison West [PNT]
MISSED 3 PTR by Danika Hopkins	02:21			
REBOUND (OFF) by Jessica McQueen	02:21			
GOOD! JUMPER by Lauren March	02:09	15-13	H 2	
ASSIST by Danika Hopkins	02:09			
	01:48			MISSED 3 PTR by Ashley Matthews
REBOUND (DEF) by Jessica McQueen	01:48			
MISSED 3 PTR by Danika Hopkins	01:35			
	01:35			REBOUND (DEF) by Mallie Stephens
	00:48	15-15	T 3	GOOD! LAYUP by Britany Smith [PNT]
	00:48			ASSIST by Alison West
TURNOVR by McKenna Moffett	00:08			
	00:08			STEAL by Britany Smith
FOUL by Jakerra Simmons	00:08			
	00:05			TURNOVR by Brittany McCoin
GOOD! JUMPER by Kanesha McLean	00:02	17-15	H 2	
ASSIST by McKenna Moffett	00:02			

Marshall County 17, Livingston Academy 15

3rd PERIOD Play-by-Play (Page 1)

HOME TEAM: Marshall County	TIME	SCORE	MAR	VISITORS: Livingston Academy
GOOD! JUMPER by Danika Hopkins	07:52	19-15	H 4	
	07:32			TURNOVR by Ashley Matthews
STEAL by McKenna Moffett	07:30			
GOOD! 3 PTR by Danika Hopkins	07:22	22-15	H 7	
ASSIST by McKenna Moffett	07:22			
FOUL by Jessica McQueen	07:01			
	07:01	22-16	H 6	GOOD! FT SHOT by Mallie Stephens
	07:01	22-17	H 5	GOOD! FT SHOT by Mallie Stephens
MISSED 3 PTR by Jessica McQueen	06:38			

REBOUND (OFF) by Lauren March	06:38			
	06:34			FOUL by Brittany McCoin
GOOD! 3 PTR by McKenna Moffett	06:15	25-17	H 8	
ASSIST by Jessica McQueen	06:15			
	06:06			TIMEOUT TEAM
	05:52	25-20	H 5	GOOD! 3 PTR by Alison West
GOOD! 3 PTR by Jessica McQueen	05:28	28-20	H 8	
ASSIST by McKenna Moffett	05:28			
	05:18			TURNOVR by Ashley Matthews
MISSED 3 PTR by McKenna Moffett	05:10			
	05:10			REBOUND (DEF) by Mallie Stephens
	04:55			MISSED JUMPER by Brittany McCoin
REBOUND (DEF) by (TEAM)	04:55			
TURNOVR by McKenna Moffett	04:39			
	04:37			STEAL by Mallie Stephens
	04:09			MISSED 3 PTR by Mallie Stephens
REBOUND (DEF) by Lauren March	04:09			
MISSED JUMPER by Danika Hopkins	03:44			
	03:44			BLOCK by Mallie Stephens
	03:42			REBOUND (DEF) by Mallie Stephens
	03:36			TURNOVR by Shelby Taylor
TURNOVR by McKenna Moffett	03:32			
	03:31			STEAL by Ashley Matthews
	03:31	28-22	H 6	GOOD! JUMPER by Ashley Matthews
FOUL by McKenna Moffett	03:31			
	03:31	28-23	H 5	GOOD! FT SHOT by Ashley Matthews
TURNOVR by Jessica McQueen	03:11			
	03:09			STEAL by Ashley Matthews
FOUL by Jakerra Simmons	03:04			
	03:04			MISSED FT SHOT by Mallie Stephens
	03:04			REBOUND (OFF) by (DEADBALL)
	03:04			MISSED FT SHOT by Mallie Stephens
REBOUND (DEF) by Kanesha McLean	03:04			
FOUL by Kanesha McLean	02:58			
TURNOVR by Kanesha McLean	02:58			
	02:44			MISSED JUMPER by Ashley Matthews
	02:44			REBOUND (OFF) by Kendra Kilgore
	02:41	28-25	H 3	GOOD! JUMPER by Kendra Kilgore
MISSED JUMPER by Danika Hopkins	02:28			
	02:28			REBOUND (DEF) by Ashley Matthews
	02:14			TURNOVR by Britany Smith
MISSED JUMPER by Jakerra Simmons	02:05			
REBOUND (OFF) by Kanesha McLean	02:05			
MISSED JUMPER by Kanesha McLean	02:02			
	02:02			REBOUND (DEF) by Mallie Stephens
	01:53			MISSED 3 PTR by Alison West
REBOUND (DEF) by Jakerra Simmons	01:53			
	01:48			FOUL by Alison West
TURNOVR by McKenna Moffett	01:48			
	01:48			STEAL by Britany Smith
	01:48			MISSED 3 PTR by Ashley Matthews
	01:48			REBOUND (OFF) by Mallie Stephens
FOUL by Danika Hopkins	01:46			
FOUL by McKenna Moffett	01:12			
	00:56			TURNOVR by Ashley Matthews
STEAL by McKenna Moffett	00:55			
	00:34			FOUL by Shelby Taylor
	00:15			FOUL by Kendra Kilgore
GOOD! JUMPER by Kanesha McLean [PNT]	00:02	30-25	H 5	

Marshall County 30, Livingston Academy 25

4th PERIOD Play-by-Play (Page 1)

HOME TEAM: Marshall County	TIME	SCORE	MAR	VISITORS: Livingston Academy
	07:46			TURNOVR by Ashley Matthews
TURNOVR by Kanesha McLean	07:35			
	07:21			TURNOVR by Ashley Matthews
TURNOVR by Lauren March	07:14			

	07:12			STEAL by Alison West
	07:09	30-28	H 2	GOOD! 3 PTR by Alison West
	07:09			ASSIST by Mallie Stephens
MISSED 3 PTR by Kanesha McLean	06:20			
	06:20			REBOUND (DEF) by Mallie Stephens
FOUL by Danika Hopkins	06:15			
	06:07			MISSED FT SHOT by Mallie Stephens
REBOUND (DEF) by Lauren March	06:07			
	06:05			FOUL by Alison West
MISSED 3 PTR by Jessica McQueen	06:00			
REBOUND (OFF) by Jakerra Simmons	06:00			
GOOD! LAYUP by Jakerra Simmons [PNT]	05:54	32-28	H 4	
	05:31			TURNOVR by Ashley Matthews
TIMEOUT TEAM	05:18			
MISSED 3 PTR by Jessica McQueen	04:56			
	04:56			REBOUND (DEF) by Alison West
	04:36			MISSED 3 PTR by Mallie Stephens
REBOUND (DEF) by McKenna Moffett	04:36			
TURNOVR by McKenna Moffett	04:18			
	04:17			STEAL by Ashley Matthews
	04:06			MISSED 3 PTR by Ashley Matthews
	04:06			REBOUND (OFF) by (TEAM)
	04:03			MISSED 3 PTR by Ashley Matthews
REBOUND (DEF) by Jakerra Simmons	04:03			
	03:42			FOUL by Alison West
	03:42			TIMEOUT TEAM
	03:07			FOUL by Ashley Matthews
MISSED FT SHOT by Danika Hopkins	03:07			
	03:07			REBOUND (DEF) by Alison West
FOUL by Lauren March	02:41			
	02:41	32-29	H 3	GOOD! FT SHOT by Kendra Kilgore
	02:41	32-30	H 2	GOOD! FT SHOT by Kendra Kilgore
TIMEOUT 30sec	02:31			
	02:30			FOUL by Ashley Matthews
GOOD! FT SHOT by Lauren March	02:30	33-30	H 3	
MISSED FT SHOT by Lauren March	02:30			
	02:30			REBOUND (DEF) by Ashley Matthews
	02:30			MISSED LAYUP by Mallie Stephens
REBOUND (DEF) by Jakerra Simmons	02:30			
TURNOVR by Jessica McQueen	01:53			
	01:53			TIMEOUT TEAM
FOUL by Danika Hopkins	01:42			
	01:42			MISSED FT SHOT by Ashley Matthews
REBOUND (DEF) by Lauren March	01:42			
	01:18			FOUL by Mallie Stephens
MISSED FT SHOT by Lauren March	01:18			
	01:18			REBOUND (DEF) by Alison West
	01:18			MISSED JUMPER by Ashley Matthews
REBOUND (DEF) by Jessica McQueen	01:18			
	01:13			FOUL by Mallie Stephens
GOOD! FT SHOT by McKenna Moffett	01:06	34-30	H 4	
GOOD! FT SHOT by McKenna Moffett	01:06	35-30	H 5	
	00:43			MISSED 3 PTR by Alison West
REBOUND (DEF) by Jessica McQueen	00:43			
	00:43			FOUL by Alison West
TIMEOUT 30sec	00:43			
MISSED FT SHOT by Jessica McQueen	00:43			
REBOUND (OFF) by (DEADBALL)	00:43			
GOOD! FT SHOT by Jessica McQueen	00:43	36-30	H 6	
	00:38			MISSED 3 PTR by Alison West
REBOUND (DEF) by Lauren March	00:38			
	00:35			FOUL by Brittany McCoin
MISSED FT SHOT by Lauren March	00:35			
REBOUND (OFF) by (DEADBALL)	00:35			
GOOD! FT SHOT by Lauren March	00:35	37-30	H 7	
	00:27			FOUL by Mallie Stephens
	00:27			TURNOVR by Mallie Stephens
	00:25			FOUL by Ashley Matthews
GOOD! FT SHOT by Jessica McQueen	00:25	38-30	H 8	
GOOD! FT SHOT by Jessica McQueen	00:25	39-30	H 9	

	00:19			MISSED 3 PTR by Ashley Matthews
	00:19			REBOUND (OFF) by Kendra Kilgore
	00:14			MISSED 3 PTR by Ashley Matthews
	00:14			REBOUND (OFF) by Alison West
	00:09	39-32	H 7	GOOD! LAYUP by Alison West [PNT]
	00:02			FOUL by Ashley Matthews
GOOD! FT SHOT by Lauren March	00:02	40-32	H 8	
GOOD! FT SHOT by Lauren March	00:02	41-32	H 9	

Marshall County 41, Livingston Academy 32

Official Basketball Box Score -- 1st Half
Livingston Academy vs Marshall County
03/09/07 2:00 PM at Murfreesboro, TN

VISITORS: Livingston Academy 29-9

##	Player Name		TOT-FG FG-FGA	3-PT FG-FGA	FT-FTA	REBOUNDS OF	DE	TOT	PF	TP	A	TO	BLK	S	MIN
03	Alison West.....	*	2-4	1-2	0-0	1	2	3	0	5	3	1	0	2	15
10	Ashley Matthews.....	*	0-5	0-2	1-4	0	1	1	0	1	0	1	0	0	16
11	Britany Smith.....	*	1-1	0-0	0-0	0	0	0	0	2	0	1	0	1	10
20	Mallie Stephens.....	*	2-4	1-2	0-0	0	1	1	0	5	0	0	0	0	15
33	Brittany McCoin.....	*	1-2	0-0	0-0	0	1	1	1	2	1	2	0	0	14
05	Shelby Taylor.....		0-0	0-0	0-0	0	0	0	0	0	0	0	0	0	0
12	Jada Ledbetter.....		0-0	0-0	0-0	0	0	0	0	0	0	0	0	0	0+
14	Devin Thompson.....		0-0	0-0	0-0	0	0	0	0	0	0	0	0	0	0+
22	Alissa Sells.....		0-0	0-0	0-0	0	0	0	0	0	0	0	0	0	0+
23	Chelsea Carr.....		0-0	0-0	0-0	0	0	0	0	0	0	1	0	0	3
54	Kendra Kilgore.....		0-0	0-0	0-0	3	2	5	2	0	0	2	0	0	7
	TEAM.....					1	1	2							
	Totals.....		6-16	2-6	1-4	5	8	13	3	15	4	8	0	3	80

TOTAL FG% 1st Half: 6-16 37.5%
3-Pt. FG% 1st Half: 2-6 33.3%
F Throw % 1st Half: 1-4 25.0%

HOME TEAM: Marshall County 30-7

##	Player Name		TOT-FG FG-FGA	3-PT FG-FGA	FT-FTA	REBOUNDS OF	DE	TOT	PF	TP	A	TO	BLK	S	MIN
11	Danika Hopkins.....	*	0-2	0-2	0-0	0	0	0	1	0	3	1	0	0	14
12	Jessica McQueen.....	*	0-5	0-4	0-0	2	1	3	0	0	1	0	0	0	15
21	McKenna Moffett.....	*	1-2	1-1	0-2	0	0	0	1	3	2	3	0	0	16
24	Lauren March.....	*	4-6	0-0	0-0	0	1	1	1	8	0	0	0	0	14
33	Jakerra Simmons.....	*	1-1	0-0	0-0	1	1	2	2	2	0	1	0	2	12
14	Addricka O'Neal.....		0-0	0-0	0-0	0	0	0	0	0	0	0	0	0	1
22	Kanesha McLean.....		2-3	0-0	0-0	1	2	3	1	4	0	1	0	1	8
	TEAM.....						1	1							
	Totals.....		8-19	1-7	0-2	4	6	10	6	17	6	6	0	3	80

TOTAL FG% 1st Half: 8-19 42.1%
3-Pt. FG% 1st Half: 1-7 14.3%
F Throw % 1st Half: 0-2 0.0%

Officials: Donny Joyner, James Dillard, Dustin Johnson
Technical fouls: Livingston Academy-None. Marshall County-None.
Attendance:

Score by Periods	1st	2nd
Livingston Academy.....	8	7
Marshall County.....	9	8

Official Basketball Box Score
Austin-East vs Marshall County
03/10/07 6:45 PM at Murphy Center (Murfreesboro, Tenn.)

VISITORS: Austin-East 37-3

##	Player Name	TOT-FG FG-FGA	3-PT FG-FGA	FT-FTA	REBOUNDS OF	DE	TOT	PF	TP	A	TO	BLK	S	MIN
03	Britteny Allen..... *	0-7	0-5	1-2	4	2	6	1	1	2	2	0	0	26
04	La Krystal Goss..... *	4-9	0-1	5-8	3	4	7	1	13	2	2	0	5	28
21	Symone Evans..... *	2-4	0-0	2-6	2	2	4	4	6	0	4	0	2	21
22	Shyminicka Marsh.... *	6-9	1-2	1-4	2	2	4	3	14	5	2	0	3	22
23	Tiffanie Isom..... *	5-7	0-0	3-4	6	4	10	1	13	1	1	1	0	26
05	Jawanza Swaggerty...	0-0	0-0	0-0	0	0	0	0	0	0	0	0	0	1
11	Janae Anderson.....	0-1	0-0	0-0	0	0	0	1	0	1	1	0	2	6
12	Antrece Taylor.....	2-5	0-0	1-2	0	2	2	1	5	1	1	0	1	12
20	Jasmine Freeman.....	0-0	0-0	0-2	1	0	1	0	0	0	0	0	0	1
24	Candace Canty.....	0-1	0-0	0-0	1	1	2	0	0	0	0	1	0	0
25	Skyy Miller.....	0-1	0-0	0-0	0	0	0	0	0	0	0	0	0	1
33	Mercedes Blair.....	0-1	0-0	0-0	0	1	1	0	0	0	0	0	0	4
40	Giavonni Rollins....	0-0	0-0	0-0	1	1	2	1	0	0	0	0	0	1
45	Mercedes Smith.....	2-3	0-0	1-2	0	2	2	4	5	0	1	0	1	11
	TEAM.....				1	3	4							
	Totals.....	21-48	1-8	14-30	21	24	45	17	57	12	14	2	14	160

TOTAL FG% 1st Half: 13-24 54.2% 2nd Half: 8-24 33.3% Game: 43.8% DEADB
3-Pt. FG% 1st Half: 0-4 0.0% 2nd Half: 1-4 25.0% Game: 12.5% REBS
F Throw % 1st Half: 5-10 50.0% 2nd Half: 9-20 45.0% Game: 46.7% 5

HOME TEAM: Marshall County 25-10

##	Player Name	TOT-FG FG-FGA	3-PT FG-FGA	FT-FTA	REBOUNDS OF	DE	TOT	PF	TP	A	TO	BLK	S	MIN
11	Danika Hopkins..... *	2-5	2-5	1-3	1	2	3	4	7	2	6	0	2	30
12	Jessica McQueen..... *	4-7	4-7	0-0	1	4	5	3	12	0	4	0	0	23
21	McKenna Moffett..... *	2-8	2-6	0-0	0	4	4	3	6	3	4	0	0	31
24	Lauren March..... *	3-6	0-0	0-1	3	1	4	3	6	2	0	1	0	24
33	Jakerra Simmons..... *	3-7	0-0	5-5	4	0	4	2	11	0	1	0	0	23
03	LaRhonda O'Neal.....	0-1	0-1	0-0	0	0	0	1	0	0	0	0	0	3
04	DaRhonda O'Neal.....	0-1	0-0	0-0	0	0	0	0	0	0	0	0	1	1
14	Addricka O'Neal.....	0-0	0-0	0-0	0	0	0	0	0	0	0	0	0	1
22	Kanesha McLean.....	0-8	0-4	0-2	2	3	5	5	0	2	4	1	2	22
30	Artavia Bryant.....	0-1	0-0	1-2	1	0	1	0	1	0	0	0	0	1
31	Mieke Wallace.....	0-0	0-0	0-0	0	0	0	0	0	0	0	0	0	1
42	Andraya Tears.....	0-0	0-0	0-0	0	0	0	0	0	0	0	0	0	0+
55	Stephanie Moore.....	0-0	0-0	0-0	0	1	1	0	0	0	0	0	0	0+
	TEAM.....					2	2							
	Totals.....	14-44	8-23	7-13	12	17	29	21	43	9	19	2	5	160

TOTAL FG% 1st Half: 4-20 20.0% 2nd Half: 10-24 41.7% Game: 31.8% DEADB
3-Pt. FG% 1st Half: 2-9 22.2% 2nd Half: 6-14 42.9% Game: 34.8% REBS
F Throw % 1st Half: 1-5 20.0% 2nd Half: 6-8 75.0% Game: 53.8% 0

Officials: Donny Joyner, James Dillard, Glen Jasper
Technical fouls: Austin-East-None. Marshall County-None.
Attendance:

Score by Periods	1st	2nd	3rd	4th		Total
Austin-East.....	19	12	13	13	-	57
Marshall County.....	1	10	19	13	-	43

All Tournament Team

Jennifer Maynard (Upperman), Alison West (Livingston Academy), Mallie Stephens (Livingston Academy), Lauren March (Marshall County), Tiffanie Isom (Austin-East), Jakerra Simmons (Marshall County), Shyminicka Marsh (Austin-East), Jessica McQueen (Marshall County), Symone Evans (Austin-East), LaKrystle Goss(MVP) (Austin-East)

Play-By-Play
Austin-East vs Marshall County
03/10/07 6:45 PM at Murphy Center (Murfreesboro, Tenn.)

1st PERIOD Play-by-Play (Page 1)

HOME TEAM: Marshall County	TIME	SCORE	MAR	VISITORS: Austin-East
MISSED 3 PTR by Danika Hopkins	07:35			
REBOUND (OFF) by Lauren March	07:35			
	07:34			FOUL by Shyminicka Marsh
TURNOVR by Danika Hopkins	07:32			
	07:30			STEAL by Shyminicka Marsh
	07:26			TURNOVR by Shyminicka Marsh
MISSED JUMPER by Jakerra Simmons	06:58			
	06:58			REBOUND (DEF) by Shyminicka Marsh
	06:37			TURNOVR by Shyminicka Marsh
TURNOVR by McKenna Moffett	06:20			
	06:18			STEAL by La Krystal Goss
	06:16	0-2	V 2	GOOD! LAYUP by La Krystal Goss [PNT]
MISSED 3 PTR by McKenna Moffett	05:49			
REBOUND (OFF) by Lauren March	05:49			
MISSED JUMPER by Jakerra Simmons	05:37			
	05:37			BLOCK by Tiffanie Isom
	05:35			REBOUND (DEF) by Tiffanie Isom
	05:30	0-4	V 4	GOOD! JUMPER by Tiffanie Isom
	05:30			ASSIST by Britteny Allen
TURNOVR by Danika Hopkins	05:10			
	04:56	0-6	V 6	GOOD! JUMPER by Shyminicka Marsh
TURNOVR by Jessica McQueen	04:27			
	04:03			MISSED JUMPER by La Krystal Goss
	04:03			REBOUND (OFF) by Tiffanie Isom
FOUL by Jakerra Simmons	04:00			
	04:00			MISSED FT SHOT by Tiffanie Isom
	04:00			REBOUND (OFF) by (DEADBALL)
	04:00	0-7	V 7	GOOD! FT SHOT by Tiffanie Isom
	04:00			TIMEOUT MEDIA
MISSED 3 PTR by Jessica McQueen	03:39			
REBOUND (OFF) by Kanesha McLean	03:39			
TURNOVR by Kanesha McLean	03:27			
	03:26			STEAL by La Krystal Goss
	03:22	0-9	V 9	GOOD! LAYUP by Shyminicka Marsh [PNT]
	03:22			ASSIST by La Krystal Goss
FOUL by Jessica McQueen	03:10			
TURNOVR by Jessica McQueen	03:10			
	03:01			MISSED 3 PTR by La Krystal Goss
REBOUND (DEF) by Jessica McQueen	03:01			
MISSED JUMPER by Lauren March	02:49			
	02:49			REBOUND (DEF) by Tiffanie Isom
	02:41	0-11	V 11	GOOD! JUMPER by Symone Evans
	02:41			ASSIST by Shyminicka Marsh
TIMEOUT TEAM	02:39			
MISSED 3 PTR by Jessica McQueen	02:29			
	02:29			REBOUND (DEF) by La Krystal Goss
	01:48	0-13	V 13	GOOD! JUMPER by La Krystal Goss
	01:48			ASSIST by Antrece Taylor
TURNOVR by Kanesha McLean	01:34			
	01:33			STEAL by La Krystal Goss
FOUL by McKenna Moffett	01:31			
	01:25			MISSED JUMPER by Antrece Taylor
REBOUND (DEF) by McKenna Moffett	01:25			
MISSED JUMPER by Lauren March	01:11			
	01:11			REBOUND (DEF) by Mercedes Smith
FOUL by Lauren March	01:08			
	00:51	0-15	V 15	GOOD! JUMPER by Mercedes Smith
	00:51			ASSIST by Tiffanie Isom
TURNOVR by Kanesha McLean	00:36			
	00:35			STEAL by Mercedes Smith
	00:30	0-17	V 17	GOOD! JUMPER by Tiffanie Isom
	00:30			ASSIST by Shyminicka Marsh
TURNOVR by McKenna Moffett	00:20			
	00:19			STEAL by La Krystal Goss
	00:17	0-19	V 19	GOOD! JUMPER by Antrece Taylor [PNT]

	00:17			ASSIST by Shyminicka Marsh
	00:05			FOUL by Mercedes Smith
GOOD! FT SHOT by Danika Hopkins	00:01	1-19	V 18	
MISSED FT SHOT by Danika Hopkins	00:01			
	00:01			REBOUND (DEF) by Mercedes Smith

Austin-East 19, Marshall County 1

2nd PERIOD Play-by-Play (Page 1)

HOME TEAM: Marshall County	TIME	SCORE	MAR	VISITORS: Austin-East
	07:43			MISSED JUMPER by Antrece Taylor
	07:43			REBOUND (OFF) by Shyminicka Marsh
	07:40			MISSED JUMPER by Shyminicka Marsh
REBOUND (DEF) by Jessica McQueen	07:40			
	07:37			FOUL by Janae Anderson
MISSED 3 PTR by Jessica McQueen	07:26			
REBOUND (OFF) by Kanesha McLean	07:26			
MISSED 3 PTR by McKenna Moffett	07:20			
	07:20			REBOUND (DEF) by Antrece Taylor
FOUL by Lauren March	07:13			
	07:13	1-20	V 19	GOOD! FT SHOT by Antrece Taylor
	07:13			MISSED FT SHOT by Antrece Taylor
	07:13			REBOUND (OFF) by Tiffanie Isom
	07:11			MISSED 3 PTR by Shyminicka Marsh
	07:11			REBOUND (OFF) by Shyminicka Marsh
	07:05	1-22	V 21	GOOD! LAYUP by Antrece Taylor [PNT]
	07:05			ASSIST by Shyminicka Marsh
GOOD! 3 PTR by Jessica McQueen	06:40	4-22	V 18	
ASSIST by McKenna Moffett	06:40			
	06:21			FOUL by Tiffanie Isom
	06:21			TURNOVR by Tiffanie Isom
	06:04			FOUL by Mercedes Smith
TURNOVR by Jakerra Simmons	05:59			
	05:57			STEAL by Janae Anderson
	05:54	4-24	V 20	GOOD! JUMPER by Mercedes Smith
	05:54			ASSIST by Janae Anderson
MISSED JUMPER by Kanesha McLean	05:42			
REBOUND (OFF) by Jakerra Simmons	05:42			
GOOD! JUMPER by Jakerra Simmons [PNT]	05:37	6-24	V 18	
	04:53			MISSED 3 PTR by Britteny Allen
REBOUND (DEF) by Kanesha McLean	04:53			
	04:51			FOUL by Symone Evans
	04:13			FOUL by Shyminicka Marsh
MISSED FT SHOT by Kanesha McLean	04:13			
	04:13			REBOUND (DEF) by La Krystal Goss
FOUL by Danika Hopkins	04:07			
	04:04			MISSED 3 PTR by Britteny Allen
REBOUND (DEF) by McKenna Moffett	04:04			
MISSED JUMPER by Kanesha McLean	03:53			
REBOUND (OFF) by Jakerra Simmons	03:53			
GOOD! JUMPER by Jakerra Simmons [PNT]	03:49	8-24	V 16	
	03:27			MISSED JUMPER by Mercedes Blair
REBOUND (DEF) by Jessica McQueen	03:27			
GOOD! 3 PTR by Jessica McQueen	03:16	11-24	V 13	
ASSIST by Kanesha McLean	03:16			
	03:11			TIMEOUT TEAM
	02:48			TURNOVR by Symone Evans
STEAL by Kanesha McLean	02:47			
MISSED 3 PTR by McKenna Moffett	02:38			
	02:38			REBOUND (DEF) by Antrece Taylor
FOUL by Kanesha McLean	02:30			
	02:30	11-25	V 14	GOOD! FT SHOT by Symone Evans
	02:30			MISSED FT SHOT by Symone Evans
	02:30			REBOUND (OFF) by Tiffanie Isom
	02:28			MISSED JUMPER by Tiffanie Isom
	02:28			REBOUND (OFF) by Symone Evans
	02:24			MISSED JUMPER by Symone Evans
BLOCK by Kanesha McLean	02:24			
	02:20			REBOUND (OFF) by La Krystal Goss
FOUL by Kanesha McLean	02:19			

	02:19	11-26	V 15	GOOD! FT SHOT by Symone Evans
	02:19			MISSED FT SHOT by Symone Evans
REBOUND (DEF) by Danika Hopkins	02:19			
	02:18			FOUL by Symone Evans
MISSED FT SHOT by Danika Hopkins	02:18			
	02:18			REBOUND (DEF) by (TEAM)
	01:56	11-28	V 17	GOOD! JUMPER by Shyminicka Marsh
MISSED JUMPER by Kanesha McLean	01:35			
	01:35			REBOUND (DEF) by (TEAM)
TURNOVR by Jessica McQueen	01:15			
	01:14			STEAL by Symone Evans
	01:13			TURNOVR by Symone Evans
STEAL by DaRhonda O'Neal	01:12			
MISSED JUMPER by DaRhonda O'Neal	01:10			
REBOUND (OFF) by Jessica McQueen	01:10			
	01:09	11-29	V 18	GOOD! FT SHOT by Mercedes Smith
	01:09			MISSED FT SHOT by Mercedes Smith
REBOUND (DEF) by (TEAM)	01:09			
	00:54			FOUL by La Krystal Goss
MISSED FT SHOT by Kanesha McLean	00:54			
REBOUND (OFF) by Danika Hopkins	00:54			
TURNOVR by Danika Hopkins	00:44			
	00:43			STEAL by La Krystal Goss
	00:41	11-31	V 20	GOOD! LAYUP by La Krystal Goss [FB/PNT]
MISSED JUMPER by Jakerra Simmons	00:08			
	00:08			REBOUND (DEF) by Britteny Allen
	00:02			TURNOVR by La Krystal Goss
STEAL by Kanesha McLean	00:00			

Austin-East 31, Marshall County 11

3rd PERIOD Play-by-Play (Page 1)

HOME TEAM: Marshall County	TIME	SCORE	MAR	VISITORS: Austin-East
GOOD! 3 PTR by Danika Hopkins	07:36	14-31	V 17	
ASSIST by McKenna Moffett	07:36			
	07:16			MISSED JUMPER by La Krystal Goss
	07:16			REBOUND (OFF) by Britteny Allen
	07:13			MISSED JUMPER by Britteny Allen
	07:13			REBOUND (OFF) by Tiffanie Isom
	07:09	14-33	V 19	GOOD! JUMPER by Tiffanie Isom [PNT]
MISSED JUMPER by Jakerra Simmons	06:47			
REBOUND (OFF) by Lauren March	06:47			
GOOD! JUMPER by Lauren March	06:45	16-33	V 17	
	06:45			FOUL by Symone Evans
MISSED FT SHOT by Lauren March	06:45			
	06:45			REBOUND (DEF) by Tiffanie Isom
	06:34			MISSED JUMPER by Shyminicka Marsh
	06:34			REBOUND (OFF) by Britteny Allen
	06:32			MISSED JUMPER by Britteny Allen
BLOCK by Lauren March	06:32			
	06:30			REBOUND (OFF) by Britteny Allen
	06:30			TURNOVR by Britteny Allen
MISSED 3 PTR by McKenna Moffett	06:19			
	06:19			REBOUND (DEF) by Britteny Allen
	06:06	16-36	V 20	GOOD! 3 PTR by Shyminicka Marsh
	06:06			ASSIST by Britteny Allen
TURNOVR by Danika Hopkins	05:59			
	05:45	16-38	V 22	GOOD! JUMPER by Shyminicka Marsh
MISSED 3 PTR by Danika Hopkins	05:28			
	05:28			REBOUND (DEF) by Shyminicka Marsh
	05:20			TIMEOUT 30sec
FOUL by Lauren March	05:12			
	05:12			MISSED FT SHOT by La Krystal Goss
	05:12			REBOUND (OFF) by (DEADBALL)
	05:12	16-39	V 23	GOOD! FT SHOT by La Krystal Goss
GOOD! 3 PTR by Jessica McQueen	04:48	19-39	V 20	
ASSIST by McKenna Moffett	04:48			
	04:34			MISSED JUMPER by Tiffanie Isom
	04:34			REBOUND (OFF) by Symone Evans
FOUL by Danika Hopkins	04:32			
	04:32			MISSED FT SHOT by Symone Evans

	04:32			REBOUND (OFF) by (DEADBALL)
	04:32			MISSED FT SHOT by Symone Evans
REBOUND (DEF) by McKenna Moffett	04:32			
	04:23			FOUL by Shyminicka Marsh
GOOD! 3 PTR by Danika Hopkins	04:13	22-39	V 17	
	04:01			MISSED JUMPER by La Krystal Goss
REBOUND (DEF) by (TEAM)	04:01			
TIMEOUT media	03:59			
GOOD! 3 PTR by Jessica McQueen	03:53	25-39	V 14	
ASSIST by Lauren March	03:53			
	03:32			MISSED 3 PTR by Britteny Allen
REBOUND (DEF) by McKenna Moffett	03:32			
	03:26			FOUL by Antrece Taylor
TURNOVR by Jessica McQueen	02:56			
	02:54			STEAL by Antrece Taylor
	02:51	25-40	V 15	GOOD! FT SHOT by Britteny Allen
	02:48			MISSED LAYUP by Antrece Taylor
	02:48			REBOUND (OFF) by Britteny Allen
FOUL by Jessica McQueen	02:43			
	02:51			MISSED FT SHOT by Britteny Allen
	02:51			REBOUND (OFF) by Tiffanie Isom
	02:30			FOUL by Mercedes Smith
	02:30			TURNOVR by Mercedes Smith
MISSED 3 PTR by Kanesha McLean	02:17			
	02:17			REBOUND (DEF) by La Krystal Goss
	02:03			MISSED JUMPER by Mercedes Smith
	02:03			REBOUND (OFF) by Tiffanie Isom
FOUL by Jessica McQueen	02:00			
	02:00	25-41	V 16	GOOD! FT SHOT by Tiffanie Isom
	02:00	25-42	V 17	GOOD! FT SHOT by Tiffanie Isom
MISSED JUMPER by McKenna Moffett	01:47			
	01:47			REBOUND (DEF) by Tiffanie Isom
	01:27			MISSED 3 PTR by Britteny Allen
	01:27			REBOUND (OFF) by La Krystal Goss
	01:18			MISSED JUMPER by La Krystal Goss
REBOUND (DEF) by Kanesha McLean	01:18			
TURNOVR by McKenna Moffett	01:14			
	01:12			STEAL by Janae Anderson
	01:10			MISSED JUMPER by Janae Anderson
	01:10			REBOUND (OFF) by La Krystal Goss
	01:07	25-44	V 19	GOOD! JUMPER by La Krystal Goss [PNT]
MISSED JUMPER by Lauren March	00:55			
REBOUND (OFF) by Jakerra Simmons	00:55			
	00:53			FOUL by Britteny Allen
GOOD! FT SHOT by Jakerra Simmons	00:53	26-44	V 18	
GOOD! FT SHOT by Jakerra Simmons	00:53	27-44	V 17	
	00:39			TURNOVR by Janae Anderson
STEAL by Danika Hopkins	00:38			
GOOD! JUMPER by Jakerra Simmons	00:07	29-44	V 15	
ASSIST by Lauren March	00:07			
	00:07			FOUL by Mercedes Smith
GOOD! FT SHOT by Jakerra Simmons	00:07	30-44	V 14	
	00:03			TURNOVR by Antrece Taylor
MISSED 3 PTR by Kanesha McLean	00:00			
	00:00			REBOUND (DEF) by (TEAM)

Austin-East 44, Marshall County 30

4th PERIOD Play-by-Play (Page 1)

HOME TEAM: Marshall County	TIME	SCORE	MAR	VISITORS: Austin-East
	07:46			TURNOVR by La Krystal Goss
STEAL by Danika Hopkins	07:45			
MISSED JUMPER by Kanesha McLean	07:40			
	07:40			REBOUND (DEF) by Symone Evans
FOUL by Jakerra Simmons	07:38			
	07:27	30-46	V 16	GOOD! JUMPER by Symone Evans [PNT]
	07:27			ASSIST by Shyminicka Marsh
GOOD! JUMPER by Lauren March	07:01	32-46	V 14	
ASSIST by Danika Hopkins	07:01			
	06:49	32-48	V 16	GOOD! JUMPER by Tiffanie Isom [PNT]
TIMEOUT TEAM	06:47			

GOOD! 3 PTR by McKenna Moffett	06:26	35-48	V 13	
ASSIST by Kanesha McLean	06:26			
	06:11			MISSED JUMPER by Symone Evans
REBOUND (DEF) by Danika Hopkins	06:11			
	05:45			FOUL by Symone Evans
GOOD! FT SHOT by Jakerra Simmons	05:45	36-48	V 12	
GOOD! FT SHOT by Jakerra Simmons	05:45	37-48	V 11	
MISSED JUMPER by McKenna Moffett	05:34			
	05:34			BLOCK by Candace Canty
	05:32			REBOUND (DEF) by Candace Canty
	05:31			TURNOVR by Symone Evans
MISSED 3 PTR by LaRhonda O'Neal	05:21			
	05:21			REBOUND (DEF) by Mercedes Blair
	05:00			MISSED JUMPER by Candace Canty
	05:00			REBOUND (OFF) by Candace Canty
GOOD! JUMPER by Lauren March	04:57	39-48	V 9	
	04:44	39-50	V 11	GOOD! JUMPER by Tiffanie Isom [PNT]
	04:44			ASSIST by La Krystal Goss
MISSED 3 PTR by Danika Hopkins	04:30			
REBOUND (OFF) by Jakerra Simmons	04:30			
GOOD! 3 PTR by McKenna Moffett	04:25	42-50	V 8	
ASSIST by Danika Hopkins	04:25			
FOUL by Kanesha McLean	04:18			
TIMEOUT TEAM	04:18			
	04:05	42-52	V 10	GOOD! JUMPER by Shyminicka Marsh [PNT]
MISSED 3 PTR by Kanesha McLean	03:41			
	03:41			REBOUND (DEF) by Symone Evans
	03:39			TURNOVR by Symone Evans
TIMEOUT MEDIA	03:39			
TURNOVR by McKenna Moffett	03:27			
	03:25			STEAL by Shyminicka Marsh
	02:42			TIMEOUT 30sec
	02:36			TURNOVR by Britteny Allen
TURNOVR by Danika Hopkins	02:16			
	02:15			STEAL by Shyminicka Marsh
FOUL by Kanesha McLean	02:04			
	02:04	42-53	V 11	GOOD! FT SHOT by Shyminicka Marsh
	02:04			MISSED FT SHOT by Shyminicka Marsh
	02:04			REBOUND (OFF) by (TEAM)
FOUL by Danika Hopkins	02:03			
	02:03			MISSED FT SHOT by La Krystal Goss
REBOUND (DEF) by Lauren March	02:03			
TURNOVR by Kanesha McLean	01:53			
FOUL by McKenna Moffett	01:50			
	01:50			MISSED FT SHOT by La Krystal Goss
REBOUND (DEF) by Kanesha McLean	01:50			
MISSED 3 PTR by Kanesha McLean	01:32			
	01:32			REBOUND (DEF) by La Krystal Goss
FOUL by Danika Hopkins	01:29			
	01:29	42-54	V 12	GOOD! FT SHOT by La Krystal Goss
	01:29	42-55	V 13	GOOD! FT SHOT by La Krystal Goss
TURNOVR by Danika Hopkins	01:09			
	01:08			STEAL by Symone Evans
FOUL by McKenna Moffett	00:52			
	00:52			MISSED FT SHOT by Shyminicka Marsh
	00:52			REBOUND (OFF) by (DEADBALL)
	00:52			MISSED FT SHOT by Shyminicka Marsh
	00:52			REBOUND (OFF) by Giavonni Rollins
FOUL by Kanesha McLean	00:45			
	00:44	42-56	V 14	GOOD! FT SHOT by La Krystal Goss
	00:44	42-57	V 15	GOOD! FT SHOT by La Krystal Goss
MISSED JUMPER by Artavia Bryant	00:34			
REBOUND (OFF) by Artavia Bryant	00:34			
	00:29			FOUL by Giavonni Rollins
GOOD! FT SHOT by Artavia Bryant	00:29	43-57	V 14	
MISSED FT SHOT by Artavia Bryant	00:29			
	00:29			REBOUND (DEF) by Giavonni Rollins
	00:27			MISSED 3 PTR by Britteny Allen
REBOUND (DEF) by Jessica McQueen	00:27			
	00:19			MISSED JUMPER by Skyy Miller
	00:19			REBOUND (OFF) by Jasmine Freeman
FOUL by LaRhonda O'Neal	00:12			
	00:12			MISSED FT SHOT by Jasmine Freeman
	00:12			REBOUND (OFF) by (DEADBALL)

00:12 MISSED FT SHOT by Jasmine Freeman

REBOUND (DEF) by Stephanie Moore 00:12

Austin-East 57, Marshall County 43

Official Basketball Box Score -- 1st Half
Austin-East vs Marshall County
03/10/07 6:45 PM at Murphy Center (Murfreesboro, Tenn.)

VISITORS: Austin-East 37-3

##	Player Name		TOT-FG FG-FGA	3-PT FG-FGA	FT-FTA	REBOUNDS OF	DE	TOT	PF	TP	A	TO	BLK	S	MIN
03	Britteny Allen.....	*	0-2	0-2	0-0	0	1	1	0	0	1	0	0	0	11
04	La Krystal Goss.....	*	3-5	0-1	0-0	1	2	3	1	6	1	1	0	5	14
21	Symone Evans.....	*	1-2	0-0	2-4	1	0	1	2	4	0	2	0	1	10
22	Shyminicka Marsh....	*	3-5	0-1	0-0	2	1	3	2	6	4	2	0	1	11
23	Tiffanie Isom.....	*	2-3	0-0	1-2	3	2	5	1	5	1	1	1	0	11
05	Jawanza Swaggerty...		0-0	0-0	0-0	0	0	0	0	0	0	0	0	0	0
11	Janae Anderson.....		0-0	0-0	0-0	0	0	0	1	0	1	0	0	1	4
12	Antrece Taylor.....		2-4	0-0	1-2	0	2	2	0	5	1	0	0	0	8
20	Jasmine Freeman.....		0-0	0-0	0-0	0	0	0	0	0	0	0	0	0	0
24	Candace Canty.....		0-0	0-0	0-0	0	0	0	0	0	0	0	0	0	0
25	Skyy Miller.....		0-0	0-0	0-0	0	0	0	0	0	0	0	0	0	0
33	Mercedes Blair.....		0-1	0-0	0-0	0	0	0	0	0	0	0	0	0	4
40	Giavonni Rollins....		0-0	0-0	0-0	0	0	0	0	0	0	0	0	0	0
45	Mercedes Smith.....		2-2	0-0	1-2	0	2	2	2	5	0	0	0	1	7
	TEAM.....						2	2							
	Totals.....		13-24	0-4	5-10	7	12	19	9	31	9	6	1	9	80

TOTAL FG% 1st Half: 13-24 54.2%
3-Pt. FG% 1st Half: 0-4 0.0%
F Throw % 1st Half: 5-10 50.0%

HOME TEAM: Marshall County 25-10

##	Player Name		TOT-FG FG-FGA	3-PT FG-FGA	FT-FTA	REBOUNDS OF	DE	TOT	PF	TP	A	TO	BLK	S	MIN
11	Danika Hopkins.....	*	0-1	0-1	1-3	1	1	2	1	1	0	3	0	0	15
12	Jessica McQueen.....	*	2-5	2-5	0-0	1	3	4	1	6	0	3	0	0	15
21	McKenna Moffett.....	*	0-3	0-3	0-0	0	2	2	1	0	1	2	0	0	16
24	Lauren March.....	*	0-2	0-0	0-0	2	0	2	2	0	0	0	0	0	9
33	Jakerra Simmons.....	*	2-5	0-0	0-0	2	0	2	1	4	0	1	0	0	12
03	LaRhonda O'Neal.....		0-0	0-0	0-0	0	0	0	0	0	0	0	0	0	2
04	DaRhonda O'Neal.....		0-1	0-0	0-0	0	0	0	0	0	0	0	0	1	0
14	Addricka O'Neal.....		0-0	0-0	0-0	0	0	0	0	0	0	0	0	0	1
22	Kanesha McLean.....		0-3	0-0	0-2	2	1	3	2	0	1	3	1	2	10
30	Artavia Bryant.....		0-0	0-0	0-0	0	0	0	0	0	0	0	0	0	0
31	Mieke Wallace.....		0-0	0-0	0-0	0	0	0	0	0	0	0	0	0	0
42	Andraya Tears.....		0-0	0-0	0-0	0	0	0	0	0	0	0	0	0	0
55	Stephanie Moore.....		0-0	0-0	0-0	0	0	0	0	0	0	0	0	0	0
	TEAM.....						1	1							
	Totals.....		4-20	2-9	1-5	8	8	16	8	11	2	12	1	3	80

TOTAL FG% 1st Half: 4-20 20.0%
3-Pt. FG% 1st Half: 2-9 22.2%
F Throw % 1st Half: 1-5 20.0%

Officials: Donny Joyner, James Dillard, Glen Jasper
Technical fouls: Austin-East-None. Marshall County-None.
Attendance:

Score by Periods	1st	2nd
Austin-East.....	19	12
Marshall County.....	1	10

Jennifer Maynard, Alison West, Mallie Stephens, Lauren March, Tiffanie Isom, Jakerra Simmons, Shyminicka Marsh, Jessica McQueen, Symone Evans, LaKrystle Goss(MVP)

2000 Class AA State Girls' Basketball Tournament

March 7 - March 11, 2000 · Middle Tennessee State University - Murfreesboro

Game 1
Thu. Mar. 9 11:30 AM

Giles Co. (22-13)	55
Lexington (28-7)	45

Game 2
Thu. Mar. 9 1:00 PM

Jackson Co. (26-7)	48
Anderson Co. (31-2)	41

Game 3
Thu. Mar. 9 2:30 PM

South Greene (33-3)	59
Marshall Co. (19-8)	50

Game 4
Thu. Mar. 9 5:30 PM

Ridgeway (27-6)	64
McMinn Central (24-8)	71

Game 5
Fri. Mar. 10 2:30 PM

Giles Co.	23
Jackson Co.	36

Game 6
Fri. Mar. 10 5:30 PM

South Greene	67
McMinn Central	50

Game 7
Sat. Mar. 11 5:00 PM

Jackson Co.	50
South Greene	41

Jackson Co.
STATE CHAMPION

Official Basketball Box Score -- GAME TOTALS -- FINAL STATISTICS
Marshall Co. Tigerettes vs So. Greene Co. Lady Rebels
03/09/00 2:30 PM at Murfreesboro, TN

VISITORS: Marshall Co. Tigerettes 19-8

##	Player Name		TOT-FG FG-FGA	3-PT FG-FGA	FT-FTA	REBOUNDS OF	DE	TOT	PF	TP	A	TO	BLK	S	MIN
14	Stapleton, Megan....	*	0-4	0-2	0-0	1	1	2	5	0	2	1	0	0	24
22	O'Neal, Sheena.....	*	5-11	0-0	4-4	2	2	4	5	14	6	5	1	3	27
25	Barnes, Holly.....	*	4-11	3-6	5-6	0	1	1	5	16	0	2	0	1	26
30	Gettel, Lela.....	*	3-10	0-0	0-0	1	5	6	1	6	1	4	2	1	24
55	August, Andrea.....	*	3-4	0-0	0-1	5	5	10	3	6	0	1	0	1	16
11	Ruiz, Katie.....		0-0	0-0	0-0	0	0	0	0	0	1	0	0	0	1
12	Udell, Danielle.....		0-0	0-0	0-0	0	0	0	0	0	0	0	0	0	1
13	Hazel, Stacey.....		0-0	0-0	0-0	0	0	0	0	0	0	0	0	0	1
21	Rhea, Nakesha.....		3-4	0-0	0-0	2	0	2	3	6	0	1	0	0	17
24	Moore, Traci.....		1-1	0-0	0-0	0	0	0	1	2	0	0	0	0	1
32	Mayes, Shanita.....		0-0	0-0	0-0	0	0	0	0	0	0	0	0	0	1
33	Sharp, Rachel.....		0-0	0-0	0-0	0	0	0	0	0	0	0	0	0	1
34	Allen, Tara.....		0-3	0-1	0-0	0	3	3	5	0	1	2	0	3	20
	TEAM.....					1	1	2							
	Totals.....		19-48	3-9	9-11	12	18	30	28	50	11	16	3	9	160

TOTAL FG% 1st Half:	6-18	.333	2nd Half:	13-30	.433	Game:	.396	DEADBALL
3-Pt. FG% 1st Half:	2-4	.500	2nd Half:	1-5	.200	Game:	.333	REBOUNDS
F Throw % 1st Half:	5-6	.833	2nd Half:	4-5	.800	Game:	.818	0

HOME TEAM: So. Greene Co. Lady Rebels 33-3

##	Player Name		TOT-FG FG-FGA	3-PT FG-FGA	FT-FTA	REBOUNDS OF	DE	TOT	PF	TP	A	TO	BLK	S	MIN
11	Renner, Sharee.....	*	5-8	0-0	3-5	3	6	9	5	13	1	4	0	3	28
14	Gammon, Megan.....	*	3-5	1-2	9-13	0	3	3	4	16	2	4	0	2	32
22	Haney, Heather.....	*	0-2	0-0	1-2	1	0	1	1	1	1	2	0	1	14
40	Dunn, Stacie.....	*	5-11	0-0	5-6	1	3	4	4	15	2	2	2	1	29
44	Archer, Jessica.....	*	5-9	0-0	3-6	0	3	3	1	13	1	1	0	0	25
12	Presnell, Passhan...		0-0	0-0	0-0	0	0	0	0	0	0	0	0	0	2
31	Hawk, Nikki.....		0-2	0-0	1-4	3	2	5	3	1	5	1	0	1	20
32	Henderson, Pam.....		0-0	0-0	0-0	0	0	0	0	0	0	0	0	0	1
50	Hawke, Elizabeth....		0-0	0-0	0-0	0	2	2	1	0	0	0	0	0	9
	TEAM.....					1		1							
	Totals.....		18-37	1-2	22-36	9	19	28	19	59	12	14	2	8	160

TOTAL FG% 1st Half:	9-23	.391	2nd Half:	9-14	.643	Game:	.486	DEADBALL
3-Pt. FG% 1st Half:	0-0	.000	2nd Half:	1-2	.500	Game:	.500	REBOUNDS
F Throw % 1st Half:	12-17	.706	2nd Half:	10-19	.526	Game:	.611	6

Officials:
Technical fouls: Marshall Co. Tigerettes-None. So. Greene Co. Lady Rebels-None.
Attendance:

Score by Periods	1st	2nd	3rd	4th		Total
Marshall Co. Tigerettes.....	7	12	11	20	-	50
So. Greene Co. Lady Rebels....	9	21	12	17	-	59

Official Basketball Box Score -- GAME TOTALS -- 2nd PERIOD -- 00:00 REMAINING
Marshall Co. Tigerettes vs So. Greene Co. Lady Rebels
03/09/00 2:30 PM at Murfreesboro, TN

VISITORS: Marshall Co. Tigerettes

##	Player Name		TOT-FG FG-FGA	3-PT FG-FGA	FT-FTA	REBOUNDS OF	DE	TOT	PF	TP	A	TO	BLK	S	MIN
14	Stapleton, Megan....	*	0-2	0-1	0-0	0	0	0	2	0	1	0	0	0	14
22	O'Neal, Sheena.....	*	0-1	0-0	0-0	0	0	0	3	0	3	2	1	1	12
25	Barnes, Holly.....	*	2-2	2-2	5-6	0	1	1	1	11	0	1	0	0	13
30	Gettel, Lela.....	*	1-5	0-0	0-0	1	3	4	1	2	0	3	2	0	15
55	August, Andrea.....	*	0-1	0-0	0-0	1	3	4	3	0	0	1	0	1	7
21	Rhea, Nakesha.....		3-4	0-0	0-0	2	0	2	2	6	0	1	0	0	9
34	Allen, Tara.....		0-3	0-1	0-0	0	1	1	1	0	1	1	0	1	10
	TEAM.....					1		1							
	Totals.....		6-18	2-4	5-6	5	8	13	13	19	5	9	3	3	80

TOTAL FG% 1st Half:	6-18	.333	2nd Half:	0-0	.000	Game:	.333	DEADBALL
3-Pt. FG% 1st Half:	2-4	.500	2nd Half:	0-0	.000	Game:	.500	REBOUNDS
F Throw % 1st Half:	5-6	.833	2nd Half:	0-0	.000	Game:	.833	0

HOME TEAM: So. Greene Co. Lady Rebels

##	Player Name		TOT-FG FG-FGA	3-PT FG-FGA	FT-FTA	REBOUNDS OF	DE	TOT	PF	TP	A	TO	BLK	S	MIN
11	Renner, Sharee.....	*	3-6	0-0	3-5	2	3	5	1	9	1	2	0	3	16
14	Gammon, Megan.....	*	1-2	0-0	3-4	0	1	1	2	5	0	1	0	1	16
22	Haney, Heather.....	*	0-1	0-0	0-0	1	0	1	1	0	1	0	0	0	8
40	Dunn, Stacie.....	*	4-10	0-0	3-4	1	1	2	2	11	1	0	1	1	14
44	Archer, Jessica.....	*	1-3	0-0	3-4	0	1	1	0	5	1	0	0	0	11
12	Presnell, Passhan...		0-0	0-0	0-0	0	0	0	0	0	0	0	0	0	1
31	Hawk, Nikki.....		0-1	0-0	0-0	3	1	4	2	0	0	1	0	0	7
50	Hawke, Elizabeth....		0-0	0-0	0-0	0	1	1	1	0	0	0	0	0	7
	TEAM.....					1		1							
	Totals.....		9-23	0-0	12-17	8	8	16	9	30	4	4	1	5	80

TOTAL FG% 1st Half:	9-23	.391	2nd Half:	0-0	.000	Game:	.391	DEADBALL
3-Pt. FG% 1st Half:	0-0	.000	2nd Half:	0-0	.000	Game:	.000	REBOUNDS
F Throw % 1st Half:	12-17	.706	2nd Half:	0-0	.000	Game:	.706	3

Officials:
Technical fouls: Marshall Co. Tigerettes-None. So. Greene Co. Lady Rebels-None.
Attendance:

Score by Periods	1st	2nd		Total
Marshall Co. Tigerettes.....	7	12	-	19
So. Greene Co. Lady Rebels....	9	21	-	30

1998 Class AA State Girls' Basketball Tournament

March 11 - March 14, 1998 · Middle Tennessee State University - Murfreesboro

Game 1
Wed. Mar. 11 7:00 PM

Crockett Co. (29-2)	34
Rutledge (30-4)	37

Game 2
Wed. Mar. 11 8:30 PM

Livingston Academy (29-5)	54
Marshall Co. (22-10)	38

Game 3
Thu. Mar. 12 11:30 AM

Grundy Co. (27-6)	53
Daniel Boone (24-7)	33

Game 4
Thu. Mar. 12 1:00 PM

Obion Co. (29-4)	47
McMinn Central (30-5)	65

Game 5
Fri. Mar. 13 2:30 PM

Rutledge	25
Livingston Academy	49

Game 6
Fri. Mar. 13 5:30 PM

Grundy Co.	49
McMinn Central	33

Game 7
Sat. Mar. 14 5:00 PM

Livingston Academy	38
Grundy Co.	43

Grundy Co.
STATE CHAMPION

AA1

OFFICIAL NCAA BASKETBALL BOX SCORE
Marshall County High School (22-11)

Site: Murfreesboro, Tenn.
Date: March 11, 1998

	Mar (VISITORS)		Total FG	Total AT	3-Pts FG	3-Pts AT	FT	AT	Rebounds OF	DF	To	PF	TP	A	TO	BK	ST	MN
25	Barnes, Holly	f	1	3	0	0	0	0	1	3	4	0	2	0	2	0	0	18
32	Campbell, Kari	f	4	10	0	0	2	2	2	1	3	5	10	0	1	0	1	24
33	Allen, Tunisia	c	4	6	0	0	0	0	2	1	3	1	8	1	0	0	0	26
22	O'Neal, Sheena	g	3	6	0	0	0	0	3	4	7	1	6	2	1	0	1	31
31	Mrozinski, Andrea	g	2	6	0	1	1	3	0	3	3	2	5	2	5	0	2	31
11	Rhea, Tamekia		0	2	0	2	0	0	0	1	1	0	0	1	1	0	0	5
55	August, Andrea		2	3	0	0	0	0	2	1	3	1	4	0	0	1	0	11
4	Sparrow, Shakira		1	7	1	6	0	2	1	2	3	2	3	0	1	0	0	10
12	Haywood, Leah		0	0	0	0	0	0	0	0	0	0	0	0	0	0	0	1
14	Stapleton, Megan		0	1	0	1	0	0	0	0	0	0	0	0	0	0	0	1
34	Allen, Tara		0	0	0	0	0	0	0	0	0	0	0	0	1	0	0	1
13	Hazel, Stacy		0	0	0	0	0	0	0	0	0	0	0	0	0	0	0	0+
21	Rhea, Kesha		0	0	0	0	0	0	0	0	0	0	0	0	0	0	0	0+
30	Harrod, Colleen		0	0	0	0	0	0	0	0	0	0	0	0	0	0	0	0+
24	Knickerbocker, Cherie		--	--	--	--	--	--	--	--	--	--	--	--	--	--	--	DNP
	Team Totals								1	0	1				0			
	TOTALS		17	44	1	10	3	7	12	16	28	12	38	6	12	1	4	160

Deadball Rebounds: 2, 0: 2

Tot FG %:	1st Half:	7-18	.389	2nd Half:	10-26	.385	Game: .386
3-Pt FG %:	1st Half:	0- 1	.000	2nd Half:	1- 9	.111	Game: .100
FT % :	1st Half:	2- 3	.667	2nd Half:	1- 4	.250	Game: .429

Livingston Academy (30-5)

	LA (HOME)		Total FG	Total AT	3-Pts FG	3-Pts AT	FT	AT	Rebounds OF	DF	To	PF	TP	A	TO	BK	ST	MN
11	Smith, Paige	f	2	5	1	2	4	4	1	5	6	4	9	3	1	0	0	32-
52	Brown, Andrea	f	8	11	0	0	0	0	1	5	6	4	16	2	1	0	1	29 |
40	Masters, Kim	c	5	9	0	0	8	9	0	3	3	1	18	2	2	0	1	32-
3	Norrod, Kaci	g	2	4	2	4	0	0	0	4	4	1	6	2	1	0	2	31 |
10	Garrett, Misty	g	0	4	0	1	2	2	0	0	0	2	2	4	1	0	1	32-
50	Vaughn, Amanda		0	1	0	0	0	0	0	0	0	0	0	0	0	0	0	3
33	Smith, Sharon		0	0	0	0	0	0	0	0	0	0	0	2	0	0	0	1
4	Masters, Kara		0	0	0	0	0	0	0	0	0	0	0	0	0	0	0	0+
5	Cooper, Misty		0	0	0	0	0	0	0	0	0	0	0	0	0	0	0	0+
12	Franklin, Holli		1	1	1	1	0	0	0	0	0	0	3	0	0	0	1	0+
15	Hastings, Christy		0	0	0	0	0	0	0	0	0	0	0	0	0	0	0	0+
	Team Totals								0	0	0				0			
	TOTALS		18	35	4	8	14	15	2	17	19	12	54	15	6	0	6	160

Deadball Rebounds: 0, 0: 0

Tot FG %:	1st Half:	10-22	.455	2nd Half:	8-13	.615	Game: .514
3-Pt FG %:	1st Half:	2- 5	.400	2nd Half:	2- 3	.667	Game: .500
FT % :	1st Half:	0- 0	.000	2nd Half:	14-15	.933	Game: .933

	1st	2nd	OT	OT	Tot
Mar	16	22			38
LA	22	32			54

OFFICIALS: Jim Gardner, Jim Stooksbury, Sharon Wilson
Technical Fouls: none
Attendance: 5213
Comments: TSSAA Class AA Girls State Tournament -- Quarterfinal

MAR 6-10-11-11 = 38
LA 11-11-11-21 = 54

OFFICIAL NCAA BASKETBALL BOX SCORE - FIRST HALF

Marshall County High School

Date: March 11, 1998

Mar (VISITORS)			Total FG	Total AT	3-Pts FG	3-Pts AT	FT	AT	Rebounds OF	Rebounds DF	Rebounds To	PF	TP	A	TO	BK	ST	MN
25	Barnes, Holly	f	0	2	0	0	0	0	0	2	2	0	0	0	1	0	0	12
32	Campbell, Kari	f	3	7	0	0	2	2	1	1	2	2	8	0	1	0	1	16
33	Allen, Tunisia	c	1	2	0	0	0	0	0	0	0	0	2	0	0	0	0	11
22	O'Neal, Sheena	g	1	1	0	0	0	0	1	4	5	0	2	1	0	0	1	16
31	Mrozinski, Andrea	g	2	4	0	0	0	1	0	2	2	0	4	0	4	0	1	16
11	Rhea, Tamekia		0	1	0	1	0	0	0	1	1	0	0	1	1	0	0	4
55	August, Andrea		0	1	0	0	0	0	0	1	1	0	0	0	0	1	0	5
4	Sparrow, Shakira		0	0	0	0	0	0	0	0	0	0	0	0	0	0	0	--
12	Haywood, Leah		0	0	0	0	0	0	0	0	0	0	0	0	0	0	0	--
13	Hazel, Stacy		0	0	0	0	0	0	0	0	0	0	0	0	0	0	0	--
14	Stapleton, Megan		0	0	0	0	0	0	0	0	0	0	0	0	0	0	0	--
21	Rhea, Kesha		0	0	0	0	0	0	0	0	0	0	0	0	0	0	0	--
24	Knickerbocker, Cherie		0	0	0	0	0	0	0	0	0	0	0	0	0	0	0	--
30	Harrod, Colleen		0	0	0	0	0	0	0	0	0	0	0	0	0	0	0	--
34	Allen, Tara		0	0	0	0	0	0	0	0	0	0	0	0	0	0	0	--
	Team Totals								0	0	0				0			
	TOTALS		7	18	0	1	2	3	2	11	13	2	16	2	7	1	3	80

Deadball Rebounds: 0, 0: 0

Tot FG %: 1st Half: 7-18 .389
3-Pt FG %: 1st Half: 0- 1 .000
FT % : 1st Half: 2- 3 .667

Livingston Academy

LA (HOME)			Total FG	Total AT	3-Pts FG	3-Pts AT	FT	AT	Rebounds OF	Rebounds DF	Rebounds To	PF	TP	A	TO	BK	ST	MN
11	Smith, Paige	f	1	3	0	1	0	0	1	2	3	2	2	2	1	0	0	16
52	Brown, Andrea	f	5	8	0	0	0	0	0	3	3	1	10	0	0	0	1	16
40	Masters, Kim	c	2	5	0	0	0	0	0	2	2	0	4	2	1	0	0	16
3	Norrod, Kaci	g	2	3	2	3	0	0	0	3	3	1	6	2	1	0	2	16
10	Garrett, Misty	g	0	3	0	1	0	0	0	0	0	2	0	2	1	0	0	16
4	Masters, Kara		0	0	0	0	0	0	0	0	0	0	0	0	0	0	0	--
5	Cooper, Misty		0	0	0	0	0	0	0	0	0	0	0	0	0	0	0	--
12	Franklin, Holli		0	0	0	0	0	0	0	0	0	0	0	0	0	0	0	--
15	Hastings, Christy		0	0	0	0	0	0	0	0	0	0	0	0	0	0	0	--
33	Smith, Sharon		0	0	0	0	0	0	0	0	0	0	0	0	0	0	0	--
50	Vaughn, Amanda		0	0	0	0	0	0	0	0	0	0	0	0	0	0	0	--
	Team Totals								0	0	0				0			
	TOTALS		10	22	2	5	0	0	1	10	11	6	22	8	4	0	3	80

Deadball Rebounds: 0, 0: 0

Tot FG %: 1st Half: 10-22 .455
3-Pt FG %: 1st Half: 2- 5 .400
FT % : 1st Half: 0- 0 .000

	1	2
Mar	11	11
LA	6	10

	1st	2nd	OT	OT	Tot
Mar	16				16
LA	22				22

OFFICIALS: Jim Gardner, Jim Stooksbury, Sharon Wils
Technical Fouls:
Attendance:
Comments: TSSAA Class AA Girls State Tournament -- Quarterfinal

1995 Class AA State Girls' Basketball Tournament

March 8 - March 11, 1995 · Middle Tennessee State University - Murfreesboro

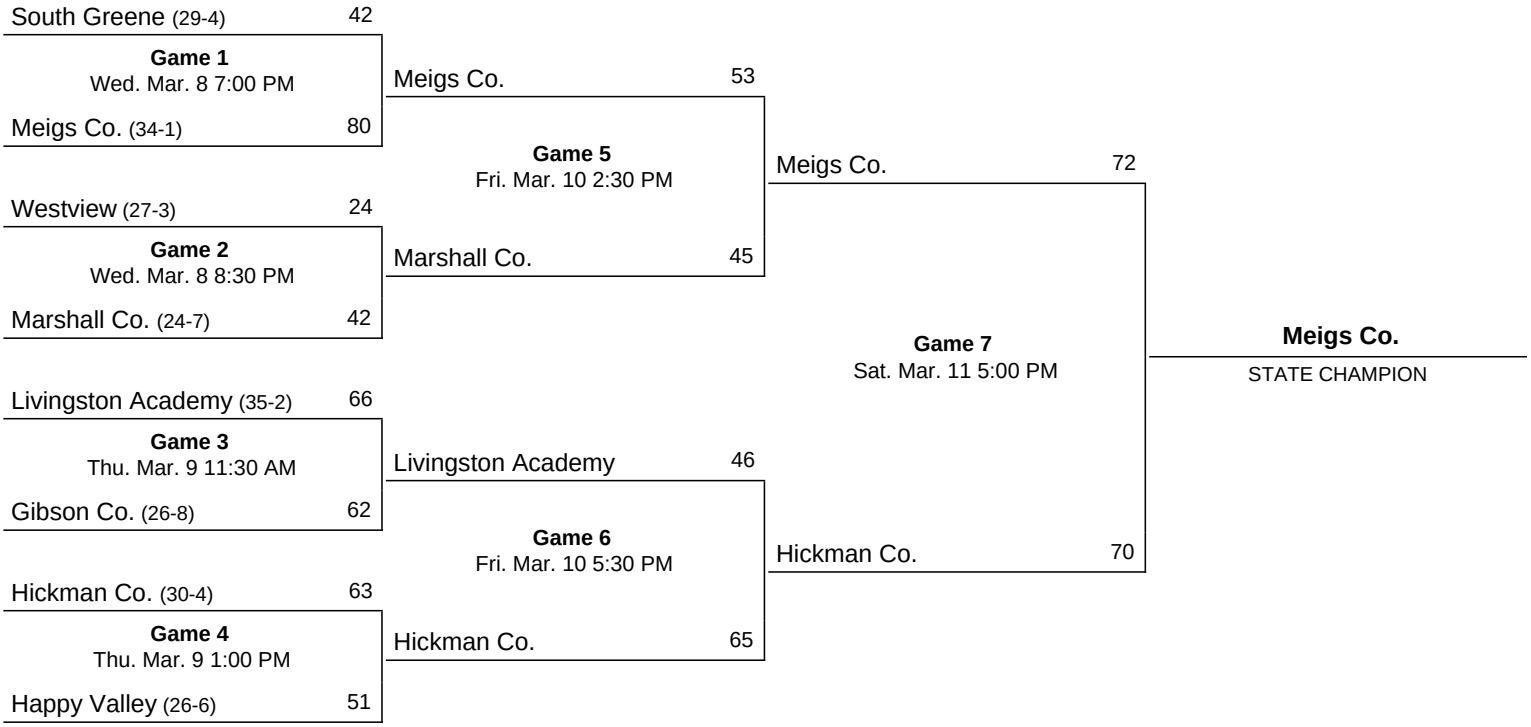

010

OFFICIAL NCAA BASKETBALL BOX SCORE — Site: MURFREESBORO, TENN.

MARSHALL COUNTY HIGH SCHOOL (25-7) — Date: March 8, 1995

MAHS (VISITORS)			Total FG	Total AT	3-Pts FG	3-Pts AT	FT	FT AT	Rebounds OF	Rebounds DF	Rebounds To	PF	TP	A	TO	BK	ST	MN
21	GILBERT, MIKITA	f	3	6	0	0	2	2	1	5	6	4	8	3	1	0	0	25
25	MAXWELL, ANGIE	f	1	2	0	0	0	0	1	5	6	3	2	1	5	0	1	29
30	KLINK, SHERRI	c	8	11	0	0	2	4	0	3	3	2	18	1	0	2	2	26
23	PARKS, CANDACE	g	2	7	1	2	1	4	1	7	8	1	6	1	0	0	1	27
24	MORRIS, JILL	g	3	6	1	1	1	2	2	0	2	2	8	5	3	1	0	29
11	REESE, STEPHANIE		0	0	0	0	0	1	0	0	0	0	0	0	1	0	0	2
13	CRUTCHER, NAKIA		0	0	0	0	0	0	0	0	0	0	0	0	0	0	0	1
15	HEIRHOLZER, DAWN		0	0	0	0	0	0	1	0	1	0	0	0	1	1	1	2
22	FAGAN, LISA		0	3	0	1	0	1	1	0	1	1	0	0	0	0	0	7
32	HAISLIP, NICKY		0	2	0	1	0	0	0	2	2	2	0	1	1	0	2	11
33	DAVIS, LAMECIA		0	0	0	0	0	0	0	0	0	0	0	0	0	0	0	2
14	DAVIS, ANDREA		--	--	--	--	--	--	--	--	--	--	--	--	--	--	--	DNP
31	KNICKERBOCKER, CHERIE		0	0	0	0	0	0	0	0	0	0	0	0	0	0	0	0+
	Team Totals								1	1	2				0			
	TOTALS		17	37	2	5	6	14	8	23	31	15	42	12	12	4	7	160

Deadball Rebounds: 3, 0: 3

Tot FG %:	1st Half:	7-18	.389	2nd Half: 10-19	.526	Game: .459
3-Pt FG %:	1st Half:	0- 1	.000	2nd Half: 2- 4	.500	Game: .400
FT % :	1st Half:	4- 7	.571	2nd Half: 2- 7	.286	Game: .429

MARTIN WESTVIEW HIGH SCHOOL (27-4)

MWHS (HOME)			Total FG	Total AT	3-Pts FG	3-Pts AT	FT	FT AT	Rebounds OF	Rebounds DF	Rebounds To	PF	TP	A	TO	BK	ST	MN
21	Thompson, Mona	f	0	1	0	0	1	2	1	4	5	3	1	0	1	1	3	31
22	Alexander, Krystal	f	3	11	0	1	1	1	0	3	3	3	7	0	6	0	0	17
42	Lacy, Julie	c	1	4	0	0	2	2	2	2	4	3	4	0	2	0	1	30
4	Hurst, Crystal	g	1	4	0	1	0	0	0	4	4	1	2	0	0	0	1	29
14	Burroughs, Beth Anne	g	2	5	0	3	3	3	0	2	2	1	7	0	3	0	0	28
00	Atkins, Tasha		0	2	0	0	3	6	0	1	1	1	3	1	2	0	1	13
10	Phelps, Jaclyn		0	1	0	0	0	0	0	1	1	1	0	0	1	0	1	1
11	Phelps, Jocelyn		0	1	0	1	0	0	0	0	0	0	0	0	0	0	0	2
30	Hurst, Becky		0	3	0	1	0	0	0	0	0	2	0	0	0	0	0	7
44	Arnold, Kim		0	1	0	0	0	0	1	0	1	0	0	0	0	0	0	1
54	Evans, Stacie		0	0	0	0	0	0	0	0	0	0	0	0	0	0	0	2
12	Russ, Stacey		--	--	--	--	--	--	--	--	--	--	--	--	--	--	--	DNP
32	Thompson, Lori Beth		--	--	--	--	--	--	--	--	--	--	--	--	--	--	--	DNP
	Team Totals								1	0	1				0			
	TOTALS		7	33	0	7	10	14	5	17	22	15	24	1	15	1	7	160

Deadball Rebounds: 2, 0: 2

Tot FG %:	1st Half:	5-13	.385	2nd Half: 2-20	.100	Game: .212
3-Pt FG %:	1st Half:	0- 2	.000	2nd Half: 0- 5	.000	Game: .000
FT % :	1st Half:	3- 6	.500	2nd Half: 7- 8	.875	Game: .714

	1st	2nd	OT	OT	Tot
MAHS	18	24			42
MWHS	13	11			24

OFFICIALS: JOHN BAILEY, CHARLIE QUALLS, EDDIE GOLDEN

Technical Fouls: none

Attendance: 4085

Comments: TSSAA CLASS AA QUARTERFINALS

	1	2	3	4	Final
Marshall County	8	10	15	9	42
Martin Westview	7	6	4	7	24

CURRENT STATS - HALFTIME CompuSTATS / San Diego,CA (619)296-7834

MARSHALL COUNTY HIGH SCHOOL Date: March 8, 1995

	MAHS (VISITORS)		FG	AT	FG	AT	FT	AT	OF	DF	To	PF	TP	A	TO	BK	ST	MN
			Total-3-pts						Rebounds									
21	GILBERT,MIKITA	f	2	4*	0	0	2*	2	1*	2	3	1	6	1	0	0	0	14
25	MAXWELL,ANGIE	f	1	2	0	0	0	0	1*	3*	4*	1	2	0	2*	0	0	16
30	KLINK,SHERRI	c	3*	4*	0	0	2*	4*	0	0	0	1	8*<	1	0	0	1*	16
23	PARKS,CANDACE	g	0	3	0	1*	0	0	0	3*	3	0	0	1	0	0	1*	13
24	MORRIS,JILL	g	1	3	0	0	0	0	0	0	0	1	2	2*	1	0	0	16
11	REESE,STEPHANIE		0	0	0	0	0	0	0	0	0	0	0	0	0	0	0	0
13	CRUTCHER,NAKIA		0	0	0	0	0	0	0	0	0	0	0	0	0	0	0	0
14	DAVIS,ANDREA		0	0	0	0	0	0	0	0	0	0	0	0	0	0	0	0
15	HEIRHOLZER,DAWN		0	0	0	0	0	0	0	0	0	0	0	0	0	0	0	0
22	FAGAN,LISA		0	1	0	0	0	1	1*	0	1	1	0	0	0	0	0	2
31	KNICKERBOCKER,CHERIE		0	0	0	0	0	0	0	0	0	0	0	0	0	0	0	0
32	HAISLIP,NICKY		0	1	0	0	0	0	0	1	1	2*	0	0	0	0	1*	3
33	DAVIS,LAMECIA		0	0	0	0	0	0	0	0	0	0	0	0	0	0	0	0
	Team Totals								1	0	1				3			
	TOTALS		7	18	0	1	4	7	4	9	13	7	18	5	3	0	3	80

Deadball Rebounds: 1, 0: 1

Tot FG %:	1st Half:	7-18	.389	2nd Half:	0- 0	.000	Game:	.389
3-Pt FG %:	1st Half:	0- 1	.000	2nd Half:	0- 0	.000	Game:	.000
FT % :	1st Half:	4- 7	.571	2nd Half:	0- 0	.000	Game:	.571

MARTIN WESTVIEW HIGH SCHOOL

	MWHS (HOME)		FG	AT	FG	AT	FT	AT	OF	DF	To	PF	TP	A	TO	BK	ST	MN
			Total-3-Pts						Rebounds									
21	Thompson,Mona	f	0	0	0	0	1*	2*	1*	2	3*	0	1	0	1	0	2*	16
22	Alexander,Krystal	f	2*	5*	0	1*	1*	1	0	1	1	2*	5*<	0	4*	0	0	9
42	Lacy,Julie	c	1	2	0	0	0	0	0	1	1	2*	2	0	0	0	0	15
04	Hurst,Crystal	g	0	1	0	0	0	0	0	3*	3*	0	0	0	0	0	0	13
14	Burroughs,Beth Anne	g	2*	3	0	1*	1*	1	0	1	1	1	5*<	0	1	0	0	16
00	Atkins,Tasha		0	2	0	0	0	2*	0	1	1	1	0	0	1	0	0	7
10	Phelps,Jaclyn		0	0	0	0	0	0	0	0	0	0	0	0	0	0	0	0
11	Phelps,Jocelyn		0	0	0	0	0	0	0	0	0	0	0	0	0	0	0	0
12	Russ,Stacey		0	0	0	0	0	0	0	0	0	0	0	0	0	0	0	0
30	Hurst,Becky		0	0	0	0	0	0	0	0	0	1	0	0	0	0	0	3
32	Thompson,Lori Beth		0	0	0	0	0	0	0	0	0	0	0	0	0	0	0	0
44	Arnold,Kim		0	0	0	0	0	0	0	0	0	0	0	0	0	0	0	0
54	Evans,Stacie		0	0	0	0	0	0	0	0	0	0	0	0	0	0	0	1
	Team Totals								0	0	0				7			
	TOTALS		5	13	0	2	3	6	1	9	10	7	13	0	7	0	2	80

Deadball Rebounds: 1, 0: 1

Tot FG %:	1st Half:	5-13	.385	2nd Half:	0- 0	.000	Game:	.385
3-Pt FG %:	1st Half:	0- 2	.000	2nd Half:	0- 0	.000	Game:	.000
FT % :	1st Half:	3- 6	.500	2nd Half:	0- 0	.000	Game:	.500

* - Denotes high in that category

MWHS: largest lead: 0 No. of leads: 0
MAHS: largest lead: 6 No. of leads: 2

Lead Changes: 0 No. of Ties: 1

	1	2
Marshall County	8	10
Martin Westview	7	6

010

OFFICIAL NCAA BASKETBALL BOX SCORE — Site: MURFREESBORO, TENN.

MARSHALL COUNTY HIGH SCHOOL (25-8) — Date: March 10, 1995

MAHS (VISITORS)			Total FG	Total AT	3-Pts FG	3-Pts AT	FT	AT	Rebounds OF	DF	To	PF	TP	A	TO	BK	ST	MN
21	GILBERT, MIKITA	f	4	6	0	0	3	4	1	3	4	3	11	0	0	0	0	22
30	KLINK, SHERRI	f	3	5	0	0	1	1	2	3	5	2	7	0	1	0	1	25
32	HAISLIP, NICKY	c	0	4	0	2	1	2	2	1	3	4	1	2	3	0	0	23
24	MORRIS, JILL	g	6	15	1	6	3	4	0	3	3	3	16	2	4	0	2	32
25	MAXWELL, ANGIE	g	3	5	0	0	0	0	2	6	8	4	6	4	1	1	0	32-
22	FAGAN, LISA		0	0	0	0	0	0	0	0	0	3	0	0	0	0	0	7
23	PARKS, CANDACE		2	6	0	1	0	0	2	1	3	1	4	2	1	0	2	19
11	REESE, STEPHANIE		--	--	--	--	--	--	--	--	--	--	--	--	--	--	--	DNP
13	CRUTCHER, NAKIA		--	--	--	--	--	--	--	--	--	--	--	--	--	--	--	DNP
14	DAVIS, ANDREA		--	--	--	--	--	--	--	--	--	--	--	--	--	--	--	DNP
15	HEIRHOLZER, DAWN		--	--	--	--	--	--	--	--	--	--	--	--	--	--	--	DNP
31	KNICKERBOCKER, CHERIE		--	--	--	--	--	--	--	--	--	--	--	--	--	--	--	DNP
33	DAVIS, LAMECIA		--	--	--	--	--	--	--	--	--	--	--	--	--	--	--	DNP
	Team Totals								0	1	1				0			
	TOTALS		18	41	1	9	8	11	9	18	27	20	45	10	10	1	5	160

Deadball Rebounds: 2, 0: 2

Tot FG %:	1st Half:	11-20	.550	2nd Half:	7-21	.333	Game:	.439
3-Pt FG %:	1st Half:	1- 2	.500	2nd Half:	0- 7	.000	Game:	.111
FT % :	1st Half:	1- 1	1.000	2nd Half:	7-10	.700	Game:	.727

MEIGS COUNTY HIGH SCHOOL (36-1)

MCHS (HOME)			Total FG	Total AT	3-Pts FG	3-Pts AT	FT	AT	Rebounds OF	DF	To	PF	TP	A	TO	BK	ST	MN
3	Irwin, Pam	f	5	6	0	0	4	5	1	1	2	2	14	1	2	1	3	31
31	Grooms, Denise	f	4	9	2	4	3	6	1	3	4	2	13	1	2	0	1	32
13	Greene, Misty	c	6	12	1	4	4	6	1	5	6	3	17	1	0	0	1	32
35	Simmons, Tanya	g	2	4	0	1	0	0	0	5	5	4	4	2	2	0	0	16
43	Jones, Leah	g	2	5	0	1	1	2	1	0	1	2	5	4	4	0	4	32-
25	Letner, Becky		0	0	0	0	0	0	1	0	1	0	0	1	0	0	0	17
11	Hutsell, Cindy		--	--	--	--	--	--	--	--	--	--	--	--	--	--	--	DNP
15	Meadows, Wendy		--	--	--	--	--	--	--	--	--	--	--	--	--	--	--	DNP
21	Renner, Danah		--	--	--	--	--	--	--	--	--	--	--	--	--	--	--	DNP
41	Brown, Autumn		--	--	--	--	--	--	--	--	--	--	--	--	--	--	--	DNP
45	Oran, Crystal		--	--	--	--	--	--	--	--	--	--	--	--	--	--	--	DNP
53	Wilson, Amber		--	--	--	--	--	--	--	--	--	--	--	--	--	--	--	DNP
55	Harris, Nacole		--	--	--	--	--	--	--	--	--	--	--	--	--	--	--	DNP
	Team Totals								0	1	1				0			
	TOTALS		19	36	3	10	12	19	5	15	20	13	53	10	10	1	9	160

Deadball Rebounds: 1, 0: 1

Tot FG %:	1st Half:	12-21	.571	2nd Half:	7-15	.467	Game:	.528
3-Pt FG %:	1st Half:	1- 3	.333	2nd Half:	2- 7	.286	Game:	.300
FT % :	1st Half:	4- 6	.667	2nd Half:	8-13	.615	Game:	.632

	1st	2nd	OT	OT	Tot
MAHS	24	21			45
MCHS	29	24			53

	1	2	3	4	FINAL
Marshall County	13	11	10	11	45
Meigs County	16	13	12	12	53

OFFICIALS: DALE CLARK, DAN BENNETT, JOHN BAILEY

Technical Fouls: none

Attendance: 3982

Comments: TSSAA CLASS AA SEMIFINALS

01
CURRENT STATS - HALFTIME CompuSTATS / San Diego,CA (619)296-7834

MARSHALL COUNTY HIGH SCHOOL Date: March 10, 1995

MAHS (VISITORS)		FG	AT	FG	AT	FT	AT	OF	DF	To	PF	TP	A	TO	BK	ST	MN
		Total-3-pts						Rebounds									
21 GILBERT,MIKITA	f	2	3	0	0	0	0	0	2*	2	3*	4	0	0	0	0	7
30 KLINK,SHERRI	f	1	2	0	0	0	0	2*	2*	4*	0	2	0	0	0	0	11
32 HAISLIP,NICKY	c	0	2	0	1*	0	0	1	1	2	2	0	2*	2	0	0	16
24 MORRIS,JILL	g	4*	6*	1*	1*	1*	1*	0	1	1	0	10*<	2*	3*	0	1*	16
25 MAXWELL,ANGIE	g	3	4	0	0	0	0	0	2*	2	1	6	2*	0	0	0	16
11 REESE,STEPHANIE		0	0	0	0	0	0	0	0	0	0	0	0	0	0	0	0
13 CRUTCHER,NAKIA		0	0	0	0	0	0	0	0	0	0	0	0	0	0	0	0
14 DAVIS,ANDREA		0	0	0	0	0	0	0	0	0	0	0	0	0	0	0	0
15 HEIRHOLZER,DAWN		0	0	0	0	0	0	0	0	0	0	0	0	0	0	0	0
22 FAGAN,LISA		0	0	0	0	0	0	0	0	0	1	0	0	0	0	0	5
23 PARKS,CANDACE		1	3	0	0	0	0	0	0	0	1	2	1	0	0	0	9
31 KNICKERBOCKER,CHERIE		0	0	0	0	0	0	0	0	0	0	0	0	0	0	0	0
33 DAVIS,LAMECIA		0	0	0	0	0	0	0	0	0	0	0	0	0	0	0	0
Team Totals								0	0	0				5			
TOTALS		11	20	1	2	1	1	3	8	11	8	24	7	5	0	1	80

Deadball Rebounds: 0, 0: 0

Tot FG %:	1st Half:	11-20 .550	2nd Half:	0- 0 .000	Game:	.550
3-Pt FG %:	1st Half:	1- 2 .500	2nd Half:	0- 0 .000	Game:	.500
FT % :	1st Half:	1- 1 1.000	2nd Half:	0- 0 .000	Game:	1.000

MEIGS COUNTY HIGH SCHOOL

MCHS (HOME)		FG	AT	FG	AT	FT	AT	OF	DF	To	PF	TP	A	TO	BK	ST	MN
		Total-3-Pts						Rebounds									
03 Irwin,Pam	f	2	2	0	0	0	0	0	1	1	2*	4	1	1	0	1	15
31 Grooms,Denise	f	2	6	0	1*	1	2	1*	1	2*	0	5	1	0	0	0	16
13 Greene,Misty	c	5*	7*	1*	1*	3*	4*	0	2*	2*	1	14*<	1	0	0	0	16
35 Simmons,Tanya	g	1	3	0	1*	0	0	0	2*	2*	1	2	2	2*	0	0	8
43 Jones,Leah	g	2	3	0	0	0	0	1*	0	1	1	4	3*	1	0	3*	16
11 Hutsell,Cindy		0	0	0	0	0	0	0	0	0	0	0	0	0	0	0	0
15 Meadows,Wendy		0	0	0	0	0	0	0	0	0	0	0	0	0	0	0	0
21 Renner,Danah		0	0	0	0	0	0	0	0	0	0	0	0	0	0	0	0
25 Letner,Becky		0	0	0	0	0	0	1*	0	1	0	0	1	0	0	0	9
41 Brown,Autumn		0	0	0	0	0	0	0	0	0	0	0	0	0	0	0	0
45 Oran,Crystal		0	0	0	0	0	0	0	0	0	0	0	0	0	0	0	0
53 Wilson,Amber		0	0	0	0	0	0	0	0	0	0	0	0	0	0	0	0
55 Harris,Nacole		0	0	0	0	0	0	0	0	0	0	0	0	0	0	0	0
Team Totals								0	0	0				4			
TOTALS		12	21	1	3	4	6	3	6	9	5	29	9	4	0	4	80

Deadball Rebounds: 0, 0: 0

Tot FG %:	1st Half:	12-21 .571	2nd Half:	0- 0 .000	Game:	.571
3-Pt FG %:	1st Half:	1- 3 .333	2nd Half:	0- 0 .000	Game:	.333
FT % :	1st Half:	4- 6 .667	2nd Half:	0- 0 .000	Game:	.667

* - Denotes high in that category

MCHS: largest lead: 6 No. of leads: 6
MAHS: largest lead: 6 No. of leads: 3

Lead Changes: 3 No. of Ties: 5

Marshall County 13 11
Meigs County 16 13

1991 Class AA State Girls' Basketball Tournament

March 13 - March 16, 1991 · Middle Tennessee State University - Murfreesboro



FINAL

OFFICIAL NCAA® BASKETBALL BOX SCORE

Date 3-14-91 Site Murfreesboro, TN

VISITORS (Last name, first) (Indicate starters with an asterisk)

No.	Marshall CO. (18-16)	Total FG FG	Total FG FGA	3-point FG	3-point FGA	FT	FTA	Rebounds Off.	Rebounds Def.	Rebounds Tot.	PF	TP	A	TO	BLK	S	MIN
11	Carla Hardin	0	2	0	0	0	1	0	0	0	2	0	1	2	0	1	
22	Sharonda Campbell	4	9	0	0	1	2	3	3	6	4	9	0	3	0	0	
23	Shonda Sparrow	2	5	1	3	0	0	1	1	2	4	5	3	2	0	0	
24	Ava Radley	2	8	1	1	0	0	1	0	1	1	5	1	0	0	0	
31	Tonya Hampton	2	6	0	0	2	5	2	6	8	2	6	1	2	0	1	
10	Alissa Morris												0	2	0	0	
12	Lynda Osterhout																
13	Beth Young	1	1	0	0	0	2	0	0	0	3	2	0	1	0	0	
14	Kelly Miller	0	0	0	0	0	0	0	0	0	1	0	1	1	0	0	
15	Joy Lambert	0	0	0	0	0	0	0	0	0	0	0	0	0	0	0	
20	Kaye Higdon																
21	Brandi White																
25	Tra McLean	2	4	0	0	1	2	4	1	5	0	5	0	0	0	0	
30	Angie McDaniel																
32	Wendy Hargrove	0	4	0	1	0	0	2	0	2	4	0					
	TEAM REBOUNDS (included in Totals)																
	TOTALS	13	39	2	5	4	12	13	11	24	21	32	7	13	0	2	

TOTAL FG%: 1st half .250 (5-20) 2nd half 7-18 (.333) Game 13-39 (.333) Deadball rebounds

3-Pt. FG%: 1st half .400 (2-5) 2nd half 0-0 (.000) Game 2-5 (.400)

FT%: 1st half .429 (3-7) 2nd half 4-12 (.200) Game 4-12 (.200)

HOME (Last name, first) (Indicate starters with an asterisk)

No.	Livingston Academy (32-0)	Total FG FG	Total FG FGA	3-point FG	3-point FGA	FT	FTA	Rebounds Off.	Rebounds Del.	Rebounds Tot.	PF	TP	A	TO	BLK	S	MIN
10	Amellia Adcock	1	3	0	1	2	3	1	3	4	0	4	8	3	0	0	
23	Marla Shell	0	2	0	0	4	5	2	0	2	1	4	1	3	0	3	
24	Shonda Davis	0	2	0	0	3	7	2	3	5	3	3	2	3	0	0	
42	Amy Brown	12	22	0	0	3	4	3	6	9	2	27	1	0	1	0	
53	Penny Johnson	1	6	0	0	1	2	1	4	5	3	3	0	0	0	1	
5	Monica Smith	1	1	0	0	0	0	0	0	0	0	2	0	0	0	0	
11	Dana Mabry																
12	Kim Deck																
20	Jamie Parrott	4	4	0	0	4	6	1	3	4	2	12	2	2	0	0	
22	Connie Bilbrey																
30	Lori Miller																
32	Sonia Davis																
33	Kristy Barrett	1	1	0	0	3	3	0	0	0	0	5	0	0	0	0	
51	Sheri Cureman																
	TEAM REBOUNDS (included in Totals)								2								
	TOTALS	20	41	0	1	20	30	10	19	32	11	60	14	11	1	4	

TOTAL FG%: 1st half .429 (9-21) 2nd half .555 (11-20) Game .488 (20-41) Deadball rebounds 1

3-Pt. FG%: 1st half .000 (0-0) 2nd half .000 (0-0) Game .000 (0-1)

FT%: 1st half .500 (4-8) 2nd half 16-22 (.727) Game .667 (20-30)

Technical fouls:

Attendance:

Officials:

SCORE BY PERIODS	1st H.		2nd H.		OT	OT	FINAL
Marshall	9	6	6	11			32
Livingston	11	11	14	24			60

NCAA 6649-8/89

Half

OFFICIAL NCAA® BASKETBALL BOX SCORE

Date 3-14-91 Site Murfreesboro, TN.

VISITORS (Last name, first) (Indicate starters with an asterisk)

No.	Marshall CO.	Total FG FG	Total FG FGA	3-point FG	3-point FGA	FT	FTA	Rebounds Off	Rebounds Def	Rebounds Tot.	PF	TP	A	TO	BLK	S	MIN
11	Carla Hardin	0	2	0	0	0	1	0	0	0	1	0	1	0	0	1	
22	Sharonda Campbell	0	1	0	0	0	0	1	0	1	3	0	0	0	0	0	
23	Shonda Sparrow	2	5	1	3	0	0	1	1	2	2	5	2	1	0	0	
24	Ava Radley	2	6	1	1	0	0	0	0	0	1	5	1	0	0	0	
31	Tonya Hampton	1	3	0	0	2	5	2	5	7	1	4	0	0	0	1	
10	Alissa Morris																
12	Lynda Osterhout																
13	Beth Young																
14	Kelly Miller																
15	Joy Lambert																
20	Kaye Higdon																
21	Brandi White																
25	Era McLean	0	1	0	0	1	2	3	1	4	0	1	0	0	0	0	
30	Angie McDaniel																
~~32~~	~~Wendy Hargrove~~	0	2	0	1	0	0	1	0	1	0	0					
	TEAM REBOUNDS (included in Totals)																
	TOTALS	5	20	2	5	3	7	8	7	15	8	15					

TOTAL FG%: 1st half .250 (5-20) 2nd half _____ Game _____ Deadball rebounds 2

3-Pt. FG%: 1st half .400 (2-5) 2nd half _____ Game _____

FT%: 1st half .429 (3-7) 2nd half _____ Game _____

HOME (Last name, first) (Indicate starters with an asterisk)

No.	Livingston Academy	Total FG FG	Total FG FGA	3-point FG	3-point FGA	FT	FTA	Rebounds Off.	Rebounds Del.	Rebounds Tot.	PF	TP	A	TO	BLK	S	MIN
10	Amellia Adcock	0	1	0	1	0	0	1	1	2	0	0	6	1	0	0	
23	Marla Shell	0	1	0	0	0	0	2	0	2	1	0	0	2	0	1	
24	Shona Davis	0	0	0	0	0	0	0	2	2	3	0	0	1	0	0	
42	Amy Brown	5	12	0	0	1	2	1	5	6	1	11	1	0	0	0	
53	Penny Johnson	1	4	0	0	1	2	1	1	2	3	3	0	0	0	1	
5	Monica Smith																
11	Dana Mabry																
12	Kim Deck																
20	Jamie Parrott	3	3	0	0	2	4	0	3	3	0	8	0	1	0	0	
22	Connie Bilbrey																
30	Lori Miller																
32	Sonia Davis																
33	Kristy Barrett	0	0	0	0	0	0	0	0	0	0	0	0	0	0	0	
51	Sheri Curfman																
	TEAM REBOUNDS (included in Totals)								0								
	TOTALS	9	21	0	1	4	8	5	12	17	8	22					

TOTAL FG%: 1st half .429 (9-21) 2nd half _____ Game _____ Deadball rebounds 2

3-Pt. FG%: 1st half .000 (0-1) 2nd half _____ Game _____

FT%: 1st half .500 (4-8) 2nd half _____ Game _____

Technical fouls: _____

Attendance: _____

Officials: _____

SCORE BY PERIODS	1st H.	2nd H.	OT	OT	~~FINAL~~ Half
Marshall	9	6			15
Livingston	11	11			22

NCAA 6510 6/90

1990 Class AA State Girls' Basketball Tournament

March 14 - March 17, 1990 · Middle Tennessee State University - Murfreesboro

Game 1
Wed. Mar. 14 7:00 PM

Marshall Co. (23-8)	60
J. South Side (27-5)	56

Game 2
Wed. Mar. 14 8:30 PM

South Greene (30-5)	27
Livingston Academy (28-1)	53

Game 3
Thu. Mar. 15 11:30 AM

Roane Co. (24-9)	53
Mitchell (30-3)	60

3OT
Game 4
Thu. Mar. 15 1:00 PM

York Institute (24-8)	88
Loretto (25-5)	85

Game 5
Fri. Mar. 16 2:30 PM

Marshall Co.	59
Livingston Academy	72

Game 6
Fri. Mar. 16 5:30 PM

Mitchell	77
York Institute	58

Game 7
Sat. Mar. 17 6:00 PM

Livingston Academy	80
Mitchell	53

Livingston Academy
STATE CHAMPION

: AA

OFFICIAL NCAA BASKETBALL BOX SCORE 03-14-90 MURFREESBORO
FINAL BOX

VISITORS: JAX SOUTH SIDE 27-6

NO	PLAYER	FG	FGA	3P	3PA	FT	FTA	OR	DR	TOT	PF	PTS	A	TO	BLK	S	MIN
13	BEAMUS	8	17	1	2	4	5	4	0	4	5	21	2	1	0	2	21
22	BOND	5	10	0	0	4	7	2	1	3	3	14	2	3	0	2	27
23	C MOORE	3	8	0	0	0	0	4	4	8	3	6	0	1	0	0	29
44	R BARKER	1	7	0	2	2	2	0	0	0	4	4	2	1	0	0	28
45	J BARKER	5	15	1	6	0	2	1	1	2	1	11	2	0	0	0	19
55	HUBBARD	0	0	0	0	0	0	1	2	3	0	0	0	1	0	0	2
31	McNEIL	0	0	0	0	0	0	0	1	1	5	0	0	0	0	1	6
11	BROOMFIELD	0	3	0	0	0	1	2	2	4	1	0	3	3	0	0	20
21	GORDON	0	0	0	0	0	0	0	3	3	2	0	1	3	0	0	8
25	MULLINS	DNP-															
15	HEIDELBERG	DNP-															
50	HALE	DNP-															
12	M TAYLOR	DNP-															
33	D JONES	DNP-															
30	HURT	DNP-															
	TEAM REBOUNDS							1	1	0							
	TOTALS	22	60	2	10	10	17	15	15	30	24	56	12	13	0	5	160

TOTAL FG %: 1st Half 28.1 2nd Half 46.4 Game 36.7 DEADBALL
3 PT FG %: 1st Half 20.0 2nd Half 20.0 Game 20.0 REBOUNDS 2
FT %: 1st Half 62.5 2nd Half 55.6 Game 58.8

Technical Fouls: 0

HOME: MARSHALL CO. 24-8

NO	PLAYER	FG	FGA	3P	3PA	FT	FTA	OR	DR	TOT	PF	PTS	A	TO	BLK	S	MIN
12	MUSTAIN	0	2	0	1	0	0	0	2	2	1	0	5	4	0	1	19
20	CAMPBELL	6	10	0	0	6	11	6	3	9	4	18	1	3	5	0	32
24	SPARROW	1	3	1	3	2	3	0	4	4	4	5	5	8	0	0	34
31	HAMPTON	13	18	0	0	6	10	2	18	20	1	32	1	4	0	1	32
32	McLEAN	0	2	0	0	0	0	0	0	0	2	0	0	2	0	0	31
11	HARDIN	1	1	0	0	3	4	0	1	1	2	5	4	5	0	0	12
30	KNICKERBOCKER	DNP-															
40	HIGDON	DNP-															
44	MAYES	DNP-															
15	LAMBERT	DNP-															
22	R JOHNSON	DNP-															
34	Ke MILLER	DNP-															
	TEAM REBOUNDS							1	0	-1							
	TOTALS	21	36	1	4	17	28	9	28	37	14	60	16	26	5	2	160

TOTAL FG %: 1st Half 64.3 2nd Half 54.5 Game 58.3 DEADBALL
3 PT FG %: 1st Half 50.0 2nd Half 0.0 Game 25.0 REBOUNDS 2
FT %: 1st Half 50.0 2nd Half 71.4 Game 60.7

Technical Fouls: 0

OFFICIALS:
LEE MOSS
KENNETH GOUGE

SCORE BY PERIODS	1	2	OT	OT	OT	FINAL
JAX SOUTH SIDE	24	32				56
MARSHALL CO.	26	34				60

SCORE BY QUARTERS

JACKSON SOUTH SIDE	11	13	18	14
MARSHALL COUNTY	12	14	15	19

ATTENDANCE: TBA; TOURNAMENT: 1,387 (1 SESSION)

OFFICIAL NCAA BASKETBALL BOX SCORE 03-14-90 MURFREESBORO
FIRST HALF

VISITORS: JAX SOUTH SIDE

NO	PLAYER	FG	FGA	3P	3PA	FT	FTA	OR	DR	TOT	PF	PTS	A	TO	BLK	S	MIN
13	BEAMUS	5	12	1	2	4	5	4	0	4	2	15	1	1	0	2	16
22	BOND	1	6	0	0	1	2	0	0	0	3	3	1	3	0	1	11
23	C MOORE	1	4	0	0	0	0	3	2	5	1	2	0	0	0	0	16
44	R BARKER	1	3	0	1	0	0	0	0	0	1	2	2	1	0	0	12
45	J BARKER	1	5	0	2	0	0	0	1	1	0	2	1	0	0	0	9
33	D JONES	DNP-															
55	HUBBARD	0	0	0	0	0	0	1	2	3	0	0	0	1	0	0	2
31	McNEIL	0	0	0	0	0	0	0	1	1	3	0	0	0	0	1	3
30	HURT	DNP-															
25	MULLINS	DNP-															
15	HEIDELBERG	DNP-															
50	HALE	DNP-															
12	M TAYLOR	DNP-															
11	BROOMFIELD	0	2	0	0	0	1	1	1	2	1	0	1	2	0	0	7
21	GORDON	0	0	0	0	0	0	0	1	1	1	0	0	0	0	0	4
	TEAM REBOUNDS							1	0	0							
	TOTALS	9	32	1	5	5	8	10	8	18	12	24	6	8	0	4	80

TOTAL FG %: 1st Half 28.1 2nd Half Game 28.1 DEADBALL
3 PT FG %: 1st Half 20.0 2nd Half Game 20.0 REBOUNDS 1
FT %: 1st Half 62.5 2nd Half Game 62.5

Technical Fouls: 0

HOME: MARSHALL CO.

NO	PLAYER	FG	FGA	3P	3PA	FT	FTA	OR	DR	TOT	PF	PTS	A	TO	BLK	S	MIN
12	MUSTAIN	0	0	0	0	0	0	0	0	0	0	0	1	3	0	0	7
20	CAMPBELL	3	5	0	0	3	7	2	0	2	2	9	1	2	4	0	16
24	SPARROW	1	2	1	2	2	2	0	3	3	2	5	3	2	0	0	16
31	HAMPTON	5	6	0	0	2	5	0	11	11	1	12	1	3	0	1	16
32	McLEAN	0	1	0	0	0	0	0	0	0	1	0	0	2	0	0	16
11	HARDIN	0	0	0	0	0	0	0	1	1	1	0	1	3	0	0	9
30	KNICKERBOCKER	DNP-															
40	HIGDON	DNP-															
44	MAYES	DNP-															
15	LAMBERT	DNP-															
22	R JOHNSON	DNP-															
34	Ke MILLER	DNP-															
	TEAM REBOUNDS							0	0	-2							
	TOTALS	9	14	1	2	7	14	2	15	17	7	26	7	16	4	1	80

TOTAL FG %: 1st Half 64.3 2nd Half Game 64.3 DEADBALL
3 PT FG %: 1st Half 50.0 2nd Half Game 50.0 REBOUNDS 2
FT %: 1st Half 50.0 2nd Half Game 50.0

Technical Fouls: 0

OFFICIALS:
LEE MOSS
KENNETH GOUGE

SCORE BY PERIODS	1	2	OT	OT	OT	FINAL
JAX SOUTH SIDE	24					24
MARSHALL CO.	26					26

SCORE BY QUARTERS

JACKSON SOUTH SIDE	11	13
MARSHALL COUNTY	12	14

ATTENDANCE: TBA: TOURNAMENT: 1,387 (1 SESSION)

AA Girls

OFFICIAL NCAA BASKETBALL BOX SCORE 03-16-90 MURFREESBORO
FINAL BOX

VISITORS: LIVINGSTON ACA 30-1

NO	PLAYER	FG	FGA	3P	3PA	FT	FTA	OR	DR	TOT	PF	PTS	A	TO	BLK	S	MIN
00	L SMITH	3	5	1	3	5	6	1	1	2	2	12	3	1	2	3	30
10	ADCOCK	0	2	0	1	0	0	0	2	2	1	0	9	1	0	0	29
15	WHITE	3	6	2	4	0	0	2	3	5	0	6	4	0	0	1	30
21	MAXWELL	11	15	0	0	2	2	0	1	1	3	24	1	2	1	0	30
42	A BROWN	8	12	0	0	4	4	2	2	4	4	20	0	3	0	0	32
20	PARROTT	0	1	0	0	0	0	0	0	0	0	0	0	0	0	0	2
22	RINGLEY	0	0	0	0	0	0	1	0	1	0	0	0	1	0	0	2
23	SHELL	1	1	0	0	1	1	0	0	0	0	3	0	0	0	1	3
33	K GARRETT	0	0	0	0	5	6	0	1	1	1	5	0	0	0	0	2
	TEAM REBOUNDS							0	2	1							
	TOTALS	26	42	3	8	17	19	6	12	18	11	72	17	8	3	5	160

TOTAL FG %:	1st Half	68.2	2nd Half	55.0	Game	61.9	DEADBALL	
3 PT FG %:	1st Half	50.0	2nd Half	25.0	Game	37.5	REBOUNDS	1
FT %:	1st Half	83.3	2nd Half	92.3	Game	89.5		

Technical Fouls: 0

HOME: MARSHALL CO. 24-9

NO	PLAYER	FG	FGA	3P	3PA	FT	FTA	OR	DR	TOT	PF	PTS	A	TO	BLK	S	MIN
12	MUSTAIN	3	4	0	0	0	0	0	0	0	1	6	3	1	0	0	29
20	CAMPBELL	6	10	0	0	1	1	3	3	6	4	13	0	0	1	0	26
24	SPARROW	5	9	5	8	0	0	1	3	4	3	15	5	10	0	0	31
31	HAMPTON	3	7	0	0	3	6	0	3	3	3	9	3	3	0	0	30
32	McLEAN	1	1	0	0	0	0	0	0	0	1	2	0	1	0	0	8
11	HARDIN	1	2	0	1	0	0	1	0	1	1	2	5	1	0	1	24
30	KNICKERBOCKER	1	2	0	0	0	0	1	1	2	0	2	0	0	0	0	4
40	HIGDON	0	0	0	0	0	0	0	0	0	1	0	0	0	0	0	1
44	MAYES	0	0	0	0	0	1	0	0	0	3	0	0	2	0	0	2
15	LAMBERT	0	0	0	0	0	0	0	0	0	0	0	0	0	0	0	1
22	R JOHNSON	0	1	0	1	0	0	0	0	0	1	0	0	0	0	0	2
34	Ke MILLER	0	0	0	0	0	0	0	0	0	0	0	0	0	0	0	2
	TEAM REBOUNDS							1	1	1							
	TOTALS	20	36	5	10	4	8	7	11	18	18	49	16	19	1	1	160

TOTAL FG %:	1st Half	64.7	2nd Half	47.4	Game	55.6	DEADBALL	
3 PT FG %:	1st Half	50.0	2nd Half	50.0	Game	50.0	REBOUNDS	1
FT %:	1st Half	100.0	2nd Half	42.9	Game	50.0		

Technical Fouls: 0

OFFICIALS:
RANDY CAGLE
SCOTTY COURTRIG

SCORE BY PERIODS	1	2	OT	OT	OT	FINAL
LIVINGSTON ACA	37	35				72
MARSHALL CO.	24	25				49

SCORE BY QUARTERS

LIVINGSTON ACAD.	22	15	15	20
MARSHALL COUNTY	11	13	10	15

PAID ATTENDANCE: 2,340; TOTAL ATTENDANCE: 5,540
TOURNAMENT PAID ATTENDANCE: 10,862 (5 SESSIONS)
SPARROW TIES TOURNEY RECORD, 5 3-PT FGM

OFFICIAL NCAA BASKETBALL BOX SCORE 03-16-90 MURFREESBORO
FIRST HALF

VISITORS: LIVINGSTON ACA

NO	PLAYER	FG	FGA	3P	3PA	FT	FTA	OR	DR	TOT	PF	PTS	A	TO	BLK	S	MIN
00	L SMITH	2	3	0	1	1	2	0	0	0	0	5	3	1	1	2	16
10	ADCOCK	0	2	0	1	0	0	0	2	2	1	0	5	1	0	0	16
15	WHITE	2	3	2	2	0	0	2	1	3	0	6	2	0	0	1	16
21	MAXWELL	7	9	0	0	0	0	0	0	0	2	14	1	2	1	0	16
42	A BROWN	4	5	0	0	4	4	1	0	1	2	12	0	1	0	0	16
20	PARROTT	DNP-															
22	RINGLEY	DNP-															
23	SHELL	DNP-															
33	K GARRETT	DNP-															
	TEAM REBOUNDS							0	0	-1							
	TOTALS	15	22	2	4	5	6	3	3	6	5	37	11	5	2	3	80

TOTAL FG %:	1st Half	68.2	2nd Half		Game	68.2	DEADBALL
3 PT FG %:	1st Half	50.0	2nd Half		Game	50.0	REBOUNDS 1
FT %:	1st Half	83.3	2nd Half		Game	83.3	

Technical Fouls: 0

HOME: MARSHALL CO.

NO	PLAYER	FG	FGA	3P	3PA	FT	FTA	OR	DR	TOT	PF	PTS	A	TO	BLK	S	MIN
12	MUSTAIN	1	1	0	0	0	0	0	0	0	1	2	1	0	0	0	16
20	CAMPBELL	5	8	0	0	1	1	3	1	4	2	11	0	0	1	0	16
24	SPARROW	1	2	1	2	0	0	0	1	1	1	3	3	8	0	0	15
31	HAMPTON	2	4	0	0	0	0	0	2	2	2	4	2	1	0	0	16
32	McLEAN	1	1	0	0	0	0	0	0	0	1	2	0	1	0	0	7
11	HARDIN	1	1	0	0	0	0	0	0	0	0	2	1	1	0	0	10
30	KNICKERBOCKER	DNP-															
40	HIGDON	DNP-															
44	MAYES	DNP-															
15	LAMBERT	DNP-															
22	R JOHNSON	DNP-															
34	Ke MILLER	DNP-															
	TEAM REBOUNDS							0	0	0							
	TOTALS	11	17	1	2	1	1	3	4	7	7	24	7	12	1	0	80

TOTAL FG %:	1st Half	64.7	2nd Half		Game	64.7	DEADBALL
3 PT FG %:	1st Half	50.0	2nd Half		Game	50.0	REBOUNDS 0
FT %:	1st Half	100.0	2nd Half		Game	100.0	

Technical Fouls: 0

OFFICIALS:
RANDY CAGLE
SCOTTY COURTRIG

SCORE BY PERIODS	1	2	OT	OT	OT	FINAL
LIVINGSTON ACA	37					37
MARSHALL CO.	24					24

SCORE BY QUARTERS

LIVINGSTON ACAD.	22	15
MARSHALL COUNTY	11	13

TOURNAMENT PAID ATTENDANCE: 8,522 (4 SESSIONS)

1984 Class AA State Girls' Basketball Tournament

March 14 - March 17, 1984 · Middle Tennessee State University - Murfreesboro

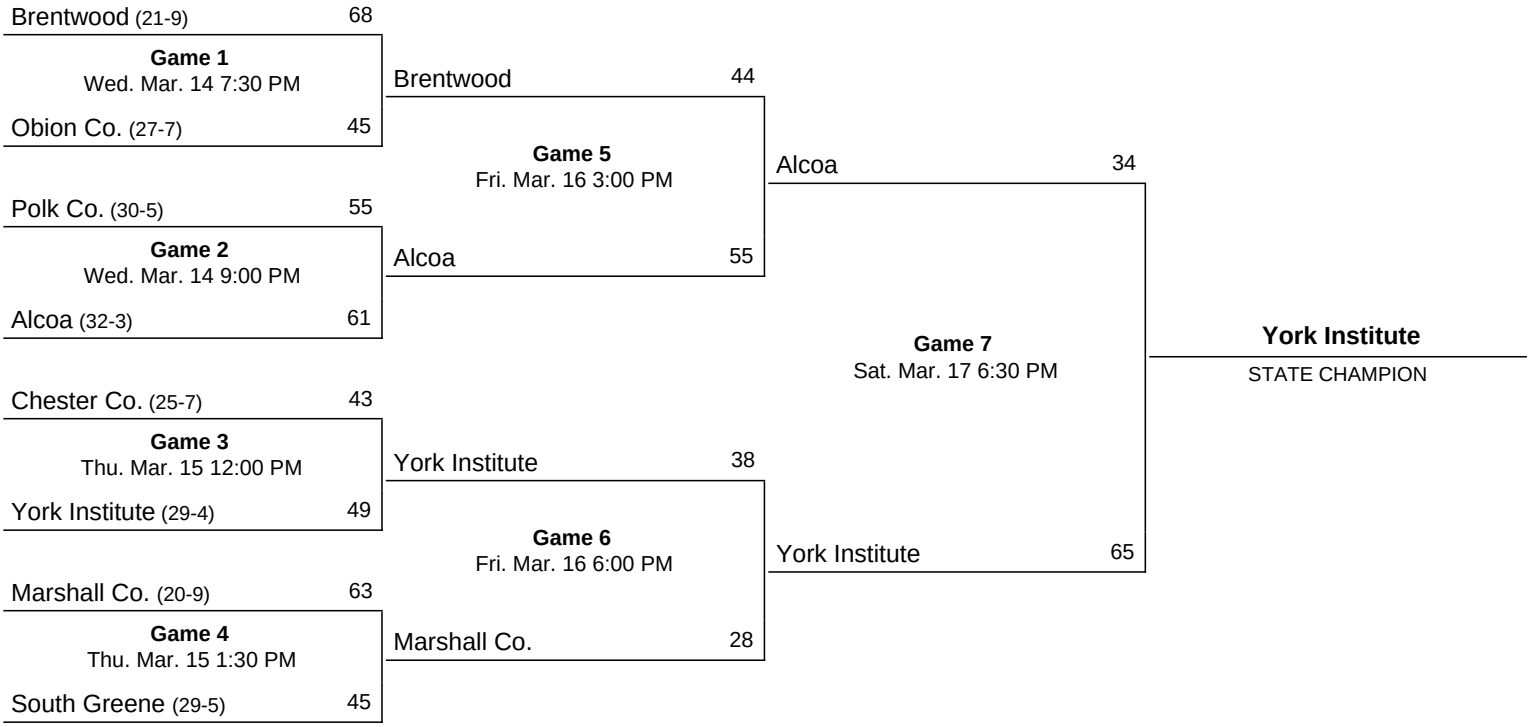

8

OFFICIAL NCAA BASKETBALL BOX SCORE

Date 2-13-87 at Portsmouth, Ohio

VISITORS (Last Name, First)

No.	South Greene		FG	FGA	FT	FTA	REB	PF	TP	MIN	A	TO	BLK
34	Hopson, Nicole	f	5	13	8	11	3	5	18				
42	Wedding, Michelle	f	4	14	5	8	10	3	13				
50	Fortner, Myra	c	2	4	0	0	3	3	4				
12	Gunter, Penny	g	2	4	1	2	4	5	5				
22	Bowers, Deanna	g	0	1	2	2	4	3	2				
20	Cobble, Gwen		1	3	0	0	1	0	2				
30	Norton, Kim		0	1	1	2	2	1	1				
10	Parton, Cindy		0	4	0	0	0	1	0				
52	Helbert, Tonda		0	0	0	0	0	0	0				
44	Sutherland, Janet		0	0	0	0	2	0	0				
40	Reaves, Beth		0	0	0	0	0	1	0				
	TEAM REBOUNDS (Included in Totals)						2						
	TOTALS		14	44	17	25	31	22	45	—	—	18	—

FG %: 1st Half .500 (8-16) 2nd Half _____ Game .318

FT %: 1st Half .571 (4-7) 2nd Half _____ Game .680

Deadball Rebounds 2

HOME

No.	Marshall County		FG	FGA	FT	FTA	REB	PF	TP	MIN	A	TO	BLK
24	McKnight, Kim	f	1	2	5	7	4	2	7				
40	Caderas, Manuela	f	0	2	0	0	3	3	0				
42	Braden, Sissy	c	11	19	2	5	10	3	24				
22	Burns, Michelle	g	2	5	4	5	1	1	8				
55	Higgins, Tracy	g	6	7	2	2	4	4	14				
14	Hobbs, Bambi		1	3	4	4	0	2	6				
45	Franklin, Janice		1	4	0	0	5	2	2				
10	Edens, Lisa		0	0	0	0	0	0	0				
44	Gower, Lisa		1	2	0	0	0	0	2				
33	Thomison, Missy		0	0	0	0	0	0	0				
32	Hightower, Felicia		0	1	0	1	1	1	0				
	TEAM REBOUNDS (Included in Totals)						0						
	TOTALS		23	45	17	24	28	18	63	—	—	11	—

FG %: 1st Half .579 (11-19) 2nd Half _____ Game .511

FT %: 1st Half .750 (3-4) 2nd Half _____ Game .708

Deadball Rebounds 1

OFFICIALS: Leon Rash, Smitty Price

Technical Fouls: _____

Attendance _____

Copyright 1983 National Collegiate Athletic Association

SCORE BY PERIODS	1st H.		2nd H.		OT	OT	F
South Greene	7	13	7	18			
Marshall Co.	14	11	13	25			

OFFICIAL NCAA BASKETBALL BOX SCORE

Date 3-15-84 Site Murfreesboro, Tenn.

VISITORS (Last Name, First)

No.	South Greene		FG	FGA	FT	FTA	REB	PF	TP	MIN	A	TO	BLK	S
34	Hopson, Nicole	f	3	6	2	5	1	2	8					
42	Wedding, Michelle	f	3	7	2	2	2	0	8					
50	Fortner, Myra	c	1	2	0	0	3	2	2					
12	Gunter, Penny	g	1	1	0	0	2	1	2					
22	Bowers, Deanna	g	0	0	0	0	2	1	0					
	TEAM REBOUNDS (Included in Totals)						1							
	TOTALS		8	16	4	7	11	6	20			6		

FG %: 1st Half .500 2nd Half _____ Game _____ Deadball Rebounds 0

FT %: 1st Half .571 2nd Half _____ Game _____

HOME:

No.	Marshall County		FG	FGA	FT	FTA	REB	PF	TP	MIN	A	TO	BLK	S
24	McKnight, Kim	f	1	2	1	2	1	1	3					
40	Caderas, Manuela	f	0	2	0	0	2	3	0					
42	Braden, Sissy	c	6	9	0	0	2	0	12					
22	Burns, Michelle	g	1	2	0	0	0	0	2					
55	Higgins, Tracy	g	3	4	2	2	2	2	8					
	TEAM REBOUNDS (Included in Totals)						0							
	TOTALS		11	19	3	4	7	6	25			2		

FG %: 1st Half .579 2nd Half _____ Game _____ Deadball Rebounds 0

FT %: 1st Half .750 2nd Half _____ Game _____

OFFICIALS: _____

Technical Fouls: _____

Attendance _____

Copyright 1983 National Collegiate Athletic Association

SCORE BY PERIODS	1st H.	2nd H.	OT	OT	FIN
South Greene	7	13			
Marshall Co.	14	11			

16

OFFICIAL NCAA BASKETBALL BOX SCORE

Date 3-16-84 Site Murfreesboro, Tenn.

VISITORS (Last Name, First)

No.	Marshall Co. (21-10)		FG	FGA	FT	FTA	REB	PF	TP	MIN	A	TO	BLK
40	Caderas, Manuela	f	1	6	0	0	3	0	2				
42	Braden, Sissy	f	2	9	0	0	6	2	4				
55	Higgins, Tracy	c	2	2	0	1	2	4	4				
22	Burns, Michelle	g	4	7	0	0	3	3	8				
24	McKnight, Kim	g	4	10	0	1	4	2	8				
14	Hobbs, Bambi		0	1	0	0	0	0	0				
45	Franklin, Janice		0	1	0	0	1	1	0				
10	Edens, Lisa		1	4	0	0	1	1	2				
	TEAM REBOUNDS (Included in Totals)						3						
	TOTALS		14	40	0	2	23	13	28			10	

FG %: 1st Half .316 (6-19) 2nd Half _____ Game .350 Deadball Rebounds 0

FT %: 1st Half .000 (0-1) 2nd Half _____ Game .000

HOME

No.	York Institute		FG	FGA	FT	FTA	REB	PF	TP	MIN	A	TO	BLK
23	Byrd, Donna	f	0	2	2	4	1	0	2				
31	Cargile, Kellye	f	3	9	2	2	6	0	8				
45	Davis, Teresa	c	4	8	6	7	9	2	14				
33	Tipton, Mary	g	3	3	2	2	2	2	8				
43	Evans, Lori	g	1	4	2	2	1	3	4				
11	Beeler, Sherry		1	3	0	0	1	0	2				
35	Owens, Tonya		0	1	0	0	0	1	0				
25	Upchurch, Annette		0	0	0	0	0	0	0				
	TEAM REBOUNDS (Included in Totals)						5						
	TOTALS		12	30	14	17	25	8	38			10	

FG %: 1st Half .474 (9-19) 2nd Half _____ Game .400 Deadball Rebounds 1

FT %: 1st Half .000 (0-0) 2nd Half _____ Game .823

OFFICIALS: Jack Carey, Roger Shane

Technical Fouls:

Attendance

Copyright 1983 National Collegiate Athletic Association

SCORE BY PERIODS	1st H.		2nd H.		OT	OT	FINAL
Marshall Co.	4	8	6	10			28
York	6	12	5	15			38

OFFICIAL NCAA BASKETBALL BOX SCORE

Date 3-16-84 Site Murfreesboro, Tenn.

VISITORS (Last Name, First)

No.	Marshall County		FG	FGA	FT	FTA	REB	PF	TP	MIN	A	TO	BLK	S
40	Caderas, Marketta	f	1	5	0	0	1	0	2					
42	Braden, Sissy	f	1	6	0	0	5	0	2					
55	Higgins, Tracy	c	2	2	0	1	2	2	4					
22	Burns, Michelle	g	2	4	0	0	1	0	4					
24	McKnight, Kim	g	0	2	0	0	1	0	0					
	TEAM REBOUNDS (Included in Totals)						1							
	TOTALS		6	19	0	1	11	2	12			3		

FG %: 1st Half .316 2nd Half _____ Game _____ Deadball Rebounds 0

FT %: 1st Half .000 2nd Half _____ Game _____

HOME

No.	York Institute		FG	FGA	FT	FTA	REB	PF	TP	MIN	A	TO	BLK	S
23	Byrd, Donna	f	0	1	0	0	0	0	0					
31	Cargile, Kellye	f	2	4	0	0	3	0	4					
45	Davis, Teresa	c	3	5	0	0	6	2	6					
33	Tipton, Mary	g	3	3	0	0	1	0	6					
43	Evans, Lori	g	0	2	0	0	0	0	0					
11	Beeler, Sherry		1	3	0	0	1	0	2					
35	Owens, Tonya		0	1	0	0	0	1	0					
25	Upchurch, Annette		0	0	0	0	0	0	0					
	TEAM REBOUNDS (included in Totals)						2							
	TOTALS		9	19	0	0	13	3	18			4		

FG %: 1st Half .474 2nd Half _____ Game _____ Deadball Rebounds 0

FT %: 1st Half .000 2nd Half _____ Game _____

OFFICIALS: Jack Carey, Roger Shore

Technical Fouls:

Attendance

Copyright 1983 National Collegiate Athletic Association

SCORE BY PERIODS

	1st H.	2nd H.	OT	OT	FINAL
Marshall Co.	4	8			
York Institute	6	12			

1980 Class AA State Girls' Basketball Tournament

March 4 - March 8, 1980 · Middle Tennessee State University - Murfreesboro

Game 1
Tue. Mar. 4 1:30 PM

Marshall Co. (23-2)	31
Cannon Co. (22-8)	24

Game 2
Tue. Mar. 4 7:30 PM

South Greene	45
Obion Co.	36

Game 3
Wed. Mar. 5 3:00 PM

Chester Co.	45
Humboldt	42

Game 4
Wed. Mar. 5 9:00 PM

Chuckey-Doak	37
Roane Co.	33

Game 5
Thu. Mar. 6 7:30 PM

Marshall Co.	54
South Greene	33

Game 6
Thu. Mar. 6 9:00 PM

Chester Co.	38
Chuckey-Doak	35

Game 7
Sat. Mar. 8 7:00 PM

Marshall Co.	36
Chester Co.	29

Marshall Co.
STATE CHAMPION

OFFICIAL NCAA BASKETBALL BOX SCORE Date MAR 4, 1980 Site Murfreesboro, TN

— Final —

VISITORS (Last Name, First)

No.	Cannon County		FG	FGA	FT	FTA	REB	PF	TP	A	TO	BLK	S	MIN
13	Byfors, Becky	f	4	7	1	2	6	2	9	1	3			
35	Prater, Dana	f	4	10	0	0	6	2	8	1	2			
25	Gannon, Connie	c	2	3	1	2	5	1	5	0	1			
33	Hayes, Shannon	g	1	8	0	0	2	3	2	2	4			
21	Tenpenny, Cindy	g	0	3	0	0	4	2	0	0	2			
	TEAM REBOUNDS (Included in Totals)						1							
	TOTALS		11	31	2	4	24	10	24	4	12			

FG %: 1st Half _____ 2nd Half _____ Game 35.4% Deadball Rebounds _____

FT %: 1st Half _____ 2nd Half _____ Game 50%

HOME

No.	Marshall County		FG	FGA	FT	FTA	REB	PF	TP	A	TO	BLK	S	MIN
00	Thomison, Mary	f	2	5	3	5	6	2	7	1	1			
10	Kelso, Dottie	f	0	5	0	0	2	0	0	6	3			
20	Shelton, Angie	c	2	9	2	3	1	1	6	0	2			
31	Ussery, Lisa	g	5	14	1	4	4	0	11	0	1			
34	Kelso, Patrease	g	3	6	1	1	6	3	7	0	1			
	TEAM REBOUNDS (Included in Totals)						2							
	TOTALS		12	39	7	13	21	6	31	7	8			

FG %: 1st Half _____ 2nd Half _____ Game 30.8% Deadball Rebounds _____

FT %: 1st Half _____ 2nd Half _____ Game 53.8%

OFFICIALS: Jim Jefferson & Henry Pittman

Technical Fouls: Cannon Co. (Bench)

Attendance 2,000 (est.)

©by National Collegiate Athletic Association 1976

SCORE BY PERIODS	1st H.	2nd H.	3rd	4th	FINAL
Cannon County	6	6	6	6	24
Marshall County	8	7	9	7	31

OFFICIAL NCAA BASKETBALL BOX SCORE Date Fri 3/4/80 Site Murfreesboro, TN

VISITORS (Last Name, First) — Halftime —

No.	Cannon County		FG	FGA	FT	FTA	REB	PF	TP	A	TO	BLK	S	MIN
43	Byfors, Becky	f	3	5	1	2	5	1	7	0	1			
35	Prater, Dana	f	2	5	0	0	5	2	4	1	2			
35	Gannon, Connie	c	0	1	1	2	3	0	1	0	1			
53	Hayes, Shannon	g	0	4	0	0	1	2	0	1	2			
21	Tenpenny, Cindy	g	0	2	0	0	3	0	6	0	1			
	TEAM REBOUNDS (Included in Totals)						3							
	TOTALS		5	17	2	4	20	5	12	2	7			

FG %: 1st Half 29.4 2nd Half _____ Game _____ Deadball Rebounds _____

FT %: 1st Half 50% 2nd Half _____ Game _____

HOME

No.	Marshall County		FG	FGA	FT	FTA	REB	PF	TP	A	TO	BLK	S	MIN
00	Thomison, Mary	f	2	4	2	3	4	1	6	0	1			
20	Kelso, Dottie	f	0	2	0	0	2	0	0	4	1			
30	Shelton, Angie	c	0	6	2	2	1	1	2	0	1			
31	Vssery, Lisa	g	3	9	1	4	4	0	7	0	0			
34	Kelso, Patrease	g	0	3	0	0	1	2	0	0	0			
	TEAM REBOUNDS (Included in Totals)						3							
	TOTALS		5	24	5	9	15	4	15	4	3			

FG %: 1st Half 20.8 2nd Half _____ Game _____ Deadball Rebounds _____

FT %: 1st Half 55.5 2nd Half _____ Game _____

OFFICIALS: Jim Jefferson & Henry Pittman

Technical Fouls: Cannon Co. (Bench)

Attendance _____

©by National Collegiate Athletic Association 1976

SCORE BY PERIODS	1st H.	2nd H.	3rd	4th	HALFTIME
Cannon County	6	6			12
Marshall County	8	7			15

13

OFFICIAL NCAA BASKETBALL BOX SCORE

Date 3-6-80 Site Murphy Center

-Final-

VISITORS (Last Name, First)

No.	South Greene	FG	FGA	FT	FTA	REB	PF	TP	A	TO	BLK	S	MIN
10	Parham, Cindy f	3	4	1	3	2	2	7	4	3			
0	Jones, Rhonda f	8	13	2	2	0	2	18	1	2			
0	Ray, Cindy c	0	0	0	0	1	1	0	0	0			
4	Parham, Beth g	1	1	0	0	1	1	2	1	2			
0	Brantley, Lisa g	3	5	0	0	0	0	6	0	3			
0	Shephard, Debbie	0	1	0	0	0	1	0	1	0			
4	Nease, Terrie	0	0	0	0	0	0	0	0	0			
2	Neas, Mona	0	0	0	0	0	0	0	0	0			
2	Brantley, Teresa	0	0	0	0	0	0	0	0	0			
3	Hopson, Robyn	0	1	0	0	0	0	0	0	0			
4	Goforth, Mary	0	0	0	0	0	0	0	0	0			
4	Jennings, Donnie	0	0	0	0	0	0	0	0	0			
	TEAM REBOUNDS (Included in Totals)					0							
	TOTALS	15	25	3	5	4	7	33	7	10			

FG %: 1st Half 61.5 2nd Half _____ Game 60%

FT %: 1st Half 66.6 2nd Half _____ Game 80%

Deadball Rebounds _____

HOME

No.	Marshall Co.	FG	FGA	FT	FTA	REB	PF	TP	A	TO	BLK	S	MIN
0	Kelso, Dottie f	1	1	0	0	1	1	2	2	0			
0	Shelton, Angie f	5	5	2	3	0	2	12	1	1			
0	Thomison, Mary c	5	5	2	5	0	2	12	3	3			
1	Ussery, Lisa g	10	16	0	0	2	0	20	1	1			
4	Kelso, Patrease g	4	4	0	0	2	2	8	0	0			
5	McMillen, Tracy	0	1	0	0	2	1	0	0	0			
2	McClain, Carletta	0	1	0	0	0	0	0	0	0			
0	Corbin, Lisa	0	2	0	1	0	0	0	0	1			
	Dickerson, Sara	0	0	0	0	0	0	0	0	0			
1	Van Westerop, Marlissa	0	0	0	0	1	1	0	0	0			
3	Mc Gonigal, Sheila	0	0	0	0	1	0	0	0	0			
5	Dickerson, Elizabeth	0	1	0	0	0	0	0	0	0			
	TEAM REBOUNDS (Included in Totals)					0							
	TOTALS	25	36	4	9	22	9	54	7	6			

FG %: 1st Half 82.3 2nd Half _____ Game 69.4

FT %: 1st Half .000 2nd Half _____ Game 44.4

Deadball Rebounds _____

OFFICIALS: Skip Jones & Joe Scioggs

Technical Fouls: None

Attendance _____

© by National Collegiate Athletic Association 1976

SCORE BY PERIODS	1st Q	2nd Q	3rd Q	4th Q	FINAL
Marshall Co.	12	16	16	10	54
South Greene	10	8	10	5	33

OFFICIAL NCAA BASKETBALL BOX SCORE Date 0-6-00 Site Murphy Center

VISITORS (Last Name, First) —Halftime—

No.	South Greene		FG	FGA	FT	FTA	REB	PF	TP	A	TO	BLK	S	MIN
40	Parham, Cindy	f	1	1	0	1	0	0	2	2	1			
50	Jones, Rhonda	f	6	9	2	2	0	0	14	0	0			
20	Ray, Cindy	c	0	0	0	0	0	0	0	0	0			
24	Parham, Beth	g	0	0	0	0	1	0	0	0	0			
10	Brantley, Lisa	g	1	3	0	0	0	0	2	0	2			
				13			0							
	TEAM REBOUNDS (Included in Totals)						1							
	TOTALS		8	13	2	3	2	0	18	2	3			

FG %: 1st Half 61.5 2nd Half _____ Game _____ Deadball Rebounds _____

FT %: 1st Half 66.6 2nd Half _____ Game _____

HOME

No.	Marshall Co.		FG	FGA	FT	FTA	REB	PF	TP	A	TO	BLK	S	MIN
20	Kelso, Dottie	f	1	1	0	0	1	0	2	2	0			
30	Shelton, Angie	f	3	3	0	0	2	0	6	1	1			
00	Thomison, Mary	c	1	1	0	0	1	2	2	2	2			
31	Ussery, Lisa	g	7	10	0	0	1	0	14	1	0			
41	Kelso, Patrease	g	2	2	0	0	2	2	4	0	0			
	TEAM REBOUNDS (Included in Totals)													
	TOTALS		14	17	0	0	7	4	28	6	3			

FG %: 1st Half 82.3 2nd Half _____ Game _____ Deadball Rebounds _____

FT %: 1st Half .000 2nd Half _____ Game _____

OFFICIALS: _____

Technical Fouls: _____

Attendance _____

SCORE BY PERIODS

	1st	2nd			Half
South Greene	10	8			18
Marshall Co	12	16			28

© by National Collegiate Athletic Association 1978

19

FFICIAL NCAA BASKETBALL BOX SCORE

Date 3/8/80 Site Murfreesboro, TN

-Final-

SITORS (Last Name, First)

o.	Chester County		FG	FGA	FT	FTA	REB	PF	TP	A	TO	BLK	S	MIN
5	Massengill, Matilda	f	2	3	0	0	4	1	4	0	5			
1	Howard, Cassandra	f	6	17	1	2	6	3	13	0	4			
3	Austin, Teresa	c	1	3	0	0	4	5	2	0	[illegible]			
5	Davis, Cathy	g	1	2	0	0	0	0	2	0	1			
0	Massengill, Phyliss	g	2	5	0	0	2	3	4	0	0			
0	Matthews, Regina		2	4	0	0	1	2	4	0	0			
4	Johnson, Ritha		0	0	0	0	1	2	0	1	1			
	TEAM REBOUNDS (Included in Totals)						3							
	TOTALS		14	35	1	2	21	16	29	1	13			

FG %: 1st Half 50.0 2nd Half _____ Game 40.0%

FT %: 1st Half 100% 2nd Half _____ Game 50.0%

Deadball Rebounds _____

OME

o.	Marshall County		FG	FGA	FT	FTA	REB	PF	TP	A	TO	BLK	S	MIN
0	Kelso, Dottie	f	0	0	6	7	2	4	6	2	4			
0	Shelton, Angie	f	2	9	0	0	2	1	4	0	4			
0	Thomison, Mary	c	6	6	0	2	7	4	12	0	2			
1	Ussery, Lisa	g	3	10	0	1	5	0	6	1	4			
4	Kelso, Patrease	g	3	3	6	8	5	0	8	1	2			
	TEAM REBOUNDS (Included in Totals)													
	TOTALS		12	28	12	18	21	9	36	4	16			

FG %: 1st Half 35.7 2nd Half _____ Game 42.8

FT %: 1st Half 81.8 2nd Half _____ Game 66.6

Deadball Rebounds _____

FFICIALS: Mahlon Greene & Jim Jefferson

chnical Fouls: _____

tendance _____

©by National Collegiate Athletic Association 1978

SCORE BY PERIODS	1st H.	2nd H.	3rd	4th	FINAL
Chester Co.	9	8	6	6	29
Marshall Co	8	11	8	9	36

OFFICIAL NCAA BASKETBALL BOX SCORE Date 3/8/80 Site Murfreesboro, TN

— Halftime —

VISITORS (Last Name, First)

No.	Chester County		FG	FGA	FT	FTA	REB	PF	TP	A	TO	BLK	S	MIN
45	Massengill, Matilda	f	2	3	0	0	1	1	4	0	4			
14	Howard, Cassandra	f	2	3	1	1	2	2	5	0	3			
43	Austin, Teresa	c	1	2	0	0	2	1	2	0	1			
35	Davis, Cathy	g	1	2	0	0	0	0	2	0	1			
30	Massengill, Phyliss	g	0	2	0	0	2	3	0	0	0			
40	Matthews, Regina		2	4	0	0	0	1	4	0	0			
44	Johnson, Ritha		0	0	0	0	0	0	0	1	0			
	TEAM REBOUNDS (Included in Totals)						2							
	TOTALS		8	16	1	1	9	8	17	1	9			

FG %: 1st Half 50% 2nd Half _____ Game _____ Deadball Rebounds _____

FT %: 1st Half 100% 2nd Half _____ Game _____

HOME

No.	Marshall County		FG	FGA	FT	FTA	REB	PF	TP	A	TO	BLK	S	MIN
20	Kelso, Dottie	f	0	0	6	6	2	1	6	1	2			
30	Shelton, Angie	f	2	7	0	0	1	1	4	0	2			
00	Thomison, Mary	c	3	3	0	1	2	2	6	0	2			
3	Ussery, Lisa	g	0	4	0	0	1	0	0	0	3			
34	Kelso, Petrese	g	0	0	3	4	3	0	3	0	0			
	TEAM REBOUNDS (Included in Totals)													
	TOTALS		5	14	9	11	9	4	19	1	9			

FG %: 1st Half 35.7 2nd Half _____ Game _____ Deadball Rebounds _____

FT %: 1st Half 81.8 2nd Half _____ Game _____

OFFICIALS: Mahlon Greene : Jim Jefferson

Technical Fouls: _____

Attendance _____

SCORE BY PERIODS

	1st H.	2nd H.	3rd	4th	HALF
Chester Co.	9	8			17
Marshall Co.	8	11			19

©by National Collegiate Athletic Association 1976

1979 Class AA State Girls' Basketball Tournament

March 13 - March 17, 1979 · Middle Tennessee State University - Murfreesboro

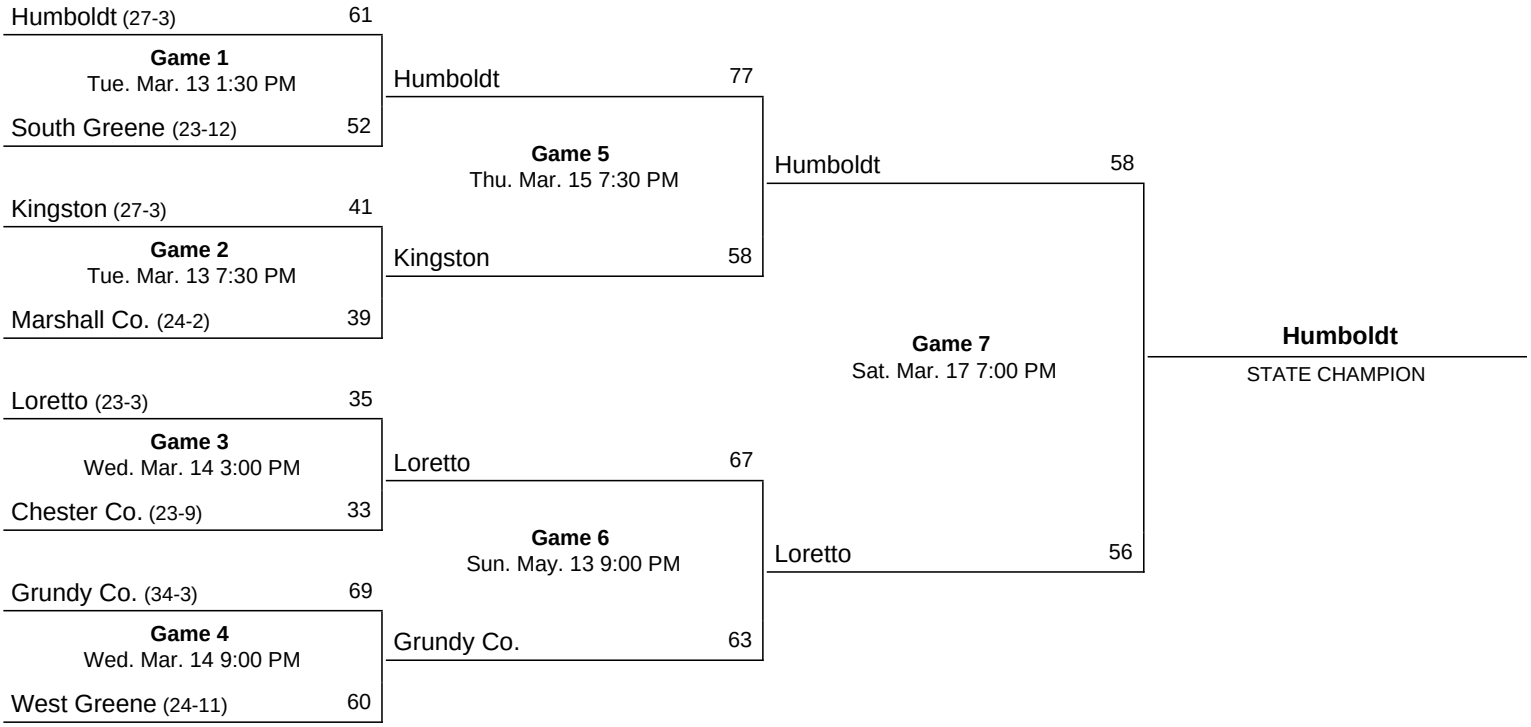

OFFICIAL NCAA BASKETBALL BOX SCORE

Date March 13 Site 1979 TSSAA State Tourn

VISITORS (Last Name, First)

No.	Marshall County		FG	FGA	FT	FTA	REB	PF	TP	A	TO	BLK	S	MIN
20	Kelso	f	8	19	4	10	8	0	20	3	4			
30	Shelton	f	4	7	5	7	0	1	13	3	0			
31	Ussery	c	3	11	0	0	3	0	6	1	0			
32	Hall	g					4	5			1			
34	Greer	g					9	3			3			
14	McCullough	g					2	2			1			
15	McMillen													
22	Murphy						1				0			
55	Thomison						1				0			
43	Crutcher													
40	Corbin													
	TEAM REBOUNDS (Included in Totals)						2							
	TOTALS		15	37	9	17	30	11	39	7	9			

FG %: 1st Half _____ 2nd Half _____ Game 40.5

FT %: 1st Half _____ 2nd Half _____ Game 52.9

Deadball Rebounds _____

HOME

No.	Roane County		FG	FGA	FT	FTA	REB	PF	TP	A	TO	BLK	S	MIN
50	Alexander	f	8	14	4	4	0	2	20	0	1			
22	Guinn	f	5	8	1	2	0	0	11	5	3			
32	Martin, Va.	c	3	9	4	6	1	3	10	1	2			
52	Pipkin	g					2	4			1			
20	Martin, Vi	g					5	0			2			
54	Morton	g					7	4			0			
34	Taylor						1	0			0			
12	Gibson													
24	Easter													
30	Brooks													
10	Pugh													
40	Johnson													
14	Logan													
	TEAM REBOUNDS (Included in Totals)						2							
	TOTALS		16	31	9	12	[redacted]	13	41	6	9			

FG %: 1st Half _____ 2nd Half _____ Game 51.6

FT %: 1st Half _____ 2nd Half _____ Game 75.0

Deadball Rebounds _____

OFFICIALS: Tom Shumpert & Anita Malone

Technical Fouls: _____

Attendance _____

©by National Collegiate Athletic Association 1978

SCORE BY PERIODS	1st H.	2nd H.	OT	OT	FINAL
Marshall Co	6	18	8	7	39
Roane Co.	15	8	7	11	41

1978 Class AA State Girls' Basketball Tournament

March 7 - March 11, 1978 · Middle Tennessee State University - Murfreesboro

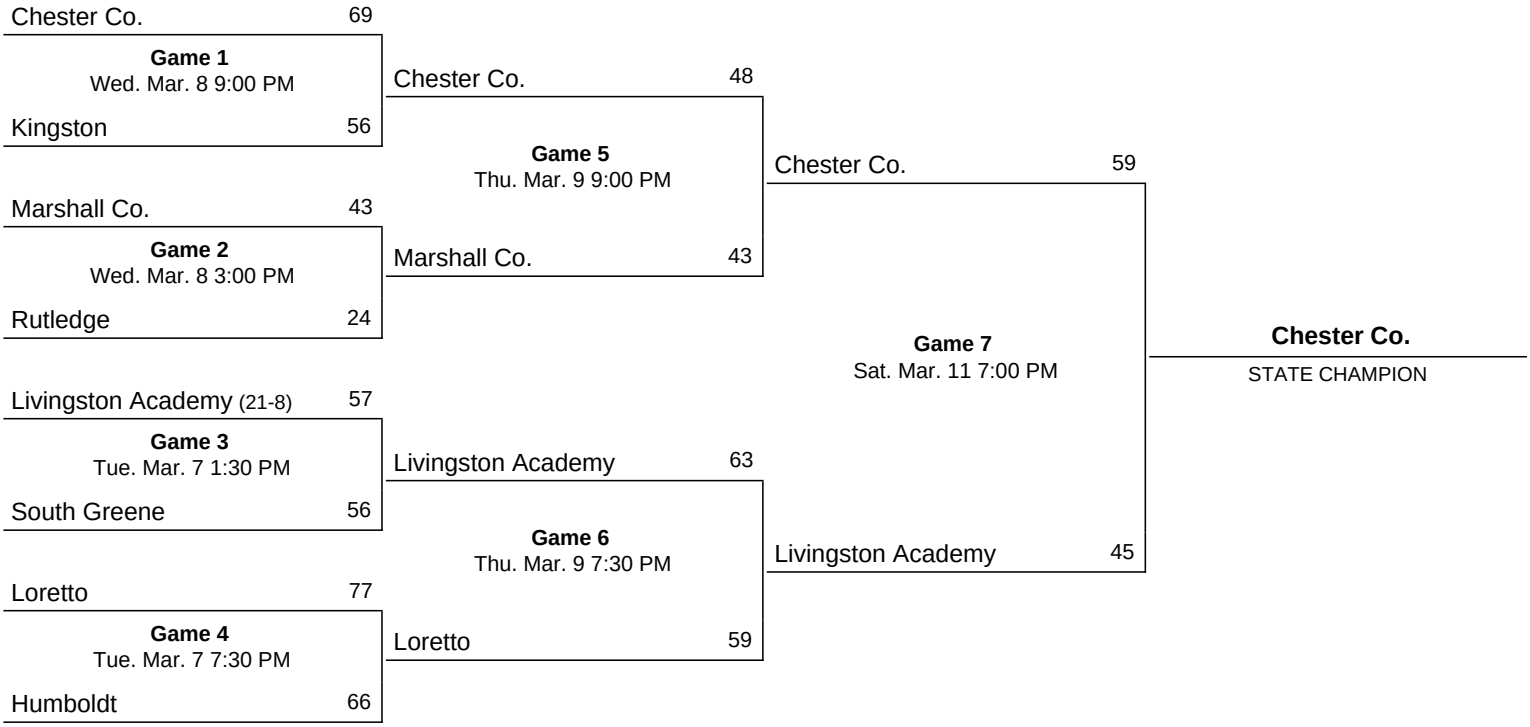

7

OFFICIAL NCAA BASKETBALL BOX SCORE

Date March 8, 1978 Site Murphy Center, MTSU

VISITORS (Last Name, First)

No.	Rutledge		FG	FGA	FT	FTA	REB	PF	TP	A	TO	BLK	S	MIN
23	Jones, Renee	f	5	15	0	0	0	1	10	0	4			
53	Blanken, Cindy	f	4	7	2	5	3	4	10	2	2			
41	Rhea, Sharlene	c	0	2	1	2	0	3	1	1	1			
54	Moore, Saundra	(f)	1	1	0	0	0	0	2	2	1			
15	Poteete, Linda	(f)	0	0	1	0	0	0	0	0	1			
43	Corum, Tammy	(f)	0	0	1	2	0	1	1	0	0			
33	Myers, Connie	(f)	0	0	1	0	0	0	0	0	0			
50	Price, Gina	(f)	0	0	0	0	0	0	0	0	0			
55	McCubbins, Pam	(g)					0			0	1			
11	Roach, Vicki	(g)					1			0	0			
35	Brooks, Terri	(g)					3			0	0			
25	Poteete, Robin	(g)					3	2		0	2			
42	McElhaney, Karen	(g)					0	1		0	1			
31	Henry, Darlene	(g)					3	1		0	3			
	TEAM REBOUNDS (Included in Totals)						8							
	TOTALS		10	24	4	9	21	13	24	5	16			

FG %: 1st Half 5-15 33.3% 2nd Half _____ Game 41.6% Deadball Rebounds _____

FT %: 1st Half 2-4 50.0% 2nd Half _____ Game 44.4%

HOME

No.	Marshall County		FG	FGA	FT	FTA	REB	PF	TP	A	TO	BLK	S	MIN
22	Earonhart, Vickie	f	11	13	1	2	2	0	23	1	1			
33	Baber, Donna	f	1	6	0	0	1	0	2	2	1			
10	Kelso, Dottie	c	3	4	0	0	0	1	6	2	4			
15	Pigg, Sheila	(f)	4	6	0	0	2	0	8	5	2			
31	Ussery, Lisa	(f)	0	1	1	5	0	2	1	0	0			
30	Shelton, Angie	(f)	0	0	0	1	0	0	0	1	0			
55	McMillen, Tracy	(f)	1	1	1	2	0	1	3	0	2			
50	Madison, Wanda	(g)					1			0	0			
11	Watson, Kim	(g)					1			0	0			
40	Corbin, Lisa	(g)					3			0	1			
14	McCullough, Lisa	(g)					3			0	0			
00	Waldrop, Judy	(g)					2	1		0	0			
32	Hall, Renee	(g)					2	1		0	1			
34	Greer, Shiree	(g)					2	2		0	1			
	TEAM REBOUNDS (Included in Totals)						6							
	TOTALS		20	31	3	10	25	8	43	11	13			

FG %: 1st Half 12-20 60% 2nd Half _____ Game 64.5% Deadball Rebounds _____

FT %: 1st Half 0-1 0% 2nd Half _____ Game 30.0%

OFFICIALS: Vic Varallo - Herman Ramsey

Technical Fouls: _____

Attendance _____

©by National Collegiate Athletic Association 1976

SCORE BY PERIODS

	1st Q.	2nd Q.	3rd Q.	4th Q.	FINAL
Rutledge	6	6	5	7	24
Marshall Co	8	16	12	7	43

14

OFFICIAL NCAA BASKETBALL BOX SCORE

Date March 9, 198 Site Murphy Center, MTSU

VISITORS (Last Name, First)

No.	Chester County		FG	FGA	FT	FTA	REB	PF	TP	A	TO	BLK	S	MIN
14	Howard, Cassandra	f	17	24	6	7	1	1	40	0	2			
44	Newman, Melinda	f	0	0	0	3	0	1	0	3	4			
50	Morris, Carol	c	1	2	6	6	1	0	8	3	2			
45	Massengill, Matilda	G					0	0			0			
11	Howard, Lynne	G					3	2			1			
43	Austin, Teresa	G					4	1			0			
24	Phelps, Vickie	G					2	0			2			
	TEAM REBOUNDS (Included in Totals)						2							
	TOTALS		18	26	12	16	13	5	48	6	11			

FG %: 1st Half 10-15 (66.7) 2nd Half _____ Game 69.2 Deadball Rebounds _____

FT %: 1st Half 0-0 2nd Half _____ Game 75.0

HOME

No.	Marshall County		FG	FGA	FT	FTA	REB	PF	TP	A	TO	BLK	S	MIN
22	Earonhart, Vickie	f	8	12	0	0	1	2	16	0	3			
33	Baber, Donna	f	0	0	0	0	0	0	0	0	0			
10	Kelso, Dottie	c	8	13	1	2	2	1	17	2	2			
15	Pigg, Sheila	g	5	6	0	0	0	1	10	5	3			
14	McCullough, Lisa	G					0	0			0			
00	Waldrop, Lisa	G					0	5			0			
32	Hall, Renee	G					5	2			4			
34	Greer, Shiree	G					3	4			2			
	TEAM REBOUNDS (Included in Totals)						1							
	TOTALS		21	31	1	2	12	15	43	7	14			

FG %: 1st Half 11-15 (73.3) 2nd Half _____ Game 67.7 Deadball Rebounds _____

FT %: 1st Half 1-2 (50.0) 2nd Half _____ Game 50.0

OFFICIALS: Myrick & Bowers

Technical Fouls: _____

Attendance 2,706

©by National Collegiate Athletic Association 1976

SCORE BY PERIODS	1st Qtr.	2nd Qtr.	3rd Qtr.	4th Qtr.	FINAL
Chester Co.	14	6	12	16	48
Marshall Co.	11	12	8	12	43

1977 Class AA State Girls' Basketball Tournament

March 8 - March 12, 1977 · Middle Tennessee State University - Murfreesboro

Game 1
Tue. Mar. 8 1:30 PM

Bolivar Central	61
Maryville	41

Game 2
Tue. Mar. 8 7:30 PM

Tazewell	50
Loretto	75

Game 3
Wed. Mar. 9 3:00 PM

Chester Co.	55
South Greene	34

Game 4
Wed. Mar. 9 9:00 PM

Marshall Co.	38
Loudon	29

Game 5
Thu. Mar. 10 7:30 PM

Bolivar Central	71
Loretto	59

Game 6
Thu. Mar. 10 9:00 PM

Chester Co.	37
Marshall Co.	35

Game 7
Sat. Mar. 12 7:00 PM

Bolivar Central	52
Chester Co.	46

Bolivar Central
STATE CHAMPION

8

OFFICIAL NCAA BASKETBALL BOX SCORE

Date March, 9, 1977 Site Murphy Center/MTSU
Murfreesboro, Tenn. 37132

(Last Name, First) HOME

No.	MARSHALL COUNTY "Tigerettes"		FG	FGA	FT	FTA	REB	PF	TP	A	TO	BLK	S	MIN
30	EARONHART, Amelia	F	3	10	8	8	1	0	14	1	2			
44	MALLORY, Julie	F	2	6	0	2	1	1	4	1	1			
14W	WILLIAMS, Deborah	F	6	17	8	10	4	2	20	2	2			
33	BABER, Donna													
15	PIGG, Shiela													
22	EARONHART, Vickie													
31	WALDROP, Judy													
00	ROTH, Kathy	G	—	—	—	—	10	1	—	0	1			
40	JOHNSON, Pam	G	—	—	—	—	5	2	—	0	1			
20	PATTON, Kathy	G	—	—	—	—	5	2	—	0	0			
55	THOMISON, Melanie													
32	HALL, Renee													
	TEAM REBOUNDS (Included in Totals)						4							
	TOTALS		11	33	16	20	30	8	38	4	7			

FG %: 1st Half 2-14 14.3% 2nd Half _____ Game 33.3
FT %: 1st Half 8-10 80.0% 2nd Half _____ Game 80.0
Deadball Rebounds 2

VISITORS

No.	LOUDON "Lady Redskins"		FG	FGA	FT	FTA	REB	PF	TP	A	TO	BLK	S	MIN
40	LOCKE, Bernadette	F	11	25	1	1	3	0	23	1	5			
30	BRANTHOOVER, Kim	F	2	10	0	0	2	4	4	2	1			
22	LEFLER, Jennie	F	1	7	0	0	1	0	2	1	1			
10	DEFORD, Rita													
32	DELANEY, Cathy	F	0	0	0	0	0	1	0	0	1			
24	PURDY, Kelly													
52	WILDERSON, Janice													
12	JAMESON, Susan	G	—	—	—	—	2	3	—	0	1			
50	LOCKE, Juliet	G	—	—	—	—	9	3	—	0	1			
34	GRIZZLE, Renee	G	—	—	—	—	5	4	—	0	1			
20	CHIHASZ, Lee Ann	G	—	—	—	—	0	0	—	0	0			
42	SIMPSON, Irene													
54	BLACK, Ann													
44	McCASKILL, Kim													
	TEAM REBOUNDS (Included in Totals)						2							
	TOTALS		14	42	1	1	24	15	29	4	11			

FG %: 1st Half 8-24 33.3% 2nd Half _____ Game 33.3
FT %: 1st Half 1-1 100.0% 2nd Half _____ Game 100.0
Deadball Rebounds 0

OFFICIALS: Bill Whitney and Robert Cannon

Technical Fouls: Marshall County team

Attendance 2589 paid

SCORE BY PERIODS

	1st	2nd	3rd	4th	OT	FINAL
Marshall Co.	10 14	18	12	14		38
Loudon	6 10	17	6	6		29

©by National Collegiate Athletic Association 1976

12

OFFICIAL NCAA BASKETBALL BOX SCORE

Date March 10, 1977 Site Murphy Center/MTSU Murfreesboro, Tenn. 37132

VISITORS (Last Name, First) SEMIFINALS TSSAA GIRLS STATE TOURNEY "AA"

No.	MARSHALL COUNTY "Tigerettes"		FG	FGA	FT	FTA	REB	PF	TP	A	TO	BLK	S	MIN
30	30 BARONHART, Amelia	F	7	11	2	2	1	0	16	1	2			
44	MALLORY, Julie	F	4	12	1	2	0	0	9	4	3			
14	WILLIAMS, Deborah	F	4	11	2	2	4	1	10	1	1			
33	THOMISON, Melanie	G												
15	PIGG, Shiela	G												
31	WALDROP, Judy													
22	BARONHART, Vickie													
00	ROTH, Kathy	G	—	—	—	—	7	1	—	0	1			
40	JOHNSON, Pam	G	—	—	—	—	3	2	—	0	2			
20	PATTON, Kathy	G	—	—	—	—	4	3	—	0	1			
55	THOMPSON, Melanie													
32	HALL, Renee													
	TEAM REBOUNDS (Included in Totals)						1							
	TOTALS		15	34	5	6	20	7	35	6	10			

FG %: 1st Half (7-15) 46.7 2nd Half ____ Game 44.1

FT %: 1st Half (5-6) 83.3 2nd Half ____ Game 83.3

Deadball Rebounds 0

HOME

No.	CHESTER COUNTY "Eaglettes"		FG	FGA	FT	FTA	REB	PF	TP	A	TO	BLK	S	MIN
14	HOWARD, Cassandra	F	9	16	3	6	3	1	21	3	3			
50	MORRIS, Carol	F	2	8	0	2	1	1	4	4	2			
32	MANNESS, Deonna	F	6	14	0	0	5	1	12	0	1			
10	HOWARD, Lynn	G												
43	AUSTIN, Teresa	G												
12	NEELEY, Kerry													
24	McHANEY, Carolyn	G	—	—	—	—	8	2	—	0	2			
42	HOWARD, Elaine	G	—	—	—	—	4	2	—	0	1			
44	NEWMAN, Melinda	G	—	—	—	—	2	2	—	0	0			
25	PHELPS, Vickie	G	—	—	—	—	1	0	—	0	0			
15	JONES, Shirlene													
11	MANESS, Vickie													
41	HASKINS, Cindy													
22	LEWIS, Charlene													
	TEAM REBOUNDS (Included in Totals)						2							
	TOTALS		17	38	3	8	26	9	37	7	9			

FG %: 1st Half (7-20) 35.0 2nd Half ____ Game 44.7

FT %: 1st Half (1-3) 33.3 2nd Half ____ Game 37.5

Deadball Rebounds 2

OFFICIALS: Bill Wheatley & Eugene Crowell

Technical Fouls:

Attendance 1994

©by National Collegiate Athletic Association 1976

SCORE BY PERIODS	1st H.	2nd H.	OT	OT	OT	FINAL
Marshall Co.	10	9	6	10		35
Chester Co.	15	0	14	8		37

1976 Class AA State Girls' Basketball Tournament

March 9 - March 13, 1976 · Middle Tennessee State University - Murfreesboro

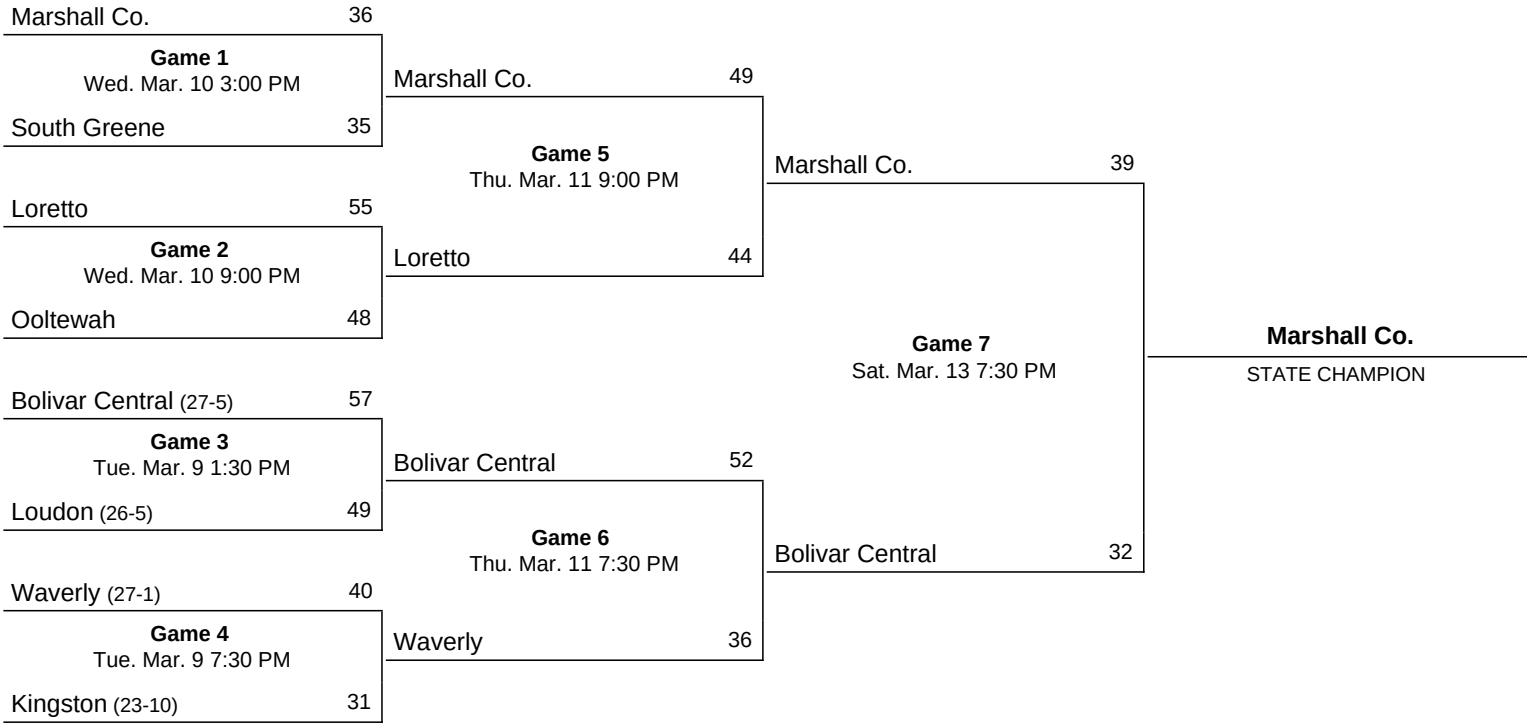

OFFICIAL BASKETBALL BOX

TSSAA GIRLS' STATE TOURNAMENT

HALFTIME

FINAL

HOME TEAM

	LORETTO	FIELD GOALS MADE	FIELD GOALS ATT'D.	FREE THROWS MADE	FREE THROWS ATT'D.	RE-BOUNDS	ASS'TS	PER. FOULS	TOTAL POINTS	TURN-OVERS	MINS. PLAYED
F	BEVERLY WHITE 15	7	20	4	5	1	8	0	18	1	
F	CINDY DINGLER 51	6	11	7	9	3	0	3	19	1	
F	JENNIFER WHITE 23	7	17	4	4	2	1	0	18	0	
G	CONNIE MOORE 31	—	—	—	—	3	—	4	—	0	
G	SALANA THIGPEN 55	—	—	—	—	11	—	1	—	3	
G	DARLENE EDDY 41	—	—	—	—	6	—	4	—	0	
	JOY WILLIAMS 10										
	ANGIE WILSON 35										
	VICKIE KRICK 13										
	JILL HURST 53										
	PATTIE HOOD 43	—	—	—	—	2	—	3	—	2	
	PAM MOSLEY 21										
	TEAM REBOUNDS					6					
	TOTALS	20	48	15	18	34	9	15	55	7	

PERCENTAGES: FG. 41.6 FT. 83.3 SHOTS MISSED 31

VISITORS

	OOLTEWAH	FIELD GOALS MADE	FIELD GOALS ATT'D.	FREE THROWS MADE	FREE THROWS ATT'D.	RE-BOUNDS	ASS'TS.	PER. FOULS	TOTAL POINTS	TURN-OVERS	MINS. PLAYED
F	BEVERLY JACKSON 50	9	27	2	4	7	2	2	20	4	
F	RHONDA RUSH 30	5	14	3	3	2	8	1	13	2	
F	CINDY McCULLEY 22	3	10	3	4	2	1	1	9	1	
G	LEISA BATES 40	—	—	—	—	4	—	5	—	0	
G	KIM GENTRY 44	—	—	—	—	8	—	1	—	2	
G	KAREN CANNON 34	—	—	—	—	6	—	3	—	0	
F	KAY RANDOLPH 52	2	4	2	3	0	2	0	6	0	
	KATHY LAWSON 42										
	CATHY ROBERSON 14										
	THERESA MUNSEY 24	—	—	—	—	2	—	2	—	1	
	SHELIA KING 20										
	DESIREE ALVEY 32										
	KAREN SCHMUTZ 10 FAYE CUSTUS 12										
	TEAM REBOUNDS					6					
	TOTALS	19	55	10	14	37	13	15	48	10	

PERCENTAGES: FG. 34.5 FT. 71.4 SHOTS MISSED 40

OFFICIALS MARTINDALE/ALLEN

ATTENDANCE 1851

DATE/SITE 3/10/86 MURPHY CENTER

SCORE BY PERIODS	1	2	3	4	EP	EP	G
LORETTA	8	13	12	22			55
OOLTEWAH	13	10	12	13			48

TEAM RECORDS

HOME TEAM	— ALL	— OVC	NEXT GAME/DATE
VISITORS	— ALL	— OVC	NEXT GAME/DATE

OFFICIAL BASKETBALL BOX

TSSAA GIRLS STATE TOURNAMENT

HALFTIME

FINAL

HOME TEAM

	LEWIS BURG		FIELD GOALS MADE	FIELD GOALS ATT'D.	FREE THROWS MADE	FREE THROWS ATT'D.	RE-BOUNDS	ASS'TS	PER. FOULS	TOTAL POINTS	TURN-OVERS	MINS. PLAYED
F	AMELIA EARONHART	30	10	13	5	6	1	1	0	25	2	
F	JULIE MALLORY	44	6	13	0	2	4	2	1	12	2	
F	DEBORAH WILLIAMS	14	4	10	4	11	2	2	0	12	2	
G	JENNY HAYWOOD	50	—	—	—	—	4	—	1	—	0	
G	STEPHANIE DAVIS	32	—	—	—	—	1	—	2	—	1	
G	KATHY ROTH	00	—	—	—	—	2	—	2	—	1	
	CARLESSA BIGGERS	34										
	SHEILA GILLUM	11										
	SHEILA PIGG	15										
9	KATHY PATTON	20	—	—	—	—	4	—	3	—	0	
	JUDY WALDROP	31										
	PAM JOHNSON	40										
	MELANIE THOMISON	55										
						TEAM REBOUNDS	4					
	TOTALS		20	36	9	19	22	5	9	49	8	

PERCENTAGES: FG. 55.5 FT. 47.4 SHOTS MISSED 26

VISITORS

	LORETTA		FIELD GOALS MADE	FIELD GOALS ATT'D.	FREE THROWS MADE	FREE THROWS ATT'D.	RE-BOUNDS	ASS'TS.	PER. FOULS	TOTAL POINTS	TURN-OVERS	MINS. PLAYED
F	BEVERLY WHITE	15	5	13	0	0	1	1	2	10	4	
F	CINDY DINGLER	51	8	10	3	4	4	3	2	19	0	
9+F	JENNIFER WHITE	23	6	12	3	4	4	0	1	15	2	
G	CONNIE MOORE	31	—	—	—	—	0	—	0	—	1	
G	JALANA THIGPEN	55	—	—	—	—	5	—	3	—	0	
G	DARLENE EDDY	41	—	—	—	—	7	—	3	—	2	
f	JOY WILLIAMS	10	0	1	0	0	0	0	0	0	0	
	ANGIE WILSON	35										
	VICKI KRICK	13										
	JILL HURST	53										
9	PATTI HOOD	43	—	—	—	—	2	—	4	—	0	
	PAM MOSLEY	21										
						TEAM REBOUNDS	0					
	TOTALS		19	36	6	8	23	4	15	44	9	

PERCENTAGES: FG. 52.7 FT. 75.0 SHOTS MISSED 19

OFFICIALS MARTIN DALE / ALLEN

ATTENDANCE 2758

DATE/SITE 3/11/76

SCORE BY PERIODS	1	2	3	4	EP	EP	G
LEWIS BURG	11	13	13	12			49
LORETTA	7	12	10	15			44

TEAM RECORDS

HOME TEAM	— ALL	— OVC	NEXT GAME/DATE
VISITORS	— ALL	— OVC	NEXT GAME/DATE

OFFICIAL BASKETBALL BOX

TSSAA CHAMPIONSHIP GAME
GIRLS STATE TOURNAMENT 'AA'

HALFTIME

FINAL

HOME TEAM

	BOLIVAR		FIELD GOALS MADE	FIELD GOALS ATT'D.	FREE THROWS MADE	FREE THROWS ATT'D.	RE-BOUNDS	ASS'TS	PER. FOULS	TOTAL POINTS	TURN-OVERS	MINS. PLAYED
F	LINDA McKINNEY	51	8	15	5	7	6	0	1	21	3	
F	VANESSA CHISM	15	1	6	1	2	0	4	1	3	3	
F	DIANE JONES	3	4	7	0	0	0	1	1	8	3	
G	BRENDA HILL	45	—	—	—	—	7	—	2	—	1	
G	FAYE WILKES	43	0	5	0	0	2	0	1	0	1	
G	LAVERNE PRICE	35	—	—	—	—	3	—	4	—	1	
G	DIANE ROBINSON	21	—	—	—	—	0	—	3	—	1	
	FAYE DAVIS	00										
	RENEE JONES	33										
	RETA PARRAM	23										
	AMBER DORRIS	41										
	GLENDORA McGOWAN	25										
	GWEN BUFORD	31										
	DIANE CREWS	13										
						TEAM REBOUNDS	1					
	TOTALS		13	33	6	9	19	5	13	32	13	

PERCENTAGES: FG. 39.4 FT. 66.7 SHOTS MISSED 23

VISITORS

	LEWISBURG		FIELD GOALS MADE	FIELD GOALS ATT'D.	FREE THROWS MADE	FREE THROWS ATT'D.	RE-BOUNDS	ASS'TS.	PER. FOULS	TOTAL POINTS	TURN-OVERS	MINS. PLAYED
F	AMELIA EARONHEART	30	6	12	2	3	1	1	0	14	2	
F	JULIE MALLORY	44	8	11	0	1	3	4	0	16	1	
F	DEBORAH WILLIAMS	14	4	7	1	4	1	5	4	9	4	
G	JENNY HAYWOOD	50	—	—	—	—	5	0	3	—	2	
G	STEPHANIE DAVIS	32	—	—	—	—	4	—	2	—	3	
G	KATHY ROTH	00	—	—	—	—	4	—	4	—	2	
G	CARLESSA BIGGERS	34	0	1	0	0	1	0	0	0	0	
	SHEILA GILLIUM	11										
	SHEILA PIGG	15										
	JUDY WALDROP	31										
	KATHY PATTON	20	—	—	—	—	3	—	1	—	1	
	PAM JOHNSON	40										
	MELANIE THOMISON	55										
						TEAM REBOUNDS	0					
	TOTALS		18	31	3	8	22	10	14	39	15	

PERCENTAGES: FG. 58.1 FT. _____ SHOTS MISSED 18

OFFICIALS Holder / Allen

ATTENDANCE _____

DATE/SITE 3/13/76 - Murphy Center

SCORE BY PERIODS	1	2	3	4	EP	EP	G
BOLIVAR	11	8	10	3			32
LEWISBURG	8	8	14	9			39

TEAM RECORDS

HOME TEAM	— ALL	— OVC	NEXT GAME/DATE
VISITORS	— ALL	— OVC	NEXT GAME/DATE

1974 Large Class State Girls' Basketball Tournament

March 19 - March 22, 1974 · Jackson Coliseum - Jackson, TN

Game 1
Tue. Mar. 19 9:00 PM

Shelbyville (26-6)	57
Tullahoma (16-10)	37

Game 2
Tue. Mar. 19 4:00 PM

Warren Co. (27-3)	65
Lenoir City (27-2)	43

Game 3
OT
Wed. Mar. 20 9:00 PM

McNairy Central (27-2)	59
Bradley Central (24-3)	54

Game 4
Wed. Mar. 20 4:00 PM

Marshall Co.	54
Livingston Academy (26-5)	36

Game 5
Thu. Mar. 21 4:00 PM

Shelbyville	55
Warren Co.	48

Game 6
Thu. Mar. 21 9:00 PM

McNairy Central	46
Marshall Co.	39

Game 7
Fri. Mar. 22 9:00 PM

Shelbyville	50
McNairy Central	47

Shelbyville
STATE CHAMPION

Class: L
Game: 3

LIVINGSTON (36)		FG-A	FT-A	RB	PF	TP
SPEARS	f.....	8-18	1-2	4	2	17
GARRETT	f.....	0-5	0-0	1	0	0
MASTERS	f.....	8-14	1-2	4	0	17
WINNINGHAM	.....	1-5	0-0	3	0	2
	.....					
	.....					
	.....					

GUADRS (Rebounds-Fouls): LEWIS (2-4), WINDIE (2-0), STEPHENS (6-4), PUCKETT (1-3), HUNTER (0-1),

TEAM			2		
Totals.....	17-42	2-4	25	14	36
Percentages..	40.5	50			

LEWISBURG (54)		FG-A	FT-A	RB	PF	TP
HOHNE	f.....	12-18	0-0	4	1	24
T. COCHRAN	f.....	7-10	3-4	2	1	17
CLARK	f.....	2-6	0-0	0	1	4
McLEAN	.....	2-4	3-3	1	0	7
DAVIS	.....	0-2	0-1	1	1	0
BIGGERS	.....	1-2	0-0	0	0	2
	.....					

GUARDS (Rebound-Fouls); LANE (1-5), WHITE (1-0), DAVIS (5-0), HAYWOOD (2-0), T. COCHRAN (0-1),

TEAM			1		
Totals.....	24-42	6-8	22	6	54
Percentages..	57.1	75			

LIVINGSTON	4	14	2	12	—	36
LEWISBURG	14	13	10	17	—	54

OFFICIALS: BURRELL CROWELL AND JERRY GLENN.

Turnovers: LIVINGSTON 18, LEWISBURG 14.

HALFTIME BOX

TEAMS	LIVINGSTON 22	LEWISBURG 27
FIELD GOAL ATTEMPTS	23	18
FIELD GOALS MADE	11	12
PERCENTAGES	47.8	66.7
FREE THROW ATTEMPTS	0	5
FREE THROWS MADE	0	3
PERCENTAGE	0.00	60.0
REBOUNDS	11	9
PERSONAL FOULS	SPEARS - 2 STEPHENS - 2 LEWIS 2	HOHNE - 1 CLARK - 1
LEADING SCORERS	MASTERS - 14	HOHNE - 14 COCHRAN - 11
LEADING REBOUNDERS	Stephens-3	LANE - 3 HOHNE - 3

NOTES

TURNOVERS:

LIVINGSTON - 6

LEWISBURG 7

Class: 6
Game: 6

LEWISBURG (39)		FG-A	FT-A	RB	PF	TP
HOHNE	f.....	8-16	1-2	1	4	17
COCHRAN	f.....	1-4	4-6	0	1	6
CLARK	f.....	7-11	0-0	0	2	14
McLEAN	.....	1-1	0-0	1	0	2
	.....					
	.....					
	.....					

GUARDS (Rebounds Foul) LANE (5-2), WHITE (1-0), DAVIS (4-5), PICKETT (0-2), HAYWOOD (1-0), ( ), ( ), ( ),

TEAM				5	
Totals.....	17-32	5-8	16	16	39
Percentages..	53.1	62.5			

McNAIRY (46)		FG-A	FT-A	RB	PF	TP
GILCHRIST	f.....	11-19	8-8	8	3	30
BROWN	f.....	7-10	3-4	2	2	7
KINCHEN	f.....	4-12	1-2	1	1	9
	.....					
	.....					
	.....					

GUARDS (Rebounds Foul) BAXTER (5-2), SMITH (4-1), PINEHART (1-0), MOORE (4-2), ( ), ( ), ( ),

TEAM			3		
Totals.....	17-41	12-14	28	11	46
Percentages..	41.5	85.7			

LEWISBURG	10	—	15	6	—	39
McNAIRY	14	—	16	7	—	46

OFFICIALS: JERRY LEWIN and ERNEST SMALLEN

turnovers: LEWISBURG 15, McNAIRY 16.

HALFTIME BOX

TEAMS	LEWISBURG 19	McNAIRY 24
FIELD GOAL ATTEMPTS	16	26
FIELD GOALS MADE	8	9
PERCENTAGES	50	34.6
FREE THROW ATTEMPTS	4	6
FREE THROWS MADE	3	6
PERCENTAGE	75	100
REBOUNDS	9	17
PERSONAL FOULS	CLARK-2 HOHNE-2 LANE-2	BAXTER-2
LEADING SCORERS	CLARK-10	GILCHRIST-16
LEADING REBOUNDERS	LANE-3 DAUK-3	GILCHRIST-5

NOTES

TURNOVERS:

LEWISBURG 9

McNAIRY 9

1973 Large Class State Girls' Basketball Tournament

March 21 - March 24, 1973 · Middle Tennessee State University - Murfreesboro

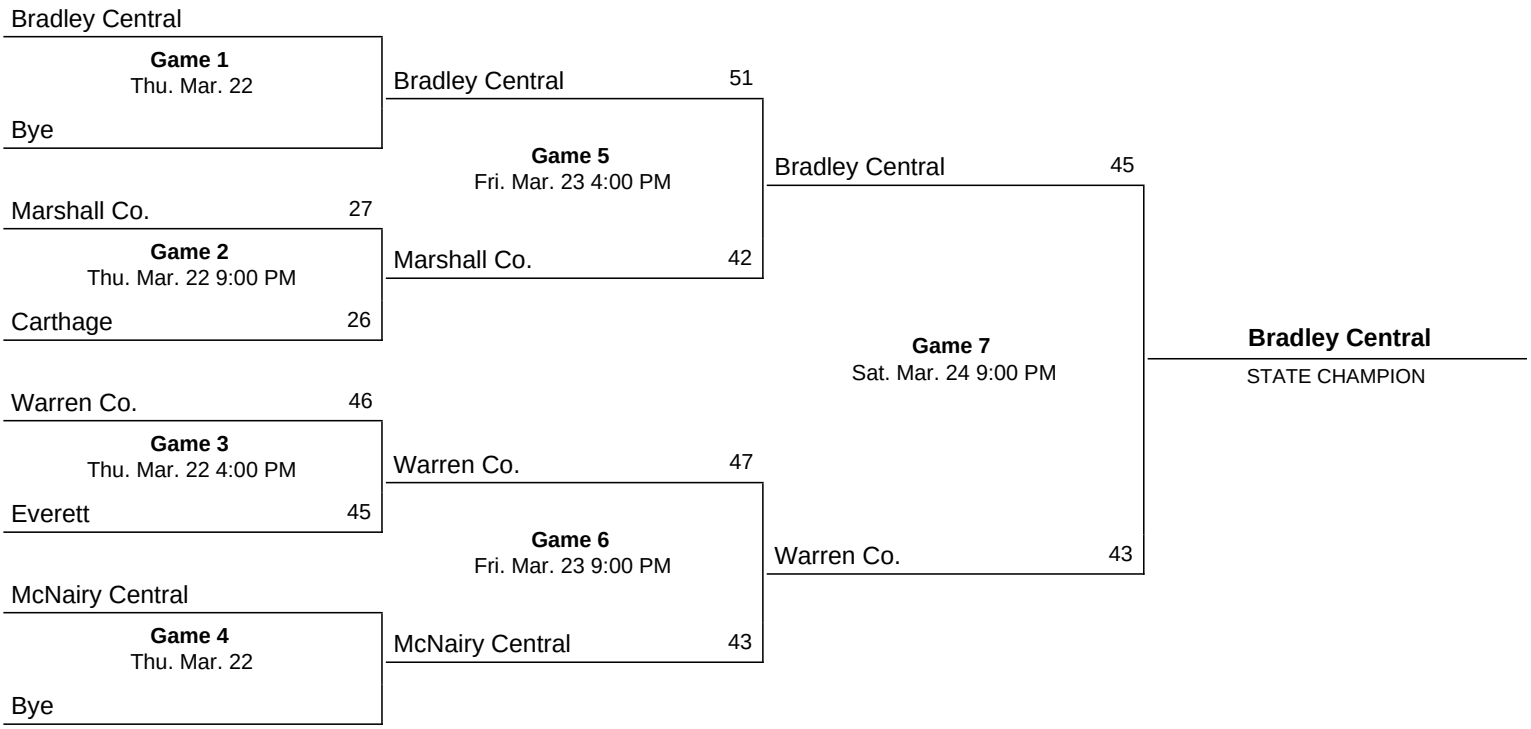

OHIO VALLEY CONFERENCE
OFFICIAL BASKETBALL BOX

HALFTIME

FINAL

HOME TEAM

	Carthage, Smith County	FIELD GOALS MADE	FIELD GOALS ATT'D.	FREE THROWS MADE	FREE THROWS ATT'D.	RE-BOUNDS	ASS'TS	PER. FOULS	TOTAL POINTS	TURN-OVERS	MINS. PLAYED
F	Sanderson, Janet	3	12	0	0	2		1	6		
F	Ballinger, Sue	1	2	0	0	2		1	2		
	Mahaney, Debra	7	15	4	8	0		3	18		
	Hill, Leigh Ann										
	Sloan, Lugene	0	0	0	0	0		1	0		
G	Sloan, Connie										
G	McDonald, Kathy										
G	Silcox, Marsha					6		4			
G	Maxwell, Cindy										
G	Wilburn, Teresa										
G	Oldham, Carolyn					2		2			
G	Cassity, Pam					10		3			
					TEAM REBOUNDS	4					
	TOTALS	11	29	4	8	26	1	15	26	20	

PERCENTAGES: FG. 37.9 FT. 50% SHOTS MISSED 22

VISITORS

	Lewisburg	FIELD GOALS MADE	FIELD GOALS ATT'D.	FREE THROWS MADE	FREE THROWS ATT'D.	RE-BOUNDS	ASS'TS	PER. FOULS	TOTAL POINTS	TURN-OVERS	MINS. PLAYED
F	Stammer, Sally	5	11	5	8	0		1	15		
F	Robertson, Roxanne	5	9	0	0	1		3	10		
	McLean, Vanessa	1	8	0	0	1		0	2		
	Savage, Karen	0	0	0	1	0		0	0		
	Hohne, Vickie										
G	London, Monae					3		4			
G	Duncan, Denise					1		0			
G	Hohne, Maria					5		0			
G	Davis, Meechie					3		1			
G	White, Sharon										
G	Haywood, Sally										
G	Lane, Pam										
					TEAM REBOUNDS	3					
	TOTALS	11	28	5	9	15	1	9	27	13	

PERCENTAGES: FG. 39.3 FT. 55.6 SHOTS MISSED 21

OFFICIALS Smallen / Wilson

ATTENDANCE

DATE/SITE Mar. 22, M'Boro, Tn.

SCORE BY PERIODS	1	2	3	4	EP	EP	G
Carthage	8	3	10	5			26
Lewisburg	8	6	9	4			27

TEAM RECORDS

	ALL	OVC	
Carthage (HOME TEAM)	17 - 8	–	NEXT GAME/DATE
Lewisburg (VISITORS)	32 - 0	–	NEXT GAME/DATE

HALFTIME

FINAL

HOME TEAM

	Carthage, Smith County	FIELD GOALS MADE	FIELD GOALS ATT'D.	FREE THROWS MADE	FREE THROWS ATT'D.	RE-BOUNDS	ASS'TS	PER. FOULS	TOTAL POINTS	TURN-OVERS	MINS. PLAYED
F	Sanderson, Janet	1	8	0	0	2		1	2		
F	Ballinger, Sue	1	1	0	0	1		1	2		
F	Mahaney, Debra	3	4	1	2	0		1	7		
F	Hill, Leigh Ann										
F	Sloan, Lugene										
G	Sloan, Connie										
G	McDonald, Kathy										
G	Silcox, Marsha					3		2			
G	Maxwell, Cindy										
G	Wilburn, Teresa										
G	Oldham, Carolyn					0		0			
G	Cassity, Pam					8		2			
					TEAM REBOUNDS	1					
	TOTALS	5	13	1	2	15	0	7	11	16	

PERCENTAGES: FG. 38.5% FT. 50% SHOTS MISSED 9

VISITORS

	Lewisburg	FIELD GOALS MADE	FIELD GOALS ATT'D.	FREE THROWS MADE	FREE THROWS ATT'D.	RE-BOUNDS	ASS'TS	PER. FOULS	TOTAL POINTS	TURN-OVERS	MINS. PLAYED
F	Stammer, Sally	2	5	2	4	0		1	6		
F	Robertson, Roxanne	3	5	0	0	1		2	6		
F	McLean, Vanessa	1	6	0	0	0		0	2		
F	Savage, Karen	0	0	0	0	0		0	0		
F	Hohne, Vickie										
G	London, Monae					0		2			
G	Duncan, Denise					0		0			
G	Hohne, Maria					3		0			
G	Davis, Meechie					1		0			
G	White, Sharon										
G	Haywood, Sally										
G	Lane, Pam										
					TEAM REBOUNDS	1					
	TOTALS	6	16	2	4	6	0	5	14	8	

PERCENTAGES: FG 37.5% FT 50% SHOTS MISSED 12

OFFICIALS

ATTENDANCE

DATE/SITE

SCORE BY PERIODS	1	2	3	4	EP	EP	G
Carthage	8	3					
Lewisburg	8	6					

TEAM RECORDS

	ALL	OVC	
HOME TEAM	—	—	NEXT GAME/DATE
VISITORS	—	—	NEXT GAME/DATE

OHIO VALLEY CONFERENCE
OFFICIAL BASKETBALL BOX

HALFTIME 1973

FINAL

HOME TEAM

LEWISBURG	FIELD GOALS MADE	FIELD GOALS ATT'D.	FREE THROWS MADE	FREE THROWS ATT'D.	RE-BOUNDS	ASS'TS	PER. FOULS	TOTAL POINTS	TURN-OVERS	MINS. PLAYED
HOHNE, Vickie	0	0	0	0	0		0	0		
STAMMER, Sally	4	16	1	3	2		1	9		
ROBERTSON, Roxanne	9	15	3	4	4		3	21		
McLEAN, Vanessa	1	4	2	4	2		0	4		
SAVAGE, Karen	4	9	0	0	2		1	8		
LONDON, Monae					1		3			
DUNCAN, Denise					1		1			
HOHNE, Maria					6		1			
DAVIS, Meechie					2		4			
WHITF, Sharon					0		0			
HAYWOOD, Sally					0		0			
LANE, Pam					0		0			
				TEAM REBOUNDS	5					
TOTALS	18	44	6	11	25	2	14	42	14	

PERCENTAGES: FG. 40.7 FT. 54.5 SHOTS MISSED 31

VISITORS

BRADLEY COUNTY	FIELD GOALS MADE	FIELD GOALS ATT'D.	FREE THROWS MADE	FREE THROWS ATT'D.	RE-BOUNDS	ASS'TS	PER. FOULS	TOTAL POINTS	TURN-OVERS	MINS. PLAYED
HANNAH, Liz	12	18	9	11	1		0	33		
ZEIGE, Nan	4	10	2	2	2		2	10		
CALDWELL, Data	3	7	2	2	0		1	8		
MORTON, Ann										
BARKER, Sherry										
WESTFIELD, Debbie										
CALDWELL, Donna										
DAVIS, Linda					6		4			
VARNER, Debbie					7		3			
CHASTAIN, Kathy					3		1			
DANIEL, Carol										
MULLINS, Marie										
				TEAM REBOUNDS	5					
TOTALS	19	35	13	15	24	3	11	51	10	

PERCENTAGES: FG. 54.5 FT. 86.7 SHOTS MISSED 18

OFFICIALS

ATTENDANCE

DATE/SITE MARCH 23/MURFREESBORO

SCORE BY PERIODS

	1	2	3	4			G
Lewisburg	4	6	14	18			42
Bradley	13	16	10	12			51

Lewisburg — 32 - 1
HOME TEAM

Bradley County — 22 - 3
VISITORS

ALL — SEC. — NEXT GAME/DATE

OHIO VALLEY CONFERENCE
OFFICIAL BASKETBALL BOX

HALFTIME

FINAL

HOME TEAM

LEWISBURG	FIELD GOALS MADE	FIELD GOALS ATT'D.	FREE THROWS MADE	FREE THROWS ATT'D.	RE-BOUNDS	ASS'TS	PER. FOULS	TOTAL POINTS	TURN-OVERS	MINS. PLAYED
HOHNE, Vickie										
STAMMER, Sally	0	9	1	3	2		0	1		
ROBERTSON, Roxanne	2	6	1	2	2		1	5		
McLEAN, Vanessa	0	2	2	4	2		0	2		
SAVAGE, Karen	1	4	0	0	2		1	2		
LONDON, Monae					0		3			
DUNCAN, Denise					1		1			
HOHNE, Maria					4		0			
DAVIS, Meechie					1		2			
WHITE, Sharon										
HAYWOOD, Sally										
LANE, Pam										
				TEAM REBOUNDS	3					
TOTALS	3	21	4	9	17	0	8	10	10	

PERCENTAGES: FG. 14.3 FT. 44.4 SHOTS MISSED 23

VISITORS

BRADLEY COUNTY	FIELD GOALS MADE	FIELD GOALS ATT'D.	FREE THROWS MADE	FREE THROWS ATT'D.	RE-BOUNDS	ASS'TS	PER. FOULS	TOTAL POINTS	TURN-OVERS	MINS. PLAYED
HANNAH, Liz	6	9	7	9	1		0	19		
ZEIGE, Nan	2	5	0	0	1		2	4		
CALDWELL, Data	3	7	0	0	0		1	6		
MORTON, Ann										
BARKERE, Sherry										
WESTFIELD, Debbie										
CALDWELL, Donna										
DAVIS, Linda					6		2			
VARNER, Debbie					4		3			
CHASTAIN, Kathy					3		0			
DANIEL, Carol										
MULLINS, Marie										
				TEAM REBOUNDS	3					
TOTALS	11	21	7	9	18	1	8	29	4	

PERCENTAGES: FG 52.4 FT 77.7 SHOTS MISSED 12

OFFICIALS Smallen / Thornburg

ATTENDANCE

DATE/SITE MARCH 23/MURFREESBORO

SCORE BY PERIODS	1	2	3	4	EP	EP	G
LEWISBURG	4	6					
BRADLEY	13	16					

TEAM RECORDS

	ALL	OVC	
HOME TEAM	—	—	NEXT GAME/DATE
VISITORS	—	—	NEXT GAME/DATE

1972 State Girls' Basketball Tournament

March 22 - March 25, 1972

Consolation Contests

Mar. 25 7:30 PM Third Place **Gallatin 69**, J. Central-Merry 41 **Stats**

KITTRELL (46)		A-FG	A-FT	RB	PF	TP
C. Vance,	f....	14-6	7-7	8	3	19
Robinson,	f....	27-11	2-0	8	0	20
Milligan,	f....	10-1	2-1	4	0	3
DUKE	....	4-2	0-0	0	0	4
	....					
	....					

GUARDS (Rebounds-Fouls): S. Vance (0-5).

Lynch (2-1), Eagles (4-1), F. VANCE (0-2),

TOLBERT (1-0), _____ ( ),

Team Rebounds....			2		
TOTALS.....	55-19	11-8	29	12	46
Percentages.....	34.5	72.7			

LEWISBURG (61)		A-FG	A-FT	RB	PF	TP
Williams,	f....	14-8	4-2	5	0	18
Mitchell,	f....	16-14	6-5	0	2	33
Stammer,	f....	6-3	5-4	0	0	10
	....					
	....					
	....					

GUARDS (Rebounds-Fouls): Lemay (2-3), Ogilvie (7-1), Mardis (5-2), LONDON (2-1), _____ ( ) _____ ( ).

Team Rebounds....			4		
TOTALS.....	36-25	15-11	25	9	61
Percentages.....	69.4	73.3			
Kittrell	6	14	14	12	46
Lewisburg	18	15	16	12	61

Floor Errors: Kittrell-7, Lewisburg-11.

Officials: Phil Roeser and [illegible]

LEWISBURG (53)	A-FG	A-FT	RB	PF	TB
Williams , f....	19-9	2-2	3	2	2
Mitchell , f....	16-10	9-5	4	2	25
Stamper ,f....	9-3	2-2	3	0	8
....					
....					
....					

GUARDS (Rebounds-Fouls): Lemay (3-3),
Ogilvie (3-4), Mardis (0-1), London (5-1),
( ), ( ),

Team Rebounds.....			1		
TOTALS.....	44-22	13-9	22	13	53
Percentages.....	50.0	18.4			

McNAIRY (47)	A-FG	A-FT	RB	PF	TP
Smith , f....	13-8	8-6	2	1	22
Gilchrist , f....	10-5	9-7	4	1	17
Cox , f....	5-2	1-0	2	0	4
Brown	3-2	0-0	0	1	4
....					
....					

GUARDS (Rebounds-Fouls): Avery (6-4), Rogers
(1-1), Moore (1-0), Baxter (4-2), ( )
( ).

Team Rebounds.....			3		
TOTALS.....	31-17	18-13	23	11	47
Percentages.....	54.8	72.2			

Lewisburg	12	13	10	12	4	—	53
McNairy	17	11	13	6	0	—	47

Floor Errors: Lewisburg - 9, McNairy — 12.

Officials: Phil Roeser and Reed Holcomb.

GALLATIN (56)		A-FG	A-FT	RB	PF	TP
Grizzle,	f....	20-9	5-5	4	1	23
Jones,	f....	13-6	17-17	2	2	29
PARRISH,	f....	3-1	0-0	0	0	2
Webb	....	2-1	0-0	0	1	2
	....					
	....					

GUARDS (Rebounds-Fouls): Langford (3-2), Woodard (6-4), Campbell (6-3), PARKER (1-1), ( ), ( ).

Team Rebounds.....			2		
TOTALS.....	38-17	22 22	24	14	56
Percentages.....	44.7	100%			

LEWISBURG (66)		A-FG	A-FT	RB	PF	TP
Williams,	f....	20-7	11-10	0	2	24
Mitchell,	f....	15-10	3-3	5	1	23
Stammer,	f....	10-7	6-5	1	1	19
	.....					
	.....					
	.....					

GUARDS (Rebounds-Fouls): Lemay (4-2), Ogilvie (1-5), Mardis (1-1), LONDONI (7-2), ( ) ( ).

Team Rebounds			1		
TOTALS.....	45-24	26-18	20	14	66
Percentages.....	53.3	90.0			

Gallatin	13	14	14	15	56
Lewisburg	13	9	21	23	66

Floor Errors: Gallatin - 13, Lewisburg - 10.

LEWISBURG (56) — Williams 20, Mitchell 23, Stammer 9, Sauage 4, Lemay g, Ogilvie g, Mardis g.

WARREN COUNTY (34)—Wilson 8, Bouldin 11, Biles 12, Argo 3, Gulley g, Womack g, Taft g.

Hlf: Lewisburg 30-17.

1971 State Girls' Baskeball Tournament

March 17 - March 20, 1971

First Round	Quarterfinals	Semifinals	Championship
Lebanon Wed. Mar. 17 Bye	Lebanon 60	Lebanon 60	Lebanon 56
McNairy Central 52 Wed. Mar. 17 2:30 PM South Greene 47	McNairy Central 55 Thu. Mar. 18 2:30 PM	Fri. Mar. 19 7:00 PM	
Gallatin 61 Wed. Mar. 17 4:00 PM Calhoun 50	Gallatin 55	Gallatin 38	
Marshall Co. Wed. Mar. 17 Bye	Marshall Co. 48 Thu. Mar. 18 4:00 PM		Sat. Mar. 20 8:30 PM
J. Central-Merry 56 Wed. Mar. 17 9:00 PM Hendersonville 46	J. Central-Merry 42	J. Central-Merry 66	
Red Bank Wed. Mar. 17 Bye	Red Bank 39 Thu. Mar. 18 9:00 PM	Fri. Mar. 19 8:30 PM	J. Central-Merry 52
Porter Wed. Mar. 17 Bye	Porter 80	Porter 54	
Centerville 57 Wed. Mar. 17 7:30 PM Kittrell 56	Centerville 68 Thu. Mar. 18 7:30 PM		

Lebanon

STATE CHAMPION

Consolation Contests

Mar. 20 7:00 PM Third Place Gallatin 56, **Porter 58** Stats

GAME NO. 6 — 1971 TSSAA GIRLS STATE — Halftime-Final Statistics

LEWISBURG, (48)		A-FG	A FT	RB	PF	TP
B. Williams	f.....	5-3	9-6	9	1	12
L. Williams	f.....	20-11	4-2	1	3	24
Mitchell	f.....	17-4	6-4	4	0	12
STAMMER	.....	1-0	0-0	0	0	0
	.....					
	.....					
Team Rebounds.... Totals.....		43-18	19-12	31 24	18	48
PERCENTAGES.....		41.9	63.2			

GUARDS: (Rebounds-Fouls)-- LOWE (2-5) McCullogh (1-2), Lemay (1-3), Green (0-1), Ogilvie (2-3), ( )

GALLATIN, (55)		A FG	A FT	RB	PF	TP
JONES	f.....	9-5	15-14	2	1	24
Grizzle	f.....	6-2	9-7	5	2	11
PARRISH	f.....	11-9	4-2	1	0	20
	.....					
	.....					
	.....					
Team Rebounds... Totals.....		26-16	28-23	3 26	15	55
PERCENTAGES.....		61.5	82.1			

GUARDS: (Rebounds-Fouls)-- Ligon (4-3) Langford (4-2), Campbell (4-5), Rozg (3-2), ( ).

Lewisburg	15	15	4	14 -	48
Gallatin	17	8	10	20 -	55

Floor Errors: Lewisburg 10, Gallatin 16.

OFFICIALS: ELMER HOLDER and DALE KELLEY.

Halftime-Final Statistics

		A-FG	A-FT	RB	PF	TP
B. Williams,	f.....	[illegible]	[illegible]	5	0	7
L. Williams,	f.....	10-5	2-1	1	1	11
Mitchell,	f.....	11-7	5-4	0	0	12
,	.....					
,	.....					
,	.....					

GUARDS: (Rebounds-Fouls)-- LOWE (2-1)

McCullogh (1-1), Lemay (0-2), ( ), ( ), ( ).

Team Rebounds.....			1		
Team Totals.....	25-[illegible]	8-6	10	5	30
PERCENTAGES.....	48.0	75.0			

GALLATIN, (25)		A-FG	A-FT	RB	PF	TP
Jones,	f.....	6-2	0-0	0	1	4
Grizzle,	f.....	4-1	5-5	4	1	7
Parrish,	f.....	7-7	0-0	1	0	14
,	.....					
,	.....					
,	.....					

GUARDS: (Rebounds-Fouls)-- Ligon (0-1)

Langford (2-1), Campbell (4-3), ( ), ( ), ( ),

Team Rebounds.....			3		
Totals.....	17-10	7-5	14	7	25
PERCENTAGES.....	58.8	71.4			

Lewisburg		15	15		
Gallatin		17	8		

Floor Errors: Lewisburg 5, Gallatin 12

Officials: Elmer Haller and Dale Kelley.

1968 State Girls' Basketball Tournament

March 19 - March 23, 1968

Consolation Contests

Mar. 25 7:00 PM Third Place Red Bank 36, **Milan 57** **Stats**

Final

GIRLS STATE TOURNAMENT
Jackson Coliseum

Officials: Coffman & Sullivan

Score by Quarters:

Lewisburg	12	9	11	3
Chat. Red Bank	9	4	14	1

42 Chat. Red Bank 42% vs Lewisburg 35 45%

Chat. Red Bank	NO	F G A	F G M	F T A	F T M	FOULS	REBOUNDS	TP
Link Raulston	21	14	7	9	6	0	3	22
Diane Jones	23	12	5	4	3	0	0	13
Donna Callahan	31	8	3	6	3	0	4	7
Marie Sapp	33							
Phyllis Peck	45							
Mart Raulston	51							
Teddie Raulston	13							
Teddie Crutchfield	15					2	3	
Connie Jackson	11					3	8	
Pat Henson	55					2	3	
Linda Higgins	54					2	2	
Totals		34	15	23	12	9	23	3

Lewisburg		NO.	FGA	FGM	FTA	FTM	Fouls	Rebounds	T. P
Joan Beaty	F	10	6	0	1	1	0	0	3
June Bivens	F	23	17	8	9	6	2	3	22
Jenoise Cummings	F	35	8	4	2	2	0	1	10
Mary Ann Harbor	F	22							
Kathy Savage	F	53							
Nancy Williams	F	21							
Fran Sharpe	G	50					5	3	
Dianne Wilson	G	24					5	2	
Judy Young	G	51					3	12	
Ann Duke	G	52							
Wilma Hardison	G	32							
Donna Russell		25					1		
Totals			31	13	11	9	16	21	35

1967 State Girls' Basketball Tournament

March 21 - March 25, 1967

Consolation Contests

Mar. 25 7:00 PM Third Place Somerville 45, **Walland 52** Stats

Game No. 7

1967 Girls State Tournament

Officials: Carden & Irwin

Team	1	2	3	4	Final
Milan	7	13	10	15	45
Lewisburg	13	13	13	8	47

Team: Milan

Pos.	No	Players	Field Goals Att	Field Goals Made	Field Goals %	Free Throws Att	Free Throws Made	Free Throws %	Reb.	P.F.	Tot. Pts.
F	13	Archie, Mary Anne	20	11		4	2		1	3	24
F	11	Coltrain, Mary Jane	5	2		3	2			1	6
F	31	Cooper, Nita									
F	33	Gardner, Judy	7	4		5	3		2	3	11
F	15	Gardner, Linda	4	2		0	0		1		4
F	21	Provine, Paula									
G	25	Burgess, Della Rhue									
G	45	Creswell, Dixie Lee								1	
G	43	Denny, Jane							4	3	
G	53	Drake, Cathy							4		
G	55	Gardner, Janice							2	4	
G	41	Jacobs, Lacee							4	4	
		Totals	36	19	52.8%	12	7	58.3%	21	19	45

Team: Lewisburg

Pos.	No	Player	Field Goals Att	Field Goals Made	Field Goals %	Free Throws Att	Free Throws Made	Free Throws %	Reb.	P.F.	Tot. Pts.
F	23	Bivins, June	17	9		17	15		2		33
F	35	Cummings, Jeneise	9	4		0	0				8
F	58	Trollinger, Janie	1	0		0	0				
F	22	Snyder, Linda	5	3		2	0		3	3	6
F	31	Sheppard, Brenda									
G	34	Smith, Becky							6		
G	33	Connelly, Jane							5	2	
G	50	Sharpe, Fran							1	1	
G	51	Young, Judy							3	4	
G	24	Wilson, Diane									
G	54	Beech, Kathy									
G	52	Sharp, Sally									
							team				
		Totals	32	16	50%	19	15	78.9%	21	10	47

Game No. 112

1967 Girls State Tournament

Officials: Irwin & Martindale

Team	1	2	3	4	Final
Porter	16	15	9	13	53
Lewisburg	9	13	11	2	35

Team: Porter

Pos.	No.	Players	Field Goals Att	Field Goals Made	Field Goals %	Free Throws Att	Free Throws Made	Free Throws %	Reb.	P.F.	Tot. Pts.
F	32	Gregory, Pat	13	8		2	2		4	2	18
F	40	Simerly, Sandy	17	8		9	7		2	0	23
F	50	Henry, Lillian									
F	24	Neff, Janice									
F	14	Kelly, Barbara									
F	22	Arwood, Margie	9	5		2	2		3	1	12
G	52	Williamson, Monica							4	4	
G	20	Webb, Gail							9	0	
G	33	Hatcher, Margaretta							0	4	
G	34	Owenby, Glenda							4	2	
G	42	Householder, Donna							0	0	
G	44	Johnson, Jane							3	0	
		Totals	39	21	53.8%	13	11	84.6%	Team 4 33	13	53

Team: Lewisburg

Pos.	No.	Players	Field Goals Att	Field Goals Made	Field Goals %	Free Throws Att	Free Throws Made	Free Throws %	Reb.	P.F.	Tot. Pts.
F	23	Biwins, June	14	5		17	9		5	3	19
F	53	Cummings, Jenoise	13	3		0	0		0	0	6
F	22	Snyder, Linda	6	0		0	0		3	1	0
F	35	Trollinger, Janie	11	5		1	0		3	1	10
F	31	Sheppard, Brenda									
G	34	Smith, Becky							4	0	
G	33	Connelly, Jane							5	2	
G	50	Sharp, Fran							0	2	
G	51	Young, Judy							1	1	
G	24	Wilson, Diane							0	1	
G	54	Beech, Kathy									
G	52	Sharp, Sally							0	1	
								Team 6			
		Totals	44	13	29.5%	18	9	50%	27	12	35

1966 State Girls' Basketball Tournament

March 22 - March 26, 1966

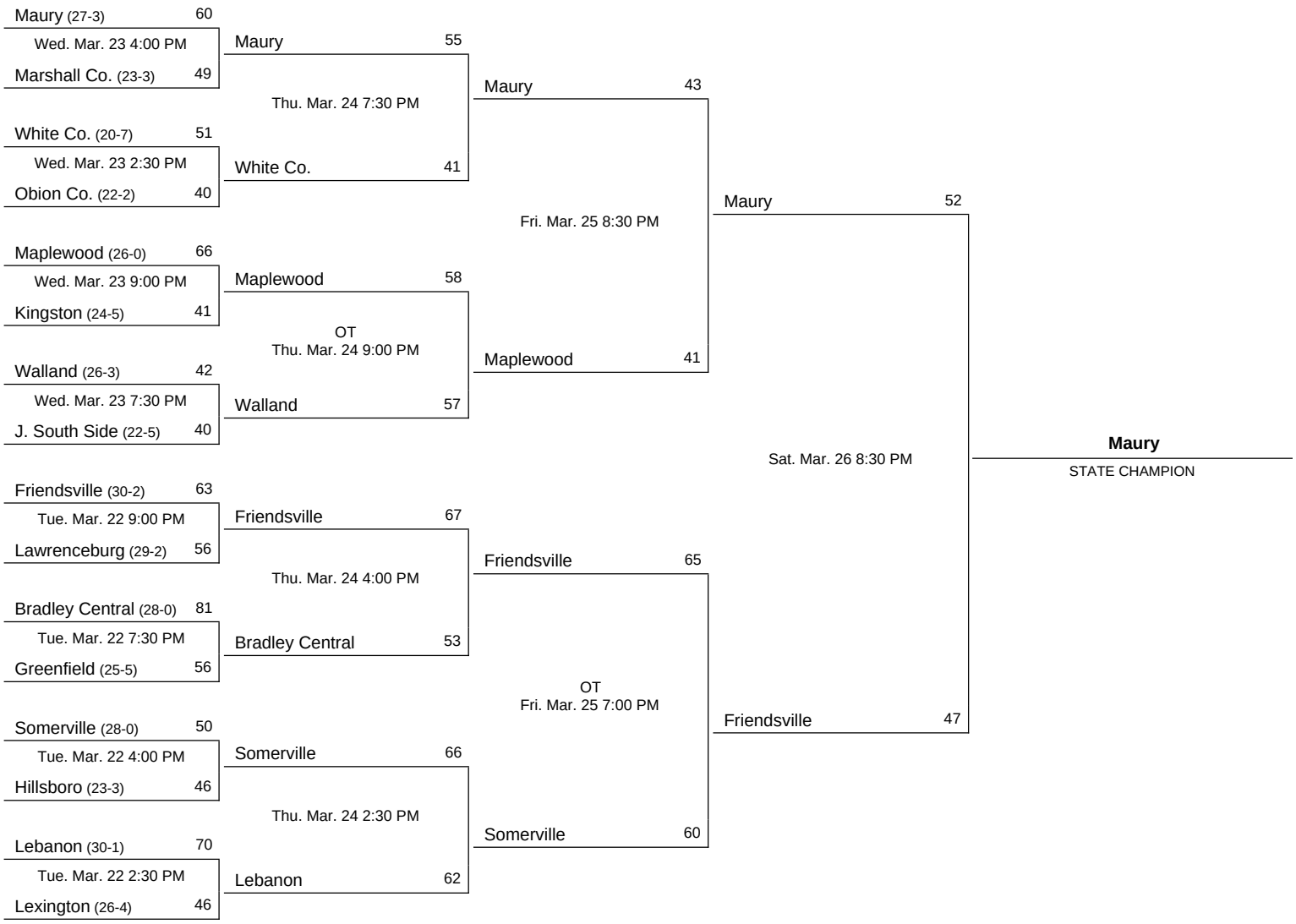

Consolation Contests

Mar. 26 7:00 PM Third Place Maplewood 44, **Somerville 70** Stats

MTSU

MURFREESBORO, TENN.

1966 GIRLS STATE TOURNAMENT	Team	1st	2nd	3rd	4th	Final
	Maury	14	8	21	17	60
OFFICIALS: Green-Kemp	Marshall County	21	20	4	4	49

Pos.	Team: Maury Players	Field Goals Att.	Made	%	Foul Shots Att.	Made	%	Reb.	Fouls	Total Points
40F	Jane Hill	28	11		24	21		5	1	43
34F	Teresa Denton	3	0		6	3		4	1	3
10F	Margie Rutherford	7	4		8	6		3	1	14
30	Brenda McCoig							5	3	
32	Jennie Batson							5	5	
44	Pat Newman							2	4	
14	Jill Hodge							3	2	
22	Ellen Smith							0	0	
12	Verrlyn Bann							0	0	
	Team							7		
	TOTALS	38	15	39.5	38	30	78.9	34	17	60

Pos.	Team: Marshall County Players	Field Goals Att.	Made	%	Foul Shots Att.	Made	%	Reb.	Fouls	Total Points
25F	Jane Cook	10	5		10	9		1	0	19
35F	Nancy Powers	16	8		16	12		3	1	28
32F	Linda Snyders	14	1		1	0		8	4	2
24	Candy Orr							12	5	
51	Judy Sanders							3	5	
21	Debbie Vann							0	5	
50	Fran Sharpe							0	0	
23	Jane Connelly							0	0	
31	June Bivins							0	1	
33	Lynda Nix							2	5	
	Team							1		
	TOTALS	30	14	46.7	27	21	77.8	30	26	49

GAME # 6

1925 Tennessean-Peabody State Girls Basketball Tournament

February 26 - February 28, 1925

Line-up:

Lewisburg (35.	Pos.	Belfast (13)
Wheat (23)	F	Prosser
McCroy (6)	F	Hastings
Morton (4)	C	Gabert (13)
Craig	G	McAdams
Cheek	G	Sanders

Substitutes: Lewisburg—Liggert (2) for McCroy, Emerson for Hastings. Referee, Miss Collins. Timer, Miss Gordon.

The line-up:

Lewisburg	Pos.	Pure Fountain
Wheat (35)	F	Robinson (6)
Liggett	F	Medley
Morton (5)	C	Hooper (2)
Cheek	G	Geargin
Craig	G	Frazier

Substitutions—McCory (5) for Liggett. Liggett for Craig, Barnham for Frazier.

Referee—Alf Miles.

The line-up:

Union City	Pos.	Lewisburg
Blanton (21)	F	McCrory (6)
Cunningham (11)	F	Wheat (15)
Dhanke (17)	C	Morton (2)
Coldwell	G	Cheek
Nichols	G	Craig

Substitutions—Garrison for Dhanke, Dhanke for Garrison, Liggett (2) for Craig.

Referee, Miles.