Lake Co. High School
Football
Tiptonville, TN

POSTSEASON HISTORY REPORT

GENERATED APRIL 29, 2024

Summary

Championship Record: 56-37
Appearances (40): 2023, 2022, 2021, 2020, 2019, 2018, 2017, 2014, 2013, 2012, 2011, 2010, 2009, 2008, 2006, 2005, 2004, 2001, 2000, 1999, 1998, 1997, 1996, 1995, 1994, 1993, 1992, 1991, 1989, 1988, 1986, 1985, 1984, 1983, 1980, 1979, 1978, 1977, 1972, 1969
Finals Appearances/Runners-up (6): 1977, 1979, 1980, 1985, 1994, 2019
Championships (3): 2019, 1985, 1980

Finals Appearances

Year	Class	Award	Detail
1977	Class A	Team Runner-Up	
1979	Class A	Team Runner-Up	
1980	Class A	Team Champions	
1985	Class A	Team Champions	
1994	Class 1A	Team Runner-Up	
2019	Class 1A	Team Champions	(15-0)

Awards

None found.

2023 Class 1A State Football Playoffs

November 3 - December 1, 2023

First Round

R1 #1 Cloudland (6-4) 20
Game 101 Fri. Nov. 3 7 PM
R2 #4 Greenback (4-6) 41

R2 #2 Oliver Springs (7-3) 48
Game 102 Fri. Nov. 3 7 PM
R1 #3 North Greene (4-6) 0

R2 #3 Rockwood (5-5) 28
Game 103 Fri. Nov. 3 7 PM
R1 #2 Jellico (6-3) 21

R1 #4 Unaka (2-8) 8
Game 104 Fri. Nov. 3 7 PM
R2 #1 Coalfield (9-1) 63

R3 #1 South Pittsburg (10-0) 63
Game 105 Fri. Nov. 3 7 PM
R4 #4 Jo Byrns (1-9) 0

R4 #2 Clay Co. (6-4) 38
Game 106 Fri. Nov. 3 7 PM
R3 #3 Sale Creek (7-3) 19

R4 #3 Red Boiling Springs (5-5) 12
Game 107 Fri. Nov. 3 7 PM
R3 #2 Whitwell (7-3) 55

R3 #4 Chattanooga Prep (3-7) 12
Game 108 Fri. Nov. 3 7 PM
R4 #1 Gordonsville (6-4) 13

R5 #1 Moore Co. (10-0) 48
Game 109 Fri. Nov. 3 7 PM
R6 #4 Houston Co. (4-6) 0

R6 #2 West Carroll (5-4) 6
Game 110 Fri. Nov. 3 7 PM
R5 #3 Eagleville (6-4) 37

R6 #3 McEwen (4-6) 7
Game 111 Fri. Nov. 3 7 PM
R5 #2 Collinwood (6-3) 37

R5 #4 Cornersville (6-4) 14
Game 112 Fri. Nov. 3 7 PM
R6 #1 McKenzie (9-1) 31

R7 #1 Dresden (10-0) 68
Game 113 Fri. Nov. 3 7 PM
R8 #4 Middleton (1-8) 0

R8 #2 M. Middle College (6-4) 33
Game 114 Fri. Nov. 3 7 PM
R7 #3 Lake Co. (5-5) 22

R8 #3 Westwood (4-6) 6
Game 115 Fri. Nov. 3 7 PM
R7 #2 Union City (7-3) 62

R7 #4 South Fulton (6-4) 14
Game 116 Fri. Nov. 3 7 PM
R8 #1 MASE (8-1) 52

Second Round

Greenback 12
Game 201 Fri. Nov. 10 7 PM
Oliver Springs 34

Rockwood 0
Game 202 Fri. Nov. 10 7 PM
Coalfield 31

South Pittsburg 58
Game 203 Fri. Nov. 10 7 PM
Clay Co. 0

Whitwell 15
Game 204 Fri. Nov. 10 7 PM
Gordonsville 35

Moore Co. 35
Game 205 Fri. Nov. 10 7 PM
Eagleville 0

Collinwood 0
Game 206 Fri. Nov. 10 7 PM
McKenzie 43

Dresden 49
Game 207 Fri. Nov. 10 7 PM
M. Middle College 14

Union City 35
Game 208 Fri. Nov. 10 7 PM
MASE 34

Quarterfinals

Oliver Springs 20
Game 301 Fri. Nov. 17 7 PM
Coalfield 13

South Pittsburg 48
Game 302 Fri. Nov. 17 7 PM
Gordonsville 7

Moore Co. 27
Game 303 Fri. Nov. 17 7 PM
McKenzie 28

Dresden 34
Game 304 Fri. Nov. 17 7 PM
Union City 14

Semifinals

Oliver Springs 6
Game 401 Fri. Nov. 24 7 PM
South Pittsburg 31

McKenzie 25
Game 402 Fri. Nov. 24 7 PM
Dresden 14

Championship

South Pittsburg 14
Game 501 Fri. Dec. 1 3 PM Finley Stadium
McKenzie 7

South Pittsburg
STATE CHAMPION

Notes:
All times are local time. In the first and second rounds the higher seeded team shall be the host school. In the third round and semifinals in odd-numbered years the top team in each bracket shall be the host team. If two teams from the same region meet in the third round, the team seeded higher in the region standings shall host.

2022 Class 1A State Football Playoffs

November 4 - December 2, 2022

First Round

R1 #1 Cloudland (5-5) 38
Game 101 Fri. Nov. 4 7 PM
R2 #4 Oakdale (7-3) 28

R2 #2 Oliver Springs (5-5) 35
Game 102 Fri. Nov. 4 7 PM
R1 #3 Cosby (4-6) 21

R2 #3 Greenback (5-5) 20
Game 103 Fri. Nov. 4 7 PM
R1 #2 Unaka (6-4) 44

R1 #4 North Greene (1-9) 6
Game 104 Fri. Nov. 4 7 PM
R2 #1 Coalfield (9-1) 56

R3 #1 South Pittsburg (8-2) 52
Game 105 Fri. Nov. 4 7 PM
R4 #4 Red Boiling Springs (4-6) 17

R4 #2 Gordonsville (7-3) 49
Game 106 Fri. Nov. 4 7 PM
R3 #3 Lookout Valley (5-5) 8

R4 #3 Jo Byrns (3-7) 13
Game 107 Fri. Nov. 4 7 PM
R3 #2 Whitwell (8-2) 38

R3 #4 Sale Creek (4-6) 0
Game 108 Fri. Nov. 4 7 PM
R4 #1 Clay Co. (9-1) 49

R5 #1 Fayetteville (10-0) 75
Game 109 Fri. Nov. 4 7 PM
R6 #4 South Fulton (5-4) 28

R6 #2 Dresden (8-2) 45
Game 110 Fri. Nov. 4 7 PM
R5 #3 Eagleville (6-4) 14

R6 #3 McEwen (6-4) 14
Game 111 Fri. Nov. 4 7 PM
R5 #2 Moore Co. (9-1) 28

R5 #4 Wayne Co. (6-4) 0
Game 112 Fri. Nov. 4 7 PM
R6 #1 McKenzie (10-0) 63

R7 #1 Peabody (8-2) 35
Game 113 Fri. Nov. 4 7 PM
R8 #4 Bluff City (2-6) 0

R8 #2 Booker T. Washington (4-4) 24
Game 114 Fri. Nov. 4 7 PM
R7 #3 Halls (6-4) 6

R8 #3 Memphis Middle College (5-4) 6
Game 115 Fri. Nov. 4 7 PM
R7 #2 Lake Co. (7-3) 36

R7 #4 West Carroll (5-5) 0
Fri. Nov. 4 7 PM
Game 116 Crump Stadium
R8 #1 MASE (10-0) 50

Second Round

Cloudland 12
Game 201 Fri. Nov. 11 7 PM
Oliver Springs 35

Unaka 12
Game 202 Fri. Nov. 11 7 PM
Coalfield 55

South Pittsburg 7
Game 203 Fri. Nov. 11 7 PM
Gordonsville 14

Whitwell 6
Game 204 Fri. Nov. 11 7 PM
Clay Co. 46

Fayetteville 42
Game 205 Fri. Nov. 11 7 PM
Dresden 17

Moore Co. 21
Game 206 Fri. Nov. 11 7 PM
McKenzie 56

Peabody 42
Game 207 Fri. Nov. 11 7 PM
Booker T. Washington 18

Lake Co. 12
Game 208 Fri. Nov. 11 7 PM Crump Stadium
MASE 42

Quarterfinals

Oliver Springs 0
Game 301 Fri. Nov. 18 7 PM
Coalfield 56

Gordonsville 6
Game 302 Fri. Nov. 18 7 PM
Clay Co. 41

Fayetteville 18
Game 303 Fri. Nov. 18 7 PM
McKenzie 20

Peabody 24
Game 304 Fri. Nov. 18 7 PM
MASE 26

Semifinals

Coalfield 33
Game 401 Fri. Nov. 25 7 PM
Clay Co. 40

McKenzie 34
Game 402 Fri. Nov. 25 7 PM
MASE 0

Championship

Clay Co. 14
Game 501 Fri. Dec. 2 3 PM Finley Stadium
McKenzie 34

McKenzie
STATE CHAMPION

Notes:
All times are local time. In the first and second rounds the higher seeded team shall be the host school. In the third round and semifinals in even-numbered years the bottom team in each bracket shall be the host team. If two teams from the same region meet in the third round, the team seeded higher in the region standings shall host.

2021 Class 1A State Football Playoffs

November 5 - December 3, 2021

Notes:

All times are local time. In the first and second rounds the higher seeded team shall be the host school. In the third round and semifinals in odd-numbered years the top team in each bracket shall be the host team. If two teams from the same region meet in the third round, the team seeded higher in the region standings shall host.

2020 Class 1A State Football Playoffs

November 6 - December 4, 2020

Notes:

All times are local time. In the first and second rounds the higher seeded team shall be the host school. In the third round and semifinals in even-numbered years the bottom team in each bracket shall be the host team. If two teams from the same region meet in the third round, the team seeded higher in the region standings shall host.

2019 Class 1A State Football Playoffs

November 8 - December 6, 2019

First Round

R1 #1	Cloudland (5-5)	28
	Game 101 Fri. Nov. 8 7 PM	
R2 #4	Harriman (3-7)	7
R2 #2	Oliver Springs (8-2)	42
	Game 102 Fri. Nov. 8 7 PM	
R1 #3	Jellico (3-7)	6
R2 #3	Coalfield (7-3)	42
	Game 103 Fri. Nov. 8 7 PM	
R1 #2	Hancock Co. (3-7)	6
R1 #4	Unaka (2-8)	6
	Game 104 Fri. Nov. 8 7 PM	
R2 #1	Greenback (8-2)	51
R3 #1	South Pittsburg (9-0)	48
	Game 105 Fri. Nov. 8 7 PM	
R4 #4	Jo Byrns (2-8)	7
R4 #2	Clay Co. (7-3)	28
	Game 106 Fri. Nov. 8 7 PM	
R3 #3	Sale Creek (4-6)	2
R4 #3	Gordonsville (3-7)	20
	Game 107 Fri. Nov. 8 7 PM	
R3 #2	Copper Basin (6-4)	6
R3 #4	Whitwell (2-8)	21
	Game 108 Fri. Nov. 8 7 PM	
R4 #1	Monterey (10-0)	7
R5 #1	Huntland (7-3)	28
	Game 109 Fri. Nov. 8 7 PM	
R6 #4	Hollow Rock-Bruceton (5-5)	0
R6 #2	McEwen (7-3)	49
	Game 110 Fri. Nov. 8 7 PM	
R5 #3	Mt. Pleasant (8-2)	21
R6 #3	Collinwood (5-5)	10
	Game 111 Fri. Nov. 8 7 PM	
R5 #2	Cornersville (7-3)	31
R5 #4	Richland (6-4)	0
	Game 112 Fri. Nov. 8 7 PM	
R6 #1	Huntingdon (10-0)	56
R7 #1	Lake Co. (10-0)	50
	Game 113 Fri. Nov. 8 7 PM	
R8 #4	Booker T. Washington (5-5)	20
R8 #2	MASE (7-3)	19
	Game 114 Fri. Nov. 8 7 PM	
R7 #3	Greenfield (7-3)	13
R8 #3	Memphis East (6-4)	36
	Game 115 Fri. Nov. 8 7 PM	
R7 #2	West Carroll (6-4)	62
R7 #4	Dresden (4-6)	13
	Game 116 Fri. Nov. 8 7 PM	
R8 #1	Memphis Middle College (9-1)	42

Second Round

Cloudland	0	**Game 201** Fri. Nov. 15 7 PM
Oliver Springs	29	
Coalfield	16	**Game 202** Fri. Nov. 15 7 PM
Greenback	56	
South Pittsburg	57	**Game 203** Fri. Nov. 15 7 PM
Clay Co.	13	
Gordonsville	17	**Game 204** Fri. Nov. 15 7 PM
Whitwell	7	
Huntland	21	**Game 205** Fri. Nov. 15 7 PM
McEwen	13	
Cornersville	7	**Game 206** Fri. Nov. 15 7 PM
Huntingdon	54	
Lake Co.	56	**Game 207** Fri. Nov. 15 7 PM
MASE	0	
West Carroll	28	**Game 208** Fri. Nov. 15 7 PM
Memphis Middle College	14	

Quarterfinals

Oliver Springs	0	**Game 301** Fri. Nov. 22 7 PM
Greenback	35	
South Pittsburg	40	**Game 302** Fri. Nov. 22 7 PM
Gordonsville	0	
Huntland	10	**Game 303** Thu. Nov. 21 7 PM
Huntingdon	42	
Lake Co.	46	**Game 304** Fri. Nov. 22 7 PM
West Carroll	0	

Semifinals

Greenback	27	**Game 401** Fri. Nov. 29 7 PM
South Pittsburg	26	
Huntingdon	20	**Game 402** Fri. Nov. 29 7 PM
Lake Co.	30	

Championship

Greenback	23	**Game 501** Fri. Dec. 6 11 AM TN Tech Univ.
Lake Co.	38	

Lake Co.

STATE CHAMPION

Notes:

All times are local time. In the first and second rounds the higher seeded team shall be the host school. In the third round and semifinals in odd-numbered years the top team in each bracket shall be the host team. If two teams from the same region meet in the third round, the team seeded higher in the region standings shall host.

Scoring Summary (Final)
Lake County vs Greenback (Dec. 6, 2019 at Cookeville, Tenn.)

Lake County (13-0) vs. Greenback (11-3)
Date: Dec. 6, 2019 • Site: Cookeville, Tenn. • Stadium: Tucker Stadium
Attendance:

Score by Quarters	1	2	3	4	Total
Lake County	8	0	14	16	38
Greenback	0	8	15	0	23

Qtr	Time	Scoring Play	V-H
1st	05:18	LAKECO - Matheny, Izaiah 17 yd pass from Snyder, Tanner (Snyder, Tanner rush), 10-50 6:00	8 - 0
2nd	03:19	GRNBACK - Willis, Holden 1 yd run (Belcher, A. pass from Carnes, Braden), 5-82 2:16	8 - 8
3rd	06:32	LAKECO - Matheny, Izaiah 10 yd pass from Snyder, Tanner (Puckett, Cayden rush), 9-80 5:28	16 - 8
	06:13	GRNBACK - Rutgerson, W. 43 yd pass from Willis, Holden (Rutgerson, W. rush), 1-43 0:12	16 - 16
	04:12	LAKECO - Snyder, Tanner 3 yd run (Puckett, Cayden rush failed), 5-71 1:52	22 - 16
	02:44	GRNBACK - Rutgerson, W. 5 yd run (Holmes, Lucas kick), 4-63 1:21	22 - 23
4th	07:28	LAKECO - Snyder, Tanner 4 yd run (Puckett, Cayden rush), 9-92 4:24	30 - 23
	07:10	LAKECO - Snyder, Tanner 33 yd interception return (Snyder, Tanner rush)	38 - 23

Kickoff time: 11:00 AM • End of Game: 1:47 PM • Total elapsed time: 2:47
Officials: Referee: Billy Fellman; Umpire: Mark Jenkins; Linesman: Darrin Crowder;
Line judge: Lance Long; Back judge: Mario Calvetti; Field judge: Edward Arnell;
Side judge: Brian Caroland;
Temperature: 56 deg. • Wind: SSW 6mph • Weather: overcast, windy
Game MVP: Lake County's Tanner Snyder

Team Statistics (Final)
Lake County vs Greenback (Dec. 6, 2019 at Cookeville, Tenn.)

	LAKECO	GRNBACK
FIRST DOWNS	20	9
Rushing	12	2
Passing	8	6
Penalty	0	1
NET YARDS RUSHING	269	39
Rushing Attempts	50	12
Average Per Rush	5.4	3.2
Rushing Touchdowns	2	2
Yards Gained Rushing	290	49
Yards Lost Rushing	21	10
NET YARDS PASSING	266	200
Completions-Attempts-Int	12-22-2	9-27-3
Average Per Attempt	12.1	7.4
Average Per Completion	22.2	22.2
Passing Touchdowns	2	1
TOTAL OFFENSE YARDS	535	239
Total offense plays	72	39
Average Gain Per Play	7.4	6.1
Fumbles: Number-Lost	1-0	0-0
Penalties: Number-Yards	10-84	2-18
PUNTS-YARDS	1-24	3-112
Average Yards Per Punt	24.0	37.3
Net Yards Per Punt	24.0	34.3
Inside 20	0	1
50+ Yards	0	0
Touchbacks	0	0
Fair catch	0	0
KICKOFFS-YARDS	6-248	4-213
Average Yards Per Kickoff	41.3	53.2
Net Yards Per Kickoff	23.2	33.8
Touchbacks	0	1
Fair Catch Yards	0	0
Punt returns: Number-Yards-TD	1-9-0	0-0-0
Average Per Return	9.0	0.0
Kickoff returns: Number-Yds-TD	3-58-0	6-109-0
Average Per Return	19.3	18.2
Interceptions: Number-Yds-TD	3-40-1	2-6-0
Fumble Returns: Number-Yds-TD	0-0-0	0-0-0
Miscellaneous Yards	0	0
Possession Time	35:42	12:18
1st Quarter	7:53	4:07
2nd Quarter	8:07	3:53
3rd Quarter	9:53	2:07
4th Quarter	9:49	2:11
Third-Down Conversions	10 of 14	2 of 6
Fourth-Down Conversions	0 of 3	0 of 1
Red-Zone Scores-Chances	4-6	2-3
Touchdowns	4-6	2-3
Field goals	0-6	0-3
Sacks By: Number-Yards	1-4	0-0
PAT Kicks	0-0	1-1
Field Goals	0-0	0-0
Points off turnovers	16	0

Individual Statistics (Final)
Lake County vs Greenback (Dec. 6, 2019 at Cookeville, Tenn.)

Lake County

Rushing	No.	Gain	Loss	Net	TD	Lg	Avg
Snyder, Tanner	24	138	0	138	2	17	5.8
Puckett, Cayden	11	77	0	77	0	14	7.0
Tubbs, Larry	10	71	0	71	0	34	7.1
Taylor, Malachi	2	4	0	4	0	4	2.0
TEAM	3	0	21	-21	0	0	-7.0
Totals	50	290	21	269	2	34	5.4

Passing	C-A-I	Yds	TD	Long	Sack
Snyder, Tanner	12-22-2	266	2	68	0
Totals	12-22-2	266	2	68	0

Receiving	No.	Yards	TD	Long
Matheny, Izaiah	7	175	2	68
Puckett, Cayden	4	82	0	32
Taylor, Malachi	1	9	0	9
Totals	12	266	2	68

Punting	No.	Yds	Avg	Long	In20	TB
Morgan, Justin	1	24	24.0	24	0	0
Totals	1	24	24.0	24	0	0

	Punt			Kickoff			Intercept		
Returns	No	Yds	Lg	No	Yds	Lg	No	Yds	Lg
Puckett, Cayden	1	9	9	0	0	0	2	7	7
Taylor, Malachi	0	0	0	2	43	22	0	0	0
Tubbs, Larry	0	0	0	1	15	15	0	0	0
Snyder, Tanner	0	0	0	0	0	0	1	33	33
Totals	1	9	9	3	58	22	3	40	33

Field goals	Qtr	Time	Dist	Result

Kickoffs	No.	Yards	Avg	TB	OB
Wilson, John	1	24	24.0	0	0
Thompson-Mason	5	224	44.8	0	0

All-purpose	Run	Rcv	KR	PR	IR	Total
Matheny, Izaiah	0	175	0	0	0	175
Puckett, Cayden	77	82	0	9	7	175
Snyder, Tanner	138	0	0	0	33	171
Tubbs, Larry	71	0	15	0	0	86

FUMBLES: Lake County-TEAM 1-0. Greenback-None.

Greenback

Rushing	No.	Gain	Loss	Net	TD	Lg	Avg
Carnes, Braden	4	30	6	24	0	17	6.0
Rutgerson, W.	7	18	4	14	1	8	2.0
Willis, Holden	1	1	0	1	1	1	1.0
Totals	12	49	10	39	2	17	3.2

Passing	C-A-I	Yds	TD	Long	Sack
Carnes, Braden	8-26-3	157	0	48	1
Willis, Holden	1-1-0	43	1	43	0
Totals	9-27-3	200	1	48	1

Receiving	No.	Yards	TD	Long
Stinnett, Z.	4	116	0	48
Rutgerson, W.	3	71	1	43
Willis, Holden	1	7	0	7
Belcher, A.	1	6	0	6
Totals	9	200	1	48

Punting	No.	Yds	Avg	Long	In20	TB
Willis, Holden	3	112	37.3	45	1	0
Totals	3	112	37.3	45	1	0

	Punt			Kickoff			Intercept		
Returns	No	Yds	Lg	No	Yds	Lg	No	Yds	Lg
Willis, Holden	0	0	0	1	39	39	0	0	0
Rutgerson, W.	0	0	0	3	58	21	0	0	0
Fields, Blake	0	0	0	1	0	0	1	4	4
Duggan, Brennen	0	0	0	0	0	0	1	2	2
Burger, Austin	0	0	0	1	12	12	0	0	0
Totals	0	0	0	6	109	39	2	6	4

Field goals	Qtr	Time	Dist	Result

Kickoffs	No.	Yards	Avg	TB	OB
Holmes, Lucas	4	213	53.2	1	0

All-purpose	Run	Rcv	KR	PR	IR	Total
Rutgerson, W.	14	71	58	0	0	143
Stinnett, Z.	0	116	0	0	0	116
Willis, Holden	1	7	39	0	0	47
Carnes, Braden	24	0	0	0	0	24

Defensive Statistics (Final)
Lake County vs Greenback (Dec. 6, 2019 at Cookeville, Tenn.)

#	Lake County	Solo	Ast	Total	Sacks-Yds	TFL-Yds	FF	FR-Yds	Int-Yds	BrUp	Blks	QBH
32	Wilson, James	4	0	4.0	-	1.0-4	-	-	-	-	-	4
4	Matheny, Izaiah	4	0	4.0	-	-	-	-	-	-	-	-
3	Taylor, Malachi	3	1	3.5	-	-	-	-	-	-	-	-
7	Gross, Keyshon	2	1	2.5	1.0-4	1.0-4	-	-	-	-	-	2
54	Cheirs, Rodshun	2	0	2.0	-	1.0-2	-	-	-	-	-	4
23	Morgan, Justin	2	0	2.0	-	-	-	-	-	1	-	-
12	Puckett, Cayden	1	1	1.5	-	-	-	-	2-7	1	-	-
9	Williams, Ja.	1	0	1.0	-	-	-	-	-	-	-	-
44	Wilson, John	1	0	1.0	-	-	-	-	-	-	-	-
5	Snyder, Tanner	1	0	1.0	-	-	-	-	1-33	1	-	2
2	Williams, Je.	1	0	1.0	-	-	-	-	-	-	-	-
69	Burkett, Terry	0	1	0.5	-	-	-	-	-	-	-	-
72	Thompson-Mason	0	0	0.0	-	-	-	-	-	-	-	1
57	Puckett, C.	0	0	0.0	-	-	-	-	-	-	-	1
33	Abbott, D.	0	0	0.0	-	-	-	-	-	-	-	2
	Totals	22	4	24.0	1.0-4	3.0-10	0	0-0	3-40	3	0	16

#	Greenback	Solo	Ast	Total	Sacks-Yds	TFL-Yds	FF	FR-Yds	Int-Yds	BrUp	Blks	QBH
2	Burger, Austin	8	3	9.5	-	-	-	-	-	1	-	-
15	Belcher, A.	5	5	7.5	-	0.5-0	-	-	-	-	-	-
53	Jeffries, Tyler	3	9	7.5	-	-	-	-	-	1	-	-
1	Rutgerson, W.	4	6	7.0	-	-	-	-	-	1	-	-
50	Carleton, Hazon	3	5	5.5	-	-	-	-	-	-	-	1
5	Fields, Blake	4	1	4.5	-	-	-	-	1-4	1	-	-
52	Bailey, Derrell	1	6	4.0	-	-	-	-	-	-	-	-
20	Stinnett, Z.	2	1	2.5	-	-	-	-	-	-	-	-
23	Willis, Holden	1	3	2.5	-	-	-	-	-	-	-	-
17	Brown, Trace	1	3	2.5	-	-	-	-	-	-	-	-
55	Matoy, Braden	1	3	2.5	-	-	-	-	-	-	-	-
7	Millsaps, J.	1	2	2.0	-	0.5-1	-	-	-	-	-	-
76	Steele, River	1	0	1.0	-	-	-	-	-	-	-	-
4	Duggan, Brennen	0	2	1.0	-	-	-	-	1-2	1	-	-
14	Chabot, Joshua	0	1	0.5	-	-	-	-	-	-	-	-
	Totals	35	50	60.0	0.0-0	1.0-1	0	0-0	2-6	5	0	1

Participation Report (Final)
Lake County vs Greenback (Dec. 6, 2019 at Cookeville, Tenn.)

Lake County: 2-Williams, Je., 3-Taylor, Malachi, 4-Matheny, Izaiah, 5-Snyder, Tanner, 7-Gross, Keyshon, 9-Williams, Ja., 11-Tubbs, Larry, 12-Puckett, Cayden, 23-Morgan, Justin, 32-Wilson, James, 33-Abbott, D., 44-Wilson, John, 54-Cheirs, Rodshun, 57-Puckett, C., 69-Burkett, Terry, 72-Thompson-Mason.

Greenback: 1-Rutgerson, W., 2-Burger, Austin, 4-Duggan, Brennen, 5-Fields, Blake, 6-Carnes, Braden, 7-Millsaps, J., 14-Chabot, Joshua, 15-Belcher, A., 17-Brown, Trace, 20-Stinnett, Z., 23-Willis, Holden, 50-Carleton, Hazon, 52-Bailey, Derrell, 53-Jeffries, Tyler, 55-Matoy, Braden, 58-Holmes, Lucas, 76-Steele, River.

Drive Chart (By Team) (Final)
Lake County vs Greenback (Dec. 6, 2019 at Cookeville, Tenn.)

		Drive Started			Drive Ended			Consumed	
Team	Qtr	Spot	Time	Obtained	Spot	Time	How lost	Pl - Yds	TOP
LAKECO	1st	L50	11:18	Punt	G00	05:18	*TOUCHDOWN	10 - 50	6:00 .
LAKECO		L32	02:57	Punt	G27	01:04	Downs	6 - 41	1:53
LAKECO	2nd	L16	11:03	Punt	G18	05:35	Downs	11 - 66	5:28 .
LAKECO		L29	03:19	Kickoff	G42	00:40	Interception	6 - 29	2:39
LAKECO	3rd	L20	12:00	Kickoff	G00	06:32	*TOUCHDOWN	9 - 80	5:28 .
LAKECO		L29	06:04	Kickoff	G00	04:12	*TOUCHDOWN	5 - 71	1:52 .
LAKECO		L28	02:30	Kickoff	L25	00:59	Punt	3 - (3)	1:31
LAKECO		L09	00:40	Interception	L12	00:01	Interception	2 - 3	0:39
LAKECO	4th	L08	11:52	Interception	G00	07:28	*TOUCHDOWN	9 - 92	4:24 .
LAKECO		G00	07:10	Interception	G00	07:10	*TOUCHDOWN	0 - 0	0:00
LAKECO		L30	05:25	Downs	G23	00:00	End of half	11 - 47	5:25 .

Lake County	1st Qtr	2nd Qtr	3rd Qtr	4th Qtr	1st Half	2nd Half	Total
Time of possession	07:53	08:07	09:53	09:49	16:00	19:42	35:42
3rd down conversions	2-3	2-4	4-5	2-2	4-7	6-7	10-14
Average field position	L41	L22	L21	L19	L31	L20	L25
4th down conversions	0-1	0-2	0-0	0-0	0-3	0-0	0-3

		Drive Started			Drive Ended			Consumed	
Team	Qtr	Spot	Time	Obtained	Spot	Time	How lost	Pl - Yds	TOP
GRNBAC	1st	G31	12:00	Kickoff	G18	11:18	Punt	3 - (13)	0:42
GRNBAC		G31	05:18	Kickoff	G42	02:57	Punt	5 - 11	2:21
GRNBAC		G28	01:04	Downs	G39	11:03	Punt	6 - 11	2:01
GRNBAC	2nd	G18	05:35	Downs	L00	03:19	*TOUCHDOWN	5 - 82	2:16 .
GRNBAC		G26	00:40	Interception	G24	00:00	End of half	2 - (2)	0:40
GRNBAC	3rd	L43	06:25	Kickoff	L00	06:13	*TOUCHDOWN	1 - 43	0:12
GRNBAC		G37	04:05	Kickoff	L00	02:44	*TOUCHDOWN	4 - 63	1:21 .
GRNBAC		L49	00:59	Punt	L49	00:40	Interception	2 - 0	0:19
GRNBAC		L09	00:01	Interception	L07	11:52	Interception	2 - 2	0:09 .
GRNBAC	4th	G29	07:21	Kickoff	G29	07:10	Interception	1 - 0	0:11
GRNBAC		G36	07:08	Kickoff	L30	05:25	Downs	8 - 34	1:43

Greenback	1st Qtr	2nd Qtr	3rd Qtr	4th Qtr	1st Half	2nd Half	Total
Time of possession	04:07	03:53	02:07	02:11	08:00	04:18	12:18
3rd down conversions	0-2	1-2	0-0	1-2	1-4	1-2	2-6
Average field position	G30	G22	L41	G32	G26	G50	G39
4th down conversions	0-0	0-0	0-0	0-1	0-0	0-1	0-1

Drive Chart (By Quarter) (Final)
Lake County vs Greenback (Dec. 6, 2019 at Cookeville, Tenn.)

		Drive Started			Drive Ended			Consumed	
Team	Qtr	Spot	Time	Obtained	Spot	Time	How lost	Pl - Yds	TOP
GRNBAC	1st	G31	12:00	Kickoff	G18	11:18	Punt	3 - (13)	0:42
LAKECO		L50	11:18	Punt	G00	05:18	*TOUCHDOWN	10 - 50	6:00 .
GRNBAC		G31	05:18	Kickoff	G42	02:57	Punt	5 - 11	2:21
LAKECO		L32	02:57	Punt	G27	01:04	Downs	6 - 41	1:53
GRNBAC		G28	01:04	Downs	G39	11:03	Punt	6 - 11	2:01
LAKECO	2nd	L16	11:03	Punt	G18	05:35	Downs	11 - 66	5:28 .
GRNBAC		G18	05:35	Downs	L00	03:19	*TOUCHDOWN	5 - 82	2:16 .
LAKECO		L29	03:19	Kickoff	G42	00:40	Interception	6 - 29	2:39
GRNBAC		G26	00:40	Interception	G24	00:00	End of half	2 - (2)	0:40
LAKECO	3rd	L20	12:00	Kickoff	G00	06:32	*TOUCHDOWN	9 - 80	5:28 .
GRNBAC		L43	06:25	Kickoff	L00	06:13	*TOUCHDOWN	1 - 43	0:12
LAKECO		L29	06:04	Kickoff	G00	04:12	*TOUCHDOWN	5 - 71	1:52 .
GRNBAC		G37	04:05	Kickoff	L00	02:44	*TOUCHDOWN	4 - 63	1:21 .
LAKECO		L28	02:30	Kickoff	L25	00:59	Punt	3 - (3)	1:31
GRNBAC		L49	00:59	Punt	L49	00:40	Interception	2 - 0	0:19
LAKECO		L09	00:40	Interception	L12	00:01	Interception	2 - 3	0:39
GRNBAC		L09	00:01	Interception	L07	11:52	Interception	2 - 2	0:09 .
LAKECO	4th	L08	11:52	Interception	G00	07:28	*TOUCHDOWN	9 - 92	4:24 .
GRNBAC		G29	07:21	Kickoff	G29	07:10	Interception	1 - 0	0:11
LAKECO		G00	07:10	Interception	G00	07:10	*TOUCHDOWN	0 - 0	0:00
GRNBAC		G36	07:08	Kickoff	L30	05:25	Downs	8 - 34	1:43
LAKECO		L30	05:25	Downs	G23	00:00	End of half	11 - 47	5:25 .

Play-by-Play Summary (1st quarter)
Lake County vs Greenback (Dec. 6, 2019 at Cookeville, Tenn.)

Lake County captains: Matheny, Snyder, Puckett, Gross
Greenback captains: Stinnett, Willis, Carleton, Bailey
Greenback won toss, elects to receive, will defend north end zone

1-10 Lakeco 40 LAKECO ball on LAKECO40.
Thompson-Mason kickoff 50 yards to the GRNBACK10, Rutgerson, W. return 21 yards to the GRNBACK31 (Matheny, Izaiah).
1-10 Grnback 31 Carnes, Braden pass incomplete to Stinnett, Z., QB hurry by Cheirs, Rodshun.
2-10 Grnback 31 Carnes, Braden pass incomplete to Rutgerson, W. (Wilson, James), PENALTY GRNBACK holding (Bailey, Derrell) 13 yards to the GRNBACK18, NO PLAY.
2-23 Grnback 18 Carnes, Braden pass incomplete to Willis, Holden (Snyder, Tanner).
3-23 Grnback 18 Timeout Greenback, clock 11:36.
3-23 Grnback 18 Carnes, Braden pass incomplete to Willis, Holden, dropped pass.
4-23 Grnback 18 Willis, Holden punt 32 yards to the 50 yardline, downed.

3 plays, minus 13 yards, 0:42

LAKE COUNTY drive start at 11:18.
1-10 Lakeco 50 Tubbs, Larry rush for 6 yards to the GRNBACK44 (Burger, Austin).
2-4 Grnback 44 Snyder, Tanner rush for no gain to the GRNBACK44 (Bailey, Derrell;Matoy, Braden).
3-4 Grnback 44 Snyder, Tanner pass complete to Puckett, Cayden for 12 yards to the GRNBACK32, 1ST DOWN LAKECO (Rutgerson, W.). P1
1-10 Grnback 32 Snyder, Tanner rush for 4 yards to the GRNBACK28 (Bailey, Derrell;Jeffries, Tyler).
2-6 Grnback 28 Snyder, Tanner rush for 15 yards to the GRNBACK13, 1ST DOWN LAKECO (Belcher, A.). R2
1-10 Grnback 13 Snyder, Tanner rush for 2 yards to the GRNBACK11 (Bailey, Derrell;Jeffries, Tyler).
2-8 Grnback 11 Snyder, Tanner pass complete to Puckett, Cayden for 10 yards to the GRNBACK1, 1ST DOWN LAKECO (Fields, Blake). P3
1-G Grnback 01 Tubbs, Larry rush for no gain to the GRNBACK1 (Belcher, A.;Brown, Trace).
2-G Grnback 01 PENALTY LAKECO false start (Gross, Keyshon) 4 yards to the GRNBACK5.
2-G Grnback 05 TEAM rush for loss of 5 yards to the GRNBACK10, fumble by TEAM recovered by LAKECO Snyder, Tanner at GRNBACK17.
3-G Grnback 17 Snyder, Tanner pass complete to Matheny, Izaiah for 17 yards to the GRNBACK0, TOUCHDOWN, clock 05:18.
1-G Grnback 03 Snyder, Tanner rush attempt good.

Lake County 8, Greenback 0

10 plays, 50 yards, 6:00

Thompson-Mason kickoff 50 yards to the GRNBACK10, Rutgerson, W. return 21 yards to the GRNBACK31 (Matheny, Izaiah).

GREENBACK drive start at 05:18.
1-10 Grnback 31 Rutgerson, W. rush for no gain to the GRNBACK31 (Burkett, Terry;Gross, Keyshon).
2-10 Grnback 31 Carnes, Braden pass complete to Stinnett, Z. for 19 yards to the 50 yardline, 1ST DOWN GRNBACK (Morgan, Justin). P1
1-10 Grnback 50 Rutgerson, W. rush for loss of 4 yards to the GRNBACK46 (Wilson, James).
2-14 Grnback 46 Carnes, Braden sacked for loss of 4 yards to the GRNBACK42 (Gross, Keyshon).
3-18 Grnback 42 Carnes, Braden pass incomplete to Fields, Blake, QB hurry by Thompson-Mason.
4-18 Grnback 42 Willis, Holden punt 35 yards to the LAKECO23, Puckett, Cayden return 9 yards to the LAKECO32 (Burger, Austin).

5 plays, 11 yards, 2:21

LAKE COUNTY drive start at 02:57.
1-10 Lakeco 32 Tubbs, Larry rush for 4 yards to the LAKECO36 (Jeffries, Tyler).
2-6 Lakeco 36 Tubbs, Larry rush for 34 yards to the GRNBACK30, 1ST DOWN LAKECO (Burger, Austin). R4
1-10 Grnback 30 Snyder, Tanner pass incomplete to Taylor, Malachi.
2-10 Grnback 30 PENALTY LAKECO false start 5 yards to the GRNBACK35.
2-15 Grnback 35 PENALTY LAKECO false start 5 yards to the GRNBACK40.
2-20 Grnback 40 Tubbs, Larry rush for 3 yards to the GRNBACK37 (Belcher, A.;Jeffries, Tyler).
3-17 Grnback 37 Snyder, Tanner rush for 10 yards to the GRNBACK27 (Chabot, Joshua;Bailey, Derrell).
4-7 Grnback 27 Snyder, Tanner pass incomplete to Gross, Keyshon (Burger, Austin), QB hurry by Carleton, Hazon.

6 plays, 41 yards, 1:53

GREENBACK drive start at 01:04.
1-10 Grnback 27 GRNBACK ball on GRNBACK28.
1-10 Grnback 28 Rutgerson, W. rush for 3 yards to the GRNBACK31 (Puckett, Cayden).
2-7 Grnback 31 Carnes, Braden pass complete to Belcher, A. for 6 yards to the GRNBACK37 (Wilson, John).

END OF 1st QUARTER: Lake County 8, Greenback 0

		Time	1st Downs				Conversions				
Quarter Summary	Score	Poss	R	P	X	T	3rd	4th	Rushing	Passing	Penalties
Lake County	8	07:53	2	2	0	4	2-3	0-1	11-66	3-5-0-39	3-14
Greenback	0	04:07	0	1	0	1	0-2	0-0	4-(-5)	2-6-0-25	1-13

Quickie Statistics (1st quarter)
Lake County vs Greenback (Dec. 6, 2019 at Cookeville, Tenn.)

	LAKECO	GRNBACK
Score	8	0
FIRST DOWNS	4	1
RUSHES-YARDS (NET)	11-66	4--5
PASSING YDS (NET)	39	25
Passes Att-Comp-Int	5-3-0	6-2-0
TOTAL OFFENSE PLAYS-YARDS	16-105	10-20
Fumble Returns-Yards	0-0	0-0
Punt Returns-Yards	1-9	0-0
Kickoff Returns-Yards	0-0	2-42
Interception Returns-Yards	0-0	0-0
Punts (Number-Avg)	0-0.0	2-33.5
Fumbles-Lost	1-0	0-0
Penalties-Yards	3-14	1-13
Possession Time	07:53	04:07
Third-Down Conversions	2 of 3	0 of 2
Fourth-Down Conversions	0 of 1	0 of 0

Lake County

Rushing	No.	Gain	Loss	Net	TD	Lg	Avg
Tubbs, Larry	5	47	0	47	0	34	9.4
Snyder, Tanner	5	31	0	31	0	15	6.2
TEAM	1	0	12	-12	0	0	-12.0

Passing	C-A-I	Yds	TD	Long	Sack
Snyder, Tanner	3-5-0	39	1	17	0

Receiving	No.	Yards	TD	Long
Puckett, Cayden	2	22	0	12
Matheny, Izaiah	1	17	1	17

Punting	No.	Yds	Avg	Long	In20	TB

Punt Returns	No.	Yards	TD	Long
Puckett, Cayden	1	9	0	9

Kick Returns	No.	Yards	TD	Long

Tackles	UA-A	Total	Sacks	TFL
Matheny, Izaiah	2-0	2.0	0.0	0.0
Gross, Keyshon	1-1	1.5	1.0	1.0
Puckett, Cayden	1-0	1.0	0.0	0.0
Morgan, Justin	1-0	1.0	0.0	0.0

Greenback

Rushing	No.	Gain	Loss	Net	TD	Lg	Avg
Rutgerson, W.	3	3	4	-1	0	3	-0.3
Carnes, Braden	1	0	4	-4	0	0	-4.0

Passing	C-A-I	Yds	TD	Long	Sack
Carnes, Braden	2-6-0	25	0	19	1

Receiving	No.	Yards	TD	Long
Stinnett, Z.	1	19	0	19
Belcher, A.	1	6	0	6

Punting	No.	Yds	Avg	Long	In20	TB
Willis, Holden	2	67	33.5	35	0	0

Punt Returns	No.	Yards	TD	Long

Kick Returns	No.	Yards	TD	Long
Rutgerson, W.	2	42	0	21

Tackles	UA-A	Total	Sacks	TFL
Burger, Austin	3-0	3.0	0.0	0.0
Jeffries, Tyler	1-3	2.5	0.0	0.0
Belcher, A.	1-2	2.0	0.0	0.0
Bailey, Derrell	0-4	2.0	0.0	0.0

Qtr	Time	Scoring Play	V-H
1st	05:18	LAKECO - Matheny, Izaiah 17 yd pass from Snyder, Tanner (Snyder, Tanner rush), 10-50 6:00	8 - 0

Play-by-Play Summary (2nd quarter)
Lake County vs Greenback (Dec. 6, 2019 at Cookeville, Tenn.)

3-1	Grnback 37	Start of 2nd quarter, clock 12:00.	
3-1	Grnback 37	PENALTY GRNBACK false start 5 yards to the GRNBACK32.	
3-6	Grnback 32	Carnes, Braden pass complete to Willis, Holden for 7 yards to the GRNBACK39, 1ST DOWN GRNBACK (Taylor, Malachi).	P2
1-10	Grnback 39	Carnes, Braden pass incomplete to Willis, Holden (Puckett, Cayden).	
2-10	Grnback 39	Carnes, Braden pass incomplete to Willis, Holden, QB hurry by Snyder, Tanner.	
3-10	Grnback 39	Carnes, Braden pass incomplete to Fields, Blake (Morgan, Justin).	
4-10	Grnback 39	Willis, Holden punt 45 yards to the LAKECO16, out-of-bounds.	

6 plays, 11 yards, 2:01

LAKE COUNTY drive start at 11:03.

1-10	Lakeco 16	Snyder, Tanner rush for 4 yards to the LAKECO20 (Burger, Austin).	
2-6	Lakeco 20	Tubbs, Larry rush for 3 yards to the LAKECO23 (Jeffries, Tyler).	
3-3	Lakeco 23	Snyder, Tanner rush for 4 yards to the LAKECO27, 1ST DOWN LAKECO (Carleton, Hazon).	R5
1-10	Lakeco 27	Snyder, Tanner pass complete to Puckett, Cayden for 32 yards to the GRNBACK41, 1ST DOWN LAKECO (Stinnett, Z.).	P6
1-10	Grnback 41	Tubbs, Larry rush for 9 yards to the GRNBACK32 (Rutgerson, W.).	
2-1	Grnback 32	Snyder, Tanner pass incomplete to Matheny, Izaiah.	
3-1	Grnback 32	Tubbs, Larry rush for 5 yards to the GRNBACK27, 1ST DOWN LAKECO (Rutgerson, W.;Belcher, A.).	R7
1-10	Grnback 27	Tubbs, Larry rush for 4 yards to the GRNBACK23 (Willis, Holden;Jeffries, Tyler).	
2-6	Grnback 23	Snyder, Tanner pass complete to Matheny, Izaiah for 2 yards to the GRNBACK21 (Fields, Blake).	
3-4	Grnback 21	Tubbs, Larry rush for 3 yards to the GRNBACK18 (Bailey, Derrell).	
4-1	Grnback 18	Timeout Greenback, clock 05:42.	
4-1	Grnback 18	Snyder, Tanner rush for no gain to the GRNBACK18 (Willis, Holden;Jeffries, Tyler).	

11 plays, 66 yards, 5:28

GREENBACK drive start at 05:35.

1-10	Grnback 18	Carnes, Braden pass complete to Stinnett, Z. for 9 yards to the GRNBACK27 (Williams, Ja.).	
2-1	Grnback 27	Carnes, Braden pass complete to Stinnett, Z. for 48 yards to the LAKECO25, 1ST DOWN GRNBACK (Morgan, Justin), QB hurry by Gross, Keyshon.	P3
1-10	Lakeco 25	Carnes, Braden pass complete to Rutgerson, W. for 7 yards to the LAKECO18 (Gross, Keyshon).	
2-3	Lakeco 18	Carnes, Braden rush for 17 yards to the LAKECO1, 1ST DOWN GRNBACK (Taylor, Malachi;Puckett, Cayden).	R4
1-G	Lakeco 01	Willis, Holden rush for 1 yard to the LAKECO0, TOUCHDOWN, clock 03:19.	
1-G	Lakeco 03	Carnes, Braden pass attempt to Belcher, A. good.	

Greenback 8, Lake County 8

5 plays, 82 yards, 2:16

Holmes, Lucas kickoff 46 yards to the LAKECO14, Tubbs, Larry return 15 yards to the LAKECO29 (Belcher, A.).

LAKE COUNTY drive start at 03:19.

1-10	Lakeco 29	Puckett, Cayden rush for 7 yards to the LAKECO36 (Belcher, A.).	
2-3	Lakeco 36	Snyder, Tanner pass complete to Puckett, Cayden for 28 yards to the GRNBACK36, 1ST DOWN LAKECO (Fields, Blake).	P8
1-10	Grnback 36	Snyder, Tanner rush for 6 yards to the GRNBACK30 (Willis, Holden;Jeffries, Tyler).	
2-4	Grnback 30	Snyder, Tanner pass incomplete to Matheny, Izaiah (Fields, Blake).	
3-4	Grnback 30	Puckett, Cayden rush for 3 yards to the GRNBACK27 (Jeffries, Tyler).	
4-1	Grnback 27	Timeout Lake County, clock 01:10.	
4-1	Grnback 27	Snyder, Tanner rush for 6 yards to the GRNBACK21 (Belcher, A.), PENALTY LAKECO illegal block 15 yards to the GRNBACK42, NO PLAY.	
4-16	Grnback 42	Snyder, Tanner pass intercepted by Fields, Blake at the GRNBACK22, Fields, Blake return 4 yards to the GRNBACK26.	

6 plays, 29 yards, 2:39

GREENBACK drive start at 00:40.

1-10	Grnback 26	Carnes, Braden pass incomplete to Rutgerson, W., QB hurry by Snyder, Tanner.	
2-10	Grnback 26	Carnes, Braden rush for loss of 2 yards to the GRNBACK24 (Cheirs, Rodshun).	
		End of half, clock 00:00.	

2 plays, minus 2 yards, 0:40

END OF 2nd QUARTER: Greenback 8, Lake County 8

Quarter Summary	Score	Time Poss	1st Downs R	P	X	T	Conversions 3rd	4th	Rushing	Passing	Penalties
Lake County	0	08:07	2	2	0	4	2-4	0-2	11-48	3-6-1-62	1-15
Greenback	8	03:53	1	2	0	3	1-2	0-0	3-16	4-8-0-71	1-5

Quickie Statistics (Halftime)
Lake County vs Greenback (Dec. 6, 2019 at Cookeville, Tenn.)

	LAKECO	GRNBACK
Score	8	8
FIRST DOWNS	8	4
RUSHES-YARDS (NET)	22-114	7-11
PASSING YDS (NET)	101	96
Passes Att-Comp-Int	11-6-1	14-6-0
TOTAL OFFENSE PLAYS-YARDS	33-215	21-107
Fumble Returns-Yards	0-0	0-0
Punt Returns-Yards	1-9	0-0
Kickoff Returns-Yards	1-15	2-42
Interception Returns-Yards	0-0	1-4
Punts (Number-Avg)	0-0.0	3-37.3
Fumbles-Lost	1-0	0-0
Penalties-Yards	4-29	2-18
Possession Time	16:00	08:00
Third-Down Conversions	4 of 7	1 of 4
Fourth-Down Conversions	0 of 3	0 of 0

Lake County

Rushing	No.	Gain	Loss	Net	TD	Lg	Avg
Tubbs, Larry	10	71	0	71	0	34	7.1
Snyder, Tanner	9	45	0	45	0	15	5.0
Puckett, Cayden	2	10	0	10	0	7	5.0
TEAM	1	0	12	-12	0	0	-12.0

Passing	C-A-I	Yds	TD	Long	Sack
Snyder, Tanner	6-11-1	101	1	32	0

Receiving	No.	Yards	TD	Long
Puckett, Cayden	4	82	0	32
Matheny, Izaiah	2	19	1	17

Punting	No.	Yds	Avg	Long	In20	TB

Punt Returns	No.	Yards	TD	Long
Puckett, Cayden	1	9	0	9

Kick Returns	No.	Yards	TD	Long
Tubbs, Larry	1	15	0	15

Tackles	UA-A	Total	Sacks	TFL
Gross, Keyshon	2-1	2.5	1.0	1.0
Matheny, Izaiah	2-0	2.0	0.0	0.0
Morgan, Justin	2-0	2.0	0.0	0.0
Puckett, Cayden	1-1	1.5	0.0	0.0

Greenback

Rushing	No.	Gain	Loss	Net	TD	Lg	Avg
Carnes, Braden	3	17	6	11	0	17	3.7
Willis, Holden	1	1	0	1	1	1	1.0
Rutgerson, W.	3	3	4	-1	0	3	-0.3

Passing	C-A-I	Yds	TD	Long	Sack
Carnes, Braden	6-14-0	96	0	48	1

Receiving	No.	Yards	TD	Long
Stinnett, Z.	3	76	0	48
Willis, Holden	1	7	0	7
Rutgerson, W.	1	7	0	7
Belcher, A.	1	6	0	6

Punting	No.	Yds	Avg	Long	In20	TB
Willis, Holden	3	112	37.3	45	1	0

Punt Returns	No.	Yards	TD	Long

Kick Returns	No.	Yards	TD	Long
Rutgerson, W.	2	42	0	21

Tackles	UA-A	Total	Sacks	TFL
Jeffries, Tyler	3-6	6.0	0.0	0.0
Belcher, A.	3-3	4.5	0.0	0.0
Burger, Austin	4-0	4.0	0.0	0.0
Fields, Blake	3-0	3.0	0.0	0.0

Qtr	Time	Scoring Play	V-H
1st	05:18	LAKECO - Matheny, Izaiah 17 yd pass from Snyder, Tanner (Snyder, Tanner rush), 10-50 6:00	8 - 0
2nd	03:19	GRNBACK - Willis, Holden 1 yd run (Belcher, A. pass from Carnes, Braden), 5-82 2:16	8 - 8

Play-by-Play Summary (3rd quarter)
Lake County vs Greenback (Dec. 6, 2019 at Cookeville, Tenn.)

Start of 3rd quarter, clock 12:00.
Holmes, Lucas kickoff 76 yards to the LAKECO0, touchback.

LAKE COUNTY drive start at 12:00.

1-10	Lakeco 20	Puckett, Cayden rush for 6 yards to the LAKECO26 (Carleton, Hazon).	
2-4	Lakeco 26	Taylor, Malachi rush for no gain to the LAKECO26 (Burger, Austin).	
3-4	Lakeco 26	Puckett, Cayden rush for 14 yards to the LAKECO40, 1ST DOWN LAKECO (Burger, Austin).	R9
1-10	Lakeco 40	Puckett, Cayden rush for 2 yards to the LAKECO42 (Brown, Trace;Jeffries, Tyler).	
2-8	Lakeco 42	Snyder, Tanner rush for 3 yards to the LAKECO45 (Rutgerson, W.;Burger, Austin).	
3-5	Lakeco 45	Puckett, Cayden rush for 11 yards to the GRNBACK44 (Willis, Holden;Jeffries, Tyler), PENALTY LAKECO illegal shift 5 yards to the LAKECO40, NO PLAY.	
3-10	Lakeco 40	Snyder, Tanner pass complete to Matheny, Izaiah for 48 yards to the GRNBACK12, 1ST DOWN LAKECO (Rutgerson, W.).	P10
1-10	Grnback 12	Timeout Lake County, clock 07:23.	
1-10	Grnback 12	Snyder, Tanner pass incomplete to Gross, Keyshon (Jeffries, Tyler).	
2-10	Grnback 12	Snyder, Tanner rush for 2 yards to the GRNBACK10 (Belcher, A.;Bailey, Derrell).	
3-8	Grnback 10	Snyder, Tanner pass complete to Matheny, Izaiah for 10 yards to the GRNBACK0, 1ST DOWN LAKECO, TOUCHDOWN, clock 06:32.	P11
1-G	Grnback 03	Puckett, Cayden rush attempt good.	

Lake County 16, Greenback 8

9 plays, 80 yards, 5:35

Thompson-Mason kickoff 42 yards to the GRNBACK18, Willis, Holden return 39 yards to the LAKECO43, out-of-bounds (Matheny, Izaiah).

GREENBACK drive start at 06:25.

1-10	Lakeco 43	Willis, Holden pass complete to Rutgerson, W. for 43 yards to the LAKECO0, 1ST DOWN GRNBACK, TOUCHDOWN, clock 06:13.	P5
1-G	Lakeco 03	Rutgerson, W. rush attempt good.	

Greenback 16, Lake County 16

1 play, 43 yards, 0:21

Holmes, Lucas kickoff 52 yards to the LAKECO8, Taylor, Malachi return 21 yards to the LAKECO29 (Fields, Blake;Carleton, Hazon).

LAKE COUNTY drive start at 06:04.

1-10	Lakeco 29	Snyder, Tanner rush for 8 yards to the LAKECO37 (Belcher, A.;Bailey, Derrell), PENALTY LAKECO holding (Gross, Keyshon) 11 yards to the LAKECO18, NO PLAY.	
1-21	Lakeco 18	1st and 21.	
1-21	Lakeco 18	Snyder, Tanner pass incomplete to Morgan, Justin (Rutgerson, W.).	
2-21	Lakeco 18	Taylor, Malachi rush for 4 yards to the LAKECO22 (Millsaps, J.).	
3-17	Lakeco 22	Snyder, Tanner pass complete to Matheny, Izaiah for 68 yards to the GRNBACK10, 1ST DOWN LAKECO, out-of-bounds (Willis, Holden).	P12
1-G	Grnback 10	Timeout Lake County, clock 04:59.	
1-G	Grnback 10	Puckett, Cayden rush for 7 yards to the GRNBACK3 (Brown, Trace).	
2-G	Grnback 03	Snyder, Tanner rush for 3 yards to the GRNBACK0, TOUCHDOWN, clock 04:12.	
1-G	Grnback 03	Puckett, Cayden rush attempt failed.	

Lake County 22, Greenback 16

5 plays, 71 yards, 1:59

Thompson-Mason kickoff 35 yards to the GRNBACK25, Burger, Austin return 12 yards to the GRNBACK37 (Williams, Je.).

GREENBACK drive start at 04:05.

1-10	Grnback 37	PENALTY LAKECO encroachment (Cheirs, Rodshun) 5 yards to the GRNBACK42.	
1-5	Grnback 42	Carnes, Braden pass complete to Stinnett, Z. for 40 yards to the LAKECO18, 1ST DOWN GRNBACK, out-of-bounds (Taylor, Malachi).	P6
1-10	Lakeco 18	Rutgerson, W. rush for 8 yards to the LAKECO10 (Cheirs, Rodshun).	
2-2	Lakeco 10	Rutgerson, W. rush for no gain to the LAKECO10 (Wilson, James), PENALTY LAKECO face mask 5 yards to the LAKECO5, 1ST DOWN GRNBACK.	X7
1-G	Lakeco 05	1st and 5.	
1-G	Lakeco 05	Rutgerson, W. rush for 5 yards to the LAKECO0, TOUCHDOWN, clock 02:44.	
1-G	Lakeco 03	Holmes, Lucas kick attempt good.	

Greenback 23, Lake County 22

4 plays, 63 yards, 3:06

Holmes, Lucas kickoff 39 yards to the LAKECO21, Taylor, Malachi return 22 yards to the LAKECO43, clock 02:30, PENALTY LAKECO personal foul 15 yards to the LAKECO28, 1st and 10, LAKECO ball on LAKECO28.

1-10	Lakeco 28	Timeout Lake County, clock 02:30.
1-10	Lakeco 28	PENALTY LAKECO unsportsmanlike conduct 14 yards to the LAKECO14.
1-24	Lakeco 14	Snyder, Tanner pass incomplete to Matheny, Izaiah, PENALTY LAKECO pass interference declined.
2-24	Lakeco 14	Puckett, Cayden rush for 12 yards to the LAKECO26 (Belcher, A.).
3-12	Lakeco 26	Snyder, Tanner pass complete to Matheny, Izaiah for loss of 1 yard to the LAKECO25 (Millsaps, J.;Belcher, A.).
4-13	Lakeco 25	Timeout Greenback, clock 01:11.

Play-by-Play Summary (3rd quarter)
Lake County vs Greenback (Dec. 6, 2019 at Cookeville, Tenn.)

4-13 Lakeco 25 Morgan, Justin punt 24 yards to the LAKECO49, out-of-bounds.

3 plays, minus 3 yards, 1:45

GREENBACK drive start at 00:59.

1-10 Lakeco 49 Carnes, Braden pass incomplete to Rutgerson, W., QB hurry by Wilson, James.

2-10 Lakeco 49 Carnes, Braden pass intercepted by Puckett, Cayden at the LAKECO9, Puckett, Cayden return 0 yards to the LAKECO9 (Stinnett, Z.), QB hurry by Cheirs, Rodshun.

2 plays, 0 yards, 0:19

LAKE COUNTY drive start at 00:40.

1-10 Lakeco 09 Snyder, Tanner rush for 3 yards to the LAKECO12 (Millsaps, J.;Brown, Trace).

2-7 Lakeco 12 Snyder, Tanner pass intercepted by Duggan, Brennen at the LAKECO11, Duggan, Brennen return 2 yards to the LAKECO9 (Taylor, Malachi).

2 plays, 3 yards, 0:39

GREENBACK drive start at 00:01.

1-G Lakeco 09 Rutgerson, W. rush for 2 yards to the LAKECO7 (Wilson, James).

END OF 3rd QUARTER: Greenback 23, Lake County 22

		Time	1st Downs				Conversions				
Quarter Summary	Score	Poss	R	P	X	T	3rd	4th	Rushing	Passing	Penalties
Lake County	14	08:13	1	3	0	4	4-5	0-0	11-56	4-8-1-125	6-55
Greenback	15	03:47	0	2	1	3	0-0	0-0	4-15	2-4-1-83	0-0

Quickie Statistics (3rd quarter)
Lake County vs Greenback (Dec. 6, 2019 at Cookeville, Tenn.)

	LAKECO	GRNBACK
Score	22	23
FIRST DOWNS	12	7
RUSHES-YARDS (NET)	33-170	11-26
PASSING YDS (NET)	226	179
Passes Att-Comp-Int	19-10-2	18-8-1
TOTAL OFFENSE PLAYS-YARDS	52-396	29-205
Fumble Returns-Yards	0-0	0-0
Punt Returns-Yards	1-9	0-0
Kickoff Returns-Yards	3-58	4-93
Interception Returns-Yards	1-0	2-6
Punts (Number-Avg)	1-24.0	3-37.3
Fumbles-Lost	1-0	0-0
Penalties-Yards	10-84	2-18
Possession Time	24:13	11:47
Third-Down Conversions	8 of 12	1 of 4
Fourth-Down Conversions	0 of 3	0 of 0

Lake County

Rushing	No.	Gain	Loss	Net	TD	Lg	Avg
Tubbs, Larry	10	71	0	71	0	34	7.1
Snyder, Tanner	13	56	0	56	1	15	4.3
Puckett, Cayden	7	51	0	51	0	14	7.3
Taylor, Malachi	2	4	0	4	0	4	2.0

Passing	C-A-I	Yds	TD	Long	Sack
Snyder, Tanner	10-19-2	226	2	68	0

Receiving	No.	Yards	TD	Long
Matheny, Izaiah	6	144	2	68
Puckett, Cayden	4	82	0	32

Punting	No.	Yds	Avg	Long	In20	TB
Morgan, Justin	1	24	24.0	24	0	0

Punt Returns	No.	Yards	TD	Long
Puckett, Cayden	1	9	0	9

Kick Returns	No.	Yards	TD	Long
Taylor, Malachi	2	43	0	22
Tubbs, Larry	1	15	0	15

Tackles	UA-A	Total	Sacks	TFL
Taylor, Malachi	3-1	3.5	0.0	0.0
Matheny, Izaiah	3-0	3.0	0.0	0.0
Wilson, James	3-0	3.0	0.0	1.0
Gross, Keyshon	2-1	2.5	1.0	1.0

Greenback

Rushing	No.	Gain	Loss	Net	TD	Lg	Avg
Rutgerson, W.	7	18	4	14	1	8	2.0
Carnes, Braden	3	17	6	11	0	17	3.7
Willis, Holden	1	1	0	1	1	1	1.0

Passing	C-A-I	Yds	TD	Long	Sack
Carnes, Braden	7-17-1	136	0	48	1
Willis, Holden	1-1-0	43	1	43	0

Receiving	No.	Yards	TD	Long
Stinnett, Z.	4	116	0	48
Rutgerson, W.	2	50	1	43
Willis, Holden	1	7	0	7
Belcher, A.	1	6	0	6

Punting	No.	Yds	Avg	Long	In20	TB
Willis, Holden	3	112	37.3	45	1	0

Punt Returns	No.	Yards	TD	Long

Kick Returns	No.	Yards	TD	Long
Rutgerson, W.	2	42	0	21
Willis, Holden	1	39	0	39

Tackles	UA-A	Total	Sacks	TFL
Burger, Austin	6-1	6.5	0.0	0.0
Belcher, A.	4-5	6.5	0.0	0.5
Jeffries, Tyler	3-7	6.5	0.0	0.0
Rutgerson, W.	3-2	4.0	0.0	0.0

Qtr	Time	Scoring Play	V-H
1st	05:18	LAKECO - Matheny, Izaiah 17 yd pass from Snyder, Tanner (Snyder, Tanner rush), 10-50 6:00	8 - 0
2nd	03:19	GRNBACK - Willis, Holden 1 yd run (Belcher, A. pass from Carnes, Braden), 5-82 2:16	8 - 8
3rd	06:32	LAKECO - Matheny, Izaiah 10 yd pass from Snyder, Tanner (Puckett, Cayden rush), 9-80 5:35	16 - 8
	06:13	GRNBACK - Rutgerson, W. 43 yd pass from Willis, Holden (Rutgerson, W. rush), 1-43 0:21	16 - 16
	04:12	LAKECO - Snyder, Tanner 3 yd run (Puckett, Cayden rush failed), 5-71 1:59	22 - 16
	02:44	GRNBACK - Rutgerson, W. 5 yd run (Holmes, Lucas kick), 4-63 3:06	22 - 23

Play-by-Play Summary (4th quarter)
Lake County vs Greenback (Dec. 6, 2019 at Cookeville, Tenn.)

2-G	Lakeco 07	Start of 4th quarter, clock 12:00.	
2-G	Lakeco 07	Carnes, Braden pass intercepted by Puckett, Cayden at the LAKECO1, Puckett, Cayden return 7 yards to the LAKECO8 (Rutgerson, W.;Stinnett, Z.).	

2 plays, 2 yards, 0:09

LAKE COUNTY drive start at 11:52.

1-10	Lakeco 08	Puckett, Cayden rush for 3 yards to the LAKECO11 (Carleton, Hazon;Jeffries, Tyler).	
2-7	Lakeco 11	Snyder, Tanner pass incomplete to Wilson, James (Duggan, Brennen).	
3-7	Lakeco 11	Snyder, Tanner pass complete to Matheny, Izaiah for 31 yards to the LAKECO42, 1ST DOWN LAKECO (Fields, Blake), PENALTY GRNBACK pass interference declined.	P13
1-10	Lakeco 42	Snyder, Tanner rush for 16 yards to the GRNBACK42, 1ST DOWN LAKECO (Carleton, Hazon).	R14
1-10	Grnback 42	Puckett, Cayden rush for 2 yards to the GRNBACK40 (Belcher, A.).	
2-8	Grnback 40	Snyder, Tanner rush for 17 yards to the GRNBACK23, 1ST DOWN LAKECO (Burger, Austin).	R15
1-10	Grnback 23	Snyder, Tanner pass complete to Taylor, Malachi for 9 yards to the GRNBACK14 (Rutgerson, W.;Duggan, Brennen).	
2-1	Grnback 14	Snyder, Tanner rush for 10 yards to the GRNBACK4, 1ST DOWN LAKECO (Rutgerson, W.;Carleton, Hazon).	R16
1-G	Grnback 04	Snyder, Tanner rush for 4 yards to the GRNBACK0, TOUCHDOWN, clock 07:28.	
1-G	Grnback 03	Puckett, Cayden rush attempt good.	

Lake County 30, Greenback 23

9 plays, 92 yards, 4:31

Thompson-Mason kickoff 47 yards to the GRNBACK13, Rutgerson, W. return 16 yards to the GRNBACK29 (Wilson, James).

GREENBACK drive start at 07:21.

1-10	Grnback 29	Carnes, Braden pass intercepted by Snyder, Tanner at the GRNBACK33, Snyder, Tanner return 33 yards to the GRNBACK0, TOUCHDOWN, clock 07:10, QB hurry by Wilson, James.	

1 play, 0 yards, 0:11

1-G	Grnback 03	Snyder, Tanner rush attempt good.	

Lake County 38, Greenback 23

Wilson, John kickoff 24 yards to the GRNBACK36, Fields, Blake return 0 yards to the GRNBACK36.

GREENBACK drive start at 07:08.

1-10	Grnback 36	Carnes, Braden pass incomplete to Rutgerson, W., QB hurry by Gross, Keyshon.	
2-10	Grnback 36	Carnes, Braden pass incomplete to Fields, Blake, QB hurry by Cheirs, Rodshun.	
3-10	Grnback 36	Carnes, Braden pass complete to Rutgerson, W. for 21 yards to the LAKECO43, 1ST DOWN GRNBACK (Matheny, Izaiah).	P8
1-10	Lakeco 43	Carnes, Braden rush for 13 yards to the LAKECO30, 1ST DOWN GRNBACK (Snyder, Tanner).	R9
1-10	Lakeco 30	Carnes, Braden pass incomplete to Fields, Blake, QB hurry by Puckett, C..	
2-10	Lakeco 30	Carnes, Braden pass incomplete to Stinnett, Z., QB hurry by Abbott, D., PENALTY GRNBACK ineligible downfield on pass declined.	
3-10	Lakeco 30	Carnes, Braden pass incomplete to Rutgerson, W., QB hurry by Wilson, James, QB hurry by Abbott, D..	
4-10	Lakeco 30	Carnes, Braden pass incomplete to Duggan, Brennen, QB hurry by Wilson, James, QB hurry by Cheirs, Rodshun.	

8 plays, 34 yards, 1:43

LAKE COUNTY drive start at 05:25.

1-10	Lakeco 30	Snyder, Tanner rush for 6 yards to the LAKECO36 (Carleton, Hazon;Matoy, Braden).	
2-4	Lakeco 36	Puckett, Cayden rush for 12 yards to the LAKECO48, 1ST DOWN LAKECO (Burger, Austin;Jeffries, Tyler).	R17
1-10	Lakeco 48	Snyder, Tanner rush for 3 yards to the GRNBACK49 (Bailey, Derrell;Matoy, Braden).	
2-7	Grnback 49	Timeout Greenback, clock 04:10.	
2-7	Grnback 49	Snyder, Tanner rush for 7 yards to the GRNBACK42, 1ST DOWN LAKECO (Rutgerson, W.).	R18
1-10	Grnback 42	Puckett, Cayden rush for 9 yards to the GRNBACK33 (Steele, River).	
2-1	Grnback 33	Snyder, Tanner rush for 5 yards to the GRNBACK28, 1ST DOWN LAKECO (Burger, Austin).	R19
1-10	Grnback 28	Snyder, Tanner rush for 4 yards to the GRNBACK24 (Matoy, Braden).	
2-6	Grnback 24	Timeout Greenback, clock 02:22.	
2-6	Grnback 24	Snyder, Tanner rush for 5 yards to the GRNBACK19 (Rutgerson, W.;Duggan, Brennen).	
3-1	Grnback 19	Snyder, Tanner rush for 5 yards to the GRNBACK14, 1ST DOWN LAKECO (Burger, Austin;Carleton, Hazon).	R20
1-10	Grnback 14	TEAM rush for loss of 5 yards to the GRNBACK19.	
2-15	Grnback 19	TEAM rush for loss of 4 yards to the GRNBACK23.	
		End of game, clock 00:00.	

11 plays, 47 yards, 5:25

FINAL SCORE: Lake County 38, Greenback 23

		Time	1st Downs				Conversions				
Quarter Summary	Score	Poss	R	P	X	T	3rd	4th	Rushing	Passing	Penalties
Lake County	16	09:56	7	1	0	8	2-2	0-0	17-99	2-3-0-40	0-0
Greenback	0	02:02	1	1	0	2	1-2	0-1	1-13	1-9-2-21	0-0

Quickie Statistics (4th quarter)
Lake County vs Greenback (Dec. 6, 2019 at Cookeville, Tenn.)

	LAKECO	GRNBACK
Score	38	23
FIRST DOWNS	20	9
RUSHES-YARDS (NET)	50-269	12-39
PASSING YDS (NET)	266	200
Passes Att-Comp-Int	22-12-2	27-9-3
TOTAL OFFENSE PLAYS-YARDS	72-535	39-239
Fumble Returns-Yards	0-0	0-0
Punt Returns-Yards	1-9	0-0
Kickoff Returns-Yards	3-58	6-109
Interception Returns-Yards	3-40	2-6
Punts (Number-Avg)	1-24.0	3-37.3
Fumbles-Lost	1-0	0-0
Penalties-Yards	10-84	2-18
Possession Time	34:09	13:49
Third-Down Conversions	10 of 14	2 of 6
Fourth-Down Conversions	0 of 3	0 of 1

Lake County

Rushing	No.	Gain	Loss	Net	TD	Lg	Avg
Snyder, Tanner	24	138	0	138	2	17	5.8
Puckett, Cayden	11	77	0	77	0	14	7.0
Tubbs, Larry	10	71	0	71	0	34	7.1
Taylor, Malachi	2	4	0	4	0	4	2.0

Passing	C-A-I	Yds	TD	Long	Sack
Snyder, Tanner	12-22-2	266	2	68	0

Receiving	No.	Yards	TD	Long
Matheny, Izaiah	7	175	2	68
Puckett, Cayden	4	82	0	32
Taylor, Malachi	1	9	0	9

Punting	No.	Yds	Avg	Long	In20	TB
Morgan, Justin	1	24	24.0	24	0	0

Punt Returns	No.	Yards	TD	Long
Puckett, Cayden	1	9	0	9

Kick Returns	No.	Yards	TD	Long
Taylor, Malachi	2	43	0	22
Tubbs, Larry	1	15	0	15

Tackles	UA-A	Total	Sacks	TFL
Matheny, Izaiah	4-0	4.0	0.0	0.0
Wilson, James	4-0	4.0	0.0	1.0
Taylor, Malachi	3-1	3.5	0.0	0.0
Gross, Keyshon	2-1	2.5	1.0	1.0

Greenback

Rushing	No.	Gain	Loss	Net	TD	Lg	Avg
Carnes, Braden	4	30	6	24	0	17	6.0
Rutgerson, W.	7	18	4	14	1	8	2.0
Willis, Holden	1	1	0	1	1	1	1.0

Passing	C-A-I	Yds	TD	Long	Sack
Carnes, Braden	8-26-3	157	0	48	1
Willis, Holden	1-1-0	43	1	43	0

Receiving	No.	Yards	TD	Long
Stinnett, Z.	4	116	0	48
Rutgerson, W.	3	71	1	43
Willis, Holden	1	7	0	7
Belcher, A.	1	6	0	6

Punting	No.	Yds	Avg	Long	In20	TB
Willis, Holden	3	112	37.3	45	1	0

Punt Returns	No.	Yards	TD	Long

Kick Returns	No.	Yards	TD	Long
Rutgerson, W.	3	58	0	21
Fields, Blake	1	0	0	0

Tackles	UA-A	Total	Sacks	TFL
Burger, Austin	8-3	9.5	0.0	0.0
Belcher, A.	5-5	7.5	0.0	0.5
Jeffries, Tyler	3-9	7.5	0.0	0.0
Rutgerson, W.	4-6	7.0	0.0	0.0

Qtr	Time	Scoring Play	V-H
1st	05:18	LAKECO - Matheny, Izaiah 17 yd pass from Snyder, Tanner (Snyder, Tanner rush), 10-50 6:00	8 - 0
2nd	03:19	GRNBACK - Willis, Holden 1 yd run (Belcher, A. pass from Carnes, Braden), 5-82 2:16	8 - 8
3rd	06:32	LAKECO - Matheny, Izaiah 10 yd pass from Snyder, Tanner (Puckett, Cayden rush), 9-80 5:35	16 - 8
	06:13	GRNBACK - Rutgerson, W. 43 yd pass from Willis, Holden (Rutgerson, W. rush), 1-43 0:21	16 - 16
	04:12	LAKECO - Snyder, Tanner 3 yd run (Puckett, Cayden rush failed), 5-71 1:59	22 - 16
	02:44	GRNBACK - Rutgerson, W. 5 yd run (Holmes, Lucas kick), 4-63 3:06	22 - 23
4th	07:28	LAKECO - Snyder, Tanner 4 yd run (Puckett, Cayden rush), 9-92 4:31	30 - 23
	07:10	LAKECO - Snyder, Tanner 33 yd interception return (Snyder, Tanner rush)	38 - 23

2018 Class 1A State Football Playoffs

November 2 - December 1, 2018

First Round

R1 #1 Cloudland (8-2) 36
Game 101 Fri. Nov. 2 7 PM
R2 #4 Midway (7-3) 22

R2 #2 Coalfield (6-4) 56
Game 102 Fri. Nov. 2 7 PM
R1 #3 Jellico (1-9) 14

R2 #3 Oliver Springs (8-2) 39
Game 103 Fri. Nov. 2 7 PM
R1 #2 Hancock Co. (3-7) 0

R1 #4 Bye
Game 104 Fri. Nov. 2 7 PM
R2 #1 Greenback (10-0) H

R3 #1 Whitwell (10-0) 56
Game 105 Fri. Nov. 2 7 PM
R4 #4 Clay Co. (5-5) 6

R4 #2 Jo Byrns (6-4) 14
Game 106 Fri. Nov. 2 7 PM
R3 #3 Lookout Valley (5-4) 17

R4 #3 Monterey (5-5) 15
Game 107 Fri. Nov. 2 7 PM
R3 #2 South Pittsburg (9-1) 53

R3 #4 Sale Creek (2-7) 0
Game 108 Fri. Nov. 2 7 PM
R4 #1 Gordonsville (8-2) 35

R5 #1 Cornersville (10-0) 48
Game 109 Fri. Nov. 2 7 PM
R6 #4 McEwen (6-4) 0

R6 #2 Wayne Co. (6-4) 20
Game 110 Fri. Nov. 2 7 PM
R5 #3 Huntland (7-3) 6

R6 #3 Collinwood (5-5) 0
Game 111 Fri. Nov. 2 7 PM
R5 #2 Mt. Pleasant (7-3) 36

R5 #4 Moore Co. (6-4) 19
Game 112 Fri. Nov. 2 7 PM
R6 #1 Huntingdon (10-0) 41

R7 #1 Lake Co. (9-1) 60
Game 113 Fri. Nov. 2 7 PM
R8 #4 Westwood (5-5) 14

R8 #2 Hillcrest (5-5) 28
Game 114 Fri. Nov. 2 7 PM
R7 #3 West Carroll (7-3) 47

R8 #3 MASE (7-3) 6
Game 115 Fri. Nov. 2 7 PM
R7 #2 Greenfield (7-3) 42

R7 #4 South Fulton (3-7) 14
Game 116 Fri. Nov. 2 7 PM
R8 #1 Freedom Prep (7-3) 67

Second Round

Cloudland 24
Game 201
Fri. Nov. 9 7 PM
Happy Valley
Coalfield 29

Oliver Springs 12
Game 202
Fri. Nov. 9 7 PM
Greenback 33

Whitwell 45
Game 203
Fri. Nov. 9 7 PM
Lookout Valley 7

South Pittsburg 27
Game 204
Fri. Nov. 9 7 PM
Gordonsville 14

Cornersville 49
Game 205
Fri. Nov. 9 7 PM
Wayne Co. 26

Mt. Pleasant 6
Game 206
Fri. Nov. 9 7 PM
Huntingdon 56

Lake Co. 48
Game 207
Fri. Nov. 9 7 PM
West Carroll 0

Greenfield 25
Game 208
Fri. Nov. 9 7 PM
Freedom Prep 34

Quarterfinals

Coalfield 7
Game 301
Fri. Nov. 16 7 PM
Greenback 35

Whitwell 34
2OT
Game 302
Fri. Nov. 16 7 PM
South Pittsburg 28

Cornersville 13
Game 303
Fri. Nov. 16 7 PM
Huntingdon 7

Lake Co. 52
Game 304
Fri. Nov. 16 7 PM
Freedom Prep 33

Semifinals

Greenback 21
Game 401
Fri. Nov. 23 7 PM
Whitwell 24

Cornersville 21
Game 402
Fri. Nov. 23 7 PM
Lake Co. 8

Championship

Whitwell 7
Game 501
Sat. Dec. 1 11 AM
TN Tech Univ.
Cornersville 6

Whitwell
STATE CHAMPION

Notes:
All times are local time. In the first and second rounds the higher seeded team shall be the host school. In the third round and semifinals in even-numbered years the bottom team in each bracket shall be the host team. If two teams from the same region meet in the third round, the team seeded higher in the region standings shall host.

2017 Class 1A State Football Playoffs

November 3 - November 30, 2017

First Round

R1 #1 Cloudland (8-2) 50
Game 101 Fri. Nov. 3 7 PM
R2 #4 Midway (5-5) 13

R2 #2 Coalfield (9-1) 59
Game 102 Fri. Nov. 3 7 PM
R1 #3 Hancock Co. (2-8) 6

R2 #3 Oliver Springs (3-7) 35
Game 103 Fri. Nov. 3 7 PM
R1 #2 Jellico (4-6) 8

Bye Bye
Game 104 Fri. Nov. 3 7 PM
R2 #1 Greenback (9-1) H

R3 #1 South Pittsburg (10-0) 41
Game 105 Fri. Nov. 3 7 PM
R4 #4 Monterey (6-4) 0

R4 #2 Jo Byrns (8-2) 26
Game 106 Fri. Nov. 3 7 PM
R3 #3 Copper Basin (2-8) 0

R4 #3 Clay Co. (6-4) 6
Game 107 Fri. Nov. 3 7 PM
R3 #2 Whitwell (9-1) 65

R3 #4 Lookout Valley (5-5) 0
Game 108 Fri. Nov. 3 7 PM
R4 #1 Gordonsville (6-4) 35

R5 #1 Cornersville (9-1) 51
Game 109 Fri. Nov. 3 7 PM
R6 #4 Hollow Rock-Bruceton (6-4) 8

R6 #2 Wayne Co. (7-3) 24
Game 110 Fri. Nov. 3 7 PM
R5 #3 Franklin Grace (5-4) 64

R6 #3 Collinwood (6-4) 7
Game 111 Fri. Nov. 3 7 PM
R5 #2 Moore Co. (7-3) 34

R5 #4 Fayetteville (6-4) 14
Game 112 Fri. Nov. 3 7 PM
R6 #1 Huntingdon (10-0) 64

R7 #1 Dresden (9-1) 53
Game 113 Fri. Nov. 3 7 PM
R8 #4 Memphis Middle College (4-6) 16

R8 #2 Hillcrest (6-4) 18
Game 114 Fri. Nov. 3 7 PM
R7 #3 South Fulton (6-4) 8

R8 #3 Freedom Prep (5-5) 0
Game 115 Fri. Nov. 3 7 PM
R7 #2 Lake Co. (8-2) 44

R7 #4 Greenfield (5-5) 0
Game 116 Thu. Nov. 2 7 PM
R8 #1 Westwood (8-2) 35

Second Round

Cloudland 8
Game 201 Fri. Nov. 10 7 PM
Coalfield 48

Oliver Springs 23
Game 202 Fri. Nov. 10 7 PM
Greenback 53

South Pittsburg 42
Game 203 Fri. Nov. 10 7 PM
Jo Byrns 0

Whitwell 49
Game 204 Fri. Nov. 10 7 PM
Gordonsville 7

Cornersville 52
Game 205 Fri. Nov. 10 7 PM
Franklin Grace 15

Moore Co. 0
Game 206 Fri. Nov. 10 7 PM
Huntingdon 35

Dresden 0
Game 207 Fri. Nov. 10 7 PM
Hillcrest 6

Lake Co. 33
Game 208 Fri. Nov. 10 7 PM
Westwood 18

Quarterfinals

Coalfield 34
Game 301 Fri. Nov. 17 7 PM
Greenback 56

South Pittsburg 33
Game 302 Fri. Nov. 17 7 PM
Whitwell 7

Cornersville 21
Game 303 Fri. Nov. 17 7 PM
Huntingdon 20

Hillcrest 6
Game 304 Fri. Nov. 17 7 PM
Lake Co. 35

Semifinals

Greenback 31
Game 401 Fri. Nov. 24 7 PM
South Pittsburg 21

Cornersville 7
Game 402 Fri. Nov. 24 7 PM
Lake Co. 0

Championship

Greenback 42
Game 501 Thu. Nov. 30 11 AM TN Tech Univ.
Cornersville 21

Greenback
STATE CHAMPION

Notes:
All times are local time. In the first and second rounds the higher seeded team shall be the host school. In the third round and semifinals in odd-numbered years the top team in each bracket shall be the host team. If two teams from the same region meet in the third round, the team seeded higher in the region standings shall host.

2014 Class 1A Football Playoffs

November 7 - December 5, 2014

First Round

#1 Greenback (8-2)
Game 101 Fri. Nov. 7 7 PM
Bye

#4 Sunbright (6-4) 42
Game 102 Fri. Nov. 7 7 PM
#5 Oakdale (6-4) 28

#3 Coalfield (6-4) 8
Game 103 Fri. Nov. 7 7 PM
#6 Harriman (5-5) 6

#2 Cloudland (8-2)
Game 104 Fri. Nov. 7 7 PM
Bye

#1 Monterey (7-3)
Game 105 Fri. Nov. 7 7 PM
Bye

#4 Red Boiling Springs (6-4) 8
Game 106 Fri. Nov. 7 7 PM
#5 Midway (4-6) 42

#3 South Pittsburg (5-5) 36
Game 107 Fri. Nov. 7 7 PM
#6 Clay Co. (4-6) 34

#2 Copper Basin (6-4)
Game 108 Fri. Nov. 7 7 PM
Bye

#1 Columbia Academy (10-0)
Game 109 Fri. Nov. 7 7 PM
Bye

#4 Huntland (8-2) 21
Game 110 Fri. Nov. 7 7 PM
#5 Clarksville Academy (7-3) 35

#3 Wayne Co. (8-2) 48
Game 111 Fri. Nov. 7 7 PM
#6 Gordonsville (5-5) 28

#2 Nashville Christian (10-0)
Game 112 Fri. Nov. 7 7 PM
Bye

#1 Union City (10-0)
Game 113 Fri. Nov. 7 7 PM
Bye

#4 Humboldt (5-5) 14
Game 114 Fri. Nov. 7 7 PM
#5 Dresden (5-5) 56

#3 Lake Co. (6-4) 38
Game 115 Fri. Nov. 7 7 PM
#6 South Fulton (5-5) 24

#2 Hollow Rock-Bruceton (7-3)
Game 116 Fri. Nov. 7 7 PM
Bye

Second Round

Greenback 31
Game 201 Fri. Nov. 14 7 PM
Sunbright 14

Coalfield 38
Game 202 Fri. Nov. 14 7 PM
Cloudland 28

Monterey 21
Game 203 Fri. Nov. 14 7 PM
Midway 19

South Pittsburg 15
Game 204 Fri. Nov. 14 7 PM
Copper Basin 22

Columbia Academy 53
Game 205 Fri. Nov. 14 7 PM
Clarksville Academy 35

Wayne Co. 0
Game 206 Fri. Nov. 14 7 PM
Nashville Christian 21

Union City 49
Game 207 Fri. Nov. 14 7 PM
Dresden 14

Lake Co. 36
Game 208 Fri. Nov. 14 7 PM
Hollow Rock-Bruceton 27

Quarterfinals

Greenback 17
Game 301 Fri. Nov. 21 7 PM
Coalfield 24

Monterey 28
Game 302 Fri. Nov. 21 7 PM
Copper Basin 8

Columbia Academy 9
Game 303 Fri. Nov. 21 7 PM
Nashville Christian 34

Union City 56
Game 304 Fri. Nov. 21 7 PM
Lake Co. 6

Semifinals

Coalfield 42
Game 401 Fri. Nov. 28 7 PM
Monterey 8

Nashville Christian 0
Game 402 Fri. Nov. 28 7 PM
Union City 35

Championship

Coalfield 14
Game 501 Fri. Dec. 5 12 PM BlueCross Bowl @ TN Tech
Union City 56

Union City
STATE CHAMPION

Notes:

2013 Class 1A Football Playoffs

November 8 - December 6, 2013

First Round

#1 Coalfield (7-3)
Game 101 Fri. Nov. 8 7 PM
Bye

#4 Sunbright (7-3) 20
Game 102 Fri. Nov. 8 7 PM
#5 Greenback (6-4) 42

#3 Midway (7-3) 40
Game 103 Fri. Nov. 8 7 PM
#6 Unaka (4-6) 7

#2 Cloudland (9-1)
Game 104 Fri. Nov. 8 7 PM
Bye

#1 South Pittsburg (9-1)
Game 105 Fri. Nov. 8 7 PM
Bye

#4 Moore Co. (5-5) 20
Game 106 Fri. Nov. 8 7 PM
#5 Harriman (4-6) 7

#3 Gordonsville (5-5) 33
Game 107 Fri. Nov. 8 7 PM
#6 Fayetteville (4-6) 49

#2 Monterey (6-4)
Game 108 Fri. Nov. 8 7 PM
Bye

#1 Nashville Christian (9-1)
Game 109 Fri. Nov. 8 7 PM
Bye

#4 Jo Byrns (6-4) 30
Game 110 Fri. Nov. 8 7 PM
#5 Clarksville Academy (6-4) 28

#3 Wayne Co. (6-4) 49
Game 111 Fri. Nov. 8 7 PM
#6 Cornersville (6-4) 14

#2 Columbia Academy (9-1)
Game 112 Fri. Nov. 8 7 PM
Bye

#1 Union City (9-1)
Game 113 Fri. Nov. 8 7 PM
Bye

#4 Hollow Rock-Bruceton (7-3) 32
Game 114 Fri. Nov. 8 7 PM
#5 Gleason (6-4) 12

#3 Humboldt (7-3) 36
Game 115 Fri. Nov. 8 7 PM
#6 Lake Co. (5-5) 14

#2 Dresden (7-3)
Game 116 Fri. Nov. 8 7 PM
Bye

Second Round

Game 201 Fri. Nov. 15 7 PM
Coalfield 33
Greenback 24

Game 202 Fri. Nov. 15 7 PM
Midway 26
Cloudland 14

Game 203 Fri. Nov. 15 7 PM
South Pittsburg 40
Moore Co. 21

Game 204 Fri. Nov. 15 7 PM
Fayetteville 41
Monterey 22

Game 205 Fri. Nov. 15 7 PM
Nashville Christian 35
Jo Byrns 6

Game 206 Fri. Nov. 15 7 PM
Wayne Co. 12
Columbia Academy 34

Game 207 Fri. Nov. 15 7 PM
Union City 61
Hollow Rock-Bruceton 28

Game 208 Fri. Nov. 15 7 PM
Humboldt 28
Dresden 13

Quarterfinals

Game 301 Fri. Nov. 22 7 PM
Coalfield 34
Midway 0

Game 302 Fri. Nov. 22 7 PM
South Pittsburg 49
Fayetteville 0

Game 303 Fri. Nov. 22 7 PM
Nashville Christian 49
Columbia Academy 21

Game 304 Fri. Nov. 22 7 PM
Union City 10
Humboldt 6

Semifinals

Game 401 Fri. Nov. 29 7 PM
Coalfield 22
South Pittsburg 43

Game 402 Fri. Nov. 29 7 PM
Nashville Christian 34
Union City 42

Championship

Game 501 Fri. Dec. 6 12 PM
BlueCross Bowl @ TN Tech
South Pittsburg 14
Union City 23

Union City
STATE CHAMPION

Notes:

2012 Class 1A Football Playoffs

November 2 - November 30, 2012

First Round

#1 Greenback (9-1)
Game 101 Fri. Nov. 2 7 PM
Bye

#4 Copper Basin (7-3) 49
Game 102 Fri. Nov. 2 7 PM
#5 Lookout Valley (5-5) 10

#3 Cloudland (7-3) 28
Game 103 Fri. Nov. 2 7 PM
#6 Midway (5-5) 12

#2 Coalfield (9-1)
Game 104 Fri. Nov. 2 7 PM
Bye

#1 Moore Co. (10-0)
Game 105 Fri. Nov. 2 7 PM
Bye

#4 Eagleville (6-4) 38
Game 106 Fri. Nov. 2 7 PM
#5 Monterey (5-5) 14

#3 South Pittsburg (7-3) 76
Game 107 Fri. Nov. 2 7 PM
#6 Columbia Academy (5-5) 21

#2 Gordonsville (9-1)
Game 108 Fri. Nov. 2 7 PM
Bye

#1 Collinwood (8-2)
Game 109 Fri. Nov. 2 7 PM
Bye

#4 Jo Byrns (5-5) 28
Game 110 Fri. Nov. 2 7 PM
#5 Wayne Co. (4-6) 21

#3 Nashville Christian (8-2) 42
Game 111 Fri. Nov. 2 7 PM
#6 McEwen (7-3) 20

#2 Clarksville Academy (8-2)
Game 112 Fri. Nov. 2 7 PM
Bye

#1 West Carroll (8-2)
Game 113 Fri. Nov. 2 7 PM
Bye

#4 Gleason (6-4) 32
Game 114 Fri. Nov. 2 7 PM
#5 Halls (5-5) 41

#3 Huntingdon (8-2) 50
Game 115 Fri. Nov. 2 7 PM
#6 Lake Co. (5-5) 15

#2 Union City (7-3)
Game 116 Fri. Nov. 2 7 PM
Bye

Second Round

Greenback 62
Game 201 Fri. Nov. 9 7 PM
Copper Basin 26

Cloudland 14
Game 202 Fri. Nov. 9 7 PM
Coalfield 38

Moore Co. 16
Game 203 Fri. Nov. 9 7 PM
Eagleville 19

South Pittsburg 13
Game 204 Fri. Nov. 9 7 PM
Gordonsville 14

Collinwood 14
Game 205 Fri. Nov. 9 7 PM
Jo Byrns 12

Nashville Christian 24
Game 206 Fri. Nov. 9 7 PM
Clarksville Academy 0

West Carroll 28
Game 207 Fri. Nov. 9 7 PM
Halls 13

Huntingdon 63
Game 208 Fri. Nov. 9 7 PM
Union City 27

Quarterfinals

Greenback 31
Game 301 Fri. Nov. 16 7 PM
Coalfield 34

Eagleville 13
Game 302 Fri. Nov. 16 7 PM
Gordonsville 28

Collinwood 35
Game 303 Fri. Nov. 16 7 PM
Nashville Christian 42

West Carroll 6
Game 304 Fri. Nov. 16 7 PM
Huntingdon 37

Semifinals

Coalfield 15
Game 401 Fri. Nov. 23 7 PM
Gordonsville 39

Nashville Christian 7
Game 402 Fri. Nov. 23 7 PM
Huntingdon 35

Championship

Gordonsville 21
Game 501 Fri. Nov. 30 12 PM
BlueCross Bowl @ TN Tech
Huntingdon 20

Gordonsville
STATE CHAMPION

Notes:

2011 Class 1A Football Playoffs

November 4 - December 2, 2011

First Round

#1 Coalfield (9-1)
Game 101 Fri. Nov. 4 7 PM
Bye

#4 Sunbright (7-3) 25
Game 102 Fri. Nov. 4 7 PM
#5 Lookout Valley (7-3) 28

#3 South Pittsburg (8-2) 56
Game 103 Fri. Nov. 4 7 PM
#6 Chattanooga Grace (6-4) 13

#2 Greenback (9-1)
Game 104 Fri. Nov. 4 7 PM
Bye

#1 Eagleville (10-0)
Game 105 Fri. Nov. 4 7 PM
Bye

#4 Columbia Academy (7-2) 49
Game 106 Fri. Nov. 4 7 PM
#5 Huntland (4-6) 7

#3 Moore Co. (7-3) 24
Game 107 Fri. Nov. 4 7 PM
#6 Nashville Christian (4-6) 28

#2 Gordonsville (8-2)
Game 108 Fri. Nov. 4 7 PM
Bye

#1 Huntingdon (10-0)
Game 109 Fri. Nov. 4 7 PM
Bye

#4 Jo Byrns (6-4) 6
Game 110 Fri. Nov. 4 7 PM
#5 Perry Co. (6-1) 16

#3 Clarksville Academy (9-1) 52
Game 111 Fri. Nov. 4 7 PM
#6 Hollow Rock-Bruceton (4-6) 0

#2 Wayne Co. (10-0)
Game 112 Fri. Nov. 4 7 PM
Bye

#1 Lake Co. (7-3)
Game 113 Fri. Nov. 4 7 PM
Bye

#4 Union City (4-6) 48
Game 114 Fri. Nov. 4 7 PM
#5 MAHS (4-6) 12

#3 Gleason (5-5) 19
Game 115 Fri. Nov. 4 7 PM
#6 South Fulton (4-6) 12

#2 West Carroll (6-4)
Game 116 Fri. Nov. 4 7 PM
Bye

Second Round

Coalfield 57
Game 201 Fri. Nov. 11 7 PM
Lookout Valley 23

South Pittsburg 28
Game 202 Fri. Nov. 11 7 PM
Greenback 17

Eagleville 21
Game 203 Fri. Nov. 11 7 PM
Columbia Academy 7

Nashville Christian 13
Game 204 Fri. Nov. 11 7 PM
Gordonsville 55

Huntingdon 45
Game 205 Fri. Nov. 11 7 PM
Perry Co. 20

Clarksville Academy 20
Game 206 Fri. Nov. 11 7 PM
Wayne Co. 42

Lake Co. 33
Game 207 Fri. Nov. 11 7 PM
Union City 42

Gleason 14
Game 208 Fri. Nov. 11 7 PM
West Carroll 35

Quarterfinals

Coalfield 6
Game 301 Fri. Nov. 18 7 PM
South Pittsburg 36

Eagleville 14
Game 302 Fri. Nov. 18 7 PM
Gordonsville 49

Huntingdon 13
Game 303 Fri. Nov. 18 7 PM
Wayne Co. 26

Union City 20
Game 304 Fri. Nov. 18 7 PM
West Carroll 21

Semifinals

South Pittsburg 32
Game 401 Fri. Nov. 25 7 PM
Gordonsville 14

West Carroll 0
Game 402 Fri. Nov. 25 7 PM
Wayne Co. 33

Championship

South Pittsburg 14
Game 501 Fri. Dec. 2 12 PM BlueCross Bowl @ TN Tech
Wayne Co. 27

Wayne Co.
STATE CHAMPION

Notes:

2010 Class 1A Football Playoffs

November 5 - December 3, 2010

First Round

#1 Coalfield (8-2)
Game 101 Fri. Nov. 5 7 PM
Bye

#4 Greenback (7-3) 30
Game 102 Fri. Nov. 5 7 PM
#5 Cloudland (6-4) 8

#3 Copper Basin (8-1) 32
Game 103 Fri. Nov. 5 7 PM
#6 Harriman (5-5) 13

#2 Sunbright (8-2)
Game 104 Fri. Nov. 5 7 PM
Bye

#1 South Pittsburg (8-2)
Game 105 Fri. Nov. 5 7 PM
Bye

#4 Moore Co. (6-4) 14
Game 106 Fri. Nov. 5 7 PM
#5 Eagleville (5-5) 0

#3 MTCS (6-4) 24
Game 107 Fri. Nov. 5 7 PM
#6 Cornersville (4-6) 7

#2 Gordonsville (8-2)
Game 108 Fri. Nov. 5 7 PM
Bye

#1 Jo Byrns (10-0)
Game 109 Fri. Nov. 5 7 PM
Bye

#4 Collinwood (6-4) 48
Game 110 Fri. Nov. 5 7 PM
#5 Clarksville Academy (6-4) 21

#3 Nashville Christian (8-2) 26
Game 111 Fri. Nov. 5 7 PM
#6 Columbia Academy (6-4) 14

#2 Wayne Co. (9-1)
Game 112 Fri. Nov. 5 7 PM
Bye

#1 Perry Co. (9-1)
Game 113 Fri. Nov. 5 7 PM
Bye

#4 Union City (5-5) 21
Game 114 Fri. Nov. 5 7 PM
#5 Hollow Rock-Bruceton (5-5) 28

#3 South Fulton (6-4) 6
Game 115 Fri. Nov. 5 7 PM
#6 Huntingdon (4-6) 33

#2 Lake Co. (8-2)
Game 116 Fri. Nov. 5 7 PM
Bye

Second Round

Coalfield 41
Game 201 Fri. Nov. 12 7 PM
Greenback 14

Copper Basin 27
Game 202 Fri. Nov. 12 7 PM
Sunbright 6

South Pittsburg 49
Game 203 Fri. Nov. 12 7 PM
Moore Co. 14

MTCS 7
Game 204 Fri. Nov. 12 7 PM
Gordonsville 48

Jo Byrns 28
Game 205 Fri. Nov. 12 7 PM
Collinwood 14

Nashville Christian 28
Game 206 Fri. Nov. 12 7 PM
Wayne Co. 49

Perry Co. 44
Game 207 Fri. Nov. 12 7 PM
Hollow Rock-Bruceton 8

Huntingdon 49
Game 208 Fri. Nov. 12 7 PM
Lake Co. 50

Quarterfinals

Coalfield 21
Game 301 Fri. Nov. 19 7 PM
Copper Basin 19

South Pittsburg 32
Game 302 Fri. Nov. 19 7 PM
Gordonsville 21

Jo Byrns 28
Game 303 Fri. Nov. 19 7 PM
Wayne Co. 14

Perry Co. 46
Game 304 Fri. Nov. 19 7 PM
Lake Co. 6

Semifinals

Coalfield 6
Game 401 Fri. Nov. 26 7 PM
South Pittsburg 54

Jo Byrns 45
Game 402 Fri. Nov. 26 7 PM
Perry Co. 12

Championship

South Pittsburg 41
Game 501 Fri. Dec. 3 12 PM BlueCross Bowl @ TN Tech
Jo Byrns 6

South Pittsburg
STATE CHAMPION

Notes:

2009 Class 1A Football Playoffs

November 6 - December 4, 2009

First Round

#1 Knoxville Grace (9-1)
Game 101 Fri. Nov. 6 7 PM
#8 Bye

#5 Sunbright (5-5) 54
Game 102 Fri. Nov. 6 7 PM
#4 Cloudland (3-7) 38

#3 Coalfield (3-7) 20
Game 103 Fri. Nov. 6 7 PM
#6 Copper Basin (6-4) 33

#7 Bye
Game 104 Fri. Nov. 6 7 PM
#2 Harriman (6-4)

#1 South Pittsburg (8-2)
Game 105 Fri. Nov. 6 7 PM
#8 Bye

#5 Monterey (5-5) 0
Game 106 Fri. Nov. 6 7 PM
#4 Eagleville (3-7) 42

#3 Gordonsville (6-4) 34
Game 107 Fri. Nov. 6 7 PM
#6 Lookout Valley (7-3) 6

#7 Bye
Game 108 Fri. Nov. 6 7 PM
#2 MTCS (4-6)

#1 Wayne Co. (10-0)
Game 109 Fri. Nov. 6 7 PM
#8 Bye

#4 McEwen (3-7) 0
Game 110 Fri. Nov. 6 7 PM
#5 Collinwood (6-3) 48

#3 Perry Co. (6-4) 41
Game 111 Fri. Nov. 6 7 PM
#6 Cornersville (5-5) 28

#7 Bye
Game 112 Fri. Nov. 6 7 PM
#2 Jo Byrns (10-0)

#1 Union City (8-2)
Game 113 Fri. Nov. 6 7 PM
#8 Bye

#4 South Fulton (5-5) 34
Game 114 Fri. Nov. 6 7 PM
#5 Gleason (6-4) 6

#3 West Carroll (6-4) 26
Game 115 Fri. Nov. 6 7 PM
#6 Lake Co. (6-4) 33

#7 Bye
Game 116 Fri. Nov. 6 7 PM
#2 Huntingdon (7-3)

Second Round

Knoxville Grace 65
Game 201 Fri. Nov. 13 7 PM
Sunbright 0

Copper Basin 13
Game 202 Fri. Nov. 13 7 PM
Harriman 28

South Pittsburg 50
Game 203 Fri. Nov. 13 7 PM
Eagleville 0

Gordonsville 34
Game 204 Fri. Nov. 13 7 PM
MTCS 20

Wayne Co. 27
Game 205 Fri. Nov. 13 7 PM
Collinwood 7

Perry Co. 6
Game 206 Fri. Nov. 13 7 PM
Jo Byrns 59

Union City 48
Game 207 Fri. Nov. 13 7 PM
South Fulton 7

Lake Co. 7
Game 208 Fri. Nov. 13 7 PM
Huntingdon 53

Quarterfinals

Knoxville Grace 35
Game 301 Fri. Nov. 20 7 PM
Harriman 21

South Pittsburg 46
Game 302 Fri. Nov. 20 7 PM
Gordonsville 7

Wayne Co. 21
Game 303 Fri. Nov. 20 7 PM
Jo Byrns 14

Union City 30
Game 304 Fri. Nov. 20 7 PM
Huntingdon 7

Semifinals

Knoxville Grace 13
Game 401 Fri. Nov. 27 7 PM
South Pittsburg 57

Wayne Co. 21
Game 402 Fri. Nov. 27 7 PM
Union City 31

Championship

South Pittsburg 29
Game 501 Fri. Dec. 4 12 PM BlueCross Bowl @ TN Tech
Union City 31

Union City
STATE CHAMPION

Notes:

2008 Class 1A Football Playoffs

November 7 - December 5, 2008

First Round

R3 #1	South Pittsburg (10-0)	41
R4 #4	Clay Co. (7-3)	6
R4 #2	Friendship Christian (9-1)	35
R3 #3	Lookout Valley (7-3)	14
R3 #2	Chattanooga Grace (7-3)	15
R4 #3	Watertown (6-4)	27
R3 #4	Silverdale (6-4)	6
R4 #1	Trousdale Co. (10-0)	49
R1 #1	Knoxville Grace (9-1)	42
R2 #4	Coalfield (4-6)	6
R2 #2	Greenback (9-1)	49
R1 #3	Hampton (5-4)	7
R1 #2	Cosby (8-2)	34
R2 #3	Midway (7-3)	46
R1 #4	Cloudland (6-4)	18
R2 #1	Oneida (10-0)	41
R7 #1	Union City (9-1)	55
R8 #4	Halls (5-5)	0
R8 #2	Manassas (9-1)	6
R7 #3	McKenzie (8-2)	7
R7 #2	Lake Co. (6-4)	32
R8 #3	Fayette Academy (5-5)	28
R7 #4	Gleason (5-5)	36
R8 #1	Trinity Christian (5-5)	30
R5 #1	Cascade (10-0)	42
R6 #4	Columbia Academy (7-3)	21
R6 #2	Mt. Pleasant (7-3)	10
R5 #3	McEwen (8-2)	27
R5 #2	Jo Byrns (9-1)	41
R6 #3	Moore Co. (6-4)	21
R5 #4	MTCS (7-3)	14
R6 #1	Wayne Co. (8-2)	42

Second Round

Game	Fri. Nov. 7 7 PM
1101	South Pittsburg 41, Clay Co. 6
1102	Friendship Christian 35, Lookout Valley 14
1103	Watertown 15, Watertown 27
1104	Silverdale 6, Trousdale Co. 49
1105	Knoxville Grace 42, Coalfield 6
1106	Greenback 49, Hampton 7
1107	Cosby 34, Midway 46
1108	Cloudland 18, Oneida 41
1109	Union City 55, Halls 0
1110	Manassas 6, McKenzie 7
1111	Lake Co. 32, Fayette Academy 28
1112	Gleason 36, Trinity Christian 30
1113	Cascade 42, Columbia Academy 21
1114	Mt. Pleasant 10, McEwen 27
1115	Jo Byrns 41, Moore Co. 21
1116	MTCS 14, Wayne Co. 42

Game	Fri. Nov. 14 7 PM		
1201	South Pittsburg	28	
	Friendship Christian	12	
1202	Watertown	14	
	Trousdale Co.	52	
1203	Knoxville Grace	36	
	Greenback	61	
1204	Midway	0	
	Oneida	38	
1205	Union City	14	
	McKenzie	17	
1206	Lake Co.	42	
	Gleason	40	
1207	Cascade	55	
	McEwen	20	
1208	Jo Byrns	33	
	Wayne Co.	6	

Quarterfinals

Game	Fri. Nov. 21 7 PM		
1301	South Pittsburg	6	
	Trousdale Co.	13	
1302	Greenback	21	
	Oneida	50	
1303	McKenzie	53	
	Lake Co.	0	
1304	Cascade	0	
	Jo Byrns	22	

Semifinals

Game	Fri. Nov. 28 7 PM		
1401	Trousdale Co.	23	
	Oneida	10	
1402	McKenzie	21	
	Jo Byrns	31	

Championship

Game	Fri. Dec. 5 3:30 PM, BlueCross Bowl @ MTSU		
1501	Trousdale Co.	31	
	Jo Byrns	14	

Trousdale Co.

STATE CHAMPION

Notes:

2006 Class 1A Football Playoffs

November 3 - December 1, 2006

First Round

R1 #1	Hampton (9-1)	27
	Game 101 Fri. Nov. 3 7 PM	
R2 #4	Oneida (5-5)	2
R2 #2	Harriman (7-3)	34
	Game 102 Fri. Nov. 3 7 PM	
R1 #3	Unaka (6-3)	9
R1 #2	Cosby (9-1)	14
	Game 103 Fri. Nov. 3 7 PM	
R2 #3	Midway (6-4)	36
R1 #4	Knoxville Grace (4-6)	0
	Game 104 Fri. Nov. 3 7 PM	
R2 #1	Coalfield (10-0)	41
R3 #1	Tennessee Temple (10-0)	51
	Game 105 Fri. Nov. 3 7 PM	
R4 #4	Monterey (6-4)	14
R4 #2	Trousdale Co. (6-4)	38
	Game 106 Fri. Nov. 3 7 PM	
R3 #3	Lookout Valley (8-2)	6
R3 #2	South Pittsburg (9-1)	7
	Game 107 Fri. Nov. 3 7 PM	
R4 #3	Gordonsville (7-3)	41
R3 #4	Chattanooga Grace (6-4)	14
	Game 108 Fri. Nov. 3 7 PM	
R4 #1	Friendship Christian (10-0)	56
R5 #1	Jo Byrns (10-0)	30
	Game 109 Fri. Nov. 3 7 PM	
R6 #4	Huntland (5-5)	6
R6 #2	Collinwood (8-2)	28
	Game 110 Fri. Nov. 3 7 PM	
R5 #3	White House Heritage (7-3)	21
R5 #2	Cascade (9-1)	14
	Game 111 Fri. Nov. 3 7 PM	
R6 #3	Wayne Co. (5-5)	35
R5 #4	Forrest (7-3)	21
	Game 112 Fri. Nov. 3 7 PM	
R6 #1	Mt. Pleasant (8-2)	35
R7 #1	McKenzie (9-1)	48
	Game 113 Fri. Nov. 3 7 PM	
R8 #4	Halls (2-8)	13
R8 #2	Jackson Christian (7-3)	35
	Game 114 Fri. Nov. 3 7 PM	
R7 #3	Union City (6-4)	7
R7 #2	Hollow Rock-Bruceton (6-4)	7
	Game 115 Fri. Nov. 3 7 PM	
R8 #3	Trinity Christian (8-2)	28
R7 #4	Lake Co. (7-3)	14
	Game 116 Fri. Nov. 3 7 PM	
R8 #1	Fayette Academy (9-1)	12

Second Round

Hampton	42	**Game 201** Fri. Nov. 10 7 PM
Harriman	7	
Midway	14	**Game 202** Fri. Nov. 10 7 PM
Coalfield	21	
Tennessee Temple	32	**Game 203** Fri. Nov. 10 7 PM
Trousdale Co.	31	
Gordonsville	19	**Game 204** Fri. Nov. 10 7 PM
Friendship Christian	20	
Jo Byrns	49	**Game 205** Fri. Nov. 10 7 PM
Collinwood	30	
Wayne Co.	17	**Game 206** Fri. Nov. 10 7 PM
Mt. Pleasant	37	
McKenzie	7	**Game 207** Fri. Nov. 10 7 PM
Jackson Christian	28	
Trinity Christian	27	**Game 208** Fri. Nov. 10 7 PM
Lake Co.	32	

Quarterfinals

Hampton	30	**Game 301** Fri. Nov. 17 7 PM
Coalfield	12	
Tennessee Temple	7	**Game 302** Fri. Nov. 17 7 PM
Friendship Christian	54	
Jo Byrns	28	**Game 303** Fri. Nov. 17 7 PM
Mt. Pleasant	30	
Jackson Christian	26	**Game 304** Fri. Nov. 17 7 PM
Lake Co.	22	

Semifinals

Hampton	7	**Game 401** Fri. Nov. 24 7 PM
Friendship Christian	24	
Mt. Pleasant	14	**Game 402** Fri. Nov. 24 7 PM
Jackson Christian	42	

Championship

Friendship Christian	13	**Game 501** Fri. Dec. 1 3:30 PM BlueCross Bowl @ MTSU
Jackson Christian	19	

Jackson Christian

STATE CHAMPION

Notes:

2005 Class 1A Football Playoffs

November 4 - December 2, 2005

First Round

R1 #1	Hampton (9-1)	30	**Game 101** Fri. Nov. 4 7 PM
R2 #4	Sunbright (4-6)	7	
R2 #2	Harriman (7-3)	21	**Game 102** Fri. Nov. 4 7 PM
R1 #3	Cosby (6-4)	20	
R1 #2	Cloudland (8-2)	20	**Game 103** Fri. Nov. 4 7 PM
R2 #3	Midway (6-4)	13	
R1 #4	Unaka (4-6)	10	**Game 104** Fri. Nov. 4 7 PM
R2 #1	Coalfield (9-1)	27	
R3 #1	South Pittsburg (9-1)	40	**Game 105** Fri. Nov. 4 7 PM
R4 #4	Watertown (6-4)	12	
R4 #2	Friendship Christian (8-2)	56	**Game 106** Fri. Nov. 4 7 PM
R3 #3	Whitwell (8-2)	14	
R3 #2	Lookout Valley (7-3)	7	**Game 107** Fri. Nov. 4 7 PM
R4 #3	Gordonsville (6-4)	42	
R3 #4	Tennessee Temple (6-4)	22	**Game 108** Fri. Nov. 4 7 PM
R4 #1	Trousdale Co. (10-0)	70	
R5 #1	Jo Byrns (10-0)	35	**Game 109** Fri. Nov. 4 7 PM
R6 #4	Wayne Co. (7-3)	6	
R6 #2	Columbia Academy (7-3)	36	**Game 110** Fri. Nov. 4 7 PM
R5 #3	Forrest (5-5)	0	
R5 #2	Eagleville (7-3)	14	**Game 111** Fri. Nov. 4 7 PM
R6 #3	Collinwood (7-3)	42	
R5 #4	McEwen (6-4)	13	**Game 112** Fri. Nov. 4 7 PM
R6 #1	Mt. Pleasant (9-1)	35	
R7 #1	Union City (7-3)	54	**Game 113** Fri. Nov. 4 7 PM
R8 #4	Halls (2-8)	7	
R8 #2	Fayette Academy (7-3)	53	**Game 114** Fri. Nov. 4 7 PM
R7 #3	Lake Co. (8-2)	14	
R7 #2	McKenzie (7-3)	48	**Game 115** Fri. Nov. 4 7 PM
R8 #3	Manassas (4-6)	12	
R7 #4	West Carroll (5-5)	18	**Game 116** Fri. Nov. 4 7 PM
R8 #1	Jackson Christian (9-1)	48	

Second Round

Hampton	21	**Game 201** Fri. Nov. 11 7 PM
Harriman	0	
Cloudland	6	**Game 202** Fri. Nov. 11 7 PM
Coalfield	13	
South Pittsburg	13	**Game 203** Fri. Nov. 11 7 PM
Friendship Christian	14	
Gordonsville	20	**Game 204** Fri. Nov. 11 7 PM
Trousdale Co.	41	
Jo Byrns	33	**Game 205** Fri. Nov. 11 7 PM
Columbia Academy	7	
Collinwood	35	**Game 206** Fri. Nov. 11 7 PM
Mt. Pleasant	42	
Union City	6	**Game 207** Fri. Nov. 11 7 PM
Fayette Academy	0	
McKenzie	21	**Game 208** Fri. Nov. 11 7 PM
Jackson Christian	54	

Quarterfinals

Hampton	26	**Game 301** Fri. Nov. 18 7 PM
Coalfield	14	
Friendship Christian	21	**Game 302** Fri. Nov. 18 7 PM
Trousdale Co.	28	
Jo Byrns	21	**Game 303** Fri. Nov. 18 7 PM
Mt. Pleasant	20	
Union City	33	**Game 304** Fri. Nov. 18 7 PM
Jackson Christian	21	

Semifinals

Hampton	0	**Game 401** Fri. Nov. 25 7 PM
Trousdale Co.	35	
Jo Byrns	13	**Game 402** Fri. Nov. 25 7 PM
Union City	36	

Championship

Trousdale Co.	52	**Game 501** Fri. Dec. 2 3:30 PM BlueCross Bowl @ MTSU
Union City	16	

Trousdale Co.

STATE CHAMPION

Notes:

2004 Class 1A Football Playoffs

November 5 - December 4, 2004

First Round			Second Round		Quarterfinals		Semifinals		Championship		
R1 #1	Cloudland (6-4)	0									
	Game 101 Fri. Nov. 5 7 PM		Oneida	6							
R2 #4	Oneida (7-3)	23									
			Game 201 Fri. Nov. 12 7 PM		Greenback	27					
R2 #2	Greenback (7-3)	36									
	Game 102 Fri. Nov. 5 7 PM		Greenback	35							
R1 #3	North Greene (4-6)	6									
					Game 301 Fri. Nov. 19 7 PM		Coalfield	13			
R1 #2	Unaka (9-1)	7									
	Game 103 Fri. Nov. 5 7 PM		Coalfield	35							
R2 #3	Coalfield (7-3)	35									
			Game 202 Fri. Nov. 12 7 PM		Coalfield	35					
R1 #4	Jellico (1-9)	0									
	Game 104 Fri. Nov. 5 7 PM		Midway	14					Boyd Buchanan	24	
R2 #1	Midway (9-1)	51									
							Game 401 Fri. Nov. 26 7 PM				
R3 #1	Boyd Buchanan (9-1)	42									
	Game 105 Fri. Nov. 5 7 PM		Boyd Buchanan	41							
R4 #4	Watertown (6-4)	7									
			Game 203 Fri. Nov. 12 7 PM		Boyd Buchanan	49					
R4 #2	Monterey (8-2)	7									
	Game 106 Fri. Nov. 5 7 PM		Whitwell	8							
R3 #3	Whitwell (4-6)	20									
					Game 302 Fri. Nov. 19 7 PM						
R3 #2	South Pittsburg (3-6)	12					Boyd Buchanan	38			
	Game 107 Fri. Nov. 5 7 PM		Gordonsville	6							
R4 #3	Gordonsville (5-5)	27									
			Game 204 Fri. Nov. 12 7 PM		Friendship Christian	21					
R3 #4	Copper Basin (3-7)	7									
	Game 108 Fri. Nov. 5 7 PM		Friendship Christian	42							
R4 #1	Friendship Christian (9-1)	49									
									OT **Game 501** Fri. Dec. 3 3:30 PM BlueCross Bowl @ MTSU		**DCA** STATE CHAMPION
R5 #1	DCA (10-0)	42									
	Game 109 Fri. Nov. 5 7 PM		DCA	38							
R6 #4	Cascade (7-3)	7									
			Game 205 Fri. Nov. 12 7 PM		DCA	42					
R6 #2	Wayne Co. (9-1)	20									
	Game 110 Fri. Nov. 5 7 PM		Wayne Co.	16							
R5 #3	Davidson Academy (7-3)	14									
					Game 303 Fri. Nov. 19 7 PM		DCA	33			
R5 #2	CPA (8-2)	40									
	Game 111 Fri. Nov. 5 7 PM		CPA	14							
R6 #3	Huntland (8-2)	10									
			Game 206 Fri. Nov. 12 7 PM		Mt. Pleasant	7					
R5 #4	FRA (5-5)	14									
	Game 112 Fri. Nov. 5 7 PM		Mt. Pleasant	21							
R6 #1	Mt. Pleasant (10-0)	35									
							Game 402 Fri. Nov. 26 7 PM				
R7 #1	USJ (10-0)	42									
	Game 113 Fri. Nov. 5 7 PM		USJ	35					DCA	31	
R8 #4	Gleason (2-8)	14									
			Game 207 Fri. Nov. 12 7 PM		USJ	20					
R8 #2	Lake Co. (8-2)	24									
	Game 114 Fri. Nov. 5 7 PM		Fayette Academy	6							
R7 #3	Fayette Academy (4-6)	36									
					Game 304 Fri. Nov. 19 7 PM		USJ	0			
R7 #2	Jackson Christian (8-2)	42									
	Game 115 Fri. Nov. 5 7 PM		Jackson Christian	18							
R8 #3	Hollow Rock-Bruceton (5-5)	14									
			Game 208 Fri. Nov. 12 7 PM		Jackson Christian	17					
R7 #4	Perry Co. (5-5)	13									
	Game 116 Fri. Nov. 5 7 PM		West Carroll	14							
R8 #1	West Carroll (9-1)	38									

Notes:

2001 Class 1A Football Playoffs

November 2 - November 30, 2001

First Round

R1 #1	Cloudland (9-1)	30	**Game 101** Fri. Nov. 2 7 PM
R2 #4	Coalfield (5-5)	0	
R2 #2	Greenback (9-1)	60	**Game 102** Fri. Nov. 2 7 PM
R1 #3	Powell Valley (5-5)	12	
R1 #2	Jellico (6-4)	6	**Game 103** Fri. Nov. 2 7 PM
R2 #3	Oneida (7-3)	48	
R1 #4	North Greene (2-8)	0	**Game 104** Fri. Nov. 2 7 PM
R2 #1	Midway (8-2)	68	
R3 #1	Whitwell (7-3)	35	**Game 105** Fri. Nov. 2 7 PM
R4 #4	Monterey (6-4)	20	
R4 #2	Friendship Christian (6-4)	27	**Game 106** Fri. Nov. 2 7 PM
R3 #3	South Pittsburg (6-4)	30	
R3 #2	Boyd Buchanan (5-5)	56	**Game 107** Fri. Nov. 2 7 PM
R4 #3	Watertown (5-5)	13	
R3 #4	Copper Basin (4-6)	7	**Game 108** Fri. Nov. 2 7 PM
R4 #1	Gordonsville (9-1)	40	
R5 #1	Ezell-Harding (10-0)	55	**Game 109** Fri. Nov. 2 7 PM
R6 #4	Moore Co. (4-6)	20	
R6 #2	Cascade (8-2)	20	**Game 110** Fri. Nov. 2 7 PM
R5 #3	Jo Byrns (8-2)	7	
R5 #2	CPA (8-2)	14	**Game 111** Fri. Nov. 2 7 PM
R6 #3	Wayne Co. (7-3)	7	
R5 #4	DCA (7-3)	7	**Game 112** Fri. Nov. 2 7 PM
R6 #1	Collinwood (9-0)	35	
R7 #1	USJ (9-1)	41	**Game 113** Fri. Nov. 2 7 PM
R8 #4	Lake Co. (4-6)	0	
R8 #2	Greenfield (8-2)	13	**Game 114** Fri. Nov. 2 7 PM
R7 #3	Fayette Academy (5-5)	6	
R7 #2	Jackson Christian (8-2)	27	**Game 115** Fri. Nov. 2 7 PM
R8 #3	South Fulton (6-4)	19	
R7 #4	Trinity Christian (5-5)	0	**Game 116** Fri. Nov. 2 7 PM
R8 #1	Hollow Rock-Bruceton (9-1)	41	

Second Round

Cloudland	60	**Game 201** Fri. Nov. 9 7 PM
Greenback	21	
Oneida	0	**Game 202** Fri. Nov. 9 7 PM
Midway	42	
Whitwell	7	**Game 203** Fri. Nov. 9 7 PM
South Pittsburg	21	
Boyd Buchanan	29	**Game 204** Fri. Nov. 9 7 PM
Gordonsville	39	
Ezell-Harding	42	**Game 205** Fri. Nov. 9 7 PM
Cascade	7	
CPA	14	**Game 206** Fri. Nov. 9 7 PM
Collinwood	19	
USJ	47	**Game 207** Fri. Nov. 9 7 PM
Greenfield	8	
Jackson Christian	7	**Game 208** Fri. Nov. 9 7 PM
Hollow Rock-Bruceton	42	

Quarterfinals

Cloudland	44	**Game 301** Fri. Nov. 16 7 PM
Midway	15	
South Pittsburg	21	**Game 302** Fri. Nov. 16 7 PM
Gordonsville	6	
Ezell-Harding	42	**Game 303** Fri. Nov. 16 7 PM
Collinwood	21	
USJ	21	**Game 304** Fri. Nov. 16 7 PM
Hollow Rock-Bruceton	9	

Semifinals

Cloudland	44	**Game 401** Fri. Nov. 23 7 PM
South Pittsburg	6	
Ezell-Harding	28	**Game 402** Fri. Nov. 23 7 PM
USJ	21	

Championship

Cloudland	26	**Game 501** Fri. Nov. 30 3:30 PM BlueCross Bowl @ MTSU
Ezell-Harding	63	

Ezell-Harding

STATE CHAMPION

Notes:

2000 Class 1A Football Playoffs

November 3 - December 1, 2000

First Round

R1 #1	Sunbright (10-0)	15
	Game 101 Sun. Dec. 3 7 PM	
R2 #4	Lookout Valley (7-3)	25
R2 #2	Charleston (9-1)	28
	Game 102 Fri. Nov. 3 7 PM	
R1 #3	Oneida (6-4)	7
R1 #2	Coalfield (6-4)	0
	Game 103 Fri. Nov. 3 7 PM	
R2 #3	Copper Basin (7-3)	27
R1 #4	Midway (5-5)	8
	Game 104 Fri. Nov. 3 7 PM	
R2 #1	Boyd Buchanan (8-2)	40
R3 #1	Trousdale Co. (6-3)	28
	Game 105 Fri. Nov. 3 7 PM	
R4 #4	Friendship Christian (6-4)	18
R4 #2	DCA (9-1)	21
	Game 106 Fri. Nov. 3 7 PM	
R3 #3	Watertown (5-5)	0
R3 #2	Gordonsville (5-5)	16
	Game 107 Fri. Nov. 3 7 PM	
R4 #3	FRA (6-4)	17
R3 #4	Monterey (5-5)	12
	Game 108 Fri. Nov. 3 7 PM	
R4 #1	CPA (10-0)	55
R5 #1	Nashville Christian (7-3)	31
	Game 109 Fri. Nov. 3 7 PM	
R6 #4	Cascade (7-3)	8
R6 #2	Moore Co. (9-1)	38
	Game 110 Fri. Nov. 3 7 PM	
R5 #3	Clarksville Academy (6-4)	0
R5 #2	Davidson Academy (5-5)	28
	Game 111 Fri. Nov. 3 7 PM	
R6 #3	Columbia Academy (7-3)	27
R5 #4	Jo Byrns (6-4)	22
	Game 112 Fri. Nov. 3 7 PM	
R6 #1	Collinwood (10-0)	41
R7 #1	West Carroll (7-3)	68
	Game 113 Fri. Nov. 3 7 PM	
R8 #4	Perry Co. (4-6)	8
R8 #2	Hollow Rock-Bruceton (8-2)	46
	Game 114 Fri. Nov. 3 7 PM	
R7 #3	Lake Co. (4-6)	6
R7 #2	South Fulton (5-5)	32
	Game 115 Fri. Nov. 3 7 PM	
R8 #3	Jackson Christian (4-6)	7
R7 #4	Gleason (2-8)	0
	Game 116 Fri. Nov. 3 7 PM	
R8 #1	USJ (9-1)	55

Second Round

Lookout Valley	20	
Game 201 Fri. Nov. 10 7 PM		
Charleston	21	
Copper Basin	20	
Game 202 Fri. Nov. 10 7 PM		
Boyd Buchanan	50	
Trousdale Co.	28	
Game 203 Fri. Nov. 10 7 PM		
DCA	27	
FRA	7	
Game 204 Fri. Nov. 10 7 PM		
CPA	34	
Nashville Christian	0	
Game 205 Fri. Nov. 10 7 PM		
Moore Co.	27	
Davidson Academy	33	
Game 206 Fri. Nov. 10 7 PM		
Collinwood	49	
West Carroll	0	
Game 207 Fri. Nov. 10 7 PM		
Hollow Rock-Bruceton	32	
South Fulton	19	
Game 208 Fri. Nov. 10 7 PM		
USJ	56	

Quarterfinals

Charleston	0	
Game 301 Fri. Nov. 17 7 PM		
Boyd Buchanan	35	
Trousdale Co.	14	
Game 302 Fri. Nov. 17 7 PM		
CPA	47	
Moore Co.	14	
Game 303 Fri. Nov. 17 7 PM		
Collinwood	33	
Hollow Rock-Bruceton	7	
Game 304 Fri. Nov. 17 7 PM		
USJ	17	

Semifinals

Boyd Buchanan	12	
Game 401 Sat. Nov. 25 7 PM		
CPA	41	
Collinwood	21	
Game 402 Sat. Nov. 25 7 PM		
USJ	34	

Championship

CPA	49	
Game 501 Fri. Dec. 1 3:30 PM BlueCross Bowl @ MTSU		
USJ	27	

CPA

STATE CHAMPION

Notes:

1999 Class 1A Football Playoffs

November 5 - December 3, 1999

First Round

R1 #1	Oneida (10-0)	27	**Game 101** Fri. Nov. 5 7 PM
R2 #4	Copper Basin (4-5)	6	
R2 #2	Boyd Buchanan (9-1)	24	**Game 102** Fri. Nov. 5 7 PM
R1 #3	Greenback (7-3)	14	
R1 #2	Powell Valley (9-1)	21	**Game 103** Fri. Nov. 5 7 PM
R2 #3	Charleston (6-4)	29	
R1 #4	Sunbright (7-3)	10	**Game 104** Fri. Nov. 5 7 PM
R2 #1	South Pittsburg (10-0)	76	
R3 #1	Trousdale Co. (9-1)	48	**Game 105** Fri. Nov. 5 7 PM
R4 #4	FRA (5-5)	0	
R4 #2	Ezell-Harding (8-2)	28	**Game 106** Fri. Nov. 5 7 PM
R3 #3	Gordonsville (4-6)	0	
R3 #2	Monterey (8-2)	0	**Game 107** Fri. Nov. 5 7 PM
R4 #3	DCA (6-4)	27	
R3 #4	Watertown (4-6)	0	**Game 108** Fri. Nov. 5 7 PM
R4 #1	CPA (10-0)	57	
R5 #1	Davidson Academy (7-3)	33	**Game 109** Fri. Nov. 5 7 PM
R6 #4	Collinwood (5-5)	7	
R6 #2	Huntland (7-2)	21	**Game 110** Fri. Nov. 5 7 PM
R5 #3	East Robertson (7-3)	20	
R5 #2	Clarksville Academy (5-5)	10	**Game 111** Fri. Nov. 5 7 PM
R6 #3	Columbia Academy (8-2)	27	
R5 #4	Nashville Christian (3-7)	0	**Game 112** Fri. Nov. 5 7 PM
R6 #1	Moore Co. (9-1)	35	
R7 #1	South Fulton (9-1)	49	**Game 113** Fri. Nov. 5 7 PM
R8 #4	Perry Co. (6-4)	6	
R8 #2	Hollow Rock-Bruceton (9-1)	47	**Game 114** Fri. Nov. 5 7 PM
R7 #3	West Carroll (2-8)	0	
R7 #2	Greenfield (8-2)	14	**Game 115** Fri. Nov. 5 7 PM
R8 #3	Jackson Christian (6-4)	48	
R7 #4	Lake Co. (3-7)	21	**Game 116** Fri. Nov. 5 7 PM
R8 #1	USJ (10-0)	36	

Second Round

Oneida	10	**Game 201** Fri. Nov. 12 7 PM
Boyd Buchanan	14	
Charleston	7	**Game 202** Fri. Nov. 12 7 PM
South Pittsburg	52	
Trousdale Co.	36	**Game 203** Fri. Nov. 12 7 PM
Ezell-Harding	10	
DCA	14	**Game 204** Fri. Nov. 12 7 PM
CPA	55	
Davidson Academy	35	**Game 205** Fri. Nov. 12 7 PM
Huntland	34	
Columbia Academy	6	**Game 206** Fri. Nov. 12 7 PM
Moore Co.	63	
South Fulton	22	**Game 207** Fri. Nov. 12 7 PM
Hollow Rock-Bruceton	24	
Jackson Christian	18	**Game 208** Fri. Nov. 12 7 PM
USJ	40	

Quarterfinals

Boyd Buchanan	21	**Game 301** Fri. Nov. 19 7 PM
South Pittsburg	35	
Trousdale Co.	35	**Game 302** Fri. Nov. 19 7 PM
CPA	20	
Davidson Academy	19	**Game 303** Fri. Nov. 19 7 PM
Moore Co.	35	
Hollow Rock-Bruceton	17	**Game 304** Fri. Nov. 19 7 PM
USJ	7	

Semifinals

South Pittsburg	37	**Game 401** Fri. Nov. 26 7 PM
Trousdale Co.	21	
Moore Co.	35	**Game 402** Fri. Nov. 26 7 PM
Hollow Rock-Bruceton	23	

Championship

South Pittsburg	42	**Game 501** Fri. Dec. 3 12 PM Clinic Bowl @ Vanderbilt
Moore Co.	13	

South Pittsburg

STATE CHAMPION

Notes:

1998 Class 1A Football Playoffs

November 6 - December 4, 1998

First Round

R1 #1	Oneida (10-0)	20	**Game 101** Fri. Nov. 6 7 PM
R2 #4	Charleston (5-5)	19	
R2 #2	Boyd Buchanan (6-3)	38	**Game 102** Fri. Nov. 6 7 PM
R1 #3	Cloudland (8-2)	22	
R1 #2	Coalfield (6-3)	28	**Game 103** Fri. Nov. 6 7 PM
R2 #3	Copper Basin (8-2)	8	
R1 #4	Sunbright (8-2)	6	**Game 104** Fri. Nov. 6 7 PM
R2 #1	South Pittsburg (10-0)	56	
R3 #1	Trousdale Co. (9-1)	35	**Game 105** Fri. Nov. 6 7 PM
R4 #4	FRA (6-4)	0	
R4 #2	Friendship Christian (8-2)	41	**Game 106** Fri. Nov. 6 7 PM
R3 #3	Monterey (7-3)	0	
R3 #2	Gordonsville (8-2)	20	**Game 107** Fri. Nov. 6 7 PM
R4 #3	DCA (4-6)	22	
R3 #4	Celina (4-6)	7	**Game 108** Fri. Nov. 6 7 PM
R4 #1	CPA (6-4)	33	
R5 #1	East Robertson (9-1)	7	**Game 109** Fri. Nov. 6 7 PM
R6 #4	Forrest (7-3)	0	
R6 #2	Wayne Co. (8-2)	20	**Game 110** Fri. Nov. 6 7 PM
R5 #3	Nashville Christian (7-3)	30	
R5 #2	Clarksville Academy (8-2)	33	**Game 111** Fri. Nov. 6 7 PM
R6 #3	Huntland (7-3)	56	
R5 #4	Davidson Academy (7-3)	14	**Game 112** Fri. Nov. 6 7 PM
R6 #1	Moore Co. (8-2)	62	
R7 #1	Dresden (7-3)	14	**Game 113** Fri. Nov. 6 7 PM
R8 #4	West Carroll (4-6)	17	
R8 #2	Jackson Christian (7-3)	32	**Game 114** Fri. Nov. 6 7 PM
R7 #3	Lake Co. (3-7)	0	
R7 #2	South Fulton (8-2)	42	**Game 115** Fri. Nov. 6 7 PM
R8 #3	Hollow Rock-Bruceton (8-2)	21	
R7 #4	Greenfield (4-6)	0	**Game 116** Fri. Nov. 6 7 PM
R8 #1	USJ (10-0)	41	

Second Round

Oneida	20	**Game 201** Fri. Nov. 13 7 PM
Boyd Buchanan	28	
Coalfield	6	**Game 202** Fri. Nov. 13 7 PM
South Pittsburg	49	
Trousdale Co.	37	**Game 203** Fri. Nov. 13 7 PM
Friendship Christian	0	
DCA	0	**Game 204** Fri. Nov. 13 7 PM
CPA	20	
East Robertson	17	**Game 205** Fri. Nov. 13 7 PM
Nashville Christian	19	
Huntland	28	**Game 206** Fri. Nov. 13 7 PM
Moore Co.	21	
West Carroll	0	**Game 207** Fri. Nov. 13 7 PM
Jackson Christian	6	
South Fulton	6	**Game 208** Fri. Nov. 13 7 PM
USJ	21	

Quarterfinals

Boyd Buchanan	10	**Game 301** Fri. Nov. 20 7 PM
South Pittsburg	34	
Trousdale Co.	28	**Game 302** Fri. Nov. 20 7 PM
CPA	18	
Nashville Christian	21	**Game 303** Fri. Nov. 20 7 PM
Huntland	34	
Jackson Christian	3	**Game 304** Fri. Nov. 20 7 PM
USJ	12	

Semifinals

South Pittsburg	32	**Game 401** Fri. Nov. 27 7 PM
Trousdale Co.	42	
Huntland	8	**Game 402** Fri. Nov. 27 7 PM
USJ	28	

Championship

Trousdale Co.	63	**Game 501** Fri. Dec. 4 3:30 PM Clinic Bowl @ Vanderbilt
USJ	18	

Trousdale Co.

STATE CHAMPION

Notes:

1997 Class 1A Football Playoffs

November 7 - December 5, 1997

First Round

R1 #1	Oneida (9-1)	61	**Game 101** Fri. Nov. 7 7 PM
R2 #4	Copper Basin (6-4)	6	
R2 #2	Greenback (7-3)	56	**Game 102** Fri. Nov. 7 7 PM
R1 #3	Cosby (6-4)	8	
R1 #2	Coalfield (6-4)	28	**Game 103** Fri. Nov. 7 7 PM
R2 #3	Lookout Valley (6-4)	0	
R1 #4	Sunbright (7-3)	12	**Game 104** Fri. Nov. 7 7 PM
R2 #1	South Pittsburg (9-1)	22	
R3 #1	Trousdale Co. (10-0)	49	**Game 105** Fri. Nov. 7 7 PM
R4 #4	DCA (7-3)	6	
R4 #2	Friendship Christian (8-2)	7	**Game 106** Fri. Nov. 7 7 PM
R3 #3	Celina (6-4)	14	
R3 #2	Gordonsville (7-3)	8	**Game 107** Fri. Nov. 7 7 PM
R4 #3	CPA (5-5)	29	
R3 #4	Watertown (7-3)	0	**Game 108** Fri. Nov. 7 7 PM
R4 #1	FRA (9-1)	17	
R5 #1	Clarksville Academy (8-2)	28	**Game 109** Fri. Nov. 7 7 PM
R6 #4	Forrest (6-4)	0	
R6 #2	Wayne Co. (8-2)	28	**Game 110** Fri. Nov. 7 7 PM
R5 #3	McEwen (7-3)	20	
R5 #2	Nashville Christian (9-1)	7	**Game 111** Fri. Nov. 7 7 PM
R6 #3	Mt. Pleasant (6-4)	31	
R5 #4	Davidson Academy (7-3)	26	**Game 112** Fri. Nov. 7 7 PM
R6 #1	Moore Co. (8-2)	31	
R7 #1	South Fulton (6-4)	14	**Game 113** Fri. Nov. 7 7 PM
R8 #4	West Carroll (2-8)	0	
R8 #2	Jackson Christian (8-2)	21	**Game 114** Fri. Nov. 7 7 PM
R7 #3	Greenfield (8-2)	28	
R7 #2	Dresden (5-5)	20	**Game 115** Fri. Nov. 7 7 PM
R8 #3	Hollow Rock-Bruceton (8-2)	21	
R7 #4	Lake Co. (1-9)	27	**Game 116** Fri. Nov. 7 7 PM
R8 #1	USJ (10-0)	55	

Second Round

Oneida	21	**Game 201** Fri. Nov. 14 7 PM
Greenback	7	
Coalfield	0	**Game 202** Fri. Nov. 14 7 PM
South Pittsburg	24	
Trousdale Co.	41	**Game 203** Fri. Nov. 14 7 PM
Celina	12	
CPA	14	**Game 204** Fri. Nov. 14 7 PM
FRA	10	
Clarksville Academy	10	**Game 205** Fri. Nov. 14 7 PM
Wayne Co.	0	
Mt. Pleasant	0	**Game 206** Fri. Nov. 14 7 PM
Moore Co.	28	
South Fulton	13	**Game 207** Fri. Nov. 14 7 PM
Greenfield	7	
Hollow Rock-Bruceton	6	**Game 208** Fri. Nov. 14 7 PM
USJ	34	

Quarterfinals

Oneida	34	**Game 301** Fri. Nov. 21 7 PM
South Pittsburg	7	
Trousdale Co.	56	**Game 302** Fri. Nov. 21 7 PM
CPA	0	
Clarksville Academy	34	**Game 303** Fri. Nov. 21 7 PM
Moore Co.	14	
South Fulton	14	**Game 304** Fri. Nov. 21 7 PM
USJ	28	

Semifinals

Oneida	7	**Game 401** Fri. Nov. 28 7 PM
Trousdale Co.	48	
Clarksville Academy	27	**Game 402** Fri. Nov. 28 7 PM
USJ	26	

Championship

Trousdale Co.	45	**Game 501** Fri. Dec. 5 3:30 PM Clinic Bowl @ Vanderbilt
Clarksville Academy	0	

Trousdale Co.

STATE CHAMPION

Notes:

1996 Class 1A Football Playoffs

November 8 - December 6, 1996

First Round		Second Round		Quarterfinals		Semifinals		Championship		
Cloudland (9-1)	42									
Fri. Nov. 8 7:30 PM		Cloudland	30							
Greenback (6-4)	0									
		Fri. Nov. 15 7:30 PM		Cloudland	6					
Celina (8-2)	0									
Fri. Nov. 8 7:30 PM		CPA	0							
CPA (7-3)	26					BGA	7			
				Fri. Nov. 22 7:30 PM						
BGA (8-2)	42									
Fri. Nov. 8 7:30 PM		BGA	21							
Gordonsville (6-4)	0									
		Fri. Nov. 15 7:30 PM		BGA	35					
Coalfield (3-7)	7							DCA	51	
Fri. Nov. 8 7:30 PM		Boyd Buchanan	7							
Boyd Buchanan (10-0)	10									
						Fri. Nov. 29 7:30 PM				
Trousdale Co. (10-0)	73									
Fri. Nov. 8 7:30 PM		Trousdale Co.	84							
Ezell-Harding (5-5)	0									
		Fri. Nov. 15 7:30 PM		Trousdale Co.	19					
Knoxville Catholic (5-5)	13									
Fri. Nov. 8 7:30 PM		Knoxville Catholic	14							
Copper Basin (7-3)	6									
				Fri. Nov. 22 7:30 PM						
South Pittsburg (8-1)	45					DCA	13			
Fri. Nov. 8 7:30 PM		South Pittsburg	6							
Oakdale (5-5)	12									
		Fri. Nov. 15 7:30 PM		DCA	36					
Watertown (5-5)	0									
Fri. Nov. 8 7:30 PM		DCA	27							
DCA (10-0)	48									
								Fri. Dec. 6 3:30 PM Clinic Bowl @ Vanderbilt		**DCA** STATE CHAMPION
Clarksville Academy (10-0)	21									
Fri. Nov. 8 7:30 PM		Wayne Co.	0							
Wayne Co. (6-4)	33									
		Fri. Nov. 15 7:30 PM		USJ	14					
Hollow Rock-Bruceton (9-1)	17									
Fri. Nov. 8 7:30 PM		USJ	21							
USJ (8-2)	31					Moore Co.	6			
				Fri. Nov. 22 7:30 PM						
Jackson Christian (9-1)	34									
Fri. Nov. 8 7:30 PM		Jackson Christian	14							
Dresden (4-6)	9									
		Fri. Nov. 15 7:30 PM		Moore Co.	17					
East Robertson (4-6)	12									
Fri. Nov. 8 7:30 PM		Moore Co.	28							
Moore Co. (9-1)	14									
						Fri. Nov. 29 7:30 PM				
Lake Co. (7-3)	27									
Fri. Nov. 8 7:30 PM		Lake Co.	35					St. Benedict	3	
Memphis Westside (7-3)	20									
		Fri. Nov. 15 7:30 PM		Lake Co.	6					
McEwen (5-5)	20									
Fri. Nov. 8 7:30 PM		McEwen	22							
Huntland (8-2)	3									
				Fri. Nov. 22 7:30 PM						
Collinwood (8-2)	6					St. Benedict	7			
Fri. Nov. 8 7:30 PM		Nashville Christian	0							
Nashville Christian (8-2)	19									
		Fri. Nov. 15 7:30 PM		St. Benedict	21					
South Fulton (4-6)	0									
Fri. Nov. 8 7:30 PM		St. Benedict	17							
St. Benedict (8-1)	14									

Notes:

1995 Class 1A Football Playoffs

November 3 - December 1, 1995

First Round	Second Round	Quarterfinals	Semifinals	Championship
Coalfield (9-1) 36	Coalfield 20	FRA 13	South Pittsburg 15	BGA 17
Fri. Nov. 3 7:30 PM	OT	Fri. Nov. 17 7:30 PM	Fri. Nov. 24 7:30 PM	Fri. Dec. 1 3:30 PM
Lookout Valley (5-5) 6	Fri. Nov. 10 7:30 PM			Clinic Bowl @ Vanderbilt
Gordonsville (8-2) 16	FRA 21			
Fri. Nov. 3 7:30 PM				
FRA (7-3) 24				
DCA (9-1) 41	DCA 7	South Pittsburg 34	BGA 17	Hollow Rock-Bruceton 6
Fri. Nov. 3 7:30 PM	Fri. Nov. 10 7:30 PM	Fri. Nov. 17 7:30 PM	Fri. Nov. 24 7:30 PM	
Celina (5-5) 7				
Sunbright (5-5) 0	South Pittsburg 14			
Fri. Nov. 3 7:30 PM				
South Pittsburg (9-1) 64				
Trousdale Co. (9-1) 41	Trousdale Co. 14	Trousdale Co. 7	Lake Co. 8	Hollow Rock-Bruceton 28
Fri. Nov. 3 7:30 PM	Fri. Nov. 10 7:30 PM	Fri. Nov. 17 7:30 PM	Fri. Nov. 24 7:30 PM	Fri. Nov. 17 7:30 PM
CPA (6-4) 12				
Cloudland (6-3) 34	Cloudland 12			
Fri. Nov. 3 7:30 PM				
Copper Basin (5-5) 0				
Greenback (7-3) 33	Greenback 0	BGA 35	Hollow Rock-Bruceton 39	Wayne Co. 14
Fri. Nov. 3 7:30 PM	Fri. Nov. 10 7:30 PM	Fri. Nov. 17 7:30 PM	Fri. Nov. 24 7:30 PM	Fri. Nov. 17 7:30 PM
Knoxville Catholic (5-5) 0				
Watertown (4-6) 0	BGA 34			
Fri. Nov. 3 7:30 PM				
BGA (10-0) 42				
East Robertson (5-5) 7	East Robertson 0	Lake Co. 21		
Fri. Nov. 3 7:30 PM	Fri. Nov. 10 7:30 PM	Fri. Nov. 17 7:30 PM		
Huntland (6-4) 0				
Lake Co. (9-1) 34	Lake Co. 25			
Fri. Nov. 3 7:30 PM				
USJ (7-3) 7				
St. Benedict (9-1) 0	Dresden 7	Moore Co. 20		
Fri. Nov. 3 7:30 PM	Fri. Nov. 10 7:30 PM	Fri. Nov. 17 7:30 PM		
Dresden (4-6) 19				
Clarksville Academy (6-4) 13	Moore Co. 34			
Fri. Nov. 3 7:30 PM				
Moore Co. (10-0) 39				
Hollow Rock-Bruceton (10-0) 55	Hollow Rock-Bruceton 21			
Fri. Nov. 3 7:30 PM	Fri. Nov. 10 7:30 PM			
Bishop Byrne (5-5) 21				
McEwen (6-4) 17	McEwen 6			
Fri. Nov. 3 7:30 PM				
Forrest (6-4) 14				
Wayne Co. (7-3) 28	Wayne Co. 28			
Fri. Nov. 3 7:30 PM	Fri. Nov. 10 7:30 PM			
Jo Byrns (4-6) 0				
Gleason (6-3) 6	FACS 0			
Fri. Nov. 3 7:30 PM				
FACS (10-0) 32				

BGA

STATE CHAMPION

Notes:

1994 Class 1A Football Playoffs

November 11 - December 9, 1994

First Round		Second Round		Quarterfinals		Semifinals		Championship		
Coalfield (9-1)	39									
Fri. Nov. 11 7:30 PM		Coalfield	21							
Copper Basin (5-5)	6			Coalfield	6					
		Fri. Nov. 18 7:30 PM								
Gordonsville (6-4)	0									
Fri. Nov. 11 7:30 PM		FRA	20							
FRA (7-3)	17					South Pittsburg	35			
				Fri. Nov. 25 7:30 PM						
DCA (9-1)	42									
Fri. Nov. 11 7:30 PM		DCA	10							
Celina (6-4)	15									
		Fri. Nov. 18 7:30 PM								
Unaka (5-5)	6			South Pittsburg	63					
Fri. Nov. 11 7:30 PM		South Pittsburg	32					South Pittsburg	14	
South Pittsburg (9-1)	54									
						Fri. Dec. 2 7:30 PM				
Trousdale Co. (8-1)	45									
Fri. Nov. 11 7:30 PM		Trousdale Co.	53							
Friendship Christian (7-3)	14			Trousdale Co.	41					
		Fri. Nov. 18 7:30 PM								
Knoxville Catholic (7-3)	3									
Fri. Nov. 11 7:30 PM		Lookout Valley	7							
Lookout Valley (6-4)	21									
				Fri. Nov. 25 7:30 PM						
Greenback (8-2)	21					Trousdale Co.	23			
Fri. Nov. 11 7:30 PM		Greenback	0							
Cloudland (6-4)	6									
		Fri. Nov. 18 7:30 PM								
Watertown (4-6)	6			BGA	28					
Fri. Nov. 11 7:30 PM		BGA	42							
BGA (9-1)	37									
								Fri. Dec. 9 3:30 PM Clinic Bowl @ Vanderbilt		**South Pittsburg** STATE CHAMPION
East Robertson (9-1)	27									
Fri. Nov. 11 7:30 PM		East Robertson	0							
Collinwood (5-5)	14			Lake Co.	27					
		Fri. Nov. 18 7:30 PM								
Lake Co. (8-2)	42									
Fri. Nov. 11 7:30 PM		Lake Co.	14							
St. Benedict (6-4)	3					Lake Co.	35			
				Fri. Nov. 25 7:30 PM						
Bishop Byrne (8-1)	21									
Fri. Nov. 11 7:30 PM		Bishop Byrne	19							
Dresden (5-5)	14									
		Fri. Nov. 18 7:30 PM								
Clarksville Academy (5-5)	8			Wayne Co.	12					
Fri. Nov. 11 7:30 PM		Wayne Co.	40							
Wayne Co. (8-2)	34									
						Fri. Dec. 2 7:30 PM				
Hollow Rock-Bruceton (10-0)	31									
Fri. Nov. 11 7:30 PM		Hollow Rock-Bruceton	14							
FACS (5-5)	0							Lake Co.	7	
				Hollow Rock-Bruceton	14					
		Fri. Nov. 18 7:30 PM								
Jo Byrns (8-2)	14									
Fri. Nov. 11 7:30 PM		Jo Byrns	12							
Cornersville (8-2)	6									
				Fri. Nov. 25 7:30 PM						
Moore Co. (8-2)	41					Hollow Rock-Bruceton	14			
Fri. Nov. 11 7:30 PM		Moore Co.	14							
McEwen (3-7)	7									
		Fri. Nov. 18 7:30 PM								
South Fulton (6-4)	13			Moore Co.	0					
Fri. Nov. 11 7:30 PM		USJ	0							
USJ (7-3)	14									

Notes:

CLINIC BOWL

TENNESSEE HIGH SCHOOL FOOTBALL CHAMPIONSHIPS

CLASS 1-A

Friday, December 9, 1994
Dudley Field Vanderbilt University Stadium

LAKE COUNTY VS. SOUTH PITTSBURGH

SCORE: South Pittsburg 14 Lake Co. 7

FINAL RECORDS: South Pitt (14-1)

Lake Co. (12-3)

MVP: Offensive MVP - Greg Tipton (South Pitt)

Defensive MVP - Charles Bolden (Lake Co)

ATTENDANCE: 7,000 (est.)

SCORING SUMMARY
South Pittsburg vs. Lake County
Dec 09, 1994

SOUTH PITTSBURG	7	0	7	0	-14
LAKE COUNTY	0	0	7	0	-07

FIRST QUARTER
SOUTH PITTSBURG: Corey Tipton 6 run. (John Bonner Kick) (1:11)

SECOND QUARTER
No Scoring.

THIRD QUARTER
LAKE COUNTY: Jewel Flowers 75 run. (Chris Tate Kick) (11:26)
SOUTH PITTSBURG: Tipton 19 run. (Bonner Kick) (6:24)

FOURTH QUARTER
No Scoring.

Kickoff: 3:35 End of game: 5:20 Elapsed time: 1:45
Attendance: (7,000)

NCAA QUICKIE STATISTICS

First Quarter | Half | Third Quarter | Final
(Circle One)

TEAM

	South Pittsburg Visitors	Lake County Home
Score	14	7
First Downs	14	9
Rushes—Yardage (Net)	47 — 246	32 — 177
Passing Yardage (Net)	14	40
Rushing—Yardage Lost	(-19)	(-17)
*Return Yardage (Net)	6	(-1)
Passes—Att.-Comp.-Int.	3 — 2 - 1	7 — 3 - 2
Total Offense—Yards	266	216
Punts (Number-Average)	2 — 34.5	1 — 17.0
Fumbles—Lost	0 — 0	3 — 1
Penalties—Yards	4 — 30	3 — 25
Possession Time	26:33	21:27

*Return of Punts, Intercepted Passes and Fumbles (not kickoffs).

INDIVIDUAL LEADERS

South Pittsburg — Visitors

Rushing	Att.	Net Yards	TD	Long
Corey Tipton	34	208	2	19
Perry Hutchins	12	43	0	14

Passing	Att.-Comp.-Int.	Yds.	TD	Sacks
Perry Hutchins	3-2-1	14	0	1

Pass Receiving	No.	Yards	TD	Long
Corey Tipton	1	13	0	13
Bradley Green	1	1	0	1

Punting	No.	Avg.	Long
Nathaniel Beavers	2	34.5	35

Lake County — Home

Rushing	Att.	Net Yards	TD	Long
Jewel Flowers	23	167	1	75
Casey Scott	4	16	0	12

Passing	Att.-Comp.-Int.	Yds.	TD	Sacks
M. Crawford	7-3-2	40	0	1

Pass Receiving	No.	Yards	TD	Long
Awndra Miller	1	24	0	24
Will Jones	1	11	0	11
Clint Kimble	1	5	0	5

Punting	No.	Avg.	Long
Michael Crawford	1	17.0	17

Copyright 1984 National Collegiate Athletic Association

SOUTH PITTSBURG vs. LAKE COUNTY
3:30 p.m. December 9, 1994
Vanderbilt Stadium, Nashville, Tennessee

FIRST QUARTER PLAY-BY-PLAY

Lake County wins the toss. They defer. South Pittsburg will receive opening kickoff.

Bolden to kick off. Green, McCarver and Tipton back deep. Green takes at the nine and returned to the South Pittsburg 37.

11:48 SOUTH PITTSBURG BALL - Hutchins at QB
1-10 SP 37 Tipton carries left for six.
2-4 SP 44 Tipton carries right for six.(Abbott) FD
1-10 -- 50 Hutchins keeps up the middle for three. (Bolden)
2-7 LC 47 PENALTY: South Pittsburg ILLEGAL PROCEDURE, 5 yards.
2-12 SP 48 Hutchins options right for two. (Strayhorn)
3-10 -- 50 Hutchins pass intercepted by Jones at the LC 16, loses two on the return.

9:13 LAKE COUNTY BALL - Crawford at QB
1-10 LC 14 Crawford pitches to Flowers for gain of four. (Berryhill)
2-6 LC 18 Flowers takes draw for no gain. (Wilkerson)
3-6 LC 18 Crawford pass complete to Miller for 24 yards.(McCarver) FD
1-10 LC 42 Jones up the middle for no gain. (Berryhill)
2-10 LC 42 Flowers takes pitch left, loses six. (McCarver)
3-16 LC 36 Crawford's pass intended for Miller, intercepted by Rector at midfield.

5:37 SOUTH PITTSBURG BALL - Hutchins at QB
1-10 -- 50 Tipton carries up the middle for two. (Bolden)
2-8 LC 48 Hutchins dropped for loss of four. (Miller)
3-12 LC 48 Hutchins keeps, runs right for 14 yards. FD
1-10 LC 38 Tipton up the middle for seven. (Bolden)
2-3 LC 31 Tipton carries left for five. (Abbott) FD
1-10 LC 26 Tipton on quick draw for eight more. (Taylor)
2-2 LC 18 Tipton off right tackle for one. (Miller) FD
3-1 LC 17 Tipton up the gut for seven. (Bolden) FD
1-10 LC 10 Tipton up the middle for four yards. (Bolden)
2-6 LC 6 Tipton runs right, cuts back for six yards. TOUCHDOWN.
PAT by Bonner: It is good.
Scoring Drive: TOP - 4:26, 10 plays, 50 yards.
Score: SOUTH PITTSBURG 7 LAKE COUNTY 0

Beavers to kick off. Jones and Flowers back deep for Lake County. Jones takes at the ten, returns to the 22. (Cardin)

1:04 LAKE COUNTY BALL - Crawford at QB
1-10 LC 22 Crawford play action to Jones for 10. (Green) FD
End of First Quarter.

SECOND QUARTER PLAY-BY-PLAY

12:00 LAKE COUNTY BALL - Crawford at QB
1-10 LC 32 Crawford keeps and runs right for nine. (Cardin)
2-1 LC 41 Scott takes quick handoff for no gain. (Banks)
3-1 LC 41 Flowers runs left for six. (Berryhill) FD
1-10 LC 48 Flowers runs left for 12 yards to the SP 40, fumble goes forward to the 33, recovered by Higgins.TIME-OUT Lake County,2 left. (9:54)
1-10 SP 33 Flowers hit by Banks, fumble recovered by Grider of SP.

9:40 SOUTH PITTSBURG BALL - Hutchins at QB
1-10 SP 33 Hutchins complete to Green for one. (Jones)
2-9 SP 34 Tipton runs left for four. (Abbott)
3-5 SP 38 Tipton takes pitch for two.
4-3 SP 40 Beavers to punt. Jones takes 34-yard punt at LC 26. No return.

7:17 LAKE COUNTY BALL - Crawford at QB
1-10 LC 26 Flowers carries left for one. (Gray)
2-9 LC 27 Flowers takes pitch for no gain. (Grider)
3-10 LC 26 Crawford pass intended for Jones, deflected by Green.
4-10 LC 26 PENALTY: Lake County ILLEGAL PROCEDURE, 5 yards.
4-15 LC 21 Crawford to punt. McCarver and Green back deep. 16 yard punt rolls dead at the LC 37.

5:35 SOUTH PITTSBURG BALL - Hutchins at QB
1-10 LC 37 Hutchins keeps, options left for eight. (Bolden)
2-2 LC 31 Tipton up the middle for eight. (Bolden) FD
1-10 LC 23 Crawford keeps, options right for 23 yards. TOUCHDOWN.
PENALTY: South Pittsbrurg CLIP, 15 yards from the foul.
1-11 LC 24 Case takes pitch left for loss ofthree. (Flowers)
2-14 LC 27 Tipton runs right for five. (Bolden)
3-9 LC 22 Hutchins dropped for loss of six. (Bishop)
4-15 LC 28 TIME-OUT, South Pittsburg, 2 left. (2:40)
4-15 LC 28 Hutchins screens to Tipton for 13 yards. (Miller) Turnover on Downs.

2:23 LAKE COUNTY BALL - Crawford at QB
1-10 LC 15 Flowers runs left for one yard. (Grider)
2-9 LC 16 Flowers takes pitch left for four. (Banks)
3-5 LC 20 TIME-OUT, South Pittsburg, 1 left. (1:18)
3-5 LC 20 Crawford pass intended for Jones, intercepted at the LC 39, returned to the LC 29.

1:04 SOUTH PITTSBURG BALL - Hutchins at QB
1-10 LC 29 Tipton carries for eight. (Flowers)
2-2 LC 21 TIME-OUT, South Pittsburg, 0 left. (0:50)
2-2 LC 21 Tipton on counter-draw left for four. (Flowers) FD
1-10 LC 17 Tipton takes backward pass for five yards.
2-5 LC 12 Hutchins throws it away to kill the clock.
3-5 LC 12 Bonner 29-yd FG: It is BLOCKED.

End of Second Quarter and Half.
Score: SOUTH PITTSBURG 7 LAKE COUNTY 0

NCAA QUICKIE STATISTICS

First Quarter | (Half) | Third Quarter | Final

(Circle One)

TEAM

	South Pittsburg Visitors	Lake County Home
Score	7	0
First Downs	7	4
Rushes—Yardage (Net)	25 — 115	13 — 36
Passing Yardage (Net)	14	35
Rushing—Yardage Lost	(-13)	(-7)
*Return Yardage (Net)	6	(-2)
Passes—Att.-Comp.-Int.	3 — 2 - 1	5 — 2 - 2
Total Offense—Yards	135	69
Punts (Number-Average)	1 — 34.0	1 — 17.0
Fumbles—Lost	0 — 0	2 — 1
Penalties—Yards	2 — 20	1 — 5
Possession Time	13:47	10:13

*Return of Punts, Intercepted Passes and Fumbles (not kickoffs).

INDIVIDUAL LEADERS

South Pittsburg — Visitors

Rushing	Att.	Net Yards	TD	Long
Corey Tipton	17	87	1	8
Perry Hutchins	7	31	0	14

Passing	Att.-Comp.-Int.	Yds.	TD	Sacks
Perry Hutchins	3 - 2 - 1	14	0	1

Pass Receiving	No.	Yards	TD	Long
Corey Tipton	1	13	0	13
Bradley Green	1	1	0	1

Punting	No.	Avg.	Long
Nathaniel Beavers	1	34.0	34

Lake County — Home

Rushing	Att.	Net Yards	TD	Long
Jewel Flowers	10	27	0	19

Passing	Att.-Comp.-Int.	Yds.	TD	Sacks
M. Crawford	5 - 2 - 2	35	0	0

Pass Receiving	No.	Yards	TD	Long
Aundra Miller	1	24	0	24
Will Jones	1	11	0	11

Punting	No.	Avg.	Long
M. Crawford	1	17.0	17

Copyright 1984 National Collegiate Athletic Association

THIRD QUARTER PLAY-BY-PLAY

Lake County will receive. Beavers to kick for South Pittsburg. Jones and Flowers back deep for LC. Johnson takes short kick at the LC 16 and returns to the 25. (Banks)

11:52 LAKE COUNTY BALL - Crawford at QB
1-10 LC 25 Flowers takes counter-handoff for 75 yards. TOUCHDOWN.
PAT by Tate: it is good.
Scoring Drive: TOP - 0:26, 1 play, 75 yards.
Score: SOUTH PITTSBURG 7 LAKE COUNTY 7

Bolden to kick off. Ball goes through the endzone. Touchback.

11:26 SOUTH PITTSBURG BALL - Hutchins at QB
1-10 SP 20 PENALTY: South Pittsburg, ILLEGAL PROCEDURE, 5 yards.
1-15 SP 15 PENALTY: Lake County, ENCROACHMENT, 5 yards.
1-10 SP 20 Tipton carries right for eight. (Bolden)
2-2 SP 28 Titpon runs left, caught for loss of two. (Abbott)
3-4 SP 26 Titpon up the gut for seven. (Bolden) FD
1-10 SP 33 Tipton rambles for eight more up the middle. (Flowers)
2-2 SP 41 Hutchins keeps himself for five. (Bishop) FD
1-10 SP 46 Titpon shakes a tackle, goes left for nine. (Kimble)
2-1 LC 45 Tipton runs right for nine more.(Bolden) FD
1-10 LC 36 Tipton pops outside left for 10 yards. (Jones) FD
1-10 LC 26 TIME-OUT, Lake County, 2 left. (7:44)
1-10 LC 26 Titpon carries right for five. (Abbott)
2-5 LC 21 Tipton up the middle for two. (Abbott)
3-3 LC 19 Tipton starts right, cuts left for 19. TOUCHDOWN.
PAT by Bonner: It is good.
Scoring Drive: TOP - 5:02, 11 plays, 80 yards.
Score: SOUTH PITTSBURG 14 LAKE COUNTY 7

Beavers to kick off. Jones and Flowers back deep. Flowers takes at the six, returns to the LC 35. (Cardin)

6:12 LAKE COUNTY BALL - Crawford at QB
1-10 LC 35 Flowers hops left for four yards. (Gomez)
2-6 LC 39 Flowers on counter handoff for no gain. (Banks)
3-6 LC 39 Flowers takes pitch left and gets eight. (McCarver) FD
1-10 LC 47 TIME-OUT, Lake County, 1 left. (4:11)
1-10 LC 47 Crawford fall on fumbled snap, loss of one.
2-11 LC 46 Scott on quick draw gets two yards. (Banks)
3-9 LC 48 Jones takes pitch right, eludes tackle and gets 11 yards. (Hutchins) FD
1-10 SP 41 Flowers up the middle for three. (M.Banks)
2-7 SP 38 Flowers squirts through line for three. (Berryhill)
3-4 SP 35 Flowers get around the corner for 23 yards. (Price) FD
1-10 SP 13 Flowers plows ahead for one more. (Cardin)
2-9 SP 12 Crawford pass complete to Kimble for five yards. (M.Banks)
End ofThird Quarter.

Score: SOUTH PITTSBURG 14 LAKE COUNTY 7

THIRD QUARTER PLAY-BY-PLAY

Lake County will receive. Beavers to kick for South Pittsburg. Jones and Flowers back deep for LC. Johnson takes short kick at the LC 16 and returns to the 25. (Banks)

11:52 LAKE COUNTY BALL - Crawford at QB
1-10 LC 25 Flowers takes counter-handoff for 75 yards. TOUCHDOWN.
PAT by Tate: it is good.
Scoring Drive: TOP - 0:26, 1 play, 75 yards.
Score: SOUTH PITTSBURG 7 LAKE COUNTY 7

Bolden to kick off. Ball goes through the endzone. Touchback.

11:26 SOUTH PITTSBURG BALL - Hutchins at QB
1-10 SP 20 PENALTY: South Pittsburg, ILLEGAL PROCEDURE, 5 yards.
1-15 SP 15 PENALTY: Lake County, ENCROACHMENT, 5 yards.
1-10 SP 20 Tipton carries right for eight. (Bolden)
2-2 SP 28 Titpon runs left, caught for loss of two. (Abbott)
3-4 SP 26 Titpon up the gut for seven. (Bolden) FD
1-10 SP 33 Tipton rambles for eight more up the middle. (Flowers)
2-2 SP 41 Hutchins keeps himself for five. (Bishop) FD
1-10 SP 46 Titpon shakes a tackle, goes left for nine. (Kimble)
2-1 LC 45 Tipton runs right for nine more.(Bolden) FD
1-10 LC 36 Tipton pops outside left for 10 yards. (Jones) FD
1-10 LC 26 TIME-OUT, Lake County, 2 left. (7:44)
1-10 LC 26 Titpon carries right for five. (Abbott)
2-5 LC 21 Tipton up the middle for two. (Abbott)
3-3 LC 19 Tipton starts right, cuts left for 19. TOUCHDOWN.
PAT by Bonner: It is good.
Scoring Drive: TOP - 5:02, 11 plays, 80 yards.
Score: SOUTH PITTSBURG 14 LAKE COUNTY 7

Beavers to kick off. Jones and Flowers back deep. Flowers takes at the six, returns to the LC 35. (Cardin)

6:12 LAKE COUNTY BALL - Crawford at QB
1-10 LC 35 Flowers hops left for four yards. (Gomez)
2-6 LC 39 Flowers on counter handoff for no gain. (Banks)
3-6 LC 39 Flowers takes pitch left and gets eight. (McCarver) FD
1-10 LC 47 TIME-OUT, Lake County, 1 left. (4:11)
1-10 LC 47 Crawford fall on fumbled snap, loss of one.
2-11 LC 46 Scott on quick draw gets two yards. (Banks)
3-9 LC 48 Jones takes pitch right, eludes tackle and gets 11 yards. (Hutchins) FD
1-10 SP 41 Flowers up the middle for three. (M.Banks)
2-7 SP 38 Flowers squirts through line for three. (Berryhill)
3-4 SP 35 Flowers get around the corner for 23 yards. (Price) FD
1-10 SP 13 Flowers plows ahead for one more. (Cardin)
2-9 SP 12 Crawford pass complete to Kimble for five yards. (M.Banks)
End ofThird Quarter.

Score: SOUTH PITTSBURG 14 LAKE COUNTY 7

FOURTH QUARTER PLAY-BY-PLAY

12:00 LAKE COUNTY BALL - Crawford at QB

3-5	SP 12	Scott up the middle for two.
4-3	SP 10	Flowers runs left, gets only two. (V.Banks)

10:55 SOUTH PITTSBURG BALL - Hutchins at QB

1-10	SP 6	Tipton goes for seven on left run. (Kimble)
2-3	SP 13	Hutchins keeps for gain of one. (Abbott)
3-2	SP 14	Hutchins runs left, dropped for loss of four. (Flowers.)
4-6	SP 10	Beavers to punt. Jones takes at the 45

8:46 LAKE COUNTY BALL - Crawford at QB

1-10	SP 44	Flowers scampers right for gain of 19.
		PENALTY: Lake County, CLIP, 15 yards from the foul.
1-6	SP 40	Flowers runs right for five. (Chance)
2-1	SP 35	Flowers off tackle for two. (Price) FD
1-10	SP 33	Johnson takes quick draw for two. (Chance)
2-8	SP 31	Flowers caught in backfield for loss of one. (Jenkins)
3-9	SP 32	Crawford pass incomplete - intended for Kimble.
4-9	SP 32	TIME-OUT, Lake County, 0 left. (5:25)
4-9	SP 32	Crawford dropped for loss of 15 yards. (Chance) Turnover on downs.

5:15 SOUTH PITTSBURG BALL - Hutchins at QB

1-10	SP 48	Tipton bumbles and stumbles for seven yards. (Flowers)
2-3	LC 45	Tipton plunges forward for two. (Bishop)
3-1	LC 43	Tipton goes right off-tackle for 11 yards. (Bolden) FD
1-10	LC 32	PENALTY: South Pittsburg DELAY OF GAME, 5 yards.
1-15	LC 37	Tipton gets the carry for six. (Bolden)
2-9	LC 31	Tipton on the run left for three. (Bolden)
3-6	LC 28	Hutchins keeps on option for eight yards. (Scott) FD
1-10	LC 20	Tipton off the right tackle for nine.
2-1	LC 11	Hutchins kneels on it.

End of Second Half and Game.

Final Score: SOUTH PITTSBURG 14 LAKE COUNTY 7

Defensive Statistics

LAKE CO.

TOTALS

PLAYER	NO.	TACKLES	ASSISTS	INT.	FUMBLE RECOVERY	QB SACKS	OTHER	T	A	INT	FR	SACK	O
ALUNDRA MILLER	86	III	I					2	1				
RODNEY ABBOTT	70	IIII	II					4	2				
CASEY SCOTT	10		I						1				
ANTHONY STRAYHORN	52												
ROBERT BISHOP	81	III	I			1-(-6)	BLK. FG	3	1			1-(-6)	BLK. FG
KENYON BOLDEN	72												
CHARLES BOLDEN	66	~~IIII~~ ~~IIII~~ IIII	III					15	3				
CHANZIE HIGGINS	14	III	II					3	2				
WILL JONES	1	III		1-(-2)				3		1-(-2)			
DONNIE JOHNSON	15	II	II					2	2				
CLINT KIMBLE	26	III	II					3	2				
JEWEL FLOWERS	32	~~IIII~~ III	II					8	2				
KENYON JOHNSON	5	I						1					
CHRIS TATE	55	I						1					

Defensive Statistics

South Pittsburg

TOTALS

PLAYER	NO.	TACKLES	ASSISTS	INT.	FUMBLE RECOVERY	QB SACKS	OTHER	T	A	INT	FR	SACK	O
Jarrod Cardin	76	IIII	I					4	1				
Daniel Berryhill	60	IIII				1-(-15)		4				1-(-15)	
Bradley Green	24	I	I	1-6				1	1	1-6			
Brandon Price	74	II	I					2	1				
Nathaniel Beavers	33	I	I					1	1				
Michael Grider	82	~~IIII~~		1-0	I			5		1-0	I		
Vincent Banks	65	~~IIII~~	II					5	2				
Marcus Banks	66	~~IIII~~	III				FF	5	3				FF
Corey Tipton	25							–	–				
Michael McCarver	11	II						2					
Perry Hutchins	7	II	I					2	1				
Brandon Chance	51	II						2					
Kevin Case	20		I						1				
Jeremy Scott	42	I						1					
Roger Mayfield	85	I	I					1	1				
Courtney Gains	22	I						1					
Jason Gomez	23	I						1					
Tony Jenkins	21	I						1					

1994 CLINIC BOWL GAME-BY-GAME RECORDS, TENTATIVE STARTING LINEUPS

CLASS 1-A

SOUTH PITTSBURG PIRATES

0	Marion County	6
48	Vonore	0
48	Grundy County	17
31	Greenback	14
56	Whitwell	0
42	Midway	0
50	Lookout Valley	6
49	Boyd Buchanan	0
55	Copper Basin	0
49	Charleston	14
	PLAYOFFS	
54	Unaka	0
32	Donelson Christian	10
63	Coalfield	0
35	Trousdale County	23
612	(13-1)	86

LAKE COUNTY FALCONS

29	Fulton County, Ky.	6
6	Bruceton	9
31	Union City	14
55	Greenfield	0
14	Dyer County	20
49	South Fulton	7
48	Univ.School Jackson	15
27	West Carroll	6
47	Dresden	6
53	Gleason	30
	PLAYOFFS	
42	Cordova St. Benedict	3
14	East Robertson	0
27	Wayne County	12
35	Bruceton	14
477	(12-2)	142

CLINIC BOWL OFFENSIVE STARTERS

Pos.	Player	Wt.
TE	Michael Grider	195
LT	Jarrod Cardin	195
LG	Vincent Banks	170
C	Wesley Stone	190
RG	Marcus Banks	180
RT	Daniel Berryhill	220
SE	Michael McCarver	165
QB	Perry Hutchins	170
FB	Nathaniel Beavers	190
HB	Kevin Case	145
TB	Corey Tipton	165
Punter	Nathaniel Beavers	190

DEFENSIVE STARTERS

Pos.	Player	Wt.
E	Jarrod Cardin	195
T	Daniel Berryhill	220
SS	Bradley Green	135
T	Brandon Price	270
E	Nathaniel Beaver	190
MLB	Michael Grider	195
OLB	Vincent Banks	170
OLB	Marcus Banks	180
CB	Corey Tipton	165
CB	Michael McCarver	165
FS	Perry Hutchins	170
EP/FG Kckr	John Bonner	155

Coach Danny Wilson

CLINIC BOWL OFFENSIVE STARTERS

Pos.	Player	Wt.
LE	Chanzie Higgins	170
LT	Rodney Abbott	245
LG	Chris Tate	165
C	Charles Bolden	215
RG	Tommy Hicks	218
RT	Anthony Strayhorn	214
RE	Aundra Miller	190
QB	Michael Crawford	183
TB	Jewel Flowers	180
FB	Kenyon Johnson	190
FL	Wil Jones	160
Punter	Michael Crawford	183

DEFENSIVE STARTERS

Pos.	Player	Wt.
E	Aundra Miller	190
T	Rodney Abbott	245
LB	Casey Scott	150
T	Anthony Strayhorn	214
E	Robert Bishop	190
LB	Kenyon Johnson	190
LB	Charles Bolden	215
LB	Chanzie Higgins	170
CB	Wil Jones	160
CB	Donnie Johnson	160
FS	Clint Kimble	160
EP/FG Kckr	Chris Tate/C.Bolden	

Coach Tim Stallings

1994 CLINIC BOWL GAME-BY-GAME RECORDS, TENTATIVE STARTING LINEUPS

1-A

1994
SOUTH PITTSBURG
"PIRATES"

NO.	NAME	HT.	WT.	POS.	GRADE
7	PERRY HUTCHINS	6'0"	170	QB	12
10	JOHN BONNER	5'10"	155	QB	11
11	MICHAEL McCARVER	5'11"	165	SE	12
12	PRES HOLDER	5'7"	145	HB	10
20	KEVIN CASE	5'10"	150	HB	10
21	TONY JENKINS	5'9"	150	SE	12
22	COURTNEY GAINES	5'6"	160	FB	9
23	JASON GOMEZ	5'7"	155	HB	10
24	BRADLEY GREEN	5'7"	130	SE	11
25	COREY TIPTON	5'11"	170	TB	11
33	NATHANIEL BEAVERS	6'0"	195	FB	12
40	MICHAEL DANIELS	5'9"	145	QB	9
41	TOMMY RECTOR	5'6"	145	TB	10
42	JEREMY SCOTT	6'1"	180	HB	12
43	BRADLEY REED	5'8"	145	TB	9
44	TYRONE GREEN	6'0"	155	TB	9
51	BRANDON CHANCE	6'0"	235	C	11
60	DANIEL BERRYHILL	5'11"	225	T	11
61	ERIC SCOTT	5'10"	160	G	10
64	JEREMY WILLIS	5'5"	135	G	9
65	VINCENT BANKS	5'8"	165	G	12
66	MARCUS BANKS	5'10"	180	G	12
67	DAVID WARREN	6'2"	185	T	9
70	WILL WATKINS	6'1"	165	T	12
72	JASON BRYAN	5'9"	175	T	12
74	BRANDON PRICE	6'1"	270	T	11
76	JARROD CARDIN	6'2"	190	T	12
77	WESLEY STONE	5'8"	185	C	12
78	ERNIE CAGLE	6'3"	265	T	10
79	TREY CANTRELL	5'8"	230	T	10
80	WILLIAM GRAY	5'9"	145	HB	9
81	BRANDON WILKERSON	5'6"	135	SE	11
82	MICHAEL GRIDER	6'0"	195	TE	12
83	PAUL O'LEARY	5'7"	140	SE	9
85	ROGER MAYFIELD	6'2"	195	TE	10

HEAD COACH - DANNY WILSON
ASST. COACH - DAVE BAXTER
VIC GRIDER
JON LOVINGOOD

1-A

1994 LAKE COUNTY FOOTBALL FALCONS

NO.—NAME	GRADE	HEIGHT	WEIGHT	POSITION
1—Wil Jones	12	5-7	160	RB/DB
4—Michael Crawford	12	5-11	183	QB/DB
5—Kenyon Johnson	12	5-10	190	RB/LB
10—Casey Scott	12	5-3	150	RB/LB
11—Calvin Higgins	11	5-10	150	QB/DB
14—Chanzie Higgins	11	5-11	170	QB/LB
15—Donnie Johnson	11	5-6	160	RB/DB
23—Marcus Taylor	10	5-8	130	E/DB
24—Marcus Kimble	9	5-4	125	RB/DB
25—Greg Taylor	12	6-0	170	E/DB
26—Clint Kimble	12	5-7	160	E/DB
28—Marcus Kimble	12	6-1	150	RB/E
31—Shondell Hill	9	5-11	210	RB/LB
32—Jewel Flowers	11	5-11	180	RB/DB
36—Chadwick Jackson	9	5-8	160	RB/DB
44—Jeremy Williams	12	6-2	210	E/E
52—Anthony Strayhorn	10	5-10	214	OL/DT
54—Tommy Hicks	11	6-0	218	OL/DE
55—Chris Tate	12	5-8	165	OL/LB
63—Andrew Stanfill	9	5-9	160	OL/LB
66—Charles Bolden	12	5-10	200	OL/LB
70—Rodney Abbott	12	6-2	245	OL/DT
71—Jason Tolley	11	6-3	205	OL/DE
72—Kenyon Bolden	11	6-6	215	OL/DT
73—Mario Montgomery	10	6-1	215	OL/DT
74—Bryan Jones	10	5-8	212	OL/DT
75—Jonathan Gooch	9	6-4	240	OL/DT
78—Terry Lockard	9	5-9	230	OL/DT
80—Chris Naifeh	11	6-1	140	E/CB
81—Robert Bishop	11	5-10	190	RB/DE
86—Aundra Miller	11	6-0	190	TE/LB
88—C. P. Jones	12	5-9	150	E/DB

Superintendent: Roland Pope
Principal: Howard Todd
Head Coach: Tim Stallings
Assistant Coaches: Russ Davis, Eddie Cain, Bret Johnson
Cheerleading Sponsor: Tracy Hinson
Cheerleaders: Meredith Williams (Captain), Misty Caton, LouAnne Hatley, Terri Pierce, Mailee Fields, Charlotte Homra, Ginger Cook, Lisa Jenkins, Kim Sumara, Amanda Strain, Lashay Young, and Misty Work
School Colors: Green and Gold **School Mascot:** Falcon

1993 Class 1A Football Playoffs

November 12 - December 10, 1993

First Round	Second Round	Quarterfinals	Semifinals	Championship
Cloudland (9-1) vs. Bye (Fri. Nov. 12 7:30 PM)	Cloudland 8			
	Fri. Nov. 19 7:30 PM	Gordonsville 0		
Gordonsville (6-4) 32 vs. FRA (7-3) 24 (Fri. Nov. 12 7:30 PM)	Gordonsville 24			
		Fri. Nov. 26 7:30 PM	South Pittsburg 14	
DCA (8-2) 36 vs. Celina (7-3) 26 (Fri. Nov. 12 7:30 PM)	DCA 14			
	Fri. Nov. 19 7:30 PM	South Pittsburg 14		
Bye vs. South Pittsburg (9-1) (Fri. Nov. 12 7:30 PM)	South Pittsburg 28			
			Fri. Dec. 3 7:30 PM	Trousdale Co. 14
Trousdale Co. (8-1) vs. Bye (Fri. Nov. 12 7:30 PM)	Trousdale Co. 35			
	Fri. Nov. 19 7:30 PM	Trousdale Co. 15		
Coalfield (9-1) 21 vs. Charleston (8-2) 27 (Fri. Nov. 12 7:30 PM)	Charleston 6			
		Fri. Nov. 26 7:30 PM	Trousdale Co. 16	
Greenback (8-2) 59 vs. Oakdale (7-3) 20 (Fri. Nov. 12 7:30 PM)	Greenback 25			
	Fri. Nov. 19 7:30 PM	Greenback 14		
Bye vs. BGA (10-0) (Fri. Nov. 12 7:30 PM)	BGA 24			
				Fri. Dec. 10 3:30 PM, Clinic Bowl @ Vanderbilt: **Trousdale Co.** (STATE CHAMPION)
Jo Byrns (9-1) vs. Bye (Fri. Nov. 12 7:30 PM)	Jo Byrns 0			
	Fri. Nov. 19 7:30 PM	Lake Co. 6		
Lake Co. (5-5) 28 vs. FACS (6-3) 0 (Fri. Nov. 12 7:30 PM)	Lake Co. 26			
		Fri. Nov. 26 7:30 PM	USJ 3	
USJ (9-1) 28 vs. West Carroll (5-5) 3 (Fri. Nov. 12 7:30 PM)	USJ 21			
	Fri. Nov. 19 7:30 PM	USJ 18		
Bye vs. Moore Co. (10-0) (Fri. Nov. 12 7:30 PM)	Moore Co. 7			
			Fri. Dec. 3 7:30 PM	USJ 0
Hollow Rock-Bruceton (9-1) vs. Bye (Fri. Nov. 12 7:30 PM)	Hollow Rock-Bruceton 14			
	Fri. Nov. 19 7:30 PM	Hollow Rock-Bruceton 7		
East Robertson (6-4) 21 vs. Collinwood (7-3) 8 (Fri. Nov. 12 7:30 PM)	East Robertson 8			
		Fri. Nov. 26 7:30 PM	Hollow Rock-Bruceton 0	
Wayne Co. (7-3) 45 vs. Clarksville Academy (6-3) 0 (Fri. Nov. 12 7:30 PM)	Wayne Co. 7			
	Fri. Nov. 19 7:30 PM	St. Benedict 6		
Bye 0 vs. St. Benedict (10-0) 0 (Fri. Nov. 12 7:30 PM)	St. Benedict 21			

Notes:

1992 Class A Football Playoffs

November 13 - December 12, 1992

First Round		Second Round		Quarterfinals		Semifinals		Championship		
Cloudland (8-2)	14									
Fri. Nov. 13 7:30 PM		Cloudland	6							
Coalfield (8-2)	8			Greenback	28					
		Fri. Nov. 20 7:30 PM								
Greenback (6-4)	42									
Fri. Nov. 13 7:30 PM		Greenback	28							
South Pittsburg (5-5)	12					Greenback	12			
				Fri. Nov. 27 7:30 PM						
Friendship Christian (4-6)	7									
Fri. Nov. 13 7:30 PM		Friendship Christian	0							
Monterey (6-3)	6									
		Fri. Nov. 20 7:30 PM		Davidson Academy	0					
Davidson Academy (9-1)	33									
Fri. Nov. 13 7:30 PM		Davidson Academy	32					Oneida	13	
McEwen (6-4)	18									
						Fri. Dec. 4 7:30 PM				
East Robertson (9-0)	21									
Fri. Nov. 13 7:30 PM		East Robertson	0							
DCA (7-3)	0									
		Fri. Nov. 20 7:30 PM		Trousdale Co.	8					
Trousdale Co. (9-1)	37									
Fri. Nov. 13 7:30 PM		Trousdale Co.	20							
Celina (4-6)	7									
				Fri. Nov. 27 7:30 PM						
Copper Basin (8-2)	11					Oneida	17			
OT										
Fri. Nov. 13 7:30 PM		Copper Basin	0							
Midway (3-7)	8									
		Fri. Nov. 20 7:30 PM		Oneida	17					
Oneida (9-1)	55									
Fri. Nov. 13 7:30 PM		Oneida	44							
North Greene (4-4)	7									
								Sat. Dec. 12 12 PM Clinci Bowl @ Vanderbilt		**Oneida** STATE CHAMPION
Moore Co. (9-1)	28									
Fri. Nov. 13 7:30 PM		Moore Co.	28							
Collinwood (5-5)	27			Spring Hill	28					
		2 OT Fri. Nov. 20 7:30 PM								
Spring Hill (9-1)	39									
Fri. Nov. 13 7:30 PM		Spring Hill	30							
Richland (3-6)	0					Spring Hill	14			
				Fri. Nov. 27 7:30 PM						
Dresden (9-1)	30									
Fri. Nov. 13 7:30 PM		Dresden	6							
Lake Co. (5-4)	18									
		Fri. Nov. 20 7:30 PM		USJ	0					
USJ (9-4)	28									
Fri. Nov. 13 7:30 PM		USJ	20							
St. Benedict (7-2)	6									
						Fri. Dec. 4 7:30 PM				
FACS (8-1)	55									
Fri. Nov. 13 7:30 PM		FACS	6					BGA	10	
Jackson Christian (3-6)	34									
		Fri. Nov. 20 7:30 PM		Hollow Rock-Bruceton	7					
Peabody (5-4)	28									
Fri. Nov. 13 7:30 PM		Hollow Rock-Bruceton	41							
Hollow Rock-Bruceton (8-2)	31									
				Fri. Nov. 27 7:30 PM						
Forrest (6-4)	7					BGA	17			
Fri. Nov. 13 7:30 PM		Forrest	0							
Mt. Pleasant (6-4)	6									
		Fri. Nov. 20 7:30 PM		BGA	12					
BGA (10-0)	56									
Fri. Nov. 13 7:30 PM		BGA	21							
Huntland (5-5)	12									

Notes:

1991 Class A Football Playoffs

November 15 - December 14, 1991

First Round		Second Round		Quarterfinals		Semifinals		Championship		
Cloudland (10-0)	6									
Fri. Nov. 15 7:30 PM		Oneida	7							
Oneida (9-1)	28			Greenback	6					
		OT Fri. Nov. 22 7:30 PM								
South Pittsburg (5-5)	8									
Fri. Nov. 15 7:30 PM		Greenback	13							
Greenback (8-2)	35					FRA	24			
				Fri. Nov. 29 7:30 PM						
Celina (6-4)	27									
Fri. Nov. 15 7:30 PM		Celina	6							
Friendship Christian (5-5)	21									
		Fri. Nov. 22 7:30 PM								
FRA (8-2)	42			FRA	8					
Fri. Nov. 15 7:30 PM		FRA	43					FRA	27	
McEwen (6-4)	0									
						Fri. Dec. 6 7:30 PM				
East Robertson (9-0)	28									
Fri. Nov. 15 7:30 PM		East Robertson	6							
Davidson Academy (7-3)	20			Trousdale Co.	7					
		Fri. Nov. 22 7:30 PM								
Trousdale Co. (8-2)	42									
Fri. Nov. 15 7:30 PM		Trousdale Co.	10							
Monterey (9-1)	0									
				Fri. Nov. 29 7:30 PM						
Whitwell (8-2)	47					Whitwell	7			
Fri. Nov. 15 7:30 PM		Whitwell	21							
Midway (4-6)	12									
		Fri. Nov. 22 7:30 PM		Whitwell	28					
Coalfield (8-2)	35									
Fri. Nov. 15 7:30 PM		Coalfield	0							
Unaka (7-3)	14							Sat. Dec. 14 12 PM Clinci Bowl @ Vanderbilt		**FRA** STATE CHAMPION
Moore Co. (10-0)	54									
Fri. Nov. 15 7:30 PM		Moore Co.	28							
Collinwood (4-6)	6			Moore Co.	11					
		Fri. Nov. 22 7:30 PM								
BGA (8-2)	3									
Fri. Nov. 15 7:30 PM		Forrest	0							
Forrest (4-6)	6					Hollow Rock-Bruceton	7			
				Fri. Nov. 29 7:30 PM						
Hollow Rock-Bruceton (6-4)	9									
Fri. Nov. 15 7:30 PM		Hollow Rock-Bruceton	17							
Lake Co. (7-3)	6									
		Fri. Nov. 22 7:30 PM		Hollow Rock-Bruceton	42					
Adamsville (8-2)	15									
Fri. Nov. 15 7:30 PM		Adamsville	6							
FACS (8-2)	7									
						Fri. Dec. 6 7:30 PM				
Bishop Byrne (5-5)	14									
Fri. Nov. 15 7:30 PM		USJ	6							
USJ (8-2)	32							Peabody	8	
				Peabody	14					
		Fri. Nov. 22 7:30 PM								
Peabody (7-1)	26									
Fri. Nov. 15 7:30 PM		Peabody	28							
Dresden (6-4)	0									
				Fri. Nov. 29 7:30 PM						
Huntland (7-3)	0									
Fri. Nov. 15 7:30 PM		Mt. Pleasant	28							
Mt. Pleasant (8-2)	29					Peabody	28			
		Fri. Nov. 22 7:30 PM								
Spring Hill (8-2)	46			Mt. Pleasant	13					
Fri. Nov. 15 7:30 PM		Spring Hill	20							
Cascade (5-4)	8									

Notes:

1989 Class A Football Playoffs

November 10 - December 9, 1989

Notes:

1988 Class A Football Playoffs

November 4 - December 3, 1988

Notes:

1986 Class A Football Playoffs

November 7 - December 6, 1986

Notes:

1985 Class A Football Playoffs

November 8 - December 7, 1985

Notes:

1984 Class A Football Playoffs

November 16 - December 8, 1984

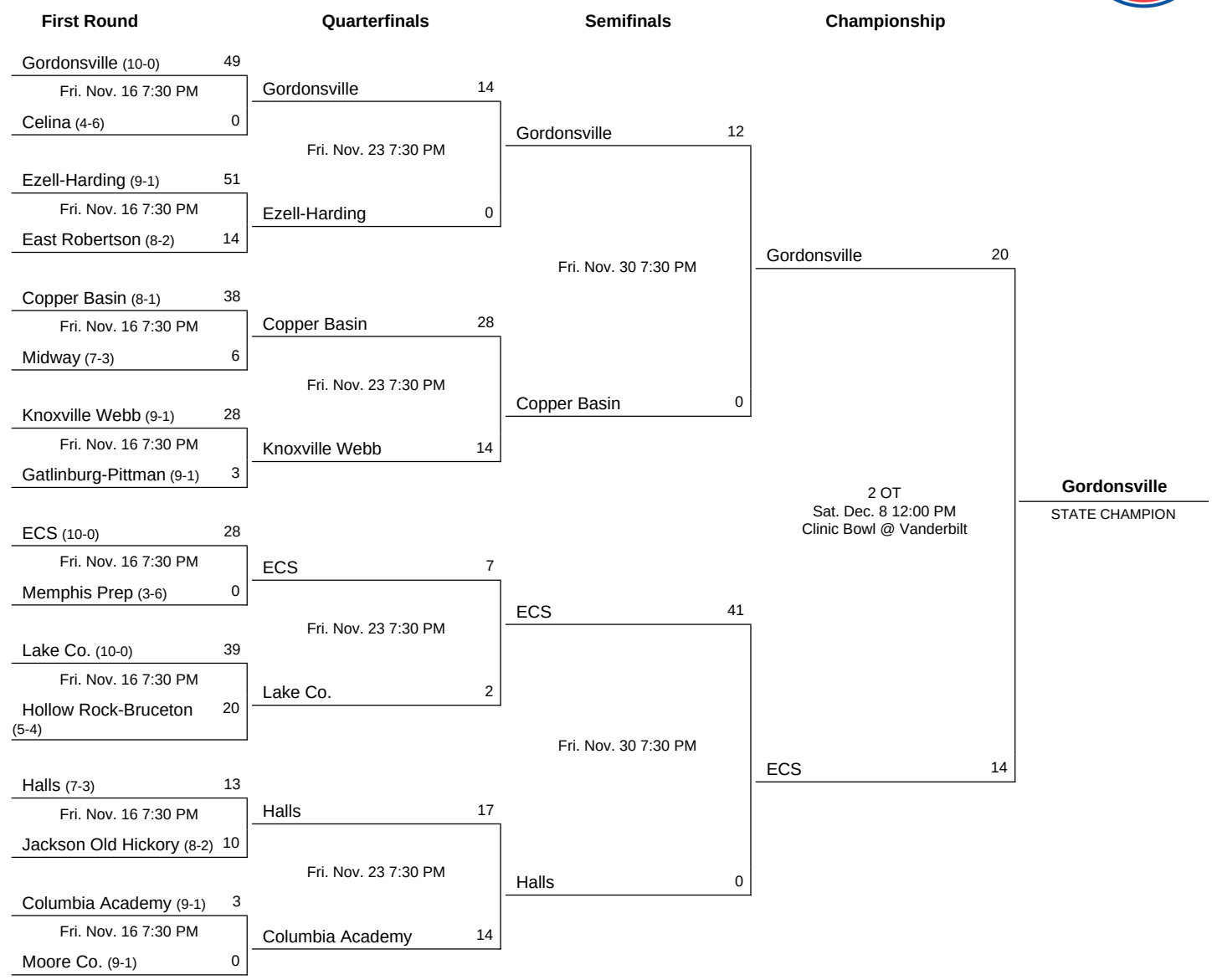

Notes:

1983 Class A Football Playoffs

November 11 - December 3, 1983

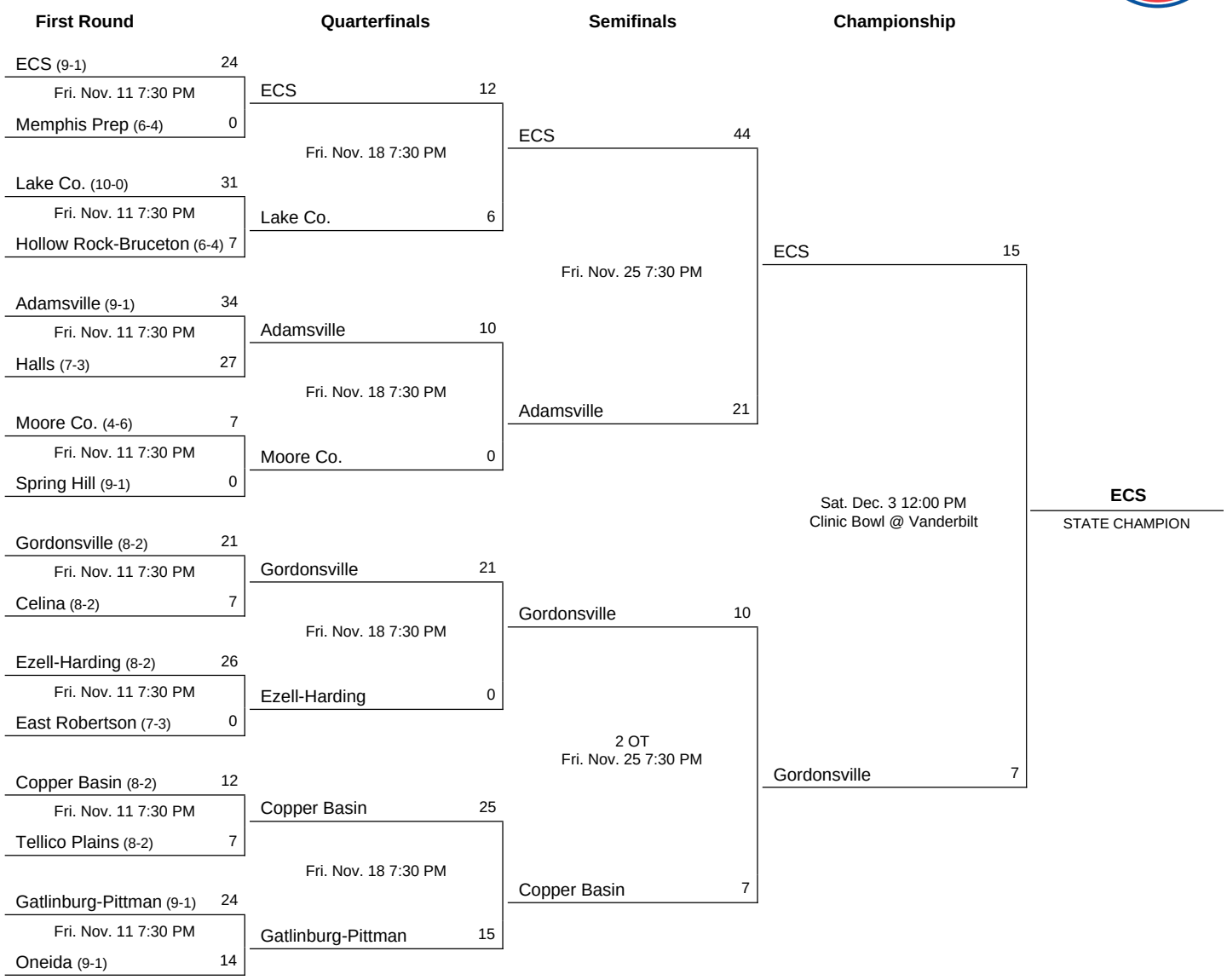

Notes:

1980 Class A Football Playoffs

November 14 - December 5, 1980

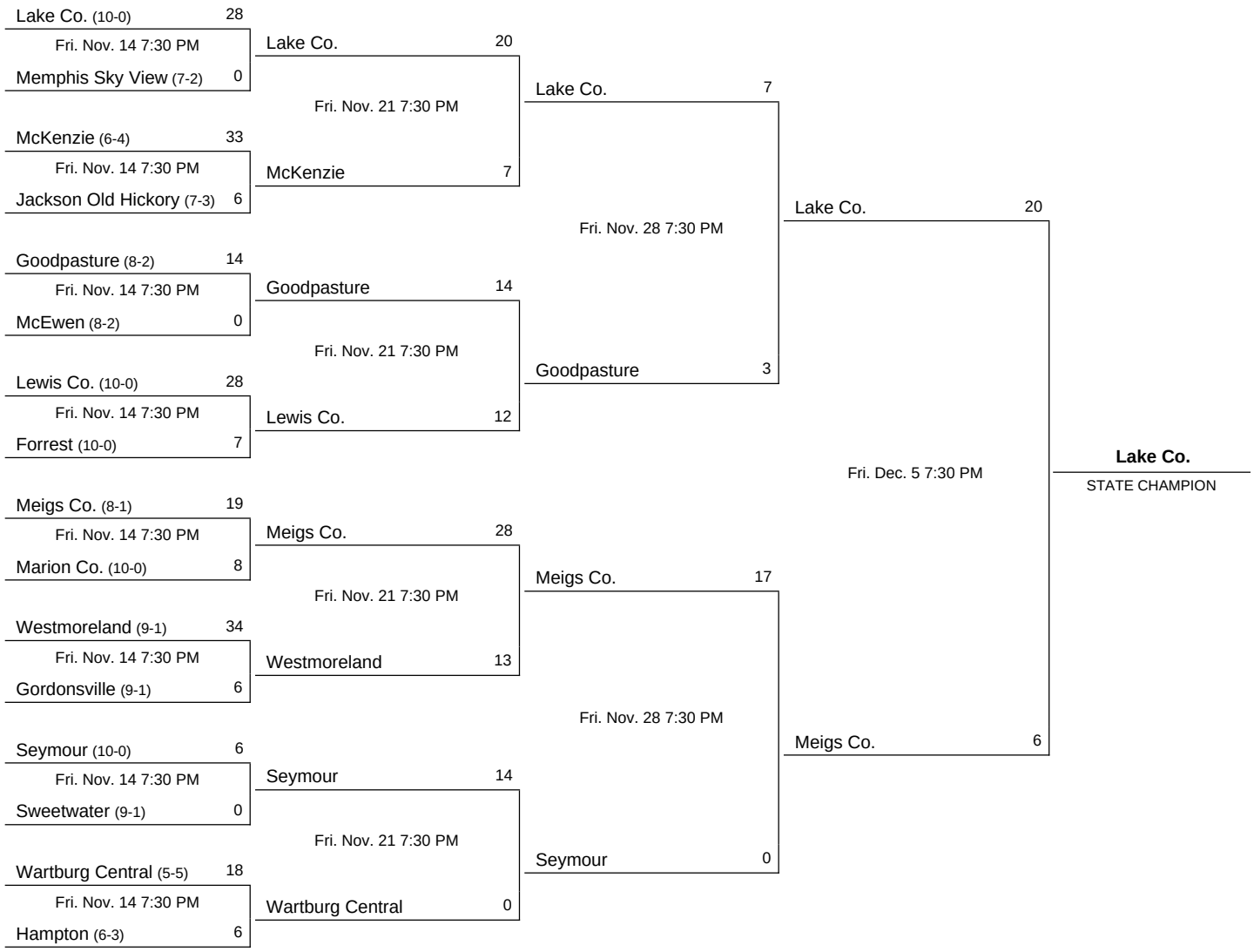

Notes:

1979 Class A Football Playoffs

November 16 - December 7, 1979

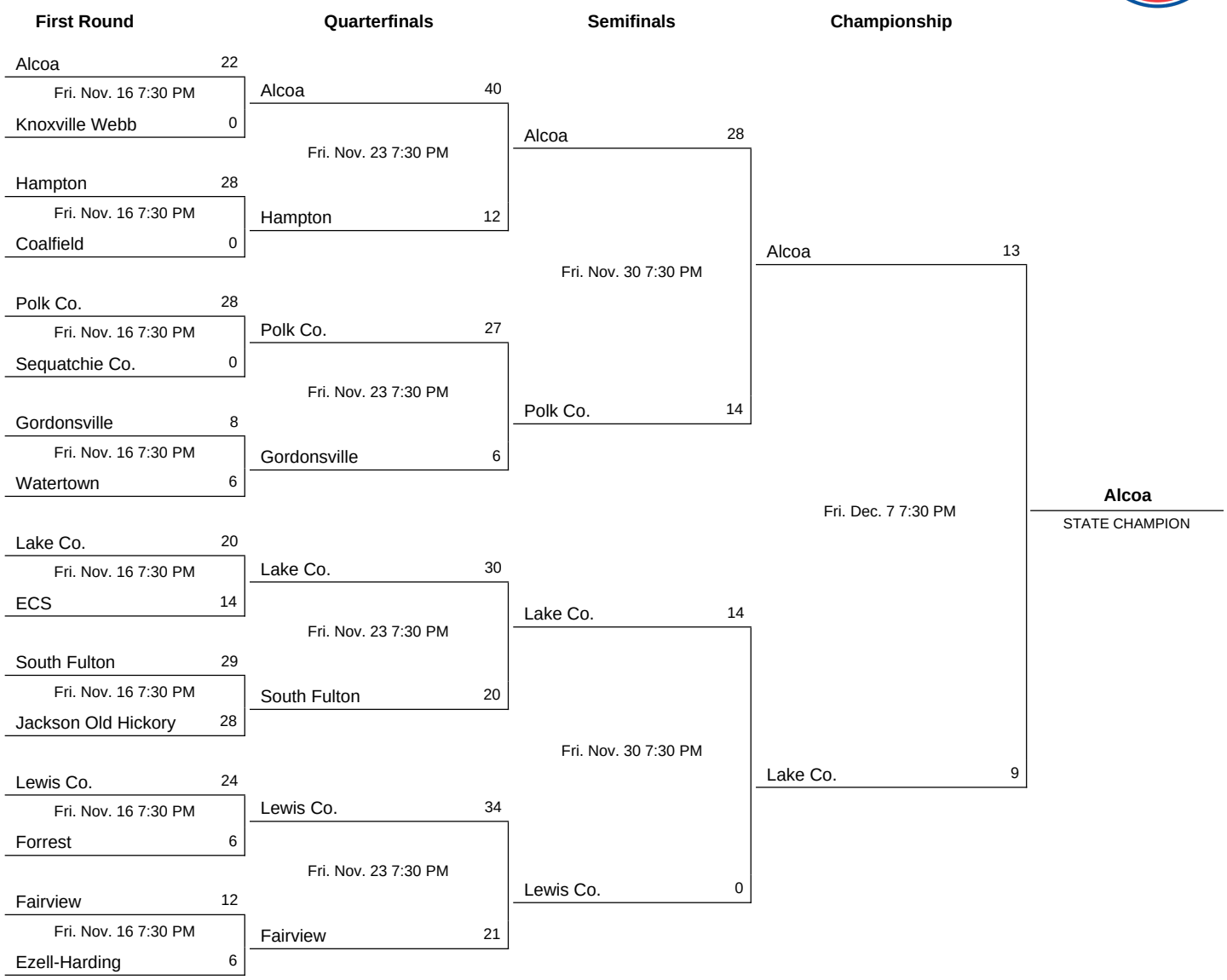

Notes:

1978 Class A Football Playoffs

November 10 - December 1, 1978

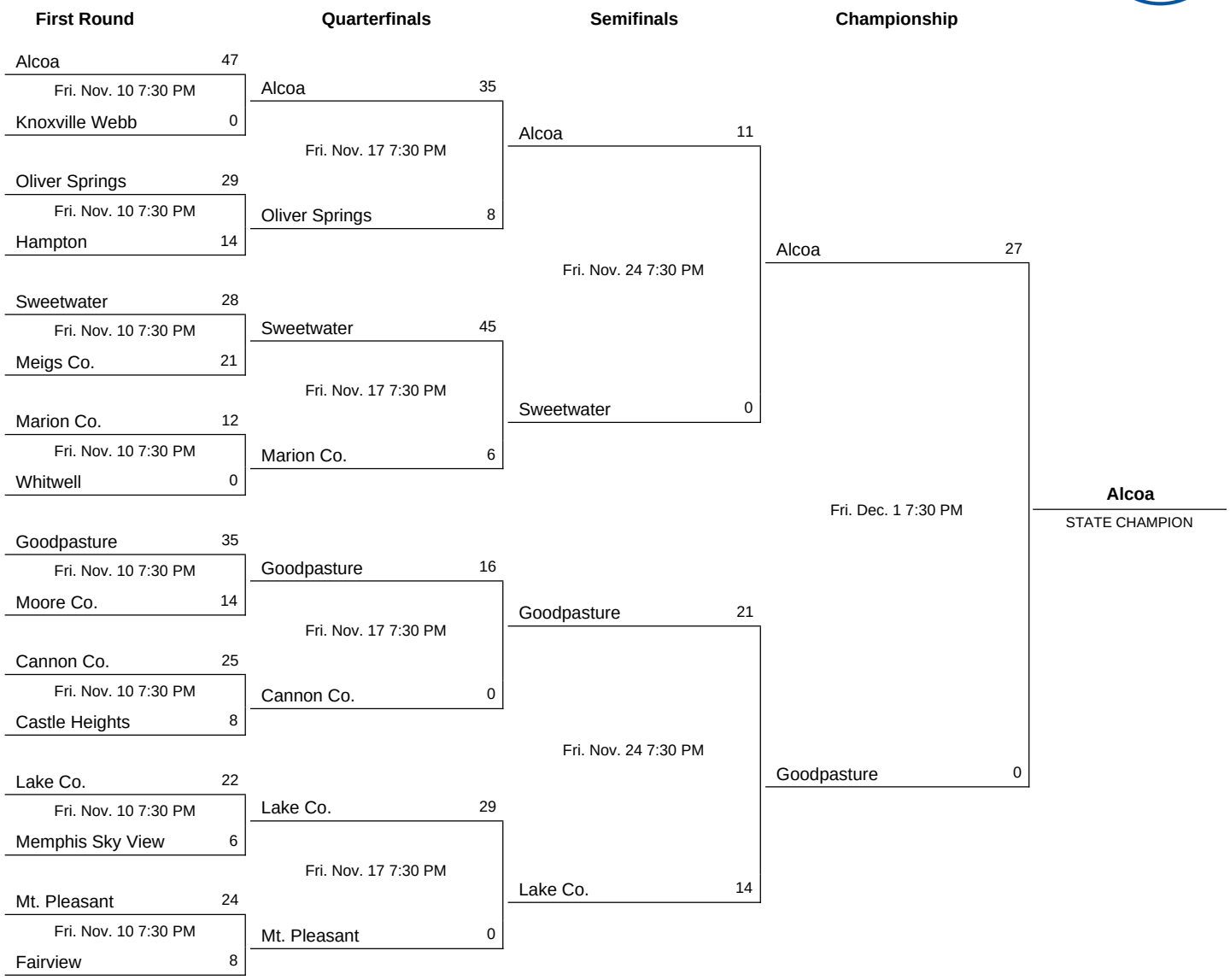

Notes:

1977 Class A Football Playoffs

November 11 - December 2, 1977

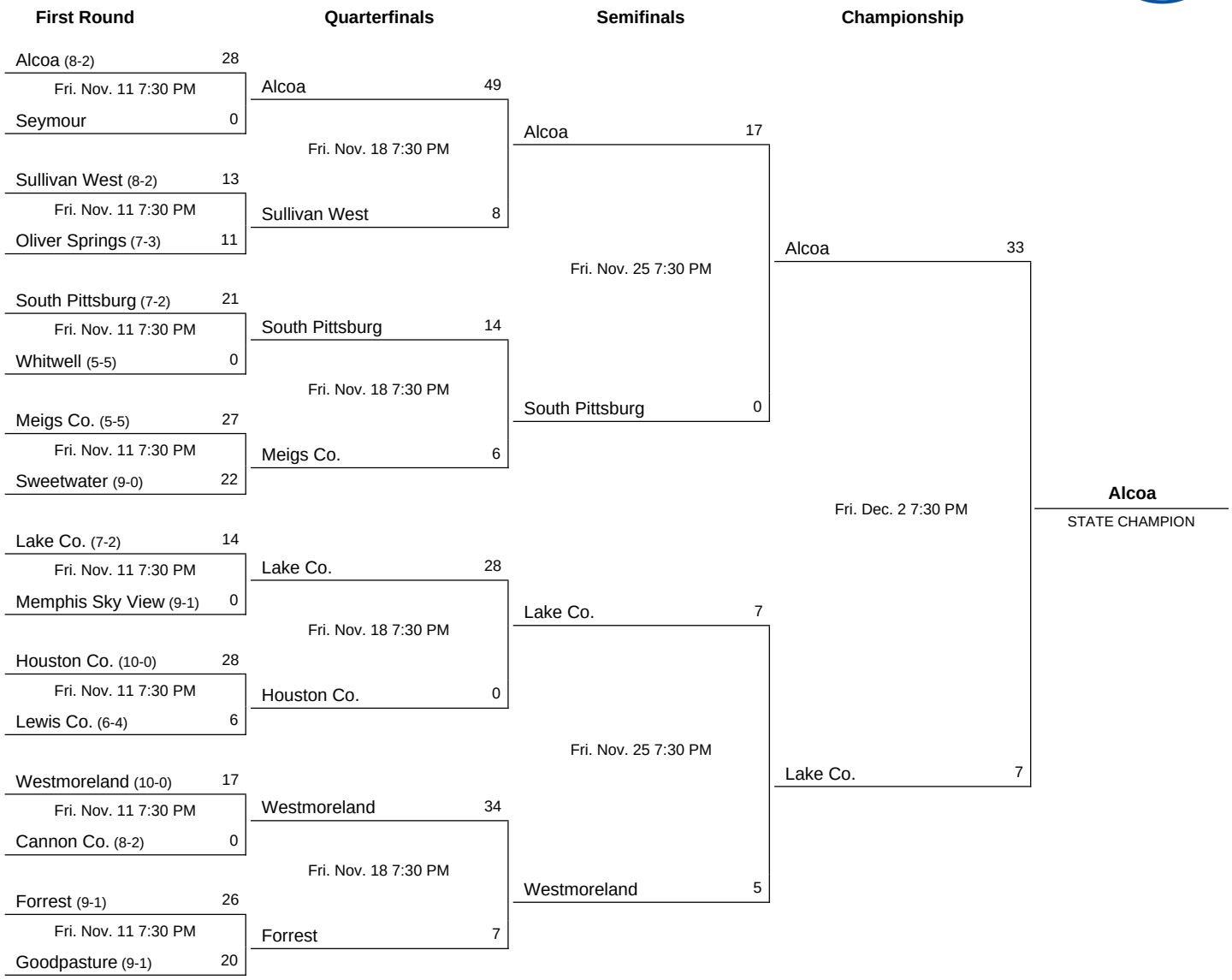

Notes:

1972 Class A Football Playoffs

November 17 - December 1, 1972 ·

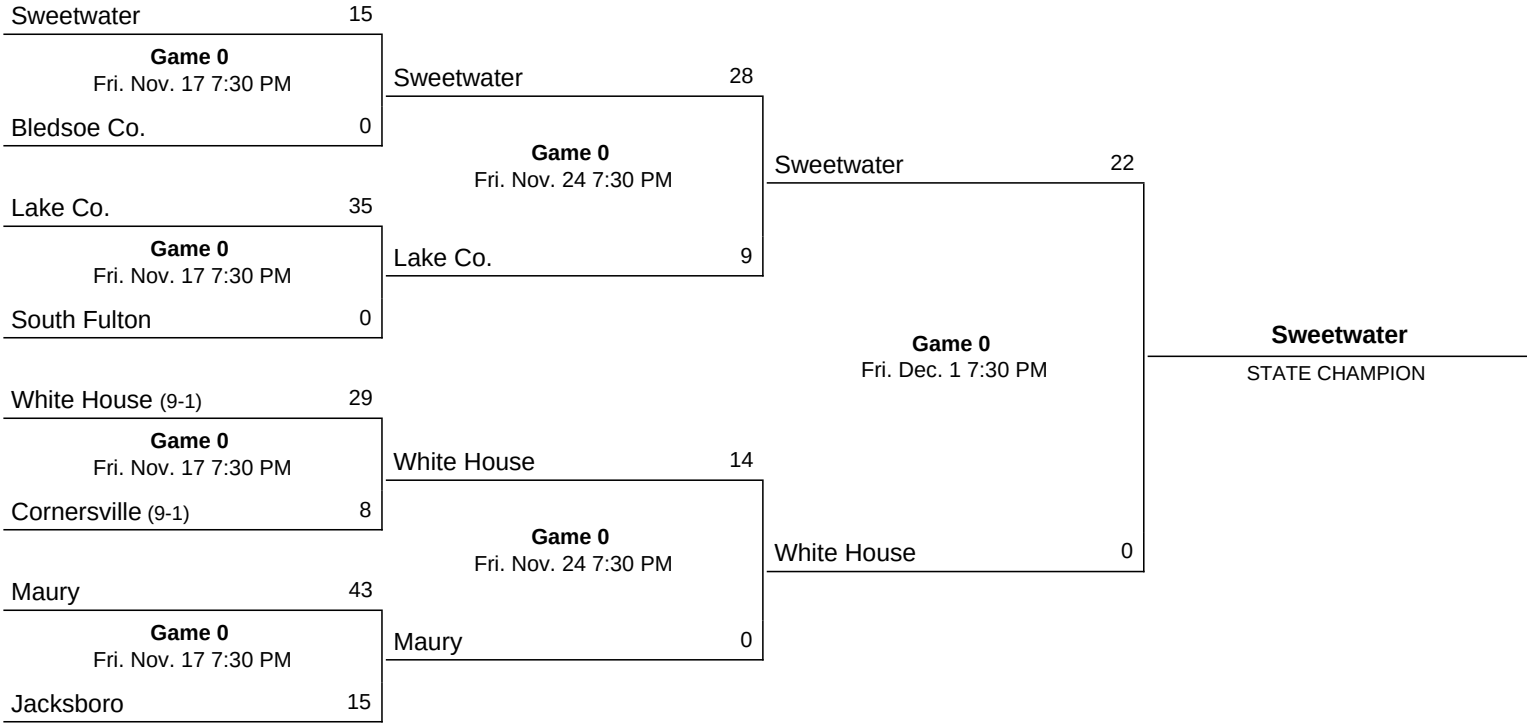

1969 Class A Football Playoffs

November 21 - November 29, 1969 ·

South Pittsburg	28	
Game 0 Fri. Nov. 21		
Oneida	6	
Tennessee Prep	30	
Game 0 Fri. Nov. 21		
Lake Co.	6	
South Pittsburg	26	
Game 0 Fri. Nov. 28		
Tennessee Prep	6	
South Pittsburg		
STATE CHAMPION		