Lipscomb Academy
Boys' Basketball
Nashville, TN

POSTSEASON HISTORY REPORT

GENERATED MAY 1, 2024

Summary

Championship Record: 9-15
Appearances (16): 2022, 2009, 2005, 2000, 1996, 1995, 1993, 1991, 1990, 1989, 1988, 1987, 1974, 1973, 1951, 1926
Finals Appearances/Runners-up (1): 1993
Championships (1): 1993

Finals Appearances

Year	Class	Award	Detail
1993	Class AA	Team Champions	(32-4)

Awards

Year	Award	Name	Class
1987	Mr. Basketball	Jerry Meyer	Class AA
1988	Mr. Basketball	Jerry Meyer	Class AA
1993	Most Valuable Player	Oliver Simmons	Class AA
1994	Mr. Basketball	Oliver Simmons	Class AA
1995	Mr. Basketball	Oliver Simmons	Class AA

2022 Division II Class AA State Boys' Basketball Tournament

March 3 - March 5, 2022 · TN Tech University - Hooper Eblen Center

Lipscomb Academy (19-12) 52

Game 1
Thu. Mar. 3 3:30 PM
TN Tech Univ.

Christian Brothers (26-0) 58

Brentwood Academy (30-0) 55

Game 2
Thu. Mar. 3 5:00 PM
TN Tech Univ.

Knoxville Catholic (28-3) 63

Christian Brothers 79

Game 3
Sat. Mar. 5 1:30 PM
TN Tech Univ.

Knoxville Catholic 72

Christian Brothers

STATE CHAMPION

Official Basketball Box Score -- Game Totals -- Final Statistics
Christian Brothers vs Lipscomb Academy
03/03/22 3:30 p.m. at Cookeville, Tenn. (Hooper Eblen Center)

Christian Brothers 58 • 27-0

##	Player		Total FG-FGA	3-Ptr FG-FGA	FT-FTA	Rebounds Off	Def	Tot	PF	TP	A	TO	Blk	Stl	Min
01	Jackson, Chandler	*	7-14	0-1	4-7	1	7	8	2	18	3	1	1	0	32
10	Ausley, Nehemiah	*	0-1	0-0	0-0	0	1	1	2	0	0	1	0	0	13
12	Owens, Zion	*	2-5	0-2	3-4	0	2	2	1	7	1	1	0	2	25
32	Pratt, Hunter	*	5-9	2-2	1-3	1	0	1	2	13	2	1	1	0	31
35	Pepper, Michael	*	5-13	1-4	0-1	2	4	6	2	11	3	3	0	0	31
02	Pender, Jack		0-0	0-0	0-0	0	0	0	0	0	0	0	0	0	3
03	Strother, Ashton		3-5	0-0	3-6	8	4	12	1	9	1	0	1	0	25
21	Saatkamp, Jackson		0-0	0-0	0-0	0	0	0	0	0	0	0	0	0	0+
	Team					1	2	3							
	Totals		22-47	3-9	11-21	13	20	33	10	58	10	7	3	2	160

	1st		2nd		3rd		4th		Game		Deadball Rebounds
FG %:	7-14	50.0%	8-16	50.0%	3-10	30.0%	4-7	57.1%	22-47	46.8%	3,2
3FG %:	1-3	33.3%	1-2	50.0%	0-2	0.0%	1-2	50.0%	3-9	33.3%	
FT %:	4-6	66.7%	1-3	33.3%	2-4	50.0%	4-8	50.0%	11-21	52.4%	

Lipscomb Academy 52 • 19-13

##	Player		Total FG-FGA	3-Ptr FG-FGA	FT-FTA	Rebounds Off	Def	Tot	PF	TP	A	TO	Blk	Stl	Min
01	Beasley, Kaleb	*	7-11	1-2	2-2	0	5	5	4	17	4	5	1	1	30
11	Sweeney, Brandon	*	4-9	3-6	0-0	1	1	2	1	11	2	1	0	0	25
12	Walton, Willie	*	2-6	0-4	0-0	2	2	4	3	4	1	0	1	0	27
22	Brown, Henry	*	3-6	0-2	0-2	1	7	8	5	6	3	2	0	0	31
24	Lyles, Jaden	*	4-9	3-5	0-0	2	3	5	4	11	1	1	0	0	23
02	Sherrill, Maureice		0-2	0-0	0-0	0	0	0	1	0	0	1	0	0	15
15	Sidney, Myles		1-5	1-2	0-0	0	1	1	2	3	0	0	0	1	9
	Team					0	0	0							
	Totals		21-48	8-21	2-4	6	19	25	20	52	11	10	2	2	160

	1st		2nd		3rd		4th		Game		Deadball Rebounds
FG %:	6-12	50.0%	5-11	45.5%	6-12	50.0%	4-13	30.8%	21-48	43.8%	1
3FG %:	4-9	44.4%	1-3	33.3%	2-5	40.0%	1-4	25.0%	8-21	38.1%	
FT %:	0-2	0.0%	0-0	0.0%	0-0	0.0%	2-2	100.0%	2-4	50.0%	

Officials:
Technical fouls: Christian Brothers-None. Lipscomb Academy-None.
Attendance:
2022 TSSAA Division II Class AA Boys Basketball Tournament
Semifinals

Score by periods	1st	2nd	3rd	4th	Total
Christian Brothers	19	18	8	13	58
Lipscomb Academy	16	11	14	11	52

Points	In Paint	Off T/O	2nd Chance	Fast Break	Bench
CHRBRO	30	13	17	4	9
LIPS-B	24	9	6	6	3

Last FG - CHRBROS 4th-01:41, LIPS-B 4th-00:26.
Largest lead - CHRBROS by 10 2nd-00:05, LIPS-B by 6 1st-05:59.
CHRBROS led for 25:45. LIPS-B led for 04:14. Game was tied for 02:00.

Score tied - 2 times.
Lead changed - 3 times.

Christian Brothers vs Lipscomb Academy
03/03/22 3:30 p.m. at Cookeville, Tenn. (Hooper Eblen Center)
1st PERIOD Play-by-Play (Page 1)

HOME TEAM: Lipscomb Academy	Time	Score	Margin	VISITORS: Christian Brothers
MISSED FT SHOT by Brown, Henry	07:40			FOUL by Pratt, Hunter (P1T1)
REBOUND (OFF) by (DEADBALL)	07:40			
MISSED FT SHOT by Brown, Henry	07:40			REBOUND (DEF) by Pepper, Michael
REBOUND (DEF) by Beasley, Kaleb	07:33			MISSED JUMPER by Jackson, Chandler
GOOD! 3 PTR by Sweeney, Brandon	07:20	3-0	H 3	
ASSIST by Beasley, Kaleb	07:20			
	06:55			MISSED LAYUP by Ausley, Nehemiah
	06:55			REBOUND (OFF) by Pratt, Hunter
REBOUND (DEF) by Lyles, Jaden	06:51			MISSED TIP-IN by Pratt, Hunter
GOOD! LAYUP by Brown, Henry [FB/PNT]	06:45	5-0	H 5	
ASSIST by Lyles, Jaden	06:45			
	06:19	5-2	H 3	GOOD! JUMPER by Pepper, Michael
GOOD! 3 PTR by Lyles, Jaden	05:59	8-2	H 6	
ASSIST by Beasley, Kaleb	05:59			
	05:39	8-4	H 4	GOOD! LAYUP by Jackson, Chandler [PNT]
TURNOVR by Beasley, Kaleb	05:27			
	05:01	8-6	H 2	GOOD! JUMPER by Pratt, Hunter [PNT]
MISSED 3 PTR by Sidney, Myles	04:41			REBOUND (DEF) by Jackson, Chandler
FOUL by Lyles, Jaden (P1T1)	04:34	8-7	H 1	GOOD! FT SHOT by Owens, Zion
	04:34	8-8	T 1	GOOD! FT SHOT by Owens, Zion
MISSED 3 PTR by Brown, Henry	04:18			REBOUND (DEF) by Jackson, Chandler
REBOUND (DEF) by Walton, Willie	04:11			MISSED 3 PTR by Owens, Zion
GOOD! 3 PTR by Sweeney, Brandon	03:53	11-8	H 3	
REBOUND (DEF) by Brown, Henry	03:33			MISSED JUMPER by Jackson, Chandler
MISSED 3 PTR by Sweeney, Brandon	03:25			REBOUND (DEF) by Pepper, Michael
	03:08	11-11	T 2	GOOD! 3 PTR by Pratt, Hunter
MISSED LAYUP by Lyles, Jaden	02:46			REBOUND (DEF) by Pepper, Michael
FOUL by Lyles, Jaden (P2T2)	02:46			
SUB IN : Sherrill, Maureice	02:46			SUB IN : Strother, Ashton
SUB OUT: Lyles, Jaden	02:46			SUB OUT: Ausley, Nehemiah
	02:29	11-13	V 2	GOOD! JUMPER by Pratt, Hunter
GOOD! 3 PTR by Beasley, Kaleb	02:08	14-13	H 1	
ASSIST by Sweeney, Brandon	02:08			
	01:37			MISSED JUMPER by Strother, Ashton
	01:37			REBOUND (OFF) by Strother, Ashton
SUB IN : Sidney, Myles	01:34			
SUB OUT: Walton, Willie	01:34			
	01:25	14-15	V 1	GOOD! JUMPER by Jackson, Chandler [PNT]
MISSED 3 PTR by Brown, Henry	01:13			REBOUND (DEF) by Jackson, Chandler
	01:07	14-17	V 3	GOOD! LAYUP by Pepper, Michael [FB/PNT]
	01:07			ASSIST by Jackson, Chandler
	00:54			FOUL by Owens, Zion (P1T2)
	00:54			SUB IN : Ausley, Nehemiah
	00:54			SUB OUT: Pratt, Hunter
TURNOVR by Beasley, Kaleb	00:52			
	00:33			MISSED 3 PTR by Pepper, Michael
	00:33			REBOUND (OFF) by Strother, Ashton
FOUL by Brown, Henry (P1T3)	00:31	14-18	V 4	GOOD! FT SHOT by Strother, Ashton
	00:31	14-19	V 5	GOOD! FT SHOT by Strother, Ashton
	00:31			SUB IN : Pender, Jack
	00:31			SUB OUT: Pepper, Michael
GOOD! LAYUP by Beasley, Kaleb [PNT]	00:19	16-19	V 3	
FOUL by Sidney, Myles (P1T4)	00:04			MISSED FT SHOT by Jackson, Chandler
	00:04			REBOUND (OFF) by (DEADBALL)
REBOUND (DEF) by Beasley, Kaleb	00:04			MISSED FT SHOT by Jackson, Chandler
MISSED 3 PTR by Beasley, Kaleb	00:01			REBOUND (DEF) by (DEADBALL)

Christian Brothers vs Lipscomb Academy
03/03/22 3:30 p.m. at Cookeville, Tenn. (Hooper Eblen Center)
1st PERIOD Play-by-Play (Page 2)

HOME TEAM: Lipscomb Academy	Time	Score	Margin	VISITORS: Christian Brothers

Christian Brothers 19, Lipscomb Academy 16

1st period-only	In Paint	Off T/O	2nd Chance	Fast Break	Bench	
Christian Brothers	8	4	4	2	2	Score tied - 2 times.
Lipscomb Academy	4	0	0	2	0	Lead changed - 3 times.

Christian Brothers vs Lipscomb Academy
03/03/22 3:30 p.m. at Cookeville, Tenn. (Hooper Eblen Center)
2nd PERIOD Play-by-Play (Page 1)

HOME TEAM: Lipscomb Academy	Time	Score	Margin	VISITORS: Christian Brothers
SUB IN : Sidney, Myles	08:00			SUB IN : Strother, Ashton
SUB IN : Sherrill, Maureice	08:00			SUB OUT: Owens, Zion
SUB OUT: Lyles, Jaden	08:00			
SUB OUT: Sweeney, Brandon	08:00			
MISSED 3 PTR by Walton, Willie	07:53			REBOUND (DEF) by Strother, Ashton
	07:46			TURNOVR by Jackson, Chandler
STEAL by Beasley, Kaleb	07:44			
	07:44			FOUL by Strother, Ashton (P1T3)
GOOD! LAYUP by Beasley, Kaleb [PNT]	07:28	18-19	V 1	
	07:13			MISSED 3 PTR by Jackson, Chandler
	07:13			REBOUND (OFF) by Strother, Ashton
	06:50	18-21	V 3	GOOD! JUMPER by Pratt, Hunter [PNT]
MISSED JUMPER by Sidney, Myles	06:41			
	06:40			BLOCK by Pratt, Hunter
	06:39			REBOUND (DEF) by Jackson, Chandler
FOUL by Sidney, Myles (P2T5)	06:23			
	06:23			MISSED JUMPER by Pepper, Michael
	06:23			REBOUND (OFF) by Strother, Ashton
FOUL by Brown, Henry (P2T6)	06:17			
SUB IN : Sweeney, Brandon	06:17			
SUB OUT: Sidney, Myles	06:17			
REBOUND (DEF) by Brown, Henry	06:14			MISSED JUMPER by Pepper, Michael
MISSED LAYUP by Sherrill, Maureice	05:57			BLOCK by Strother, Ashton
REBOUND (OFF) by Sweeney, Brandon	05:54			
TIMEOUT 30sec	05:50			
TURNOVR by Beasley, Kaleb	05:40			
FOUL by Beasley, Kaleb (P1T7)	05:40			
	05:26	18-23	V 5	GOOD! JUMPER by Jackson, Chandler
	05:26			ASSIST by Pepper, Michael
	05:06			FOUL by Ausley, Nehemiah (P1T4)
MISSED LAYUP by Sherrill, Maureice	04:56			REBOUND (DEF) by Pepper, Michael
	04:49			MISSED JUMPER by Jackson, Chandler
	04:49			REBOUND (OFF) by Jackson, Chandler
	04:46	18-25	V 7	GOOD! JUMPER by Jackson, Chandler [PNT]
	04:37			FOUL by Ausley, Nehemiah (P2T5)
	04:37			SUB IN : Owens, Zion
	04:37			SUB OUT: Ausley, Nehemiah
TURNOVR by Beasley, Kaleb	04:17			
SUB IN : Lyles, Jaden	04:17			
SUB OUT: Sherrill, Maureice	04:17			
REBOUND (DEF) by Lyles, Jaden	04:05			MISSED JUMPER by Jackson, Chandler
GOOD! LAYUP by Beasley, Kaleb [FB/PNT]	03:59	20-25	V 5	
REBOUND (DEF) by Sweeney, Brandon	03:43			MISSED JUMPER by Pratt, Hunter
TURNOVR by Sweeney, Brandon	03:40			
BLOCK by Beasley, Kaleb	03:34			MISSED JUMPER by Jackson, Chandler
	03:28			REBOUND (OFF) by Strother, Ashton
	03:25	20-27	V 7	GOOD! JUMPER by Strother, Ashton [PNT]
MISSED LAYUP by Sweeney, Brandon	03:15			REBOUND (DEF) by Strother, Ashton
FOUL by Beasley, Kaleb (P2T8)	03:10			MISSED FT SHOT by Strother, Ashton
	03:10			REBOUND (OFF) by Pepper, Michael
REBOUND (DEF) by Brown, Henry	03:09			MISSED LAYUP by Pepper, Michael
GOOD! 3 PTR by Lyles, Jaden	02:57	23-27	V 4	
ASSIST by Sweeney, Brandon	02:57			
	02:38	23-29	V 6	GOOD! LAYUP by Owens, Zion [PNT]
	02:34			ASSIST by Jackson, Chandler
TURNOVR by Lyles, Jaden	02:28			STEAL by Owens, Zion
FOUL by Sweeney, Brandon (P1T9)	02:24			MISSED FT SHOT by Owens, Zion
	02:24			REBOUND (OFF) by (DEADBALL)
	02:24	23-30	V 7	GOOD! FT SHOT by Owens, Zion
	02:24			SUB IN : Pender, Jack
	02:24			SUB OUT: Strother, Ashton
GOOD! LAYUP by Brown, Henry [PNT]	02:13	25-30	V 5	

Christian Brothers vs Lipscomb Academy
03/03/22 3:30 p.m. at Cookeville, Tenn. (Hooper Eblen Center)
2nd PERIOD Play-by-Play (Page 2)

HOME TEAM: Lipscomb Academy	Time	Score	Margin	VISITORS: Christian Brothers
ASSIST by Beasley, Kaleb	02:13			
	01:53	25-32	V 7	GOOD! JUMPER by Owens, Zion [PNT]
	01:53			ASSIST by Pepper, Michael
TURNOVR by Beasley, Kaleb	01:29			
	01:28			STEAL by Owens, Zion
	01:24	25-34	V 9	GOOD! DUNK by Jackson, Chandler [FB/PNT
	01:24			ASSIST by Pepper, Michael
MISSED 3 PTR by Sweeney, Brandon	01:14			
REBOUND (OFF) by Walton, Willie	01:14			
GOOD! LAYUP by Brown, Henry [PNT]	01:09	27-34	V 7	
ASSIST by Walton, Willie	01:09			
	00:05	27-37	V 10	GOOD! 3 PTR by Pratt, Hunter
	00:05			ASSIST by Jackson, Chandler

Christian Brothers 37, Lipscomb Academy 27

2nd period-only	In Paint	Off T/O	2nd Chance	Fast Break	Bench	
Christian Brothers	12	7	6	2	2	Score tied - 0 times.
Lipscomb Academy	8	2	2	2	0	Lead changed - 0 times.

Christian Brothers vs Lipscomb Academy
03/03/22 3:30 p.m. at Cookeville, Tenn. (Hooper Eblen Center)
3rd PERIOD Play-by-Play (Page 1)

HOME TEAM: Lipscomb Academy	Time	Score	Margin	VISITORS: Christian Brothers
	08:00			SUB IN : Strother, Ashton
	08:00			SUB OUT: Ausley, Nehemiah
MISSED LAYUP by Sweeney, Brandon	07:47			BLOCK by Jackson, Chandler
	07:46			REBOUND (DEF) by Jackson, Chandler
REBOUND (DEF) by Beasley, Kaleb	07:27			MISSED 3 PTR by Owens, Zion
GOOD! LAYUP by Beasley, Kaleb [FB/PNT]	07:20	29-37	V 8	
REBOUND (DEF) by Walton, Willie	06:56			MISSED JUMPER by Pratt, Hunter
MISSED 3 PTR by Sweeney, Brandon	06:49			
REBOUND (OFF) by Brown, Henry	06:49			
	06:31			FOUL by Pepper, Michael (P1T1)
GOOD! JUMPER by Lyles, Jaden	06:11	31-37	V 6	
FOUL by Beasley, Kaleb (P3T1)	05:49	31-38	V 7	GOOD! FT SHOT by Pratt, Hunter
REBOUND (DEF) by Brown, Henry	05:49			MISSED FT SHOT by Pratt, Hunter
GOOD! 3 PTR by Sweeney, Brandon	05:31	34-38	V 4	
ASSIST by Brown, Henry	05:31			
	05:06			MISSED 3 PTR by Pepper, Michael
	05:06			REBOUND (OFF) by (TEAM)
FOUL by Walton, Willie (P1T2)	04:53			
	04:41	34-40	V 6	GOOD! JUMPER by Jackson, Chandler
TURNOVR by Brown, Henry	04:24			
BLOCK by Walton, Willie	04:20			MISSED JUMPER by Pratt, Hunter
REBOUND (DEF) by Brown, Henry	04:14			
GOOD! 3 PTR by Lyles, Jaden	04:02	37-40	V 3	
ASSIST by Beasley, Kaleb	04:02			
	03:49			MISSED JUMPER by Pepper, Michael
	03:49			REBOUND (OFF) by Strother, Ashton
FOUL by Walton, Willie (P2T3)	03:46			MISSED FT SHOT by Strother, Ashton
	03:46			REBOUND (OFF) by (DEADBALL)
	03:46	37-41	V 4	GOOD! FT SHOT by Strother, Ashton
	03:46			SUB IN : Ausley, Nehemiah
	03:46			SUB OUT: Owens, Zion
MISSED LAYUP by Lyles, Jaden	03:34			
REBOUND (OFF) by Lyles, Jaden	03:34			
TURNOVR by Brown, Henry	03:25			
	02:55			MISSED LAYUP by Pepper, Michael
	02:55			REBOUND (OFF) by Strother, Ashton
	02:52	37-43	V 6	GOOD! LAYUP by Strother, Ashton [PNT]
MISSED 3 PTR by Lyles, Jaden	02:40			
REBOUND (OFF) by Lyles, Jaden	02:40			
MISSED 3 PTR by Walton, Willie	02:33			REBOUND (DEF) by Ausley, Nehemiah
	02:06	37-45	V 8	GOOD! LAYUP by Jackson, Chandler [PNT]
	02:06			ASSIST by Pratt, Hunter
GOOD! LAYUP by Sweeney, Brandon [PNT]	01:50	39-45	V 6	
ASSIST by Brown, Henry	01:50			
TIMEOUT 30sec	01:49			
SUB IN : Sherrill, Maureice	01:49			
SUB IN : Sidney, Myles	01:49			
SUB OUT: Lyles, Jaden	01:49			
SUB OUT: Sweeney, Brandon	01:49			
	01:36			MISSED LAYUP by Strother, Ashton
	01:36			REBOUND (OFF) by Pepper, Michael
	01:34			TURNOVR by Pepper, Michael
SUB IN : Sweeney, Brandon	01:34			
SUB OUT: Walton, Willie	01:34			
MISSED JUMPER by Sidney, Myles	01:06			REBOUND (DEF) by Strother, Ashton
	00:37			TURNOVR by Ausley, Nehemiah
GOOD! JUMPER by Beasley, Kaleb [PNT]	00:27	41-45	V 4	
	00:02			TURNOVR by Pepper, Michael
STEAL by Sidney, Myles	00:01			

Christian Brothers vs Lipscomb Academy
03/03/22 3:30 p.m. at Cookeville, Tenn. (Hooper Eblen Center)
3rd PERIOD Play-by-Play (Page 2)

HOME TEAM: Lipscomb Academy	Time	Score	Margin	VISITORS: Christian Brothers

Christian Brothers 45, Lipscomb Academy 41

3rd period-only	In Paint	Off T/O	2nd Chance	Fast Break	Bench	
Christian Brothers	4	2	5	0	3	Score tied - 0 times.
Lipscomb Academy	6	2	2	2	0	Lead changed - 0 times.

Christian Brothers vs Lipscomb Academy
03/03/22 3:30 p.m. at Cookeville, Tenn. (Hooper Eblen Center)
4th PERIOD Play-by-Play (Page 1)

HOME TEAM: Lipscomb Academy	Time	Score	Margin	VISITORS: Christian Brothers
SUB IN : Sidney, Myles	08:00			SUB IN : Strother, Ashton
SUB IN : Sherrill, Maureice	08:00			SUB OUT: Ausley, Nehemiah
SUB OUT: Beasley, Kaleb	08:00			
SUB OUT: Walton, Willie	08:00			
	07:48			MISSED JUMPER by Owens, Zion
REBOUND (DEF) by Sidney, Myles	07:43			
MISSED LAYUP by Lyles, Jaden	07:28			REBOUND (DEF) by Owens, Zion
	07:25			TURNOVR by Owens, Zion
GOOD! 3 PTR by Sidney, Myles	07:15	44-45	V 1	
ASSIST by Brown, Henry	07:15			
	07:01	44-48	V 4	GOOD! 3 PTR by Pepper, Michael
	07:01			ASSIST by Owens, Zion
FOUL by Sherrill, Maureice (P1T4)	06:52			
TURNOVR by Sherrill, Maureice	06:52			
	06:52			TIMEOUT 30sec
	06:39			TURNOVR by Pratt, Hunter
SUB IN : Beasley, Kaleb	06:39			
SUB IN : Walton, Willie	06:39			
SUB OUT: Brown, Henry	06:39			
SUB OUT: Sweeney, Brandon	06:39			
MISSED LAYUP by Sidney, Myles	06:15			
REBOUND (OFF) by Walton, Willie	06:15			
GOOD! TIP-IN by Walton, Willie [PNT]	06:14	46-48	V 2	
FOUL by Lyles, Jaden (P3T5)	06:02			
SUB IN : Brown, Henry	06:02			
SUB OUT: Sidney, Myles	06:02			
	05:34			TURNOVR by Pepper, Michael
MISSED 3 PTR by Walton, Willie	05:23			REBOUND (DEF) by (TEAM)
	05:06			MISSED 3 PTR by Pepper, Michael
	05:06			REBOUND (OFF) by Strother, Ashton
	05:00	46-50	V 4	GOOD! LAYUP by Strother, Ashton [PNT]
FOUL by Brown, Henry (P3T6)	05:00			MISSED FT SHOT by Strother, Ashton
REBOUND (DEF) by Lyles, Jaden	05:00			
	04:45			FOUL by Pratt, Hunter (P2T2)
MISSED LAYUP by Brown, Henry	04:40			REBOUND (DEF) by Strother, Ashton
REBOUND (DEF) by Brown, Henry	04:33			MISSED JUMPER by Jackson, Chandler
	04:23			FOUL by Jackson, Chandler (P1T3)
	04:21			FOUL by Pepper, Michael (P2T4)
GOOD! FT SHOT by Beasley, Kaleb	04:11	47-50	V 3	FOUL by Jackson, Chandler (P2T5)
GOOD! FT SHOT by Beasley, Kaleb	04:11	48-50	V 2	
FOUL by Brown, Henry (P4T7)	03:32			MISSED FT SHOT by Pratt, Hunter
REBOUND (DEF) by Beasley, Kaleb	03:32			
MISSED 3 PTR by Lyles, Jaden	03:06			REBOUND (DEF) by Jackson, Chandler
	02:52			TIMEOUT TEAM
	02:17	48-52	V 4	GOOD! LAYUP by Pepper, Michael [PNT]
	02:17			ASSIST by Strother, Ashton
MISSED JUMPER by Beasley, Kaleb	02:00			REBOUND (DEF) by Owens, Zion
	01:41	48-54	V 6	GOOD! LAYUP by Pepper, Michael [PNT]
	01:41			ASSIST by Pratt, Hunter
GOOD! LAYUP by Beasley, Kaleb [PNT]	01:24	50-54	V 4	
TIMEOUT TEAM	01:22			
SUB IN : Sweeney, Brandon	01:22			
SUB OUT: Sherrill, Maureice	01:22			
FOUL by Beasley, Kaleb (P4T8)	00:48			MISSED FT SHOT by Jackson, Chandler
REBOUND (DEF) by Brown, Henry	00:48			
MISSED LAYUP by Beasley, Kaleb	00:42			REBOUND (DEF) by (TEAM)
	00:40			SUB IN : Saatkamp, Jackson
	00:40			SUB IN : Pender, Jack
	00:40			SUB OUT: Strother, Ashton
	00:40			SUB OUT: Owens, Zion
FOUL by Brown, Henry (P5T9)	00:33			

Christian Brothers vs Lipscomb Academy
03/03/22 3:30 p.m. at Cookeville, Tenn. (Hooper Eblen Center)
4th PERIOD Play-by-Play (Page 2)

HOME TEAM: Lipscomb Academy	Time	Score	Margin	VISITORS: Christian Brothers
REBOUND (DEF) by Beasley, Kaleb	00:33			MISSED FT SHOT by Pepper, Michael
SUB IN : Sidney, Myles	00:33			SUB IN : Strother, Ashton
SUB OUT: Brown, Henry	00:33			SUB IN : Owens, Zion
	00:33			SUB OUT: Saatkamp, Jackson
	00:33			SUB OUT: Pender, Jack
GOOD! JUMPER by Walton, Willie [PNT]	00:26	52-54	V 2	
TIMEOUT TEAM	00:25			
SUB IN : Brown, Henry	00:25			SUB IN : Saatkamp, Jackson
SUB OUT: Sweeney, Brandon	00:25			SUB IN : Pender, Jack
	00:25			SUB OUT: Pepper, Michael
	00:25			SUB OUT: Owens, Zion
FOUL by Lyles, Jaden (P4T10)	00:12	52-55	V 3	GOOD! FT SHOT by Jackson, Chandler
	00:12			TIMEOUT 30sec
	00:12	52-56	V 4	GOOD! FT SHOT by Jackson, Chandler
SUB IN : Sweeney, Brandon	00:12			SUB IN : Pepper, Michael
SUB IN : Sherrill, Maureice	00:12			SUB IN : Owens, Zion
SUB OUT: Brown, Henry	00:12			SUB OUT: Saatkamp, Jackson
	00:12			SUB OUT: Pender, Jack
MISSED JUMPER by Beasley, Kaleb	00:05			REBOUND (DEF) by Jackson, Chandler
FOUL by Walton, Willie (P3T11)	00:04	52-57	V 5	GOOD! FT SHOT by Jackson, Chandler
	00:04	52-58	V 6	GOOD! FT SHOT by Jackson, Chandler
MISSED 3 PTR by Walton, Willie	00:01			REBOUND (DEF) by (DEADBALL)

Christian Brothers 58, Lipscomb Academy 52

4th period-only	In Paint	Off T/O	2nd Chance	Fast Break	Bench	
Christian Brothers	6	0	2	0	2	Score tied - 0 times.
Lipscomb Academy	6	5	2	0	3	Lead changed - 0 times.

Official Basketball Box Score -- 1st Period-Only
Christian Brothers vs Lipscomb Academy
03/03/22 3:30 p.m. at Cookeville, Tenn. (Hooper Eblen Center)

Christian Brothers 19 • 27-0

			Total	3-Ptr		Rebounds									
##	Player		FG-FGA	FG-FGA	FT-FTA	Off	Def	Tot	PF	TP	A	TO	Blk	Stl	Min
01	Jackson, Chandler	*	2-4	0-0	0-2	0	3	3	0	4	1	0	0	0	8
10	Ausley, Nehemiah	*	0-1	0-0	0-0	0	0	0	0	0	0	0	0	0	6
12	Owens, Zion	*	0-1	0-1	2-2	0	0	0	1	2	0	0	0	0	8
32	Pratt, Hunter	*	3-4	1-1	0-0	1	0	1	1	7	0	0	0	0	7
35	Pepper, Michael	*	2-3	0-1	0-0	0	3	3	0	4	0	0	0	0	7
02	Pender, Jack		0-0	0-0	0-0	0	0	0	0	0	0	0	0	0	0+
03	Strother, Ashton		0-1	0-0	2-2	2	0	2	0	2	0	0	0	0	2
	Team					0	1	1							
	Totals		7-14	1-3	4-6	3	7	10	2	19	1	0	0	0	-

FG %: 7-14 50.0%
3FG %: 1-3 33.3%
FT %: 4-6 66.7%

Deadball Rebounds
1,1

Lipscomb Academy 16 • 19-13

			Total	3-Ptr		Rebounds									
##	Player		FG-FGA	FG-FGA	FT-FTA	Off	Def	Tot	PF	TP	A	TO	Blk	Stl	Min
01	Beasley, Kaleb	*	2-3	1-2	0-0	0	2	2	0	5	2	2	0	0	8
11	Sweeney, Brandon	*	2-3	2-3	0-0	0	0	0	0	6	1	0	0	0	8
12	Walton, Willie	*	0-0	0-0	0-0	0	1	1	0	0	0	0	0	0	6
22	Brown, Henry	*	1-3	0-2	0-2	0	1	1	1	2	0	0	0	0	8
24	Lyles, Jaden	*	1-2	1-1	0-0	0	1	1	2	3	1	0	0	0	5
02	Sherrill, Maureice		0-0	0-0	0-0	0	0	0	0	0	0	0	0	0	2
15	Sidney, Myles		0-1	0-1	0-0	0	0	0	1	0	0	0	0	0	1
	Team					0	0	0							
	Totals		6-12	4-9	0-2	0	5	5	4	16	4	2	0	0	-

FG %: 6-12 50.0%
3FG %: 4-9 44.4%
FT %: 0-2 0.0%

Deadball Rebounds
1

Officials:
Technical fouls: Christian Brothers-None. Lipscomb Academy-None.
Attendance:
2022 TSSAA Division II Class AA Boys Basketball Tournament
Semifinals

Score by periods	1st	2nd	3rd	4th	Total
Christian Brothers	19	0	0	0	19
Lipscomb Academy	16	0	0	0	16

Points	In Paint	Off T/O	2nd Chance	Fast Break	Bench
CHRBRO	8	4	4	2	2
LIPS-B	4	0	0	2	0

Last FG - CHRBROS 1st-01:07, LIPS-B 1st-00:19.
Largest lead - CHRBROS by 5 1st-00:31, LIPS-B by 6 1st-05:59.
CHRBROS led for 25:46. LIPS-B led for 04:14. Game was tied for -6:00.

Score tied - 2 times.
Lead changed - 3 times.

Official Basketball Box Score -- 2nd Period-Only
Christian Brothers vs Lipscomb Academy
03/03/22 3:30 p.m. at Cookeville, Tenn. (Hooper Eblen Center)

Christian Brothers 18 • 27-0

			Total	3-Ptr		Rebounds									
##	Player		FG-FGA	FG-FGA	FT-FTA	Off	Def	Tot	PF	TP	A	TO	Blk	Stl	Min
01	Jackson, Chandler	*	3-7	0-1	0-0	1	1	2	0	6	2	1	0	0	8
10	Ausley, Nehemiah	*	0-0	0-0	0-0	0	0	0	2	0	0	0	0	0	3
12	Owens, Zion	*	2-2	0-0	1-2	0	0	0	0	5	0	0	0	2	4
32	Pratt, Hunter	*	2-3	1-1	0-0	0	0	0	0	5	0	0	1	0	8
35	Pepper, Michael	*	0-3	0-0	0-0	1	1	2	0	0	3	0	0	0	8
02	Pender, Jack		0-0	0-0	0-0	0	0	0	0	0	0	0	0	0	2
03	Strother, Ashton		1-1	0-0	0-1	3	2	5	1	2	0	0	1	0	5
	Team					0	0	0							
	Totals		8-16	1-2	1-3	5	4	9	3	18	5	1	2	2	-

FG %: 8-16 50.0%
3FG %: 1-2 50.0%
FT %: 1-3 33.3%

Deadball Rebounds
1

Lipscomb Academy 11 • 19-13

			Total	3-Ptr		Rebounds									
##	Player		FG-FGA	FG-FGA	FT-FTA	Off	Def	Tot	PF	TP	A	TO	Blk	Stl	Min
01	Beasley, Kaleb	*	2-2	0-0	0-0	0	0	0	2	4	1	3	1	1	8
11	Sweeney, Brandon	*	0-2	0-1	0-0	1	1	2	1	0	1	1	0	0	6
12	Walton, Willie	*	0-1	0-1	0-0	1	0	1	0	0	1	0	0	0	8
22	Brown, Henry	*	2-2	0-0	0-0	0	2	2	1	4	0	0	0	0	8
24	Lyles, Jaden	*	1-1	1-1	0-0	0	1	1	0	3	0	1	0	0	4
02	Sherrill, Maureice		0-2	0-0	0-0	0	0	0	0	0	0	0	0	0	3
15	Sidney, Myles		0-1	0-0	0-0	0	0	0	1	0	0	0	0	0	1
	Team					0	0	0							
	Totals		5-11	1-3	0-0	2	4	6	5	11	3	5	1	1	-

FG %: 5-11 45.5%
3FG %: 1-3 33.3%
FT %: 0-0 0.0%

Deadball Rebounds
0

Officials:
Technical fouls: Christian Brothers-None. Lipscomb Academy-None.
Attendance:
2022 TSSAA Division II Class AA Boys Basketball Tournament
Semifinals

Score by periods	1st	2nd	3rd	4th	Total
Christian Brothers	0	18	0	0	18
Lipscomb Academy	0	11	0	0	11

Points	In Paint	Off T/O	2nd Chance	Fast Break	Bench
CHRBRO	12	7	6	2	2
LIPS-B	8	2	2	2	0

Last FG - CHRBROS 2nd-00:05, LIPS-B 2nd-01:09.
Largest lead - CHRBROS by 10 2nd-00:05, LIPS-B by 6 1st-05:59.
CHRBROS led for 16:00. LIPS-B led for 00:00. Game was tied for 00:00.

Score tied - 0 times.
Lead changed - 0 times.

Official Basketball Box Score -- 3rd Period-Only
Christian Brothers vs Lipscomb Academy
03/03/22 3:30 p.m. at Cookeville, Tenn. (Hooper Eblen Center)

Christian Brothers 8 • 27-0

			Total	3-Ptr		Rebounds									
##	Player		FG-FGA	FG-FGA	FT-FTA	Off	Def	Tot	PF	TP	A	TO	Blk	Stl	Min
01	Jackson, Chandler	*	2-2	0-0	0-0	0	1	1	0	4	0	0	1	0	8
10	Ausley, Nehemiah	*	0-0	0-0	0-0	0	1	1	0	0	0	1	0	0	3
12	Owens, Zion	*	0-1	0-1	0-0	0	0	0	0	0	0	0	0	0	4
32	Pratt, Hunter	*	0-2	0-0	1-2	0	0	0	0	1	1	0	0	0	8
35	Pepper, Michael	*	0-3	0-1	0-0	1	0	1	1	0	0	2	0	0	8
03	Strother, Ashton		1-2	0-0	1-2	2	1	3	0	3	0	0	0	0	8
	Team					1	0	1							
	Totals		3-10	0-2	2-4	4	3	7	1	8	1	3	1	0	-

FG %: 3-10 30.0%
3FG %: 0-2 0.0%
FT %: 2-4 50.0%

Deadball Rebounds
1

Lipscomb Academy 14 • 19-13

			Total	3-Ptr		Rebounds									
##	Player		FG-FGA	FG-FGA	FT-FTA	Off	Def	Tot	PF	TP	A	TO	Blk	Stl	Min
01	Beasley, Kaleb	*	2-2	0-0	0-0	0	1	1	1	4	1	0	0	0	8
11	Sweeney, Brandon	*	2-4	1-2	0-0	0	0	0	0	5	0	0	0	0	7
12	Walton, Willie	*	0-1	0-1	0-0	0	1	1	2	0	0	0	1	0	6
22	Brown, Henry	*	0-0	0-0	0-0	1	2	3	0	0	2	2	0	0	8
24	Lyles, Jaden	*	2-4	1-2	0-0	2	0	2	0	5	0	0	0	0	6
02	Sherrill, Maureice		0-0	0-0	0-0	0	0	0	0	0	0	0	0	0	1
15	Sidney, Myles		0-1	0-0	0-0	0	0	0	0	0	0	0	0	1	1
	Team					0	0	0							
	Totals		6-12	2-5	0-0	3	4	7	3	14	3	2	1	1	-

FG %: 6-12 50.0%
3FG %: 2-5 40.0%
FT %: 0-0 0.0%

Deadball Rebounds
0

Officials:
Technical fouls: Christian Brothers-None. Lipscomb Academy-None.
Attendance:
2022 TSSAA Division II Class AA Boys Basketball Tournament
Semifinals

Score by periods	1st	2nd	3rd	4th	Total
Christian Brothers	0	0	8	0	8
Lipscomb Academy	0	0	14	0	14

Points	In Paint	Off T/O	2nd Chance	Fast Break	Bench
CHRBRO	4	2	5	0	3
LIPS-B	6	2	2	2	0

Last FG - CHRBROS 3rd-02:06, LIPS-B 3rd-00:27.
Largest lead - CHRBROS by 10 2nd-00:05, LIPS-B by 6 1st-05:59.
CHRBROS led for 07:59. LIPS-B led for 00:00. Game was tied for 00:00.

Score tied - 0 times.
Lead changed - 0 times.

Official Basketball Box Score -- 4th Period-Only
Christian Brothers vs Lipscomb Academy
03/03/22 3:30 p.m. at Cookeville, Tenn. (Hooper Eblen Center)

Christian Brothers 13 • 27-0

			Total	3-Ptr		Rebounds									
##	Player		FG-FGA	FG-FGA	FT-FTA	Off	Def	Tot	PF	TP	A	TO	Blk	Stl	Min
01	Jackson, Chandler	*	0-1	0-0	4-5	0	2	2	2	4	0	0	0	0	8
12	Owens, Zion	*	0-1	0-0	0-0	0	2	2	0	0	1	1	0	0	7
32	Pratt, Hunter	*	0-0	0-0	0-1	0	0	0	1	0	1	1	0	0	8
35	Pepper, Michael	*	3-4	1-2	0-1	0	0	0	1	7	0	1	0	0	7
02	Pender, Jack		0-0	0-0	0-0	0	0	0	0	0	0	0	0	0	0+
03	Strother, Ashton		1-1	0-0	0-1	1	1	2	0	2	1	0	0	0	7
21	Saatkamp, Jackson		0-0	0-0	0-0	0	0	0	0	0	0	0	0	0	0+
	Team					0	3	3							
	Totals		4-7	1-2	4-8	1	8	9	4	13	3	3	0	0	-

FG %: 4-7 57.1%
3FG %: 1-2 50.0%
FT %: 4-8 50.0%

Deadball Rebounds
0,1

Lipscomb Academy 11 • 19-13

			Total	3-Ptr		Rebounds									
##	Player		FG-FGA	FG-FGA	FT-FTA	Off	Def	Tot	PF	TP	A	TO	Blk	Stl	Min
01	Beasley, Kaleb	*	1-4	0-0	2-2	0	2	2	1	4	0	0	0	0	6
11	Sweeney, Brandon	*	0-0	0-0	0-0	0	0	0	0	0	0	0	0	0	2
12	Walton, Willie	*	2-4	0-2	0-0	1	0	1	1	4	0	0	0	0	6
22	Brown, Henry	*	0-1	0-0	0-0	0	2	2	3	0	1	0	0	0	7
24	Lyles, Jaden	*	0-2	0-1	0-0	0	1	1	2	0	0	0	0	0	8
02	Sherrill, Maureice		0-0	0-0	0-0	0	0	0	1	0	0	1	0	0	6
15	Sidney, Myles		1-2	1-1	0-0	0	1	1	0	3	0	0	0	0	2
	Team					0	0	0							
	Totals		4-13	1-4	2-2	1	6	7	8	11	1	1	0	0	-

FG %: 4-13 30.8%
3FG %: 1-4 25.0%
FT %: 2-2 100.0

Deadball Rebounds
0

Officials:
Technical fouls: Christian Brothers-None. Lipscomb Academy-None.
Attendance:
2022 TSSAA Division II Class AA Boys Basketball Tournament
Semifinals

Score by periods	1st	2nd	3rd	4th	Total
Christian Brothers	0	0	0	13	13
Lipscomb Academy	0	0	0	11	11

Points	In Paint	Off T/O	2nd Chance	Fast Break	Bench
CHRBRO	6	0	2	0	2
LIPS-B	6	5	2	0	3

Last FG - CHRBROS 4th-01:41, LIPS-B 4th-00:26.
Largest lead - CHRBROS by 10 2nd-00:05, LIPS-B by 6 1st-05:59.
CHRBROS led for 00:00. LIPS-B led for 00:00. Game was tied for 00:00.

Score tied - 0 times.
Lead changed - 0 times.

Play Analysis [Final]
Christian Brothers vs Lipscomb Academy
03/03/22 3:30 p.m. at Cookeville, Tenn. (Hooper Eblen Center)

POINTS OFF TURNOVERS	1	2	3	4	Total
Christian Brothers	4	7	2	0	13
Lipscomb Academy	0	2	2	5	9

POINTS IN PAINT	1	2	3	4	Total
Christian Brothers	8	12	4	6	30
Lipscomb Academy	4	8	6	6	24

2ND CHANCE POINTS	1	2	3	4	Total
Christian Brothers	4	6	5	2	17
Lipscomb Academy	0	2	2	2	6

FAST BREAK POINTS	1	2	3	4	Total
Christian Brothers	2	2	0	0	4
Lipscomb Academy	2	2	2	0	6

BENCH POINTS	1	2	3	4	Total
Christian Brothers	2	2	3	2	9
Lipscomb Academy	0	0	0	3	3

SCORE TIED BY	1	2	3	4	Total
Christian Brothers	2	0	0	0	2
Lipscomb Academy	0	0	0	0	0

LEAD GAINED BY	1	2	3	4	Total
Christian Brothers	2	0	0	0	2
Lipscomb Academy	1	0	0	0	1

2009 Class AA State Boys' Basketball Tournament

March 18 - March 21, 2009 · Murphy Center - MTSU - Murfreesboro, TN

Game 1
Wed. Mar. 18 5:00 PM

Bolivar Central (26-3)	75
Livingston Academy (32-2)	55

Game 2
Wed. Mar. 18 6:45 PM

Knoxville Fulton (27-6)	59
Sheffield (19-14)	46

Game 3
Thu. Mar. 19 10:00 AM

Booker T. Washington (27-2)	76
Knoxville Carter (21-11)	68

Game 4
Thu. Mar. 19 11:45 AM

Brainerd (29-6)	70
David Lipscomb (26-6)	60

Game 5
Fri. Mar. 20 1:30 PM

Bolivar Central	46
Knoxville Fulton	48

Game 6
Fri. Mar. 20 3:15 PM

Booker T. Washington	61
Brainerd	36

Game 7
Sat. Mar. 21 4:00 PM

Knoxville Fulton	56
Booker T. Washington	55

Knoxville Fulton
STATE CHAMPION

Official Basketball Box Score
Brainerd vs David Lipscomb
3/19/09 11:45 AM at Murfreesboro, TN (Murphy Center)

VISITORS: Brainerd 30-6

##	Player Name		TOT-FG FG-FGA	3-PT FG-FGA	FT-FTA	REBOUNDS OF	DE	TOT	PF	TP	A	TO	BLK	S	MIN
10	Bennett, Dammius....	*	2-3	0-1	7-10	2	1	3	1	11	1	5	0	1	15
32	Jones, Fred.....	*	3-6	0-1	0-1	1	2	3	1	6	0	4	0	1	24
34	Williams, Jermaine..	*	1-2	0-0	2-2	2	4	6	3	4	6	2	0	2	32
40	Sturdivant, Fred....	*	10-12	0-0	6-6	3	13	16	2	26	4	2	5	1	32
42	Porter, Dajon.....	*	0-1	0-0	0-0	0	0	0	2	0	0	0	0	0	3
03	Broome, Anthony.....		7-13	1-3	2-5	0	3	3	4	17	2	5	0	1	27
05	Hughley, Steven.....		0-1	0-0	0-0	1	0	1	0	0	0	1	0	0	4
30	Davis, Spenser.....		3-5	0-1	0-1	1	6	7	2	6	2	5	1	1	23
	TEAM.....					1	2	3							
	Totals.....		26-43	1-6	17-25	11	31	42	15	70	15	24	6	7	160

TOTAL FG% 1st Half: 13-18 72.2% 2nd Half: 13-25 52.0% Game: 60.5% DEADB
3-Pt. FG% 1st Half: 0-3 0.0% 2nd Half: 1-3 33.3% Game: 16.7% REBS
F Throw % 1st Half: 5-9 55.6% 2nd Half: 12-16 75.0% Game: 68.0% 3

HOME TEAM: David Lipscomb 26-7

##	Player Name		TOT-FG FG-FGA	3-PT FG-FGA	FT-FTA	REBOUNDS OF	DE	TOT	PF	TP	A	TO	BLK	S	MIN
03	Sanderson, Carter...	*	7-17	4-11	0-0	3	3	6	2	18	2	2	0	1	24
11	Simpson, Caleb.....	*	4-16	1-8	7-13	0	1	1	1	16	2	6	0	2	30
21	Bell, Blake.....	*	4-9	2-4	1-2	2	1	3	5	11	5	4	0	3	30
22	Hunt, Trevor.....	*	3-7	0-0	0-0	2	1	3	2	6	0	0	0	0	14
24	Webb, Evan.....	*	2-6	0-2	2-3	0	4	4	4	6	0	0	0	1	27
02	Dickerson, Andrew...		0-2	0-0	0-0	1	0	1	3	0	1	1	0	0	9
10	Mullins, Carter.....		0-0	0-0	0-0	0	0	0	0	0	0	0	0	0	3
23	Powell, Matthew.....		1-3	1-1	0-0	1	0	1	3	3	1	1	0	2	15
33	Hudson, Dallon.....		0-0	0-0	0-0	0	0	0	1	0	0	0	0	0	8
	TEAM.....					2	1	3							
	Totals.....		21-60	8-26	10-18	11	11	22	21	60	11	14	0	9	160

TOTAL FG% 1st Half: 5-22 22.7% 2nd Half: 16-38 42.1% Game: 35.0% DEADB
3-Pt. FG% 1st Half: 3-12 25.0% 2nd Half: 5-14 35.7% Game: 30.8% REBS
F Throw % 1st Half: 3-6 50.0% 2nd Half: 7-12 58.3% Game: 55.6% 5

Officials: Eddie Golden, Kyle Barnes, Blake Harris
Technical fouls: Brainerd-None. David Lipscomb-None.
Attendance:

Score by Periods	1st	2nd	3rd	4th		Total
Brainerd.....	17	14	13	26	-	70
David Lipscomb.....	8	8	18	26	-	60

Play-by-Play
Brainerd vs David Lipscomb
3/19/09 11:45 AM at Murfreesboro, TN (Murphy Center)

1st PERIOD Play-by-Play (Page 1)

HOME TEAM: David Lipscomb	TIME	SCORE	MAR	VISITORS: Brainerd
REBOUND (DEF) by Sanderson, Carter	07:55			MISSED JUMPER by Porter, Dajon
MISSED 3 PTR by Simpson, Caleb	07:28			
REBOUND (OFF) by Sanderson, Carter	07:28			
	07:11			FOUL by Porter, Dajon (P1T1)
MISSED JUMPER by Simpson, Caleb	07:04			REBOUND (DEF) by Sturdivant, Fred
REBOUND (DEF) by Simpson, Caleb	06:54			MISSED 3 PTR by Bennett, Dammius
TURNOVR by Simpson, Caleb	06:42			
	06:41			STEAL by Bennett, Dammius
	06:36			TURNOVR by Bennett, Dammius
MISSED 3 PTR by Bell, Blake	06:15			
REBOUND (OFF) by (TEAM)	06:15			
MISSED 3 PTR by Simpson, Caleb	06:07			REBOUND (DEF) by Sturdivant, Fred
	06:01			TURNOVR by Jones, Fred
MISSED 3 PTR by Sanderson, Carter	05:42			REBOUND (DEF) by Sturdivant, Fred
	05:36			TURNOVR by Sturdivant, Fred
TURNOVR by Simpson, Caleb	05:20			
	05:19			STEAL by Sturdivant, Fred
FOUL by Sanderson, Carter (P1T1)	05:11			
TIMEOUT 30sec	05:11			
	05:10	0-2	V 2	GOOD! JUMPER by Sturdivant, Fred
	05:10			ASSIST by Williams, Jermaine
FOUL by Hunt, Trevor (P1T2)	05:10	0-3	V 3	GOOD! FT SHOT by Sturdivant, Fred
TURNOVR by Bell, Blake	04:58			
	04:44			TURNOVR by Jones, Fred
	04:35			FOUL by Porter, Dajon (P2T2)
	04:35			SUB IN : Broome, Anthony
	04:35			SUB OUT: Porter, Dajon
MISSED JUMPER by Bell, Blake	04:32			REBOUND (DEF) by Jones, Fred
	04:22	0-5	V 5	GOOD! JUMPER by Broome, Anthony
	04:22			ASSIST by Sturdivant, Fred
GOOD! LAYUP by Sanderson, Carter [PNT]	04:07	2-5	V 3	
	04:04			TURNOVR by Williams, Jermaine
MISSED LAYUP by Hunt, Trevor	03:59			BLOCK by Sturdivant, Fred
	03:57			REBOUND (DEF) by Williams, Jermaine
	03:31	2-7	V 5	GOOD! JUMPER by Sturdivant, Fred [PNT]
FOUL by Hunt, Trevor (P2T3)	03:31	2-8	V 6	GOOD! FT SHOT by Sturdivant, Fred
SUB IN : Dickerson, Andrew	03:31			
SUB OUT: Hunt, Trevor	03:31			
TURNOVR by Sanderson, Carter	03:17			
	03:16			STEAL by Broome, Anthony
	03:15			TURNOVR by Bennett, Dammius
GOOD! 3 PTR by Bell, Blake	03:08	5-8	V 3	
ASSIST by Sanderson, Carter	03:08			
	03:00	5-10	V 5	GOOD! JUMPER by Broome, Anthony
SUB IN : Powell, Matthew	02:45			
SUB OUT: Sanderson, Carter	02:45			
MISSED FT SHOT by Webb, Evan	02:40			FOUL by Williams, Jermaine (P1T3)
REBOUND (OFF) by (DEADBALL)	02:40			
GOOD! FT SHOT by Webb, Evan	02:40	6-10	V 4	
	02:26	6-12	V 6	GOOD! LAYUP by Jones, Fred [PNT]
	02:26			ASSIST by Sturdivant, Fred
MISSED JUMPER by Dickerson, Andrew	02:06			REBOUND (DEF) by Sturdivant, Fred
	01:49			TURNOVR by Bennett, Dammius
SUB IN : Sanderson, Carter	01:49			
SUB IN : Hudson, Dallon	01:49			
SUB OUT: Powell, Matthew	01:49			
SUB OUT: Dickerson, Andrew	01:49			
MISSED 3 PTR by Sanderson, Carter	01:30			REBOUND (DEF) by Sturdivant, Fred
	01:08	6-14	V 8	GOOD! LAYUP by Sturdivant, Fred [PNT]
	01:08			ASSIST by Bennett, Dammius
	00:51			FOUL by Bennett, Dammius (P1T4)
SUB IN : Hunt, Trevor	00:51			SUB IN : Davis, Spenser
SUB OUT: Webb, Evan	00:51			SUB OUT: Bennett, Dammius
MISSED 3 PTR by Simpson, Caleb	00:49			REBOUND (DEF) by (TEAM)
FOUL by Hudson, Dallon (P1T4)	00:29			MISSED FT SHOT by Broome, Anthony
	00:29			REBOUND (OFF) by (DEADBALL)
	00:29	6-15	V 9	GOOD! FT SHOT by Broome, Anthony
SUB IN : Webb, Evan	00:29			
SUB OUT: Hudson, Dallon	00:29			

TURNOVR by Simpson, Caleb	00:13			
	00:11			STEAL by Williams, Jermaine
	00:07	6-17	V 11	GOOD! LAYUP by Broome, Anthony [PNT]
GOOD! FT SHOT by Simpson, Caleb	00:00	7-17	V 10	FOUL by Broome, Anthony (P1T5)
MISSED FT SHOT by Simpson, Caleb	00:00			
REBOUND (OFF) by (DEADBALL)	00:00			
GOOD! FT SHOT by Simpson, Caleb	00:00	8-17	V 9	

Brainerd 17, David Lipscomb 8

2nd PERIOD Play-by-Play (Page 1)

HOME TEAM: David Lipscomb	TIME	SCORE	MAR	VISITORS: Brainerd
	08:00			SUB IN : Davis, Spenser
	08:00			SUB IN : Broome, Anthony
	08:00			SUB OUT: Porter, Dajon
	08:00			SUB OUT: Bennett, Dammius
SUB IN : Dickerson, Andrew	07:56			
SUB OUT: Simpson, Caleb	07:56			
MISSED 3 PTR by Sanderson, Carter	07:45			
REBOUND (OFF) by Hunt, Trevor	07:45			
MISSED JUMPER by Hunt, Trevor	07:41			BLOCK by Sturdivant, Fred
	07:39			REBOUND (DEF) by Davis, Spenser
	07:20	8-19	V 11	GOOD! JUMPER by Davis, Spenser [PNT]
	07:20			ASSIST by Williams, Jermaine
TURNOVR by Dickerson, Andrew	06:59			
SUB IN : Powell, Matthew	06:59			
SUB IN : Simpson, Caleb	06:59			
SUB OUT: Sanderson, Carter	06:59			
SUB OUT: Dickerson, Andrew	06:59			
	06:44			TURNOVR by Jones, Fred
STEAL by Powell, Matthew	06:43			
MISSED LAYUP by Simpson, Caleb	06:36			REBOUND (DEF) by (TEAM)
	06:14	8-21	V 13	GOOD! LAYUP by Davis, Spenser [PNT]
	06:14			ASSIST by Sturdivant, Fred
TURNOVR by Simpson, Caleb	05:54			
	05:53			STEAL by Williams, Jermaine
FOUL by Simpson, Caleb (P1T5)	05:51			MISSED FT SHOT by Broome, Anthony
	05:51			REBOUND (OFF) by (DEADBALL)
	05:51	8-22	V 14	GOOD! FT SHOT by Broome, Anthony
SUB IN : Dickerson, Andrew	05:51			
SUB OUT: Hunt, Trevor	05:51			
GOOD! 3 PTR by Bell, Blake	05:28	11-22	V 11	
ASSIST by Simpson, Caleb	05:28			
	05:15			MISSED JUMPER by Broome, Anthony
	05:15			REBOUND (OFF) by Sturdivant, Fred
	05:10			MISSED 3 PTR by Broome, Anthony
	05:10			REBOUND (OFF) by Williams, Jermaine
	05:04	11-24	V 13	GOOD! JUMPER by Davis, Spenser
GOOD! 3 PTR by Powell, Matthew	04:44	14-24	V 10	
ASSIST by Bell, Blake	04:44			
FOUL by Dickerson, Andrew (P1T6)	04:21			
REBOUND (DEF) by Webb, Evan	04:19			MISSED 3 PTR by Davis, Spenser
TURNOVR by Simpson, Caleb	04:04			
	04:03			STEAL by Davis, Spenser
FOUL by Webb, Evan (P1T7)	03:54			MISSED FT SHOT by Jones, Fred
REBOUND (DEF) by Webb, Evan	03:54			
SUB IN : Sanderson, Carter	03:54			
SUB OUT: Simpson, Caleb	03:54			
TURNOVR by Sanderson, Carter	03:40			
	03:22			FOUL by Davis, Spenser (P1T6)
	03:22			TURNOVR by Davis, Spenser
SUB IN : Hudson, Dallon	03:22			
SUB OUT: Bell, Blake	03:22			
MISSED 3 PTR by Sanderson, Carter	03:03			BLOCK by Davis, Spenser
REBOUND (OFF) by (TEAM)	03:01			
SUB IN : Simpson, Caleb	03:01			
SUB IN : Bell, Blake	03:01			
SUB OUT: Dickerson, Andrew	03:01			
SUB OUT: Sanderson, Carter	03:01			
MISSED FT SHOT by Simpson, Caleb	02:50			FOUL by Broome, Anthony (P2T7)
	02:50			REBOUND (DEF) by Sturdivant, Fred
	02:35	14-26	V 12	GOOD! LAYUP by Sturdivant, Fred [PNT]
	02:35			ASSIST by Williams, Jermaine
GOOD! JUMPER by Simpson, Caleb	02:19	16-26	V 10	
	02:08			TURNOVR by Broome, Anthony

	02:08			SUB IN : Bennett, Dammius
	02:08			SUB OUT: Broome, Anthony
MISSED JUMPER by Simpson, Caleb	01:46			REBOUND (DEF) by Bennett, Dammius
	01:38	16-28	V 12	GOOD! LAYUP by Bennett, Dammius [PNT]
MISSED JUMPER by Webb, Evan	01:19			REBOUND (DEF) by Jones, Fred
FOUL by Bell, Blake (P1T8)	01:17	16-29	V 13	GOOD! FT SHOT by Bennett, Dammius
	01:17			MISSED FT SHOT by Bennett, Dammius
	01:17			REBOUND (OFF) by Bennett, Dammius
SUB IN : Hunt, Trevor	01:17			
SUB IN : Sanderson, Carter	01:17			
SUB OUT: Simpson, Caleb	01:17			
SUB OUT: Webb, Evan	01:17			
	01:15			TURNOVR by Bennett, Dammius
TURNOVR by Bell, Blake	00:52			
SUB IN : Simpson, Caleb	00:52			
SUB OUT: Sanderson, Carter	00:52			
	00:10	16-31	V 15	GOOD! JUMPER by Bennett, Dammius
MISSED 3 PTR by Simpson, Caleb	00:00			REBOUND (DEF) by Sturdivant, Fred

Brainerd 31, David Lipscomb 16

3rd PERIOD Play-by-Play (Page 1)

HOME TEAM: David Lipscomb	TIME	SCORE	MAR	VISITORS: Brainerd
	07:46			SUB IN : Davis, Spenser
	07:46			SUB OUT: Porter, Dajon
MISSED JUMPER by Hunt, Trevor	07:43			BLOCK by Sturdivant, Fred
	07:42			REBOUND (DEF) by Broome, Anthony
	07:39			MISSED LAYUP by Jones, Fred
	07:39			REBOUND (OFF) by Sturdivant, Fred
	07:35	16-33	V 17	GOOD! TIP-IN by Sturdivant, Fred [PNT]
	07:30			SUB IN : Broome, Anthony
	07:30			SUB OUT: Bennett, Dammius
GOOD! 3 PTR by Sanderson, Carter	07:28	19-33	V 14	
ASSIST by Sanderson, Carter	07:28			
REBOUND (DEF) by Webb, Evan	07:00			MISSED 3 PTR by Broome, Anthony
MISSED LAYUP by Sanderson, Carter	06:50			
REBOUND (OFF) by Hunt, Trevor	06:50			
GOOD! JUMPER by Hunt, Trevor [PNT]	06:47	21-33	V 12	
	06:33			MISSED JUMPER by Davis, Spenser
	06:33			REBOUND (OFF) by Davis, Spenser
	06:28	21-35	V 14	GOOD! LAYUP by Williams, Jermaine [PNT]
	06:28			ASSIST by Davis, Spenser
MISSED LAYUP by Bell, Blake	06:12			REBOUND (DEF) by Williams, Jermaine
FOUL by Bell, Blake (P2T1)	06:11			
	05:58			MISSED JUMPER by Sturdivant, Fred
	05:58			REBOUND (OFF) by Williams, Jermaine
	05:53			MISSED JUMPER by Broome, Anthony
	05:53			REBOUND (OFF) by Jones, Fred
REBOUND (DEF) by Sanderson, Carter	05:50			MISSED JUMPER by Jones, Fred
MISSED LAYUP by Sanderson, Carter	05:36			REBOUND (DEF) by Sturdivant, Fred
REBOUND (DEF) by Bell, Blake	05:29			MISSED LAYUP by Williams, Jermaine
MISSED JUMPER by Hunt, Trevor	05:20			REBOUND (DEF) by Sturdivant, Fred
SUB IN : Hudson, Dallon	05:19			
SUB OUT: Hunt, Trevor	05:19			
	05:10			TIMEOUT 30sec
REBOUND (DEF) by (TEAM)	04:57			MISSED 3 PTR by Jones, Fred
MISSED JUMPER by Simpson, Caleb	04:46			
REBOUND (OFF) by Bell, Blake	04:46			
GOOD! JUMPER by Webb, Evan	04:39	23-35	V 12	
ASSIST by Bell, Blake	04:39			
	04:28			FOUL by Sturdivant, Fred (P1T1)
	04:28			TURNOVR by Sturdivant, Fred
GOOD! 3 PTR by Sanderson, Carter	04:09	26-35	V 9	
ASSIST by Bell, Blake	04:09			
STEAL by Sanderson, Carter	03:45			TURNOVR by Jones, Fred
GOOD! JUMPER by Sanderson, Carter	03:35	28-35	V 7	
ASSIST by Bell, Blake	03:35			
	03:27	28-37	V 9	GOOD! JUMPER by Broome, Anthony [PNT]
TURNOVR by Bell, Blake	03:15			
	03:13			STEAL by Jones, Fred
	03:10	28-39	V 11	GOOD! LAYUP by Jones, Fred [PNT]
	03:10			ASSIST by Davis, Spenser
GOOD! LAYUP by Webb, Evan [PNT]	02:54	30-39	V 9	
GOOD! FT SHOT by Webb, Evan	02:54	31-39	V 8	FOUL by Sturdivant, Fred (P2T2)
SUB IN : Dickerson, Andrew	02:54			

SUB OUT: Webb, Evan	02:54			
	02:44			FOUL by Davis, Spenser (P2T3)
	02:44			TURNOVR by Davis, Spenser
MISSED LAYUP by Sanderson, Carter	02:29			BLOCK by Sturdivant, Fred
	02:26			REBOUND (DEF) by Sturdivant, Fred
	02:16			TURNOVR by Broome, Anthony
STEAL by Simpson, Caleb	02:15			
MISSED 3 PTR by Sanderson, Carter	02:07			REBOUND (DEF) by Broome, Anthony
	01:58	31-41	V 10	GOOD! JUMPER by Broome, Anthony [PNT]
	01:58			ASSIST by Williams, Jermaine
MISSED JUMPER by Dickerson, Andrew	01:40			REBOUND (DEF) by Davis, Spenser
	01:34			TURNOVR by Davis, Spenser
SUB IN : Webb, Evan	01:34			SUB IN : Hughley, Steven
SUB IN : Powell, Matthew	01:34			SUB OUT: Davis, Spenser
SUB OUT: Dickerson, Andrew	01:34			
SUB OUT: Hudson, Dallon	01:34			
MISSED LAYUP by Powell, Matthew	01:15			
REBOUND (OFF) by Sanderson, Carter	01:15			
GOOD! 3 PTR by Sanderson, Carter	01:04	34-41	V 7	
ASSIST by Powell, Matthew	01:04			
REBOUND (DEF) by Sanderson, Carter	00:40			MISSED JUMPER by Hughley, Steven
MISSED 3 PTR by Sanderson, Carter	00:28			
REBOUND (OFF) by Powell, Matthew	00:28			
MISSED JUMPER by Powell, Matthew	00:26			REBOUND (DEF) by Williams, Jermaine
	00:01	34-44	V 10	GOOD! 3 PTR by Broome, Anthony
	00:01			ASSIST by Williams, Jermaine

Brainerd 44, David Lipscomb 34

4th PERIOD Play-by-Play (Page 1)

HOME TEAM: David Lipscomb	TIME	SCORE	MAR	VISITORS: Brainerd
SUB IN : Powell, Matthew	08:00			SUB IN : Hughley, Steven
SUB IN : Dickerson, Andrew	08:00			SUB IN : Broome, Anthony
SUB OUT: Hunt, Trevor	08:00			SUB OUT: Porter, Dajon
	08:00			SUB OUT: Bennett, Dammius
	07:57	34-46	V 12	GOOD! JUMPER by Jones, Fred [PNT]
	07:57			ASSIST by Broome, Anthony
GOOD! FT SHOT by Simpson, Caleb	07:42	35-46	V 11	FOUL by Williams, Jermaine (P2T4)
GOOD! FT SHOT by Simpson, Caleb	07:42	36-46	V 10	
SUB IN : Mullins, Carter	07:42			
SUB OUT: Dickerson, Andrew	07:42			
TURNOVR by Bell, Blake	07:37			
GOOD! FT SHOT by Bell, Blake	07:37	37-46	V 9	FOUL by Jones, Fred (P1T5)
MISSED FT SHOT by Bell, Blake	07:37			REBOUND (DEF) by Davis, Spenser
	07:37			SUB IN : Davis, Spenser
	07:37			SUB OUT: Jones, Fred
	07:23			MISSED JUMPER by Sturdivant, Fred
	07:23			REBOUND (OFF) by Hughley, Steven
STEAL by Webb, Evan	07:19			TURNOVR by Hughley, Steven
SUB OUT: Mullins, Carter	07:19			
MISSED FT SHOT by Simpson, Caleb	07:04			FOUL by Williams, Jermaine (P3T6)
REBOUND (OFF) by (DEADBALL)	07:04			
GOOD! FT SHOT by Simpson, Caleb	07:04	38-46	V 8	
SUB IN : Mullins, Carter	07:04			
SUB IN : Hunt, Trevor	07:04			
SUB OUT: Webb, Evan	07:04			
SUB OUT: Powell, Matthew	07:04			
	06:58	38-48	V 10	GOOD! JUMPER by Broome, Anthony
	06:43			ASSIST by Sturdivant, Fred
GOOD! FT SHOT by Simpson, Caleb	06:41	39-48	V 9	FOUL by Broome, Anthony (P3T7)
MISSED FT SHOT by Simpson, Caleb	06:41			REBOUND (DEF) by Sturdivant, Fred
	06:35			MISSED JUMPER by Broome, Anthony
	06:35			REBOUND (OFF) by Sturdivant, Fred
	06:32	39-50	V 11	GOOD! LAYUP by Sturdivant, Fred [PNT]
SUB IN : Powell, Matthew	06:22			
SUB IN : Webb, Evan	06:22			
SUB OUT: Mullins, Carter	06:22			
SUB OUT: Hunt, Trevor	06:22			
MISSED 3 PTR by Webb, Evan	06:18			REBOUND (DEF) by Williams, Jermaine
	05:44	39-52	V 13	GOOD! LAYUP by Sturdivant, Fred [PNT]
FOUL by Webb, Evan (P2T2)	05:44	39-53	V 14	GOOD! FT SHOT by Sturdivant, Fred
TURNOVR by Simpson, Caleb	05:31			
STEAL by Powell, Matthew	05:28			TURNOVR by Williams, Jermaine
TURNOVR by Powell, Matthew	05:28			
SUB IN : Hunt, Trevor	05:28			

SUB IN : Mullins, Carter	05:28			
SUB OUT: Sanderson, Carter	05:28			
SUB OUT: Webb, Evan	05:28			
	05:25			TURNOVR by Broome, Anthony
MISSED JUMPER by Bell, Blake	05:23			REBOUND (DEF) by Sturdivant, Fred
	05:09			MISSED JUMPER by Broome, Anthony
	05:09			REBOUND (OFF) by (TEAM)
SUB IN : Sanderson, Carter	05:07			SUB IN : Bennett, Dammius
SUB IN : Webb, Evan	05:07			SUB OUT: Hughley, Steven
SUB OUT: Hunt, Trevor	05:07			
SUB OUT: Mullins, Carter	05:07			
GOOD! JUMPER by Simpson, Caleb [PNT]	04:59	41-53	V 12	
SUB IN : Mullins, Carter	04:59			
SUB IN : Dickerson, Andrew	04:59			
SUB OUT: Sanderson, Carter	04:59			
SUB OUT: Webb, Evan	04:59			
STEAL by Bell, Blake	04:44			TURNOVR by Davis, Spenser
MISSED FT SHOT by Simpson, Caleb	04:35			FOUL by Broome, Anthony (P4T8)
REBOUND (OFF) by (DEADBALL)	04:35			
MISSED FT SHOT by Simpson, Caleb	04:35			
REBOUND (OFF) by (DEADBALL)	04:35			
GOOD! FT SHOT by Simpson, Caleb	04:35	42-53	V 11	
	04:31	42-55	V 13	GOOD! DUNK by Sturdivant, Fred [PNT]
	04:31			ASSIST by Williams, Jermaine
GOOD! JUMPER by Simpson, Caleb [PNT]	04:20	44-55	V 11	
FOUL by Dickerson, Andrew (P2T3)	04:12	44-56	V 12	GOOD! FT SHOT by Williams, Jermaine
	04:12	44-57	V 13	GOOD! FT SHOT by Williams, Jermaine
SUB IN : Sanderson, Carter	04:12			
SUB IN : Webb, Evan	04:12			
SUB OUT: Powell, Matthew	04:12			
SUB OUT: Mullins, Carter	04:12			
MISSED JUMPER by Webb, Evan	03:58			BLOCK by Sturdivant, Fred
	03:56			REBOUND (DEF) by Broome, Anthony
	03:52			TURNOVR by Broome, Anthony
STEAL by Bell, Blake	03:51			
MISSED 3 PTR by Bell, Blake	03:47			
REBOUND (OFF) by Bell, Blake	03:47			
MISSED JUMPER by Simpson, Caleb	03:44			REBOUND (DEF) by Davis, Spenser
FOUL by Webb, Evan (P3T4)	03:43			
FOUL by Dickerson, Andrew (P3T5)	03:36			
SUB IN : Mullins, Carter	03:36			
SUB IN : Hunt, Trevor	03:36			
SUB OUT: Webb, Evan	03:36			
SUB OUT: Dickerson, Andrew	03:36			
FOUL by Bell, Blake (P3T6)	03:26			
	03:24			MISSED FT SHOT by Davis, Spenser
	03:24			REBOUND (OFF) by (DEADBALL)
SUB IN : Webb, Evan	03:24			
SUB IN : Powell, Matthew	03:24			
SUB OUT: Mullins, Carter	03:24			
SUB OUT: Hunt, Trevor	03:24			
MISSED 3 PTR by Webb, Evan	03:13			REBOUND (DEF) by Davis, Spenser
FOUL by Bell, Blake (P4T7)	03:01			
	03:01			TIMEOUT 30sec
REBOUND (DEF) by Webb, Evan	03:01			MISSED FT SHOT by Broome, Anthony
MISSED 3 PTR by Simpson, Caleb	02:47			
REBOUND (OFF) by Sanderson, Carter	02:47			
GOOD! JUMPER by Sanderson, Carter [PNT]	02:44	46-57	V 11	
TIMEOUT TEAM	02:42			
SUB IN : Hunt, Trevor	02:42			
SUB IN : Mullins, Carter	02:42			
SUB OUT: Bell, Blake	02:42			
SUB OUT: Webb, Evan	02:42			
	02:16			TURNOVR by Broome, Anthony
STEAL by Simpson, Caleb	02:15			
GOOD! LAYUP by Bell, Blake [PNT]	02:12	48-57	V 9	
TIMEOUT TEAM	02:10			
	02:09			TURNOVR by Davis, Spenser
GOOD! LAYUP by Hunt, Trevor [PNT]	02:09	50-57	V 7	
SUB IN : Webb, Evan	02:09			
SUB OUT: Sanderson, Carter	02:09			
SUB IN : Sanderson, Carter	02:03			
SUB OUT: Mullins, Carter	02:03			
FOUL by Powell, Matthew (P1T8)	01:53	50-58	V 8	GOOD! FT SHOT by Bennett, Dammius
	01:53	50-59	V 9	GOOD! FT SHOT by Bennett, Dammius
GOOD! 3 PTR by Simpson, Caleb	01:39	53-59	V 6	
FOUL by Powell, Matthew (P2T9)	01:24	53-60	V 7	GOOD! FT SHOT by Bennett, Dammius
	01:24			MISSED FT SHOT by Bennett, Dammius

	01:24			REBOUND (OFF) by Bennett, Dammius
FOUL by Webb, Evan (P4T10)	01:20	53-61	V 8	GOOD! FT SHOT by Bennett, Dammius
REBOUND (DEF) by Hunt, Trevor	01:20			MISSED FT SHOT by Bennett, Dammius
SUB IN : Bell, Blake	01:20			
SUB OUT: Powell, Matthew	01:20			
GOOD! LAYUP by Bell, Blake [PNT]	01:13	55-61	V 6	
ASSIST by Simpson, Caleb	01:13			
	01:01			TURNOVR by Bennett, Dammius
STEAL by Bell, Blake	01:00			
GOOD! JUMPER by Hunt, Trevor [PNT]	00:58	57-61	V 4	
ASSIST by Bell, Blake	00:58			
	00:53	57-63	V 6	GOOD! LAYUP by Sturdivant, Fred [PNT]
FOUL by Bell, Blake (P5T11)	00:53	57-64	V 7	GOOD! FT SHOT by Sturdivant, Fred
SUB IN : Dickerson, Andrew	00:53			
SUB OUT: Bell, Blake	00:53			
MISSED 3 PTR by Sanderson, Carter	00:45			
REBOUND (OFF) by Dickerson, Andrew	00:45			
GOOD! 3 PTR by Sanderson, Carter	00:42	60-64	V 4	
ASSIST by Dickerson, Andrew	00:42			
TIMEOUT TEAM	00:40			
SUB IN : Mullins, Carter	00:40			
SUB IN : Powell, Matthew	00:40			
SUB OUT: Webb, Evan	00:40			
SUB OUT: Sanderson, Carter	00:40			
FOUL by Powell, Matthew (P3T12)	00:38	60-65	V 5	GOOD! FT SHOT by Bennett, Dammius
	00:38	60-66	V 6	GOOD! FT SHOT by Bennett, Dammius
SUB IN : Webb, Evan	00:38			
SUB IN : Sanderson, Carter	00:38			
SUB OUT: Mullins, Carter	00:38			
SUB OUT: Powell, Matthew	00:38			
MISSED 3 PTR by Simpson, Caleb	00:29			REBOUND (DEF) by Sturdivant, Fred
FOUL by Sanderson, Carter (P2T13)	00:28	60-67	V 7	GOOD! FT SHOT by Sturdivant, Fred
	00:28	60-68	V 8	GOOD! FT SHOT by Sturdivant, Fred
MISSED 3 PTR by Simpson, Caleb	00:21			REBOUND (DEF) by Davis, Spenser
	00:12	60-70	V 10	GOOD! DUNK by Sturdivant, Fred [PNT]
	00:12			ASSIST by Broome, Anthony

Brainerd 70, David Lipscomb 60

Official Basketball Box Score -- 1st Half
Brainerd vs David Lipscomb
3/19/09 11:45 AM at Murfreesboro, TN (Murphy Center)

VISITORS: Brainerd 30-6

##	Player Name		TOT-FG FG-FGA	3-PT FG-FGA	FT-FTA	REBOUNDS OF	DE	TOT	PF	TP	A	TO	BLK	S	MIN
10	Bennett, Dammius....	*	2-3	0-1	1-2	1	1	2	1	5	1	4	0	1	9
32	Jones, Fred.....	*	1-1	0-0	0-1	0	2	2	0	2	0	3	0	0	16
34	Williams, Jermaine..	*	0-0	0-0	0-0	1	1	2	1	0	3	1	0	2	16
40	Sturdivant, Fred....	*	4-4	0-0	2-2	1	7	8	0	10	3	1	2	1	16
42	Porter, Dajon.....	*	0-1	0-0	0-0	0	0	0	2	0	0	0	0	0	3
03	Broome, Anthony.....		3-5	0-1	2-4	0	0	0	2	8	0	1	0	1	11
05	Hughley, Steven.....		0-0	0-0	0-0	0	0	0	0	0	0	0	0	0	0
30	Davis, Spenser.....		3-4	0-1	0-0	0	1	1	1	6	0	1	1	1	9
	TEAM.....						2	2							
	Totals.....		13-18	0-3	5-9	3	14	17	7	31	7	11	3	6	80

TOTAL FG% 1st Half: 13-18 72.2%
3-Pt. FG% 1st Half: 0-3 0.0%
F Throw % 1st Half: 5-9 55.6%

HOME TEAM: David Lipscomb 26-7

##	Player Name		TOT-FG FG-FGA	3-PT FG-FGA	FT-FTA	REBOUNDS OF	DE	TOT	PF	TP	A	TO	BLK	S	MIN
03	Sanderson, Carter...	*	1-5	0-4	0-0	1	1	2	1	2	1	2	0	0	9
11	Simpson, Caleb.....	*	1-8	0-4	2-4	0	1	1	1	4	1	5	0	0	14
21	Bell, Blake.....	*	2-4	2-3	0-0	0	0	0	1	6	1	2	0	0	16
22	Hunt, Trevor.....	*	0-2	0-0	0-0	1	0	1	2	0	0	0	0	0	8
24	Webb, Evan.....	*	0-1	0-0	1-2	0	2	2	1	1	0	0	0	0	15
02	Dickerson, Andrew...		0-1	0-0	0-0	0	0	0	1	0	0	1	0	0	6
10	Mullins, Carter.....		0-0	0-0	0-0	0	0	0	0	0	0	0	0	0	0
23	Powell, Matthew.....		1-1	1-1	0-0	0	0	0	0	3	0	0	0	1	8
33	Hudson, Dallon.....		0-0	0-0	0-0	0	0	0	1	0	0	0	0	0	4
	TEAM.....					2		2							
	Totals.....		5-22	3-12	3-6	4	4	8	8	16	3	10	0	1	80

TOTAL FG% 1st Half: 5-22 22.7%
3-Pt. FG% 1st Half: 3-12 25.0%
F Throw % 1st Half: 3-6 50.0%

Officials: Eddie Golden, Kyle Barnes, Blake Harris
Technical fouls: Brainerd-None. David Lipscomb-None.
Attendance:

Score by Periods	1st	2nd
Brainerd.....	17	14
David Lipscomb.....	8	8

Official Basketball Box Score -- 2nd Half
Brainerd vs David Lipscomb
3/19/09 11:45 AM at Murfreesboro, TN (Murphy Center)

VISITORS: Brainerd 30-6

##	Player Name		TOT-FG FG-FGA	3-PT FG-FGA	FT-FTA	REBOUNDS OF	DE	TOT	PF	TP	A	TO	BLK	S	MIN
10	Bennett, Dammius....	*	0-0	0-0	6-8	1	0	1	0	6	0	1	0	0	6
32	Jones, Fred.....	*	2-5	0-1	0-0	1	0	1	1	4	0	1	0	1	8
34	Williams, Jermaine..	*	1-2	0-0	2-2	1	3	4	2	4	3	1	0	0	16
40	Sturdivant, Fred....	*	6-8	0-0	4-4	2	6	8	2	16	1	1	3	0	16
42	Porter, Dajon.....	*	0-0	0-0	0-0	0	0	0	0	0	0	0	0	0	0+
03	Broome, Anthony.....		4-8	1-2	0-1	0	3	3	2	9	2	4	0	0	16
05	Hughley, Steven.....		0-1	0-0	0-0	1	0	1	0	0	0	1	0	0	4
30	Davis, Spenser.....		0-1	0-0	0-1	1	5	6	1	0	2	4	0	0	14
	TEAM.....					1		1							
	Totals.....		13-25	1-3	12-16	8	17	25	8	39	8	13	3	1	80

TOTAL FG% 1st Half: 13-18 72.2% 2nd Half: 13-25 52.0% Game: 60.5%
3-Pt. FG% 1st Half: 0-3 0.0% 2nd Half: 1-3 33.3% Game: 16.7%
F Throw % 1st Half: 5-9 55.6% 2nd Half: 12-16 75.0% Game: 68.0%

HOME TEAM: David Lipscomb 26-7

##	Player Name		TOT-FG FG-FGA	3-PT FG-FGA	FT-FTA	REBOUNDS OF	DE	TOT	PF	TP	A	TO	BLK	S	MIN
03	Sanderson, Carter...	*	6-12	4-7	0-0	2	2	4	1	16	1	0	0	1	15
11	Simpson, Caleb.....	*	3-8	1-4	5-9	0	0	0	0	12	1	1	0	2	16
21	Bell, Blake.....	*	2-5	0-1	1-2	2	1	3	4	5	4	2	0	3	14
22	Hunt, Trevor.....	*	3-5	0-0	0-0	1	1	2	0	6	0	0	0	0	6
24	Webb, Evan.....	*	2-5	0-2	1-1	0	2	2	3	5	0	0	0	1	12
02	Dickerson, Andrew...		0-1	0-0	0-0	1	0	1	2	0	1	0	0	0	3
10	Mullins, Carter.....		0-0	0-0	0-0	0	0	0	0	0	0	0	0	0	3
23	Powell, Matthew.....		0-2	0-0	0-0	1	0	1	3	0	1	1	0	1	7
33	Hudson, Dallon.....		0-0	0-0	0-0	0	0	0	0	0	0	0	0	0	4
	TEAM.....						1	1							
	Totals.....		16-38	5-14	7-12	7	7	14	13	44	8	4	0	8	80

TOTAL FG% 1st Half: 5-22 22.7% 2nd Half: 16-38 42.1% Game: 35.0%
3-Pt. FG% 1st Half: 3-12 25.0% 2nd Half: 5-14 35.7% Game: 30.8%
F Throw % 1st Half: 3-6 50.0% 2nd Half: 7-12 58.3% Game: 55.6%

Officials: Eddie Golden, Kyle Barnes, Blake Harris
Technical fouls: Brainerd-None. David Lipscomb-None.
Attendance:

Score by Periods	1st	2nd	3rd	4th
Brainerd.....	17	14	13	26
David Lipscomb.....	8	8	18	26

Newspaper Box Score
Brainerd vs David Lipscomb
3/19/09 11:45 AM at Murfreesboro, TN (Murphy Center)
At Murfreesboro, TN (Murphy Center)
BRAINERD 70, DAVID LIPSCOMB 60
BRAINERD (30-6)
Sturdivant, Fred 10-12 6-6 26; Broome, Anthony 7-13 2-5 17; Bennett, Dammius 2-3 7-10 11; Davis, Spenser 3-5 0-1 6; Jones, Fred 3-6 0-1 6; Williams, Jermaine 1-2 2-2 4; Porter, Dajon 0-1 0-0 0; Hughley, Steven 0-1 0-0 0. Totals 26-43 17-25 70.
DAVID LIPSCOMB (26-7)
Sanderson, Carter 7-17 0-0 18; Simpson, Caleb 4-16 7-13 16; Bell, Blake 4-9 1-2 11; Hunt, Trevor 3-7 0-0 6; Webb, Evan 2-6 2-3 6; Powell, Matthew 1-3 0-0 3; Hudson, Dallon 0-0 0-0 0; Mullins, Carter 0-0 0-0 0; Dickerson, Andrew 0-2 0-0 0. Totals 21-60 10-18 60.

Brainerd.....	17	14	13	26	-	70
David Lipscomb.....	8	8	18	26	-	60

3-point goals--Brainerd 1-6 (Broome, Anthony 1-3; Bennett, Dammius 0-1; Davis, Spenser 0-1; Jones, Fred 0-1), David Lipscomb 8-26 (Sanderson, Carter 4-11; Bell, Blake 2-4; Simpson, Caleb 1-8; Powell, Matthew 1-1; Webb, Evan 0-2). Fouled out--Brainerd-None, David Lipscomb-Bell, Blake.
Rebounds--Brainerd 42 (Sturdivant, Fred 16), David Lipscomb 22 (Sanderson, Carter 6). Assists--Brainerd 15 (Williams, Jermaine 6), David Lipscomb 11 (Bell, Blake 5). Total fouls--Brainerd 15, David Lipscomb 21. Technical fouls--Brainerd-None, David Lipscomb-None.

Brainerd vs David Lipscomb (3/19/09 - Period 4 00:00)

POINTS OFF TURNOVERS	1	2	3	4	-	Tot
Brainerd.....	5	3	2	0	-	10
David Lipscomb.....	3	0	8	8	-	19

POINTS IN PAINT	1	2	3	4	-	Tot
Brainerd.....	8	8	10	12	-	38
David Lipscomb.....	2	0	4	14	-	20

2ND CHANCE POINTS	1	2	3	4	-	Tot
Brainerd.....	0	2	4	3	-	9
David Lipscomb.....	0	0	7	5	-	12

FAST BREAK POINTS	1	2	3	4	-	Tot
Brainerd.....	0	0	0	0	-	0
David Lipscomb.....	0	0	0	0	-	0

BENCH POINTS	1	2	3	4	-	Tot
Brainerd.....	7	7	7	2	-	23
David Lipscomb.....	0	3	0	0	-	3

SCORE TIED BY	1	2	3	4	-	Tot
Brainerd.....	0	0	0	0	-	0
David Lipscomb.....	0	0	0	0	-	0

LEAD GAINED BY	1	2	3	4	-	Tot
Brainerd.....	0	0	0	0	-	0
David Lipscomb.....	0	0	0	0	-	0

2005 Class AA State Boys' Basketball Tournament

March 16 - March 19, 2005 · Murphy Center - MTSU - Murfreesboro, TN

Game 1
Wed. Mar. 16 7:00 PM

David Lipscomb (25-8)	55
Austin-East (26-9)	52

Game 2
Wed. Mar. 16 8:45 PM

Humboldt (23-10)	54
Raleigh Egypt (31-2)	74

Game 3
Thu. Mar. 17 10:30 AM

N. MLK (29-4)	44
Haywood (41)	41

Game 4
Thu. Mar. 17 12:15 PM

Bolivar Central (26-5)	81
Sullivan Central (25-10)	46

Game 5
Fri. Mar. 18 2:00 PM

David Lipscomb	48
Raleigh Egypt	63

Game 6
Fri. Mar. 18 5:15 PM

N. MLK	44
Bolivar Central	47

Game 7
Sat. Mar. 19 5:00 PM

Raleigh Egypt	40
Bolivar Central	44

Bolivar Central
STATE CHAMPION

Official Basketball Box Score
David Lipscomb vs Austin East
03/16/05 7:00 p.m. at Murphy Center, Murfreesboro, TN

VISITORS: David Lipscomb 26-8

##	Player Name		TOT-FG FG-FGA	3-PT FG-FGA	FT-FTA	REBOUNDS OF	DE	TOT	PF	TP	A	TO	BLK	S	MIN
02	Pharr, Zach.....	*	3-6	1-2	1-3	0	4	4	3	8	3	3	0	0	32
04	James, Andrew.....	*	2-2	1-1	0-0	0	2	2	2	5	0	2	0	1	14
12	Mayes, Wes.....	*	6-7	0-0	5-7	2	9	11	0	17	1	2	2	1	31
22	Solomon, David.....	*	1-4	0-0	6-6	0	2	2	1	8	1	4	0	0	23
33	Brock, Jason.....	*	3-8	0-0	2-4	1	4	5	5	8	1	4	2	1	19
03	Mallernee, Rob.....		0-0	0-0	1-2	0	0	0	0	1	1	1	0	1	10
20	Wilson, Trent.....		0-0	0-0	0-0	0	1	1	0	0	0	0	0	0	3
21	Slater, Josh.....		2-5	1-3	3-3	0	1	1	3	8	2	3	0	1	28
23	Hunt, Brad.....		0-0	0-0	0-0	0	0	0	0	0	0	0	0	0	0+
	TEAM.....					3	4	7				1			
	Totals.....		17-32	3-6	18-25	6	27	33	14	55	9	20	4	5	160

TOTAL FG% 1st Half: 10-22 45.5% 2nd Half: 7-10 70.0% Game: 53.1% DEADB
3-Pt. FG% 1st Half: 2-5 40.0% 2nd Half: 1-1 100 % Game: 50.0% REBS
F Throw % 1st Half: 3-5 60.0% 2nd Half: 15-20 75.0% Game: 72.0% 4

HOME TEAM: Austin East 26-10

##	Player Name		TOT-FG FG-FGA	3-PT FG-FGA	FT-FTA	REBOUNDS OF	DE	TOT	PF	TP	A	TO	BLK	S	MIN
00	Minefield, Trevail..	*	0-1	0-1	0-0	0	1	1	0	0	0	1	0	1	12
03	Barrett, Markeis....	*	0-2	0-0	0-0	2	1	3	2	0	0	2	0	0	19
31	Kite, Steven.....	*	3-11	0-1	4-4	3	0	3	5	10	0	1	0	1	22
41	Harris, Albert.....	*	11-26	0-5	0-3	3	3	6	4	22	6	5	2	2	28
54	McAlister, Anthony..	*	2-2	0-0	0-0	1	1	2	4	4	0	0	1	1	18
05	Ligon, Zaccheus.....		3-12	3-7	0-0	0	0	0	3	9	1	1	0	1	22
11	Anderson, Anthony...		2-6	1-2	0-0	1	0	1	1	5	1	1	0	0	16
13	Florence, Darryle...		0-0	0-0	0-0	0	0	0	0	0	0	0	0	0	0+
23	Yancey, Kelvon.....		0-0	0-0	0-0	1	2	3	1	0	0	0	1	0	10
25	Muckle, Chris.....		1-1	0-0	0-0	0	1	1	3	2	0	0	0	2	5
33	Taylor, Daran.....		0-0	0-0	0-0	0	1	1	0	0	0	3	0	0	8
	TEAM.....					2	2	4							
	Totals.....		22-61	4-16	4-7	13	12	25	23	52	8	14	4	8	160

TOTAL FG% 1st Half: 13-33 39.4% 2nd Half: 9-28 32.1% Game: 36.1% DEADB
3-Pt. FG% 1st Half: 1-5 20.0% 2nd Half: 3-11 27.3% Game: 25.0% REBS
F Throw % 1st Half: 0-0 0.0% 2nd Half: 4-7 57.1% Game: 57.1% 2

Officials: Ernest Jones, Butch Patterson, William Byrd
Technical fouls: David Lipscomb-None. Austin East-None.
Attendance:

Score by Periods	1st	2nd	3rd	4th		Total
David Lipscomb.....	10	15	13	17	-	55
Austin East.....	17	10	9	16	-	52

Newspaper Box Score
David Lipscomb vs Austin East
03/16/05 7:00 p.m. at Murphy Center, Murfreesboro, TN
At Murphy Center, Murfreesboro, TN
DAVID LIPSCOMB 55, AUSTIN EAST 52
DAVID LIPSCOMB (26-8)
Mayes, Wes 6-7 5-7 17; Pharr, Zach 3-6 1-3 8; Slater, Josh 2-5 3-3 8; Brock, Jason 3-8 2-4 8; Solomon, David 1-4 6-6 8; James, Andrew 2-2 0-0 5. Totals 17-32 18-25 55.
AUSTIN EAST (26-10)
Harris, Albert 11-26 0-3 22; Kite, Steven 3-11 4-4 10; Ligon, Zaccheus 3-12 0-0 9; Anderson, Anthony 2-6 0-0 5; McAlister, Anthony 2-2 0-0 4; Muckle, Chris 1-1 0-0 2; Minefield, Trevail 0-1 0-0 0; Barrett, Markeis 0-2 0-0 0. Totals 22-61 4-7 52.

David Lipscomb.....	10	15	13	17	-	55
Austin East.....	17	10	9	16	-	52

3-point goals-David Lipscomb 3-6 (Slater, Josh 1-3; James, Andrew 1-1; Pharr, Zach 1-2), Austin East 4-16 (Ligon, Zaccheus 3-7; Anderson, Anthony 1-2; Minefield, Trevail 0-1; Kite, Steven 0-1; Harris, Albert 0-5). Fouled out--David Lipscomb-Brock, Jason, Austin East-Kite, Steven. Rebounds-David Lipscomb 33 (Mayes, Wes 11), Austin East 25 (Harris, Albert 6).
Assists-David Lipscomb 9 (Pharr, Zach 3), Austin East 8 (Harris, Albert 6).
Total fouls-David Lipscomb 14, Austin East 23.

Play-By-Play
David Lipscomb vs Austin East
03/16/05 7:00 p.m. at Murphy Center, Murfreesboro, TN

1st PERIOD Play-by-Play (Page 1)

HOME TEAM: Austin East	TIME	SCORE	MAR	VISITORS: David Lipscomb
MISSED JUMPER by Harris, Albert	07:55			
REBOUND (OFF) by Harris, Albert	07:55			
GOOD! JUMPER by Harris, Albert [PNT]	07:53	2-0	H 2	
	07:46			TURNOVR by Mayes, Wes
MISSED 3 PTR by Harris, Albert	07:42			
REBOUND (OFF) by Kite, Steven	07:42			
GOOD! JUMPER by Kite, Steven [PNT]	07:38	4-0	H 4	
	07:06	4-3	H 1	GOOD! 3 PTR by James, Andrew
	07:06			ASSIST by Pharr, Zach
MISSED JUMPER by Harris, Albert	06:50			
	06:50			REBOUND (DEF) by Brock, Jason
	06:42			TURNOVR by James, Andrew
STEAL by Kite, Steven	06:41			
	06:28			FOUL by James, Andrew
MISSED JUMPER by Kite, Steven	06:24			
	06:24			REBOUND (DEF) by (TEAM)
	05:57			MISSED JUMPER by Brock, Jason
REBOUND (DEF) by Harris, Albert	05:57			
GOOD! JUMPER by Harris, Albert [PNT]	05:48	6-3	H 3	
FOUL by McAlister, Anthony	05:26			
	05:20			MISSED JUMPER by Slater, Josh
	05:20			REBOUND (OFF) by Brock, Jason
	05:18	6-5	H 1	GOOD! JUMPER by Brock, Jason [PNT]
MISSED JUMPER by Harris, Albert	05:01			
REBOUND (OFF) by McAlister, Anthony	05:01			
	04:58			FOUL by Brock, Jason
GOOD! JUMPER by Kite, Steven [PNT]	04:55	8-5	H 3	
	04:36			MISSED JUMPER by Brock, Jason
	04:36			REBOUND (OFF) by (TEAM)
	04:27			MISSED JUMPER by Brock, Jason
BLOCK by Harris, Albert	04:27			
	04:27			REBOUND (OFF) by (TEAM)
FOUL by Kite, Steven	04:27			
	04:27			MISSED FT SHOT by Mallernee, Rob
	04:27			REBOUND (OFF) by (DEADBALL)
	04:27	8-6	H 2	GOOD! FT SHOT by Mallernee, Rob
GOOD! JUMPER by Harris, Albert	04:15	10-6	H 4	
FOUL by Ligon, Zaccheus	04:01			
	03:48			MISSED 3 PTR by Slater, Josh
	03:48			REBOUND (OFF) by (TEAM)
	03:30			MISSED JUMPER by Pharr, Zach
BLOCK by McAlister, Anthony	03:30			
REBOUND (DEF) by McAlister, Anthony	03:28			
TURNOVR by Barrett, Markeis	03:25			
FOUL by Barrett, Markeis	03:25			
	03:00			TURNOVR by Solomon, David
MISSED JUMPER by Barrett, Markeis	02:52			
	02:52			REBOUND (DEF) by Slater, Josh
	02:42	10-8	H 2	GOOD! LAYUP by Mayes, Wes [PNT]
	02:42			ASSIST by Slater, Josh
GOOD! JUMPER by Harris, Albert [PNT]	02:20	12-8	H 4	
	02:07	12-10	H 2	GOOD! JUMPER by Solomon, David
GOOD! 3 PTR by Ligon, Zaccheus	01:50	15-10	H 5	
ASSIST by Harris, Albert	01:50			
	01:25			TURNOVR by Brock, Jason
	01:25			FOUL by Brock, Jason
MISSED JUMPER by Anderson, Anthony	01:17			
REBOUND (OFF) by Anderson, Anthony	01:17			
MISSED JUMPER by Ligon, Zaccheus	01:12			
	01:12			REBOUND (DEF) by James, Andrew
GOOD! LAYUP by Anderson, Anthony [FB/PNT]	00:00	17-10	H 7	

Austin East 17, David Lipscomb 10

2nd PERIOD Play-by-Play (Page 1)

HOME TEAM: Austin East	TIME	SCORE	MAR	VISITORS: David Lipscomb
MISSED JUMPER by Anderson, Anthony	07:59			
REBOUND (OFF) by Yancey, Kelvon	07:59			
TURNOVR by Taylor, Daran	07:52			
	07:45			FOUL by Pharr, Zach
	07:24			MISSED 3 PTR by Slater, Josh
REBOUND (DEF) by Taylor, Daran	07:24			
TURNOVR by Taylor, Daran	07:10			
	06:52	17-13	H 4	GOOD! 3 PTR by Pharr, Zach
TURNOVR by Anderson, Anthony	06:45			
	06:38			STEAL by Slater, Josh
TURNOVR by Minefield, Trevail	06:37			
MISSED JUMPER by Ligon, Zaccheus	06:28			
	06:28			REBOUND (DEF) by Brock, Jason
	06:21	17-15	H 2	GOOD! LAYUP by Mayes, Wes [PNT]
	06:21			ASSIST by Brock, Jason
GOOD! JUMPER by Harris, Albert [PNT]	06:06	19-15	H 4	
	05:54			TURNOVR by Brock, Jason
MISSED 3 PTR by Ligon, Zaccheus	05:31			
REBOUND (OFF) by Barrett, Markeis	05:31			
MISSED JUMPER by Harris, Albert	05:25			
REBOUND (OFF) by Barrett, Markeis	05:25			
MISSED JUMPER by Kite, Steven	05:15			
	05:15			REBOUND (DEF) by Mayes, Wes
	05:03			MISSED JUMPER by Mayes, Wes
BLOCK by Harris, Albert	05:03			
	05:00			REBOUND (OFF) by Mayes, Wes
	04:57	19-17	H 2	GOOD! JUMPER by Mayes, Wes
MISSED JUMPER by Kite, Steven	04:46			
	04:46			REBOUND (DEF) by Brock, Jason
	04:37	19-19	T 1	GOOD! LAYUP by Slater, Josh [PNT]
FOUL by Yancey, Kelvon	04:37			
	04:37	19-20	V 1	GOOD! FT SHOT by Slater, Josh
TURNOVR by Harris, Albert	04:19			
	03:59	19-22	V 3	GOOD! JUMPER by Mayes, Wes [PNT]
	03:59			ASSIST by Pharr, Zach
	03:44			FOUL by Slater, Josh
MISSED 3 PTR by Harris, Albert	03:43			
	03:43			REBOUND (DEF) by Wilson, Trent
	03:36			TURNOVR by Slater, Josh
STEAL by Harris, Albert	03:34			
GOOD! JUMPER by Harris, Albert [PNT]	03:32	21-22	V 1	
	03:09			MISSED 3 PTR by Pharr, Zach
	03:09			REBOUND (OFF) by Mayes, Wes
	03:06	21-24	V 3	GOOD! JUMPER by Mayes, Wes [PNT]
MISSED JUMPER by Anderson, Anthony	02:48			
	02:48			REBOUND (DEF) by Mayes, Wes
	02:36			MISSED JUMPER by Solomon, David
REBOUND (DEF) by Harris, Albert	02:36			
GOOD! JUMPER by McAlister, Anthony [PNT]	02:28	23-24	V 1	
ASSIST by Harris, Albert	02:28			
	02:23			TIMEOUT 30sec
	02:23			TURNOVR by Solomon, David
GOOD! JUMPER by Harris, Albert [PNT]	02:10	25-24	H 1	
	01:57			MISSED JUMPER by Pharr, Zach
REBOUND (DEF) by Muckle, Chris	01:57			
MISSED JUMPER by Harris, Albert	01:50			
REBOUND (OFF) by Harris, Albert	01:50			
MISSED JUMPER by Harris, Albert	01:46			
	01:46			REBOUND (DEF) by Mayes, Wes
	01:38			TURNOVR by Mayes, Wes
STEAL by Muckle, Chris	01:37			
GOOD! JUMPER by Muckle, Chris [PNT]	01:36	27-24	H 3	
	01:00			TURNOVR by Brock, Jason
STEAL by Muckle, Chris	00:57			
MISSED JUMPER by Ligon, Zaccheus	00:45			
	00:45			REBOUND (DEF) by Brock, Jason
FOUL by McAlister, Anthony	00:41			
	00:38			MISSED JUMPER by Brock, Jason
REBOUND (DEF) by Minefield, Trevail	00:38			
TURNOVR by Barrett, Markeis	00:30			
FOUL by McAlister, Anthony	00:12			

	00:09			MISSED FT SHOT by Brock, Jason
	00:09			REBOUND (OFF) by (DEADBALL)
	00:09	27-25	H 2	GOOD! FT SHOT by Brock, Jason
MISSED 3 PTR by Minefield, Trevail	00:03			
	00:03			REBOUND (DEF) by Mayes, Wes

Austin East 27, David Lipscomb 25

3rd PERIOD Play-by-Play (Page 1)

HOME TEAM: Austin East	TIME	SCORE	MAR	VISITORS: David Lipscomb
MISSED JUMPER by Kite, Steven	07:49			
	07:49			BLOCK by Mayes, Wes
	07:46			REBOUND (DEF) by Solomon, David
	07:37			MISSED JUMPER by Solomon, David
REBOUND (DEF) by Barrett, Markeis	07:37			
TURNOVR by Harris, Albert	07:22			
	07:22			STEAL by Brock, Jason
FOUL by Kite, Steven	07:13			
	07:13			MISSED FT SHOT by Brock, Jason
	07:13			REBOUND (OFF) by (DEADBALL)
	07:13	27-26	H 1	GOOD! FT SHOT by Brock, Jason
MISSED JUMPER by Harris, Albert	06:58			
	06:58			REBOUND (DEF) by Solomon, David
FOUL by Barrett, Markeis	06:48			
FOUL by McAlister, Anthony	06:46			
	06:46	27-27	T 2	GOOD! FT SHOT by Mayes, Wes
	06:46	27-28	V 1	GOOD! FT SHOT by Mayes, Wes
MISSED JUMPER by Harris, Albert	06:43			
	06:43			BLOCK by Brock, Jason
	06:42			REBOUND (DEF) by Mayes, Wes
FOUL by Muckle, Chris	06:28			
	06:22	27-29	V 2	GOOD! FT SHOT by Mayes, Wes
	06:22	27-30	V 3	GOOD! FT SHOT by Mayes, Wes
	06:07			FOUL by Pharr, Zach
	06:01			FOUL by Brock, Jason
GOOD! FT SHOT by Kite, Steven	06:01	28-30	V 2	
GOOD! FT SHOT by Kite, Steven	06:01	29-30	V 1	
	05:38	29-32	V 3	GOOD! JUMPER by James, Andrew [PNT]
MISSED JUMPER by Ligon, Zaccheus	05:18			
REBOUND (OFF) by Kite, Steven	05:18			
	05:18			FOUL by James, Andrew
GOOD! FT SHOT by Kite, Steven	05:18	30-32	V 2	
GOOD! FT SHOT by Kite, Steven	05:18	31-32	V 1	
FOUL by Harris, Albert	05:09			
	05:01	31-34	V 3	GOOD! JUMPER by Brock, Jason [PNT]
	05:01			ASSIST by Slater, Josh
GOOD! 3 PTR by Ligon, Zaccheus	04:50	34-34	T 3	
ASSIST by Harris, Albert	04:50			
	04:40			TURNOVR by Slater, Josh
	04:40			FOUL by Slater, Josh
MISSED JUMPER by Kite, Steven	04:32			
	04:32			REBOUND (DEF) by Pharr, Zach
FOUL by Kite, Steven	04:30			
	04:25			TURNOVR by Solomon, David
STEAL by Minefield, Trevail	04:24			
MISSED 3 PTR by Harris, Albert	04:15			
REBOUND (OFF) by Kite, Steven	04:15			
MISSED JUMPER by Kite, Steven	04:11			
REBOUND (OFF) by (TEAM)	04:11			
TURNOVR by Harris, Albert	04:08			
	04:08			STEAL by Mallernee, Rob
FOUL by Muckle, Chris	04:06			
	04:06	34-35	V 1	GOOD! FT SHOT by Solomon, David
	04:06	34-36	V 2	GOOD! FT SHOT by Solomon, David
MISSED JUMPER by Kite, Steven	03:50			
	03:50			BLOCK by Mayes, Wes
	03:49			REBOUND (DEF) by (TEAM)
	03:43			TURNOVR by Slater, Josh
STEAL by Ligon, Zaccheus	03:41			
TURNOVR by Ligon, Zaccheus	03:21			
	03:20			STEAL by Mayes, Wes
	03:11			MISSED JUMPER by Brock, Jason

REBOUND (DEF) by (TEAM)	03:11			
	03:08			FOUL by Brock, Jason
TURNOVR by Kite, Steven	02:53			
	02:52			STEAL by James, Andrew
FOUL by Muckle, Chris	02:44			
	02:44			MISSED FT SHOT by Pharr, Zach
REBOUND (DEF) by Yancey, Kelvon	02:44			
MISSED 3 PTR by Ligon, Zaccheus	02:31			
REBOUND (OFF) by Harris, Albert	02:31			
GOOD! JUMPER by Harris, Albert [PNT]	02:24	36-36	T 4	
	02:02			MISSED JUMPER by Solomon, David
BLOCK by Yancey, Kelvon	02:02			
REBOUND (DEF) by Yancey, Kelvon	01:59			
TURNOVR by Taylor, Daran	01:51			
	00:06	36-38	V 2	GOOD! JUMPER by Mayes, Wes [PNT]
	00:06			ASSIST by Solomon, David
MISSED 3 PTR by Ligon, Zaccheus	00:00			
	00:00			REBOUND (DEF) by (TEAM)

David Lipscomb 38, Austin East 36

4th PERIOD Play-by-Play (Page 1)

HOME TEAM: Austin East	TIME	SCORE	MAR	VISITORS: David Lipscomb
	07:36			TURNOVR by Pharr, Zach
	07:27			FOUL by Slater, Josh
MISSED JUMPER by Harris, Albert	07:13			
	07:13			REBOUND (DEF) by Mayes, Wes
	07:05			TURNOVR by James, Andrew
GOOD! 3 PTR by Anderson, Anthony	06:51	39-38	H 1	
ASSIST by Ligon, Zaccheus	06:51			
TIMEOUT TEAM	06:47			
	06:40			TIMEOUT 30sec
	06:24			TURNOVR by Solomon, David
MISSED JUMPER by Ligon, Zaccheus	06:12			
	06:12			REBOUND (DEF) by Pharr, Zach
	05:57	39-41	V 2	GOOD! 3 PTR by Slater, Josh
	05:57			ASSIST by Mallernee, Rob
	05:36			FOUL by Pharr, Zach
MISSED FT SHOT by Harris, Albert	05:36			
	05:36			REBOUND (DEF) by Pharr, Zach
	05:28			TIMEOUT TEAM
	05:10	39-43	V 4	GOOD! JUMPER by Brock, Jason [PNT]
	05:10			ASSIST by Pharr, Zach
GOOD! JUMPER by Harris, Albert [PNT]	05:02	41-43	V 2	
	04:49	41-45	V 4	GOOD! LAYUP by Pharr, Zach [PNT]
	04:49			ASSIST by Mayes, Wes
MISSED JUMPER by Harris, Albert	04:32			
	04:32			BLOCK by Brock, Jason
REBOUND (OFF) by (TEAM)	04:32			
GOOD! JUMPER by Kite, Steven [PNT]	04:28	43-45	V 2	
ASSIST by Harris, Albert	04:28			
	04:08			TURNOVR by Pharr, Zach
STEAL by Harris, Albert	04:07			
GOOD! LAYUP by Harris, Albert [FB/PNT]	04:04	45-45	T 5	
	03:40	45-47	V 2	GOOD! JUMPER by Pharr, Zach [PNT]
MISSED JUMPER by Barrett, Markeis	03:09			
	03:09			REBOUND (DEF) by Mayes, Wes
	02:55			TURNOVR by Mallernee, Rob
MISSED 3 PTR by Harris, Albert	02:48			
	02:48			REBOUND (DEF) by (TEAM)
	02:37			TURNOVR by Brock, Jason
MISSED 3 PTR by Kite, Steven	02:34			
	02:34			REBOUND (DEF) by Mayes, Wes
FOUL by Kite, Steven	02:30			
	02:30			MISSED FT SHOT by Mayes, Wes
REBOUND (DEF) by Harris, Albert	02:30			
	02:26			FOUL by Solomon, David
MISSED FT SHOT by Harris, Albert	02:26			
REBOUND (OFF) by (DEADBALL)	02:26			
MISSED FT SHOT by Harris, Albert	02:26			
REBOUND (OFF) by (DEADBALL)	02:26			

FOUL by Kite, Steven	02:26			
	02:26	45-48	V 3	GOOD! FT SHOT by Slater, Josh
	02:26	45-49	V 4	GOOD! FT SHOT by Slater, Josh
MISSED 3 PTR by Anderson, Anthony	02:19			
	02:19			REBOUND (DEF) by Mayes, Wes
	01:42			FOUL by Brock, Jason
MISSED 3 PTR by Ligon, Zaccheus	01:37			
	01:37			REBOUND (DEF) by Pharr, Zach
FOUL by Ligon, Zaccheus	01:29			
	01:29	45-50	V 5	GOOD! FT SHOT by Mayes, Wes
	01:29			MISSED FT SHOT by Mayes, Wes
REBOUND (DEF) by (TEAM)	01:29			
GOOD! JUMPER by McAlister, Anthony [PNT]	01:19	47-50	V 3	
ASSIST by Harris, Albert	01:19			
TIMEOUT 30sec	01:17			
	01:03			TURNOVR by Pharr, Zach
STEAL by McAlister, Anthony	01:01			
GOOD! LAYUP by Harris, Albert [PNT]	00:58	49-50	V 1	
ASSIST by Anderson, Anthony	00:58			
	00:49			TIMEOUT TEAM
FOUL by Anderson, Anthony	00:28			
	00:28	49-51	V 2	GOOD! FT SHOT by Solomon, David
	00:28	49-52	V 3	GOOD! FT SHOT by Solomon, David
TURNOVR by Harris, Albert	00:16			
FOUL by Harris, Albert	00:16			
TIMEOUT TEAM	00:16			
FOUL by Ligon, Zaccheus	00:16			
	00:16	49-53	V 4	GOOD! FT SHOT by Solomon, David
	00:16	49-54	V 5	GOOD! FT SHOT by Solomon, David
FOUL by Harris, Albert	00:14			
TURNOVR by Harris, Albert	00:14			
	00:14			TURNOVR by (TEAM)
TIMEOUT TEAM	00:14			
GOOD! 3 PTR by Ligon, Zaccheus	00:13	52-54	V 2	
ASSIST by Harris, Albert	00:13			
TIMEOUT 30sec	00:11			
FOUL by Harris, Albert	00:09			
	00:09			MISSED FT SHOT by Pharr, Zach
	00:09			REBOUND (OFF) by (DEADBALL)
	00:09	52-55	V 3	GOOD! FT SHOT by Pharr, Zach
MISSED 3 PTR by Harris, Albert	00:01			
	00:01			REBOUND (DEF) by James, Andrew

David Lipscomb 55, Austin East 52

Official Basketball Box Score -- 1st Half
David Lipscomb vs Austin East
03/16/05 7:00 p.m. at Murphy Center, Murfreesboro, TN

VISITORS: David Lipscomb 26-8

##	Player Name		TOT-FG FG-FGA	3-PT FG-FGA	FT-FTA	REBOUNDS OF	DE	TOT	PF	TP	A	TO	BLK	S	MIN
02	Pharr, Zach.....	*	1-4	1-2	0-0	0	0	0	1	3	2	0	0	0	16
04	James, Andrew.....	*	1-1	1-1	0-0	0	1	1	1	3	0	1	0	0	6
12	Mayes, Wes.....	*	5-6	0-0	0-0	2	4	6	0	10	0	2	0	0	15
22	Solomon, David.....	*	1-2	0-0	0-0	0	0	0	0	2	0	2	0	0	11
33	Brock, Jason.....	*	1-5	0-0	1-2	1	4	5	2	3	1	3	0	0	10
03	Mallernee, Rob.....		0-0	0-0	1-2	0	0	0	0	1	0	0	0	0	5
20	Wilson, Trent.....		0-0	0-0	0-0	0	1	1	0	0	0	0	0	0	3
21	Slater, Josh.....		1-4	0-2	1-1	0	1	1	1	3	1	1	0	1	14
23	Hunt, Brad.....		0-0	0-0	0-0	0	0	0	0	0	0	0	0	0	0+
	TEAM.....					3	1	4							
	Totals.....		10-22	2-5	3-5	6	12	18	5	25	4	9	0	1	80

TOTAL FG% 1st Half: 10-22 45.5%
3-Pt. FG% 1st Half: 2-5 40.0%
F Throw % 1st Half: 3-5 60.0%

HOME TEAM: Austin East 26-10

##	Player Name		TOT-FG FG-FGA	3-PT FG-FGA	FT-FTA	REBOUNDS OF	DE	TOT	PF	TP	A	TO	BLK	S	MIN
00	Minefield, Trevail..	*	0-1	0-1	0-0	0	1	1	0	0	0	1	0	0	7
03	Barrett, Markeis....	*	0-1	0-0	0-0	2	0	2	1	0	0	2	0	0	14
31	Kite, Steven.....	*	2-5	0-0	0-0	1	0	1	1	4	0	0	0	1	12
41	Harris, Albert.....	*	7-15	0-2	0-0	2	2	4	0	14	2	1	2	1	12
54	McAlister, Anthony..	*	1-1	0-0	0-0	1	1	2	3	2	0	0	1	0	12
05	Ligon, Zaccheus.....		1-5	1-2	0-0	0	0	0	1	3	0	0	0	0	10
11	Anderson, Anthony...		1-4	0-0	0-0	1	0	1	0	2	0	1	0	0	6
13	Florence, Darryle...		0-0	0-0	0-0	0	0	0	0	0	0	0	0	0	0
23	Yancey, Kelvon.....		0-0	0-0	0-0	1	0	1	1	0	0	0	0	0	4
25	Muckle, Chris.....		1-1	0-0	0-0	0	1	1	0	2	0	0	0	2	1
33	Taylor, Daran.....		0-0	0-0	0-0	0	1	1	0	0	0	2	0	0	2
	TEAM.....														
	Totals.....		13-33	1-5	0-0	8	6	14	7	27	2	7	3	4	80

TOTAL FG% 1st Half: 13-33 39.4%
3-Pt. FG% 1st Half: 1-5 20.0%
F Throw % 1st Half: 0-0 0.0%

Officials: Ernest Jones, Butch Patterson, William Byrd
Technical fouls: David Lipscomb-None. Austin East-None.
Attendance:

Score by Periods	1st	2nd
David Lipscomb.....	10	15
Austin East.....	17	10

Official Basketball Box Score -- 2nd Half
David Lipscomb vs Austin East
03/16/05 7:00 p.m. at Murphy Center, Murfreesboro, TN

VISITORS: David Lipscomb 26-8

##	Player Name		TOT-FG FG-FGA	3-PT FG-FGA	FT-FTA	REBOUNDS OF	DE	TOT	PF	TP	A	TO	BLK	S	MIN
02	Pharr, Zach.....	*	2-2	0-0	1-3	0	4	4	2	5	1	3	0	0	16
04	James, Andrew.....	*	1-1	0-0	0-0	0	1	1	1	2	0	1	0	1	8
12	Mayes, Wes.....	*	1-1	0-0	5-7	0	5	5	0	7	1	0	2	1	16
22	Solomon, David.....	*	0-2	0-0	6-6	0	2	2	1	6	1	2	0	0	12
33	Brock, Jason.....	*	2-3	0-0	1-2	0	0	0	3	5	0	1	2	1	9
03	Mallernee, Rob.....		0-0	0-0	0-0	0	0	0	0	0	1	1	0	1	5
20	Wilson, Trent.....		0-0	0-0	0-0	0	0	0	0	0	0	0	0	0	0
21	Slater, Josh.....		1-1	1-1	2-2	0	0	0	2	5	1	2	0	0	14
23	Hunt, Brad.....		0-0	0-0	0-0	0	0	0	0	0	0	0	0	0	0
	TEAM.....						3	3				1			
	Totals.....		7-10	1-1	15-20	0	15	15	9	30	5	11	4	4	80

TOTAL FG% 1st Half: 10-22 45.5% 2nd Half: 7-10 70.0% Game: 53.1%
3-Pt. FG% 1st Half: 2-5 40.0% 2nd Half: 1-1 100 % Game: 50.0%
F Throw % 1st Half: 3-5 60.0% 2nd Half: 15-20 75.0% Game: 72.0%

HOME TEAM: Austin East 26-10

##	Player Name		TOT-FG FG-FGA	3-PT FG-FGA	FT-FTA	REBOUNDS OF	DE	TOT	PF	TP	A	TO	BLK	S	MIN
00	Minefield, Trevail..	*	0-0	0-0	0-0	0	0	0	0	0	0	0	0	1	5
03	Barrett, Markeis....	*	0-1	0-0	0-0	0	1	1	1	0	0	0	0	0	5
31	Kite, Steven.....	*	1-6	0-1	4-4	2	0	2	4	6	0	1	0	0	10
41	Harris, Albert.....	*	4-11	0-3	0-3	1	1	2	4	8	4	4	0	1	16
54	McAlister, Anthony..	*	1-1	0-0	0-0	0	0	0	1	2	0	0	0	1	6
05	Ligon, Zaccheus.....		2-7	2-5	0-0	0	0	0	2	6	1	1	0	1	12
11	Anderson, Anthony...		1-2	1-2	0-0	0	0	0	1	3	1	0	0	0	10
13	Florence, Darryle...		0-0	0-0	0-0	0	0	0	0	0	0	0	0	0	0+
23	Yancey, Kelvon.....		0-0	0-0	0-0	0	2	2	0	0	0	0	1	0	6
25	Muckle, Chris.....		0-0	0-0	0-0	0	0	0	3	0	0	0	0	0	4
33	Taylor, Daran.....		0-0	0-0	0-0	0	0	0	0	0	0	1	0	0	6
	TEAM.....					2	2	4							
	Totals.....		9-28	3-11	4-7	5	6	11	16	25	6	7	1	4	80

TOTAL FG% 1st Half: 13-33 39.4% 2nd Half: 9-28 32.1% Game: 36.1%
3-Pt. FG% 1st Half: 1-5 20.0% 2nd Half: 3-11 27.3% Game: 25.0%
F Throw % 1st Half: 0-0 0.0% 2nd Half: 4-7 57.1% Game: 57.1%

Officials: Ernest Jones, Butch Patterson, William Byrd
Technical fouls: David Lipscomb-None. Austin East-None.
Attendance:

Score by Periods	1st	2nd	3rd	4th
David Lipscomb.....	10	15	13	17
Austin East.....	17	10	9	16

David Lipscomb vs Austin East (03/16/05 - Period 4 00:00)

POINTS OFF TURNOVERS	1	2	3	4	- Tot
David Lipscomb.....	0	6	5	2	- 13
Austin East.....	2	6	0	10	- 18

POINTS IN PAINT	1	2	3	4	- Tot
David Lipscomb.....	4	8	6	6	- 24
Austin East.....	12	10	2	10	- 34

2ND CHANCE POINTS	1	2	3	4	- Tot
David Lipscomb.....	3	4	0	0	- 7
Austin East.....	6	0	4	2	- 12

FAST BREAK POINTS	1	2	3	4	- Tot
David Lipscomb.....	0	0	0	0	- 0
Austin East.....	2	0	0	2	- 4

BENCH POINTS	1	2	3	4	- Tot
David Lipscomb.....	1	3	0	5	- 9
Austin East.....	5	2	3	6	- 16

SCORE TIED BY	1	2	3	4	- Tot
David Lipscomb.....	0	1	1	0	- 2
Austin East.....	0	0	2	1	- 3

LEAD GAINED BY	1	2	3	4	- Tot
David Lipscomb.....	0	1	1	1	- 3
Austin East.....	0	1	0	1	- 2

Official Basketball Box Score
Raleigh Egypt vs David Lipscomb
03/18/05 2:00 p.m. at Murphy Center, Murfreesboro, Tenn.

VISITORS: Raleigh Egypt 33-2

##	Player Name		TOT-FG FG-FGA	3-PT FG-FGA	FT-FTA	REBOUNDS OF	DE	TOT	PF	TP	A	TO	BLK	S	MIN
01	Miller, Maurice.....	*	0-2	0-0	2-2	0	1	1	3	2	1	4	0	1	22
03	Seay, Rico.....	*	5-9	1-2	4-5	1	1	2	2	15	2	2	1	3	28
21	Kinnard, Lawrence...	*	7-11	0-0	2-4	1	3	4	3	16	4	2	3	1	28
33	Ingram, Vashon.....	*	5-8	1-3	0-0	0	4	4	3	11	0	0	1	2	20
43	Brown, Larricus.....	*	1-3	0-0	0-0	1	6	7	1	2	1	2	3	1	22
02	Brown, Caleb.....		0-0	0-0	0-0	0	1	1	0	0	0	0	0	0	1
11	Lacey, Jeremiah.....		0-1	0-0	0-2	0	0	0	0	0	0	0	0	0	1
13	Hunter, Marcus.....		2-4	0-0	1-3	1	0	1	0	5	0	0	0	0	11
15	Green, Tim.....		1-2	0-0	0-1	2	2	4	1	2	2	1	0	0	11
20	Neal, Darius.....		1-1	0-0	0-0	0	0	0	0	2	0	0	0	0	1
22	Calhoun, Nathaniel..		1-3	0-0	2-2	2	2	4	3	4	1	1	0	1	13
31	Williams, Trevor....		0-0	0-0	0-0	0	0	0	0	0	1	0	0	0	1
45	Edwards, Derrick....		0-1	0-0	4-4	0	0	0	0	4	0	1	1	0	1
	TEAM.....					1	4	5							
	Totals.....		23-45	2-5	15-23	9	24	33	16	63	12	13	9	9	160

TOTAL FG% 1st Half: 13-23 56.5% 2nd Half: 10-22 45.5% Game: 51.1% DEADB
3-Pt. FG% 1st Half: 1-2 50.0% 2nd Half: 1-3 33.3% Game: 40.0% REBS
F Throw % 1st Half: 1-5 20.0% 2nd Half: 14-18 77.8% Game: 65.2% 4

HOME TEAM: David Lipscomb 25-10

##	Player Name		TOT-FG FG-FGA	3-PT FG-FGA	FT-FTA	REBOUNDS OF	DE	TOT	PF	TP	A	TO	BLK	S	MIN
02	Pharr, Zach.....	*	3-7	3-5	1-1	0	4	4	2	10	1	3	0	0	27
04	James, Andrew.....	*	0-3	0-1	0-0	1	1	2	3	0	0	0	0	0	16
12	Mayes, Wes.....	*	2-6	0-0	1-2	3	3	6	3	5	2	2	0	1	29
22	Solomon, David.....	*	1-5	0-0	0-1	1	1	2	2	2	4	1	0	0	21
33	Brock, Jason.....	*	6-16	0-2	5-9	4	3	7	5	17	1	2	2	3	29
03	Mallernee, Rob.....		1-2	0-0	0-0	1	1	2	1	2	1	3	0	0	14
20	Wilson, Trent.....		0-0	0-0	0-0	0	0	0	0	0	0	0	0	0	0+
21	Slater, Josh.....		4-13	2-8	2-2	2	2	4	4	12	1	3	0	1	23
23	Hunt, Brad.....		0-0	0-0	0-0	0	0	0	0	0	0	0	0	0	1
	TEAM.....					2	2	4							
	Totals.....		17-52	5-16	9-15	14	17	31	20	48	10	14	2	5	160

TOTAL FG% 1st Half: 7-22 31.8% 2nd Half: 10-30 33.3% Game: 32.7% DEADB
3-Pt. FG% 1st Half: 1-6 16.7% 2nd Half: 4-10 40.0% Game: 31.3% REBS
F Throw % 1st Half: 4-7 57.1% 2nd Half: 5-8 62.5% Game: 60.0% 3

Officials: Butch Patterson, David Carter, Bryon Trentham
Technical fouls: Raleigh Egypt-None. David Lipscomb-None.
Attendance:

Score by Periods	1st	2nd	3rd	4th		Total
Raleigh Egypt.....	17	11	11	24	-	63
David Lipscomb.....	10	9	7	22	-	48

Newspaper Box Score
Raleigh Egypt vs David Lipscomb
03/18/05 2:00 p.m. at Murphy Center, Murfreesboro, Tenn.
At Murphy Center, Murfreesboro, Tenn.
RALEIGH EGYPT 63, DAVID LIPSCOMB 48
RALEIGH EGYPT (33-2)
Kinnard, Lawrence 7-11 2-4 16; Seay, Rico 5-9 4-5 15; Ingram, Vashon 5-8 0-0 11; Hunter, Marcus 2-4 1-3 5; Calhoun, Nathaniel 1-3 2-2 4; Edwards, Derrick 0-1 4-4 4; Brown, Larricus 1-3 0-0 2; Green, Tim 1-2 0-1 2; Miller, Maurice 0-2 2-2 2; Neal, Darius 1-1 0-0 2; Lacey, Jeremiah 0-1 0-2 0. Totals 23-45 15-23 63.
DAVID LIPSCOMB (25-10)
Brock, Jason 6-16 5-9 17; Slater, Josh 4-13 2-2 12; Pharr, Zach 3-7 1-1 10; Mayes, Wes 2-6 1-2 5; Solomon, David 1-5 0-1 2; Mallernee, Rob 1-2 0-0 2; James, Andrew 0-3 0-0 0. Totals 17-52 9-15 48.

Raleigh Egypt.....	17	11	11	24	-	63
David Lipscomb.....	10	9	7	22	-	48

3-point goals-Raleigh Egypt 2-5 (Seay, Rico 1-2; Ingram, Vashon 1-3), David Lipscomb 5-16 (Pharr, Zach 3-5; Slater, Josh 2-8; James, Andrew 0-1; Brock, Jason 0-2). Fouled out--Raleigh Egypt-None, David Lipscomb-Brock, Jason. Rebounds-Raleigh Egypt 33 (Brown, Larricus 7), David Lipscomb 31 (Brock, Jason 7). Assists-Raleigh Egypt 12 (Kinnard, Lawrence 4), David Lipscomb 10 (Solomon, David 4). Total fouls-Raleigh Egypt 16, David Lipscomb 20.

Play-By-Play
Raleigh Egypt vs David Lipscomb
03/18/05 2:00 p.m. at Murphy Center, Murfreesboro, Tenn.

1st PERIOD Play-by-Play (Page 1)

HOME TEAM: David Lipscomb	TIME	SCORE	MAR	VISITORS: Raleigh Egypt
	07:47	0-2	V 2	GOOD! JUMPER by Kinnard, Lawrence
MISSED JUMPER by Solomon, David	07:30			
	07:30			REBOUND (DEF) by Kinnard, Lawrence
	07:20			MISSED JUMPER by Brown, Larricus
REBOUND (DEF) by Mayes, Wes	07:20			
GOOD! LAYUP by Brock, Jason [PNT]	06:44	2-2	T 1	
ASSIST by Solomon, David	06:44			
	06:22			MISSED 3 PTR by Ingram, Vashon
REBOUND (DEF) by Brock, Jason	06:22			
GOOD! JUMPER by Brock, Jason [PNT]	05:40	4-2	H 2	
ASSIST by Mayes, Wes	05:40			
	05:40			FOUL by Ingram, Vashon
MISSED FT SHOT by Brock, Jason	05:40			
	05:40			REBOUND (DEF) by Ingram, Vashon
	05:29			TURNOVR by Seay, Rico
STEAL by Brock, Jason	05:28			
MISSED LAYUP by Brock, Jason	05:26			
	05:26			BLOCK by Seay, Rico
	05:24			REBOUND (DEF) by Brown, Larricus
	05:20	4-4	T 2	GOOD! JUMPER by Ingram, Vashon
	05:20			ASSIST by Seay, Rico
MISSED 3 PTR by Pharr, Zach	05:10			
REBOUND (OFF) by Slater, Josh	05:10			
MISSED JUMPER by Solomon, David	04:54			
	04:54			REBOUND (DEF) by Brown, Larricus
	04:48	4-6	V 2	GOOD! LAYUP by Seay, Rico [PNT]
	04:48			ASSIST by Kinnard, Lawrence
GOOD! LAYUP by Mayes, Wes [PNT]	04:19	6-6	T 3	
ASSIST by Solomon, David	04:19			
	04:04			MISSED JUMPER by Miller, Maurice
REBOUND (DEF) by Slater, Josh	04:04			
	04:03			FOUL by Ingram, Vashon
MISSED LAYUP by Brock, Jason	03:49			
	03:49			REBOUND (DEF) by Kinnard, Lawrence
	03:45			TURNOVR by Kinnard, Lawrence
MISSED JUMPER by James, Andrew	03:25			
	03:25			BLOCK by Brown, Larricus
REBOUND (OFF) by (TEAM)	03:25			
	03:16			FOUL by Miller, Maurice
GOOD! FT SHOT by Brock, Jason	03:16	7-6	H 1	
GOOD! FT SHOT by Brock, Jason	03:16	8-6	H 2	
	03:06	8-8	T 4	GOOD! JUMPER by Kinnard, Lawrence
	02:55			ASSIST by Green, Tim
MISSED JUMPER by Mayes, Wes	02:17			
	02:17			BLOCK by Kinnard, Lawrence
REBOUND (OFF) by Mayes, Wes	02:16			
MISSED JUMPER by Mayes, Wes	02:14			
	02:14			REBOUND (DEF) by Brown, Larricus
	02:00	8-10	V 2	GOOD! JUMPER by Kinnard, Lawrence
MISSED JUMPER by Slater, Josh	01:51			
	01:51			BLOCK by Brown, Larricus
REBOUND (OFF) by (TEAM)	01:51			
TURNOVR by Mayes, Wes	01:46			
	01:45			STEAL by Calhoun, Nathaniel
	01:43	8-12	V 4	GOOD! LAYUP by Seay, Rico [FB/PNT]
MISSED JUMPER by Pharr, Zach	01:29			
	01:29			REBOUND (DEF) by Green, Tim
	01:22	8-15	V 7	GOOD! 3 PTR by Seay, Rico
	01:22			ASSIST by Green, Tim
	01:04			FOUL by Calhoun, Nathaniel
MISSED FT SHOT by Brock, Jason	01:04			
REBOUND (OFF) by (DEADBALL)	01:04			
GOOD! FT SHOT by Brock, Jason	01:04	9-15	V 6	
	00:47			MISSED JUMPER by Seay, Rico
	00:47			REBOUND (OFF) by Kinnard, Lawrence
	00:43	9-17	V 8	GOOD! JUMPER by Kinnard, Lawrence [PNT]
FOUL by Brock, Jason	00:43			
	00:43			MISSED FT SHOT by Kinnard, Lawrence
REBOUND (DEF) by Pharr, Zach	00:43			

	00:07			FOUL by Green, Tim
MISSED FT SHOT by Mayes, Wes	00:07			
REBOUND (OFF) by (DEADBALL)	00:07			
GOOD! FT SHOT by Mayes, Wes	00:07	10-17	V 7	
	00:00			MISSED JUMPER by Seay, Rico
REBOUND (DEF) by Mallernee, Rob	00:00			

Raleigh Egypt 17, David Lipscomb 10

2nd PERIOD Play-by-Play (Page 1)

HOME TEAM: David Lipscomb	TIME	SCORE	MAR	VISITORS: Raleigh Egypt
GOOD! LAYUP by Brock, Jason [PNT]	07:38	12-17	V 5	
ASSIST by Mayes, Wes	07:38			
	07:20	12-19	V 7	GOOD! JUMPER by Hunter, Marcus
TURNOVR by Pharr, Zach	06:38			
	06:37			STEAL by Seay, Rico
	06:32			MISSED JUMPER by Green, Tim
BLOCK by Brock, Jason	06:32			
REBOUND (DEF) by Solomon, David	06:31			
MISSED 3 PTR by Brock, Jason	06:12			
	06:12			REBOUND (DEF) by Calhoun, Nathaniel
FOUL by James, Andrew	05:58			
	05:58			MISSED FT SHOT by Hunter, Marcus
	05:58			REBOUND (OFF) by (DEADBALL)
	05:58			MISSED FT SHOT by Hunter, Marcus
	05:58			REBOUND (OFF) by (DEADBALL)
	05:58	12-20	V 8	GOOD! FT SHOT by Hunter, Marcus
TURNOVR by Mallernee, Rob	05:47			
TIMEOUT 30sec	05:47			
	05:40			MISSED JUMPER by Hunter, Marcus
REBOUND (DEF) by Pharr, Zach	05:40			
MISSED 3 PTR by Slater, Josh	05:24			
	05:24			REBOUND (DEF) by (TEAM)
	05:11	12-22	V 10	GOOD! JUMPER by Calhoun, Nathaniel
FOUL by Mayes, Wes	04:30			
TURNOVR by Mayes, Wes	04:30			
	04:17			MISSED JUMPER by Kinnard, Lawrence
REBOUND (DEF) by Slater, Josh	04:17			
GOOD! JUMPER by Slater, Josh [PNT]	04:08	14-22	V 8	
	03:47			MISSED JUMPER by Miller, Maurice
	03:47			REBOUND (OFF) by Green, Tim
	03:44			TURNOVR by Green, Tim
STEAL by Brock, Jason	03:43			
GOOD! 3 PTR by Pharr, Zach	03:36	17-22	V 5	
ASSIST by Slater, Josh	03:36			
	03:31			TIMEOUT 30sec
	03:19	17-24	V 7	GOOD! JUMPER by Green, Tim
	03:19			ASSIST by Miller, Maurice
GOOD! LAYUP by Brock, Jason [PNT]	03:08	19-24	V 5	
ASSIST by Mallernee, Rob	03:08			
	02:51			MISSED JUMPER by Kinnard, Lawrence
	02:51			REBOUND (OFF) by Green, Tim
	02:45			TURNOVR by Miller, Maurice
MISSED 3 PTR by Slater, Josh	02:32			
REBOUND (OFF) by Mayes, Wes	02:32			
TURNOVR by Mallernee, Rob	02:24			
	02:23			STEAL by Ingram, Vashon
FOUL by Slater, Josh	02:08			
	01:52	19-26	V 7	GOOD! JUMPER by Kinnard, Lawrence
	01:46			FOUL by Miller, Maurice
MISSED JUMPER by Solomon, David	00:13			
	00:13			REBOUND (DEF) by Brown, Larricus
	00:05	19-28	V 9	GOOD! LAYUP by Seay, Rico [PNT]
FOUL by James, Andrew	00:05			
	00:05			MISSED FT SHOT by Seay, Rico
REBOUND (DEF) by Brock, Jason	00:05			
MISSED 3 PTR by Brock, Jason	00:00			
	00:00			REBOUND (DEF) by (TEAM)

Raleigh Egypt 28, David Lipscomb 19

3rd PERIOD Play-by-Play (Page 1)

HOME TEAM: David Lipscomb	TIME	SCORE	MAR	VISITORS: Raleigh Egypt

MISSED JUMPER by Brock, Jason	07:35			
	07:35			REBOUND (DEF) by Ingram, Vashon
	07:20			MISSED JUMPER by Brown, Larricus
REBOUND (DEF) by James, Andrew	07:20			
TURNOVR by Brock, Jason	07:02			
	07:02			STEAL by Ingram, Vashon
	06:48	19-30	V 11	GOOD! LAYUP by Ingram, Vashon [PNT]
	06:48			ASSIST by Kinnard, Lawrence
MISSED JUMPER by Mayes, Wes	06:23			
	06:23			REBOUND (DEF) by Brown, Larricus
	06:16			MISSED 3 PTR by Seay, Rico
REBOUND (DEF) by Pharr, Zach	06:16			
MISSED JUMPER by Pharr, Zach	06:07			
	06:07			REBOUND (DEF) by (TEAM)
	05:50			FOUL by Brown, Larricus
	05:50			TURNOVR by Brown, Larricus
GOOD! LAYUP by Brock, Jason [PNT]	05:39	21-30	V 9	
ASSIST by Solomon, David	05:39			
	05:20			TURNOVR by Brown, Larricus
STEAL by Brock, Jason	05:20			
TURNOVR by Pharr, Zach	05:02			
	04:58			STEAL by Brown, Larricus
	04:49			MISSED JUMPER by Kinnard, Lawrence
	04:49			REBOUND (OFF) by Brown, Larricus
	04:47	21-32	V 11	GOOD! JUMPER by Brown, Larricus [PNT]
TURNOVR by Pharr, Zach	04:33			
	04:32			STEAL by Seay, Rico
	04:27	21-34	V 13	GOOD! JUMPER by Kinnard, Lawrence [PNT]
MISSED 3 PTR by James, Andrew	04:14			
	04:14			REBOUND (DEF) by Ingram, Vashon
FOUL by Slater, Josh	04:09			
TIMEOUT TEAM	04:09			
	03:47			FOUL by Miller, Maurice
	03:47			TURNOVR by Miller, Maurice
GOOD! 3 PTR by Slater, Josh	03:24	24-34	V 10	
ASSIST by Brock, Jason	03:24			
	03:02			MISSED JUMPER by Kinnard, Lawrence
REBOUND (DEF) by (TEAM)	03:02			
MISSED JUMPER by Brock, Jason	02:39			
	02:39			BLOCK by Ingram, Vashon
	02:35			REBOUND (DEF) by Ingram, Vashon
FOUL by Slater, Josh	02:29			
	02:26	24-36	V 12	GOOD! LAYUP by Ingram, Vashon [PNT]
	02:26			ASSIST by Kinnard, Lawrence
MISSED JUMPER by Brock, Jason	02:14			
REBOUND (OFF) by Solomon, David	02:14			
GOOD! JUMPER by Solomon, David	02:11	26-36	V 10	
	01:52	26-39	V 13	GOOD! 3 PTR by Ingram, Vashon
	01:52			ASSIST by Seay, Rico
MISSED JUMPER by Brock, Jason	01:37			
	01:37			BLOCK by Kinnard, Lawrence
	01:36			REBOUND (DEF) by Calhoun, Nathaniel
	01:28			MISSED JUMPER by Hunter, Marcus
REBOUND (DEF) by (TEAM)	01:28			
	01:05			FOUL by Kinnard, Lawrence
	00:10			FOUL by Calhoun, Nathaniel
TURNOVR by Slater, Josh	00:03			

Raleigh Egypt 39, David Lipscomb 26

4th PERIOD Play-by-Play (Page 1)

HOME TEAM: David Lipscomb	TIME	SCORE	MAR	VISITORS: Raleigh Egypt
TURNOVR by Brock, Jason	07:48			
	07:32	26-41	V 15	GOOD! JUMPER by Hunter, Marcus
	07:32			ASSIST by Calhoun, Nathaniel
TURNOVR by Slater, Josh	07:17			
	07:16			STEAL by Seay, Rico
	07:13	26-43	V 17	GOOD! JUMPER by Seay, Rico
MISSED 3 PTR by Pharr, Zach	06:59			
REBOUND (OFF) by Brock, Jason	06:59			
MISSED JUMPER by Brock, Jason	06:56			
REBOUND (OFF) by Brock, Jason	06:56			
	06:54			FOUL by Ingram, Vashon
MISSED FT SHOT by Brock, Jason	06:54			

REBOUND (OFF) by (DEADBALL)	06:54			
MISSED FT SHOT by Brock, Jason	06:54			
	06:54			REBOUND (DEF) by Seay, Rico
	06:39			MISSED 3 PTR by Ingram, Vashon
	06:39			REBOUND (OFF) by Calhoun, Nathaniel
	06:36			MISSED LAYUP by Calhoun, Nathaniel
	06:36			REBOUND (OFF) by Seay, Rico
	06:33			MISSED JUMPER by Seay, Rico
REBOUND (DEF) by Pharr, Zach	06:33			
MISSED JUMPER by Solomon, David	06:18			
REBOUND (OFF) by Brock, Jason	06:18			
GOOD! JUMPER by Brock, Jason [PNT]	06:16	28-43	V 15	
	05:57			MISSED JUMPER by Ingram, Vashon
	05:57			REBOUND (OFF) by Hunter, Marcus
FOUL by Brock, Jason	05:42			
FOUL by Mallernee, Rob	05:41			
TIMEOUT TEAM	05:41			
	05:41	28-44	V 16	GOOD! FT SHOT by Calhoun, Nathaniel
	05:41	28-45	V 17	GOOD! FT SHOT by Calhoun, Nathaniel
MISSED 3 PTR by Slater, Josh	05:27			
	05:27			REBOUND (DEF) by Miller, Maurice
	05:23			TURNOVR by Miller, Maurice
MISSED JUMPER by Mallernee, Rob	05:18			
REBOUND (OFF) by Mallernee, Rob	05:18			
GOOD! JUMPER by Mallernee, Rob [PNT]	05:16	30-45	V 15	
	05:04			MISSED JUMPER by Calhoun, Nathaniel
BLOCK by Brock, Jason	05:04			
	05:01			REBOUND (OFF) by Calhoun, Nathaniel
	04:58			TURNOVR by Calhoun, Nathaniel
STEAL by Slater, Josh	04:58			
	04:50			FOUL by Calhoun, Nathaniel
GOOD! FT SHOT by Slater, Josh	04:50	31-45	V 14	
	04:36			TURNOVR by Miller, Maurice
MISSED 3 PTR by Slater, Josh	04:24			
REBOUND (OFF) by Brock, Jason	04:24			
	04:21			FOUL by Seay, Rico
GOOD! FT SHOT by Brock, Jason	04:21	32-45	V 13	
GOOD! FT SHOT by Brock, Jason	04:21	33-45	V 12	
FOUL by Brock, Jason	04:10			
	04:02	33-47	V 14	GOOD! JUMPER by Ingram, Vashon [PNT]
	04:02			ASSIST by Kinnard, Lawrence
MISSED JUMPER by Slater, Josh	03:47			
	03:47			BLOCK by Kinnard, Lawrence
	03:45			REBOUND (DEF) by Brown, Larricus
	03:24			TURNOVR by Kinnard, Lawrence
GOOD! LAYUP by Slater, Josh [PNT]	03:14	35-47	V 12	
	03:14			FOUL by Kinnard, Lawrence
GOOD! FT SHOT by Slater, Josh	03:14	36-47	V 11	
FOUL by Solomon, David	03:04			
FOUL by James, Andrew	03:00			
	03:00			MISSED FT SHOT by Green, Tim
REBOUND (DEF) by Mayes, Wes	03:00			
TURNOVR by Solomon, David	02:55			
	02:53			STEAL by Kinnard, Lawrence
	02:43	36-49	V 13	GOOD! LAYUP by Kinnard, Lawrence [PNT]
	02:43			ASSIST by Brown, Larricus
FOUL by Solomon, David	02:43			
	02:43			MISSED FT SHOT by Kinnard, Lawrence
REBOUND (DEF) by Brock, Jason	02:43			
MISSED LAYUP by Slater, Josh	02:32			
	02:32			BLOCK by Brown, Larricus
REBOUND (OFF) by Slater, Josh	02:30			
TURNOVR by Slater, Josh	02:27			
	02:26			STEAL by Miller, Maurice
FOUL by Pharr, Zach	02:24			
	02:24	36-50	V 14	GOOD! FT SHOT by Seay, Rico
	02:24	36-51	V 15	GOOD! FT SHOT by Seay, Rico
TURNOVR by Mallernee, Rob	02:05			
FOUL by Slater, Josh	02:04			
	02:04	36-52	V 16	GOOD! FT SHOT by Miller, Maurice
	02:04	36-53	V 17	GOOD! FT SHOT by Miller, Maurice
	02:04			FOUL by Seay, Rico
MISSED FT SHOT by Solomon, David	02:04			
	02:04			REBOUND (DEF) by Kinnard, Lawrence
FOUL by Mayes, Wes	02:00			
	02:00	36-54	V 18	GOOD! FT SHOT by Kinnard, Lawrence
	02:00	36-55	V 19	GOOD! FT SHOT by Kinnard, Lawrence
MISSED JUMPER by Brock, Jason	01:47			

	01:47			REBOUND (DEF) by Green, Tim
FOUL by Pharr, Zach	01:38			
	01:38	36-56	V 20	GOOD! FT SHOT by Seay, Rico
	01:38	36-57	V 21	GOOD! FT SHOT by Seay, Rico
GOOD! 3 PTR by Pharr, Zach	01:33	39-57	V 18	
ASSIST by Solomon, David	01:33			
	01:33			FOUL by Kinnard, Lawrence
GOOD! FT SHOT by Pharr, Zach	01:33	40-57	V 17	
	01:26			TURNOVR by Seay, Rico
STEAL by Mayes, Wes	01:25			
MISSED 3 PTR by Slater, Josh	01:23			
REBOUND (OFF) by Mayes, Wes	01:23			
GOOD! LAYUP by Mayes, Wes [PNT]	01:20	42-57	V 15	
TIMEOUT 30sec	01:15			
	01:11			MISSED JUMPER by Lacey, Jeremiah
	01:11			REBOUND (OFF) by (TEAM)
FOUL by Brock, Jason	01:03			
	01:03	42-58	V 16	GOOD! FT SHOT by Edwards, Derrick
	01:03	42-59	V 17	GOOD! FT SHOT by Edwards, Derrick
GOOD! 3 PTR by Pharr, Zach	00:49	45-59	V 14	
FOUL by Mayes, Wes	00:48			
	00:48	45-60	V 15	GOOD! FT SHOT by Edwards, Derrick
	00:48	45-61	V 16	GOOD! FT SHOT by Edwards, Derrick
	00:44			TURNOVR by Edwards, Derrick
GOOD! 3 PTR by Slater, Josh	00:37	48-61	V 13	
ASSIST by Pharr, Zach	00:37			
TIMEOUT TEAM	00:36			
FOUL by Brock, Jason	00:33			
	00:33			MISSED FT SHOT by Lacey, Jeremiah
	00:33			REBOUND (OFF) by (DEADBALL)
	00:33			MISSED FT SHOT by Lacey, Jeremiah
	00:33			REBOUND (OFF) by (DEADBALL)
	00:31			MISSED JUMPER by Edwards, Derrick
REBOUND (DEF) by Mayes, Wes	00:31			
MISSED 3 PTR by Slater, Josh	00:24			
	00:24			REBOUND (DEF) by Brown, Caleb
	00:17	48-63	V 15	GOOD! LAYUP by Neal, Darius [PNT]
	00:17			ASSIST by Williams, Trevor
MISSED JUMPER by Mayes, Wes	00:04			
	00:04			BLOCK by Edwards, Derrick
REBOUND (OFF) by James, Andrew	00:03			
MISSED JUMPER by James, Andrew	00:01			
	00:01			REBOUND (DEF) by (TEAM)

Raleigh Egypt 63, David Lipscomb 48

Official Basketball Box Score -- 1st Half
Raleigh Egypt vs David Lipscomb
03/18/05 2:00 p.m. at Murphy Center, Murfreesboro, Tenn.

VISITORS: Raleigh Egypt 33-2

##	Player Name		TOT-FG FG-FGA	3-PT FG-FGA	FT-FTA	REBOUNDS OF	DE	TOT	PF	TP	A	TO	BLK	S	MIN
01	Miller, Maurice.....	*	0-2	0-0	0-0	0	0	0	2	0	1	1	0	0	13
03	Seay, Rico.....	*	4-6	1-1	0-1	0	0	0	0	9	1	1	1	1	13
21	Kinnard, Lawrence...	*	5-7	0-0	0-1	1	2	3	0	10	1	1	1	0	13
33	Ingram, Vashon.....	*	1-2	0-1	0-0	0	1	1	2	2	0	0	0	1	7
43	Brown, Larricus.....	*	0-1	0-0	0-0	0	4	4	0	0	0	0	2	0	14
02	Brown, Caleb.....		0-0	0-0	0-0	0	0	0	0	0	0	0	0	0	0
11	Lacey, Jeremiah.....		0-0	0-0	0-0	0	0	0	0	0	0	0	0	0	0
13	Hunter, Marcus.....		1-2	0-0	1-3	0	0	0	0	3	0	0	0	0	5
15	Green, Tim.....		1-2	0-0	0-0	2	1	3	1	2	2	1	0	0	9
20	Neal, Darius.....		0-0	0-0	0-0	0	0	0	0	0	0	0	0	0	0
22	Calhoun, Nathaniel..		1-1	0-0	0-0	0	1	1	1	2	0	0	0	1	6
31	Williams, Trevor....		0-0	0-0	0-0	0	0	0	0	0	0	0	0	0	0
45	Edwards, Derrick....		0-0	0-0	0-0	0	0	0	0	0	0	0	0	0	0
	TEAM.....						2	2							
	Totals.....		13-23	1-2	1-5	3	11	14	6	28	5	4	4	3	80

TOTAL FG% 1st Half: 13-23 56.5%
3-Pt. FG% 1st Half: 1-2 50.0%
F Throw % 1st Half: 1-5 20.0%

HOME TEAM: David Lipscomb 25-10

##	Player Name		TOT-FG FG-FGA	3-PT FG-FGA	FT-FTA	REBOUNDS OF	DE	TOT	PF	TP	A	TO	BLK	S	MIN
02	Pharr, Zach.....	*	1-3	1-2	0-0	0	2	2	0	3	0	1	0	0	15
04	James, Andrew.....	*	0-1	0-0	0-0	0	0	0	2	0	0	0	0	0	8
12	Mayes, Wes.....	*	1-3	0-0	1-2	2	1	3	1	3	2	2	0	0	16
22	Solomon, David.....	*	0-3	0-0	0-0	0	1	1	0	0	2	0	0	0	11
33	Brock, Jason.....	*	4-8	0-2	3-5	0	2	2	1	11	0	0	1	2	15
03	Mallernee, Rob.....		0-0	0-0	0-0	0	1	1	0	0	1	2	0	0	6
20	Wilson, Trent.....		0-0	0-0	0-0	0	0	0	0	0	0	0	0	0	0+
21	Slater, Josh.....		1-4	0-2	0-0	1	2	3	1	2	1	0	0	0	9
23	Hunt, Brad.....		0-0	0-0	0-0	0	0	0	0	0	0	0	0	0	0+
	TEAM.....					2		2							
	Totals.....		7-22	1-6	4-7	5	9	14	5	19	6	5	1	2	80

TOTAL FG% 1st Half: 7-22 31.8%
3-Pt. FG% 1st Half: 1-6 16.7%
F Throw % 1st Half: 4-7 57.1%

Officials: Butch Patterson, David Carter, Bryon Trentham
Technical fouls: Raleigh Egypt-None. David Lipscomb-None.
Attendance:

Score by Periods	1st	2nd
Raleigh Egypt.....	17	11
David Lipscomb.....	10	9

Official Basketball Box Score -- 2nd Half
Raleigh Egypt vs David Lipscomb
03/18/05 2:00 p.m. at Murphy Center, Murfreesboro, Tenn.

VISITORS: Raleigh Egypt 33-2

##	Player Name		TOT-FG FG-FGA	3-PT FG-FGA	FT-FTA	REBOUNDS OF	DE	TOT	PF	TP	A	TO	BLK	S	MIN
01	Miller, Maurice.....	*	0-0	0-0	2-2	0	1	1	1	2	0	3	0	1	9
03	Seay, Rico.....	*	1-3	0-1	4-4	1	1	2	2	6	1	1	0	2	15
21	Kinnard, Lawrence...	*	2-4	0-0	2-3	0	1	1	3	6	3	1	2	1	15
33	Ingram, Vashon.....	*	4-6	1-2	0-0	0	3	3	1	9	0	0	1	1	13
43	Brown, Larricus.....	*	1-2	0-0	0-0	1	2	3	1	2	1	2	1	1	8
02	Brown, Caleb.....		0-0	0-0	0-0	0	1	1	0	0	0	0	0	0	1
11	Lacey, Jeremiah.....		0-1	0-0	0-2	0	0	0	0	0	0	0	0	0	1
13	Hunter, Marcus.....		1-2	0-0	0-0	1	0	1	0	2	0	0	0	0	6
15	Green, Tim.....		0-0	0-0	0-1	0	1	1	0	0	0	0	0	0	2
20	Neal, Darius.....		1-1	0-0	0-0	0	0	0	0	2	0	0	0	0	1
22	Calhoun, Nathaniel..		0-2	0-0	2-2	2	1	3	2	2	1	1	0	0	7
31	Williams, Trevor....		0-0	0-0	0-0	0	0	0	0	0	1	0	0	0	1
45	Edwards, Derrick....		0-1	0-0	4-4	0	0	0	0	4	0	1	1	0	1
	TEAM.....					1	2	3							
	Totals.....		10-22	1-3	14-18	6	13	19	10	35	7	9	5	6	80

TOTAL FG% 1st Half: 13-23 56.5% 2nd Half: 10-22 45.5% Game: 51.1%
3-Pt. FG% 1st Half: 1-2 50.0% 2nd Half: 1-3 33.3% Game: 40.0%
F Throw % 1st Half: 1-5 20.0% 2nd Half: 14-18 77.8% Game: 65.2%

HOME TEAM: David Lipscomb 25-10

##	Player Name		TOT-FG FG-FGA	3-PT FG-FGA	FT-FTA	REBOUNDS OF	DE	TOT	PF	TP	A	TO	BLK	S	MIN
02	Pharr, Zach.....	*	2-4	2-3	1-1	0	2	2	2	7	1	2	0	0	12
04	James, Andrew.....	*	0-2	0-1	0-0	1	1	2	1	0	0	0	0	0	8
12	Mayes, Wes.....	*	1-3	0-0	0-0	1	2	3	2	2	0	0	0	1	13
22	Solomon, David.....	*	1-2	0-0	0-1	1	0	1	2	2	2	1	0	0	10
33	Brock, Jason.....	*	2-8	0-0	2-4	4	1	5	4	6	1	2	1	1	14
03	Mallernee, Rob.....		1-2	0-0	0-0	1	0	1	1	2	0	1	0	0	8
20	Wilson, Trent.....		0-0	0-0	0-0	0	0	0	0	0	0	0	0	0	0
21	Slater, Josh.....		3-9	2-6	2-2	1	0	1	3	10	0	3	0	1	14
23	Hunt, Brad.....		0-0	0-0	0-0	0	0	0	0	0	0	0	0	0	1
	TEAM.....						2	2							
	Totals.....		10-30	4-10	5-8	9	8	17	15	29	4	9	1	3	80

TOTAL FG% 1st Half: 7-22 31.8% 2nd Half: 10-30 33.3% Game: 32.7%
3-Pt. FG% 1st Half: 1-6 16.7% 2nd Half: 4-10 40.0% Game: 31.3%
F Throw % 1st Half: 4-7 57.1% 2nd Half: 5-8 62.5% Game: 60.0%

Officials: Butch Patterson, David Carter, Bryon Trentham
Technical fouls: Raleigh Egypt-None. David Lipscomb-None.
Attendance:

Score by Periods	1st	2nd	3rd	4th
Raleigh Egypt.....	17	11	11	24
David Lipscomb.....	10	9	7	22

Raleigh Egypt vs David Lipscomb (03/18/05 - Period 4 00:00)

POINTS OFF TURNOVERS	1	2	3	4	-	Tot
Raleigh Egypt.....	2	2	6	10	-	20
David Lipscomb.....	2	3	5	13	-	23

POINTS IN PAINT	1	2	3	4	-	Tot
Raleigh Egypt.....	6	2	8	6	-	22
David Lipscomb.....	6	6	2	8	-	22

2ND CHANCE POINTS	1	2	3	4	-	Tot
Raleigh Egypt.....	2	0	2	4	-	8
David Lipscomb.....	2	0	2	8	-	12

FAST BREAK POINTS	1	2	3	4	-	Tot
Raleigh Egypt.....	2	0	0	0	-	2
David Lipscomb.....	0	0	0	0	-	0

BENCH POINTS	1	2	3	4	-	Tot
Raleigh Egypt.....	0	7	0	10	-	17
David Lipscomb.....	0	2	3	9	-	14

SCORE TIED BY	1	2	3	4	-	Tot
Raleigh Egypt.....	2	0	0	0	-	2
David Lipscomb.....	2	0	0	0	-	2

LEAD GAINED BY	1	2	3	4	-	Tot
Raleigh Egypt.....	2	0	0	0	-	2
David Lipscomb.....	2	0	0	0	-	2

2000 Class AA State Boys' Basketball Tournament

March 14 - March 18, 2000 · Murphy Center - MTSU - Murfreesboro, TN

Game 1
Thu. Mar. 16 11:00 AM

N. MLK (21-13)	65
Chattanooga Central (26-6)	49

Game 2
Thu. Mar. 16 12:45 PM

Austin-East (32-2)	89
Booker T. Washington (23-11)	80

Game 3
Thu. Mar. 16 2:00 PM

David Lipscomb (28-3)	64
Howard (23-13)	46

Game 4
Thu. Mar. 16 5:15 PM

Ridgeway (27-6)	42
Knoxville Fulton (27-8)	35

Game 5
Fri. Mar. 17 2:30 PM

N. MLK	58
Austin-East	64

Game 6
Fri. Mar. 17 5:15 PM

David Lipscomb	34
Ridgeway	41

Game 7
Sat. Mar. 18 5:00 PM

Austin-East	57
Ridgeway	66

Ridgeway
STATE CHAMPION

Official Basketball Box Score -- GAME TOTALS -- FINAL STATISTICS
Chattanooga Howard Tigers vs David Lipscomb Mustangs
03/16/00 2:00 PM at Murphy Center Murfreesboro, TN

VISITORS: Chattanooga Howard Tigers 23-13

##	Player Name		TOT-FG FG-FGA	3-PT FG-FGA	FT-FTA	REBOUNDS OF	DE	TOT	PF	TP	A	TO	BLK	S	MIN
11	Mason, Sir Lee.....	*	6-18	2-8	4-4	2	0	2	3	18	1	0	0	2	30
14	Smith, Jerome.....	*	0-6	0-4	1-2	2	1	3	4	1	2	3	0	2	25
23	McCauley, Kevin.....	*	4-11	0-3	4-4	0	1	1	3	12	3	2	0	3	28
33	Poole, Glenn.....	*	0-1	0-1	0-0	0	2	2	2	0	0	2	1	0	9
41	Hawkins, Ceasar.....	*	3-4	0-0	0-1	3	0	3	5	6	0	1	0	0	19
05	Harper, Ricky.....		1-2	1-1	0-0	1	2	3	0	3	1	2	1	0	11
10	Holloway, Carlton...		2-3	0-0	0-0	0	1	1	2	4	0	3	0	1	15
34	Johnson, Dominic....		1-4	0-0	0-0	2	2	4	2	2	0	0	0	0	14
50	McGee, Richard.....		0-1	0-0	0-0	1	1	2	0	0	2	0	0	0	9
	TEAM.....						1	1				1			
	Totals.....		17-50	3-17	9-11	11	11	22	21	46	9	14	2	8	160

TOTAL FG%	1st Half:	9-20	45.0%	2nd Half:	8-30	26.7%	Game: 34.0%	DEADB
3-Pt. FG%	1st Half:	1-8	12.5%	2nd Half:	2-9	22.2%	Game: 17.6%	REBS
F Throw %	1st Half:	0-0	0.0%	2nd Half:	9-11	81.8%	Game: 81.8%	0

HOME TEAM: David Lipscomb Mustangs 28-3

##	Player Name		TOT-FG FG-FGA	3-PT FG-FGA	FT-FTA	REBOUNDS OF	DE	TOT	PF	TP	A	TO	BLK	S	MIN
20	Wyatt, Andy.....	*	4-7	2-3	2-2	1	4	5	1	12	0	2	0	0	29
25	Tomlinson, Kyle.....	*	1-2	0-0	6-6	0	2	2	4	8	8	6	0	2	28
30	Simpson, Phillip....	*	2-4	0-0	4-4	0	2	2	2	8	7	2	0	0	28
32	Mays, Michael.....	*	7-10	0-0	2-8	2	5	7	2	16	1	3	0	0	28
44	McAlister, Jesse....	*	7-9	0-0	3-6	2	4	6	3	17	1	0	0	2	26
04	McCullough, Adam....		0-0	0-0	0-0	0	0	0	0	0	0	0	0	0	1
14	Moss, Ryan.....		0-0	0-0	0-0	1	0	1	0	0	2	0	0	0	5
22	Hillin, Houston.....		0-0	0-0	0-0	0	0	0	2	0	0	1	0	0	5
33	Flatt, Ethan.....		1-2	0-0	1-2	0	2	2	0	3	0	0	0	0	3
40	West, Adam.....		0-0	0-0	0-0	0	4	4	0	0	0	2	1	0	7
	TEAM.....						1	1							
	Totals.....		22-34	2-3	18-28	6	24	30	14	64	19	16	1	4	160

TOTAL FG%	1st Half:	15-22	68.2%	2nd Half:	7-12	58.3%	Game: 64.7%	DEADB
3-Pt. FG%	1st Half:	1-1	100 %	2nd Half:	1-2	50.0%	Game: 66.7%	REBS
F Throw %	1st Half:	2-6	33.3%	2nd Half:	16-22	72.7%	Game: 64.3%	5

Officials:
Technical fouls: Chattanooga Howard Tigers-None. David Lipscomb Mustangs-None.
Attendance:

Score by Periods	1st	2nd	3rd	4th		Total
Chattanooga Howard Tigers.....	8	11	4	23	-	46
David Lipscomb Mustangs.....	16	17	12	19	-	64

Official Basketball Box Score -- 1st Half
Chattanooga Howard Tigers vs David Lipscomb Mustangs
03/16/00 2:00 PM at Murphy Center Murfreesboro, TN

VISITORS: Chattanooga Howard Tigers

##	Player Name		TOT-FG FG-FGA	3-PT FG-FGA	FT-FTA	REBOUNDS OF	DE	TOT	PF	TP	A	TO	BLK	S	MIN
11	Mason, Sir Lee.....	*	2-7	0-3	0-0	0	0	0	1	4	1	0	0	1	14
14	Smith, Jerome.....	*	0-1	0-0	0-0	2	1	3	1	0	2	2	0	0	13
23	McCauley, Kevin.....	*	2-6	0-3	0-0	0	0	0	0	4	2	1	0	2	14
33	Poole, Glenn.....	*	0-1	0-1	0-0	0	0	0	2	0	0	1	0	0	3
41	Hawkins, Ceasar.....	*	1-1	0-0	0-0	1	0	1	1	2	0	0	0	0	12
05	Harper, Ricky.....		1-1	1-1	0-0	0	0	0	0	3	0	1	0	0	5
10	Holloway, Carlton...		2-2	0-0	0-0	0	1	1	1	4	0	2	0	0	10
34	Johnson, Dominic....		1-1	0-0	0-0	0	0	0	1	2	0	0	0	0	5
50	McGee, Richard.....		0-0	0-0	0-0	0	0	0	0	0	1	0	0	0	4
	TEAM.....						1	1				1			
	Totals.....		9-20	1-8	0-0	3	3	6	7	19	6	8	0	3	80

TOTAL FG% 1st Half: 9-20 45.0% 2nd Half: 0-0 0.0% Game: 45.0% DEADB
3-Pt. FG% 1st Half: 1-8 12.5% 2nd Half: 0-0 0.0% Game: 12.5% REBS
F Throw % 1st Half: 0-0 0.0% 2nd Half: 0-0 0.0% Game: 0.0% 0

HOME TEAM: David Lipscomb Mustangs

##	Player Name		TOT-FG FG-FGA	3-PT FG-FGA	FT-FTA	REBOUNDS OF	DE	TOT	PF	TP	A	TO	BLK	S	MIN
20	Wyatt, Andy.....	*	2-2	1-1	0-0	1	1	2	1	5	0	1	0	0	14
25	Tomlinson, Kyle.....	*	1-1	0-0	0-0	0	0	0	1	2	5	2	0	1	13
30	Simpson, Phillip....	*	1-3	0-0	0-0	0	1	1	0	2	5	1	0	0	14
32	Mays, Michael.....	*	3-6	0-0	1-4	2	1	3	0	7	1	0	0	0	14
44	McAlister, Jesse....	*	7-9	0-0	1-2	2	3	5	1	15	0	0	0	1	13
04	McCullough, Adam....		0-0	0-0	0-0	0	0	0	0	0	0	0	0	0	0+
14	Moss, Ryan.....		0-0	0-0	0-0	1	0	1	0	0	2	0	0	0	4
22	Hillin, Houston.....		0-0	0-0	0-0	0	0	0	1	0	0	1	0	0	3
33	Flatt, Ethan.....		1-1	0-0	0-0	0	0	0	0	2	0	0	0	0	1
40	West, Adam.....		0-0	0-0	0-0	0	1	1	0	0	0	1	0	0	4
	TEAM.....						1	1							
	Totals.....		15-22	1-1	2-6	6	8	14	4	33	13	6	0	2	80

TOTAL FG% 1st Half: 15-22 68.2% 2nd Half: 0-0 0.0% Game: 68.2% DEADB
3-Pt. FG% 1st Half: 1-1 100 % 2nd Half: 0-0 0.0% Game: 100 % REBS
F Throw % 1st Half: 2-6 33.3% 2nd Half: 0-0 0.0% Game: 33.3% 2

Officials:
Technical fouls: Chattanooga Howard Tigers-None. David Lipscomb Mustangs-None.
Attendance:

Score by Periods	1st	2nd		Total
Chattanooga Howard Tigers.....	8	11	-	19
David Lipscomb Mustangs.....	16	17	-	33

Official Basketball Box Score -- GAME TOTALS -- FINAL STATISTICS
Ridgeway High Roadrunners vs David Lipscomb Mustangs
03/17/00 5:15 PM at Murphy Center Murfreesboro, TN

VISITORS: Ridgeway High Roadrunners 29-6

##	Player Name		TOT-FG FG-FGA	3-PT FG-FGA	FT-FTA	REBOUNDS OF	DE	TOT	PF	TP	A	TO	BLK	S	MIN
23	Henning, Adrian.....	*	6-8	2-3	0-0	1	0	1	3	14	3	0	2	3	28
25	McLeod, Josef.....	*	1-2	0-0	0-0	1	0	1	2	2	1	4	1	5	32
30	Byars, Derrick.....	*	3-7	0-2	1-4	0	1	1	3	7	2	4	0	2	28
33	Crenshaw, Donzel....	*	5-6	1-2	2-5	1	2	3	1	13	2	3	0	3	32
50	Henderson, Willie...	*	1-1	0-0	0-0	0	1	1	1	2	0	1	0	0	14
22	Mitchell, Shawn.....		1-1	1-1	0-0	0	0	0	0	3	1	0	0	0	6
34	Bradford, Steve.....		0-2	0-0	0-1	0	0	0	1	0	2	0	0	1	20
	TEAM.....					1	1	2							
	Totals.....		17-27	4-8	3-10	4	5	9	11	41	11	12	3	14	160

TOTAL FG% 1st Half:	12-20	60.0%	2nd Half:	5-7	71.4%	Game: 63.0%	DEADB
3-Pt. FG% 1st Half:	4-8	50.0%	2nd Half:	0-0	0.0%	Game: 50.0%	REBS
F Throw % 1st Half:	0-1	0.0%	2nd Half:	3-9	33.3%	Game: 30.0%	3

HOME TEAM: David Lipscomb Mustangs 29-4

##	Player Name		TOT-FG FG-FGA	3-PT FG-FGA	FT-FTA	REBOUNDS OF	DE	TOT	PF	TP	A	TO	BLK	S	MIN
20	Wyatt, Andy.....	*	1-5	0-3	0-0	1	1	2	4	2	3	5	0	0	29
25	Tomlinson, Kyle.....	*	1-5	1-3	6-6	2	1	3	1	9	1	5	0	0	30
30	Simpson, Phillip....	*	1-2	0-0	0-0	1	0	1	4	2	3	2	0	1	29
32	Mays, Michael.....	*	3-6	0-2	3-3	1	5	6	3	9	0	4	0	0	31
44	McAlister, Jesse....	*	6-7	0-0	0-0	5	1	6	1	12	0	0	0	1	30
14	Moss, Ryan.....		0-0	0-0	0-0	0	0	0	0	0	0	0	0	1	4
22	Hillin, Houston.....		0-2	0-1	0-0	0	1	1	1	0	0	1	0	0	4
33	Flatt, Ethan.....		0-0	0-0	0-0	0	0	0	0	0	0	0	0	0	0+
40	West, Adam.....		0-0	0-0	0-0	0	0	0	0	0	0	0	0	0	2
	TEAM.....						1	1							
	Totals.....		12-27	1-9	9-9	10	10	20	14	34	7	17	0	3	159

TOTAL FG% 1st Half:	8-15	53.3%	2nd Half:	4-12	33.3%	Game: 44.4%	DEADB
3-Pt. FG% 1st Half:	0-3	0.0%	2nd Half:	1-6	16.7%	Game: 11.1%	REBS
F Throw % 1st Half:	9-9	100 %	2nd Half:	0-0	0.0%	Game: 100 %	0

Officials:
Technical fouls: Ridgeway High Roadrunners-None. David Lipscomb Mustangs-None.
Attendance:

Score by Periods	1st	2nd	3rd	4th		Total
Ridgeway High Roadrunners.....	12	16	2	11	-	41
David Lipscomb Mustangs.....	10	15	2	7	-	34

Official Basketball Box Score -- 1st Half
Ridgeway High Roadrunners vs David Lipscomb Mustangs
03/17/00 5:15 PM at Murphy Center Murfreesboro, TN

VISITORS: Ridgeway High Roadrunners

##	Player Name		TOT-FG FG-FGA	3-PT FG-FGA	FT-FTA	REBOUNDS OF	DE	TOT	PF	TP	A	TO	BLK	S	MIN
23	Henning, Adrian.....	*	4-6	2-3	0-0	1	0	1	3	10	2	0	1	3	12
25	McLeod, Josef.....	*	1-2	0-0	0-0	1	0	1	0	2	0	3	0	2	16
30	Byars, Derrick.....	*	0-4	0-2	0-0	0	0	0	3	0	2	3	0	1	12
33	Crenshaw, Donzel....	*	5-6	1-2	0-1	1	1	2	1	11	2	1	0	1	16
50	Henderson, Willie...	*	1-1	0-0	0-0	0	1	1	1	2	0	1	0	0	14
22	Mitchell, Shawn.....		1-1	1-1	0-0	0	0	0	0	3	1	0	0	0	6
34	Bradford, Steve.....		0-0	0-0	0-0	0	0	0	1	0	0	0	0	0	4
	TEAM.....					1		1							
	Totals.....		12-20	4-8	0-1	4	2	6	9	28	7	8	1	7	80

TOTAL FG% 1st Half:	12-20	60.0%	2nd Half:	0-0	0.0%	Game: 60.0%	DEADB
3-Pt. FG% 1st Half:	4-8	50.0%	2nd Half:	0-0	0.0%	Game: 50.0%	REBS
F Throw % 1st Half:	0-1	0.0%	2nd Half:	0-0	0.0%	Game: 0.0%	0

HOME TEAM: David Lipscomb Mustangs

##	Player Name		TOT-FG FG-FGA	3-PT FG-FGA	FT-FTA	REBOUNDS OF	DE	TOT	PF	TP	A	TO	BLK	S	MIN
20	Wyatt, Andy.....	*	0-4	0-3	0-0	1	0	1	0	0	2	4	0	0	14
25	Tomlinson, Kyle.....	*	0-1	0-0	6-6	0	0	0	1	6	1	3	0	0	14
30	Simpson, Phillip....	*	1-1	0-0	0-0	0	0	0	2	2	2	1	0	0	14
32	Mays, Michael.....	*	2-3	0-0	3-3	1	4	5	1	7	0	1	0	0	16
44	McAlister, Jesse....	*	5-6	0-0	0-0	3	0	3	0	10	0	0	0	1	14
14	Moss, Ryan.....		0-0	0-0	0-0	0	0	0	0	0	0	0	0	1	3
22	Hillin, Houston.....		0-0	0-0	0-0	0	0	0	0	0	0	0	0	0	3
33	Flatt, Ethan.....		0-0	0-0	0-0	0	0	0	0	0	0	0	0	0	0+
40	West, Adam.....		0-0	0-0	0-0	0	0	0	0	0	0	0	0	0	2
	TEAM.....						1	1							
	Totals.....		8-15	0-3	9-9	5	5	10	4	25	5	9	0	2	80

TOTAL FG% 1st Half:	8-15	53.3%	2nd Half:	0-0	0.0%	Game: 53.3%	DEADB
3-Pt. FG% 1st Half:	0-3	0.0%	2nd Half:	0-0	0.0%	Game: 0.0%	REBS
F Throw % 1st Half:	9-9	100 %	2nd Half:	0-0	0.0%	Game: 100 %	0

Officials:
Technical fouls: Ridgeway High Roadrunners-None. David Lipscomb Mustangs-None.
Attendance:

Score by Periods	1st	2nd		Total
Ridgeway High Roadrunners.....	12	16	-	28
David Lipscomb Mustangs.....	10	15	-	25

1996 Class AA State Boys' Basketball Tournament

March 13 - March 16, 1996 · Murphy Center - MTSU - Murfreesboro, TN



010

OFFICIAL NCAA BASKETBALL BOX SCORE — Site: Murfreesboro, Tenn.

David Lipscomb High School (19-14) — Date: March 13, 1996

	DLHS (VISITORS)		Total FG	Total AT	3-Pts FG	3-Pts AT	FT	AT	Rebounds OF	DF	To	PF	TP	A	TO	BK	ST	MN
20	Semanchik, Ryan	f	6	6	1	1	1	3	1	2	3	3	14	2	2	0	0	27
22	Roller, Ryan	f	0	1	0	0	2	2	2	3	5	1	2	2	1	0	0	22
55	Puckett, Leland	c	7	8	0	0	3	4	0	0	0	3	17	1	1	0	0	20
12	Nesbitt, Larry	g	2	5	1	3	0	0	0	2	2	0	5	1	2	0	2	29
14	Wilkerson, Wesley	g	7	12	0	0	3	3	4	10	14	3	17	6	4	0	2	29
32	Dodd, Josh		1	1	0	0	0	0	1	0	1	0	2	0	0	0	0	5
33	Hunt, David		2	7	1	4	1	2	0	3	3	2	6	2	2	0	0	21
54	Stephens, Aaron		0	0	0	0	0	0	0	0	0	0	0	0	0	1	0	7
04	Betts, Brad		--	--	--	--	--	--	--	--	--	--	--	--	--	--	--	DNP
23	Neelley, Ryan		--	--	--	--	--	--	--	--	--	--	--	--	--	--	--	DNP
24	Williams, Jeremy		--	--	--	--	--	--	--	--	--	--	--	--	--	--	--	DNP
43	Bennett, Lee		--	--	--	--	--	--	--	--	--	--	--	--	--	--	--	DNP
50	Church, Bryan		--	--	--	--	--	--	--	--	--	--	--	--	--	--	--	DNP
	Team Totals								0	0	0				0			
	TOTALS		25	40	3	8	10	15	8	21	29	12	63	14	12	1	4	160

Deadball Rebounds: 1, 0: 1

Tot FG %:	1st Half: 12-19	.632	2nd Half: 13-21	.619	Game:	.625
3-Pt FG %:	1st Half: 2- 5	.400	2nd Half: 1- 3	.333	Game:	.375
FT % :	1st Half: 5- 6	.833	2nd Half: 5- 9	.556	Game:	.667

Chattanooga Phoenix III (25-10)

	CPHS (HOME)		Total FG	Total AT	3-Pts FG	3-Pts AT	FT	AT	Rebounds OF	DF	To	PF	TP	A	TO	BK	ST	MN
32	Sills, Sterland	f	3	7	0	0	0	0	7	2	9	2	6	3	2	0	0	24
40	Glover, Travis	f	1	7	0	2	1	2	1	4	5	2	3	1	4	0	0	32-
50	Elder, Lebron	c	4	6	0	0	0	1	2	2	4	3	8	1	1	0	1	25
10	Harper, Idris	g	3	9	0	4	1	1	0	1	1	3	7	1	3	0	3	30
30	Beasley, Kevin	g	5	11	2	6	0	0	0	0	0	1	12	2	0	0	1	24
12	Hickman, Dewayne		0	1	0	1	0	0	0	1	1	0	0	0	0	0	0	4
34	Garner, Eric		5	8	0	1	1	2	0	1	1	3	11	1	0	0	2	18
54	Green, Nelson		0	0	0	0	0	0	0	0	0	1	0	0	0	0	0	2
14	Mason, Leroy		--	--	--	--	--	--	--	--	--	--	--	--	--	--	--	DNP
20	Reid, Mark		--	--	--	--	--	--	--	--	--	--	--	--	--	--	--	DNP
24	Shabazz, Rheem		--	--	--	--	--	--	--	--	--	--	--	--	--	--	--	DNP
	Team Totals								0	0	0				0			
	TOTALS		21	49	2	14	3	6	10	11	21	15	47	10	10	0	7	160

Deadball Rebounds: 0, 0: 0

Tot FG %:	1st Half: 11-27	.407	2nd Half: 10-22	.455	Game:	.429
3-Pt FG %:	1st Half: 1- 8	.125	2nd Half: 1- 6	.167	Game:	.143
FT % :	1st Half: 1- 1	1.000	2nd Half: 2- 5	.400	Game:	.500

	1st	2nd	OT	OT	Tot
DLHS	31	32			63
CPHS	24	23			47

OFFICIALS: Jim Macon, David Reese, Larry Bray

Technical Fouls: none

Attendance: TBA

Comments: 1996 TSSAA Class AA Quarterfinals

Score by quarters

DLHS	15	16	19	13
CPHS	10	14	12	14

010

OFFICIAL NCAA BASKETBALL BOX SCORE - FIRST HALF

David Lipscomb High School — Date: March 13, 1996

DLHS (VISITORS)			Total FG	Total AT	3-Pts FG	3-Pts AT	FT	AT	Rebounds OF	DF	To	PF	TP	A	TO	BK	ST	MN
20	Semanchik, Ryan	f	2	2	1	1	0	0	0	1	1	1	5	1	1	0	0	13
22	Roller, Ryan	f	0	1	0	0	2	2	2	3	5	0	2	1	0	0	0	13
55	Puckett, Leland	c	6	6	0	0	3	4	0	0	0	2	15	1	1	0	0	12
12	Nesbitt, Larry	g	1	2	1	2	0	0	0	0	0	0	3	0	1	0	1	13
14	Wilkerson, Wesley	g	2	4	0	0	0	0	1	4	5	1	4	5	2	0	1	14
4	Betts, Brad		0	0	0	0	0	0	0	0	0	0	0	0	0	0	0	--
23	Neelley, Ryan		0	0	0	0	0	0	0	0	0	0	0	0	0	0	0	--
24	Williams, Jeremy		0	0	0	0	0	0	0	0	0	0	0	0	0	0	0	--
32	Dodd, Josh		0	0	0	0	0	0	0	0	0	0	0	0	0	0	0	2
33	Hunt, David		1	4	0	2	0	0	0	1	1	1	2	2	2	0	0	10
43	Bennett, Lee		0	0	0	0	0	0	0	0	0	0	0	0	0	0	0	--
50	Church, Bryan		0	0	0	0	0	0	0	0	0	0	0	0	0	0	0	--
54	Stephens, Aaron		0	0	0	0	0	0	0	0	0	0	0	0	0	1	0	3
	Team Totals								0	0	0				0			
	TOTALS		12	19	2	5	5	6	3	9	12	5	31	10	7	1	2	80

Deadball Rebounds: 1, 0: 1

Tot FG %: 1st Half: 12-19 .632
3-Pt FG %: 1st Half: 2- 5 .400
FT % : 1st Half: 5- 6 .833

Chattanooga Phoenix III

CPHS (HOME)			Total FG	Total AT	3-Pts FG	3-Pts AT	FT	AT	Rebounds OF	DF	To	PF	TP	A	TO	BK	ST	MN
32	Sills, Sterland	f	2	5	0	0	0	0	6	1	7	1	4	0	0	0	0	10
40	Glover, Travis	f	1	3	0	0	0	0	0	1	1	1	2	0	3	0	0	16
50	Elder, Lebron	c	2	4	0	0	0	0	1	1	2	2	4	1	1	0	1	15
10	Harper, Idris	g	2	6	0	3	1	1	0	1	1	1	5	1	2	0	2	15
30	Beasley, Kevin	g	2	6	1	4	0	0	0	0	0	0	5	2	0	0	0	11
12	Hickman, Dewayne		0	1	0	1	0	0	0	0	0	0	0	0	0	0	0	4
14	Mason, Leroy		0	0	0	0	0	0	0	0	0	0	0	0	0	0	0	--
20	Reid, Mark		0	0	0	0	0	0	0	0	0	0	0	0	0	0	0	--
24	Shabazz, Rheem		0	0	0	0	0	0	0	0	0	0	0	0	0	0	0	--
34	Garner, Eric		2	2	0	0	0	0	0	0	0	1	4	1	0	0	1	9
54	Green, Nelson		0	0	0	0	0	0	0	0	0	0	0	0	0	0	0	--
	Team Totals								0	0	0				0			
	TOTALS		11	27	1	8	1	1	7	4	11	6	24	5	6	0	4	80

Deadball Rebounds: 0, 0: 0

Tot FG %: 1st Half: 11-27 .407
3-Pt FG %: 1st Half: 1- 8 .125
FT % : 1st Half: 1- 1 1.000

	1st	2nd	OT	OT	Tot
DLHS	31				31
CPHS	24				24

OFFICIALS: Jim Macon, David Reese, Larry Bray
Technical Fouls:
Attendance: TBA
Comments: 1996 TSSAA Class AA Quarterfinals

Score by quarters

DLHS 15 16
CPHS 10 14

010

OFFICIAL NCAA BASKETBALL BOX SCORE — Site: Murfreesboro, Tenn.

David Lipscomb High School (19-15) — Date: March 15, 1996

DLHS (VISITORS)			Total FG	Total AT	3-Pts FG	3-Pts AT	FT	FT AT	Rebounds OF	Rebounds DF	Rebounds To	PF	TP	A	TO	BK	ST	MN
20	Semanchik, Ryan	f	1	6	0	4	0	0	0	3	3	1	2	5	1	1	0	27
22	Roller, Ryan	f	0	1	0	1	0	0	0	1	1	3	0	2	4	0	4	18
55	Puckett, Leland	c	5	7	0	0	0	0	1	2	3	3	10	0	2	0	1	24
12	Nesbitt, Larry	g	1	8	1	7	1	2	1	1	2	3	4	0	0	0	0	29
14	Wilkerson, Wesley	g	7	10	1	2	0	0	3	4	7	4	15	4	2	0	2	30
32	Dodd, Josh		1	1	0	0	0	0	1	1	2	1	2	0	0	0	0	6
33	Hunt, David		3	7	3	5	0	0	1	1	2	4	9	1	4	0	0	24
54	Stephens, Aaron		0	0	0	0	0	0	0	0	0	0	0	0	1	0	0	4
04	Betts, Brad		--	--	--	--	--	--	--	--	--	--	--	--	--	--	--	DNP
23	Neelley, Ryan		--	--	--	--	--	--	--	--	--	--	--	--	--	--	--	DNP
24	Williams, Jeremy		--	--	--	--	--	--	--	--	--	--	--	--	--	--	--	DNP
40	Horne, Brant		--	--	--	--	--	--	--	--	--	--	--	--	--	--	--	DNP
43	Bennett, Lee		--	--	--	--	--	--	--	--	--	--	--	--	--	--	--	DNP
50	Church, Bryan		--	--	--	--	--	--	--	--	--	--	--	--	--	--	--	DNP
	Team Totals								0	0	0				1			
	TOTALS		18	40	5	19	1	2	7	13	20	19	42	12	15	1	7	161

Deadball Rebounds: 0, 2: 2

Tot FG %:	1st Half:	9-18	.500	2nd Half:	9-22	.409	Game: .450
3-Pt FG %:	1st Half:	3- 8	.375	2nd Half:	2-11	.182	Game: .263
FT % :	1st Half:	0- 0	.000	2nd Half:	1- 2	.500	Game: .500

Fulton High School (29-3)

FHS (HOME)			Total FG	Total AT	3-Pts FG	3-Pts AT	FT	FT AT	Rebounds OF	Rebounds DF	Rebounds To	PF	TP	A	TO	BK	ST	MN
32	Austin, Wayne	f	1	3	1	3	0	0	1	2	3	1	3	2	1	0	0	28
40	Zimmerman. John	f	5	7	2	3	3	5	0	2	2	3	15	0	1	1	2	27
50	Jones, Matt	c	2	2	0	0	0	0	1	0	1	2	4	0	0	0	1	20
20	Turner, Juan	g	2	4	0	0	1	2	2	2	4	2	5	1	3	0	0	21
30	Wiley, Chris	g	7	12	0	0	5	7	2	6	8	2	19	5	4	0	5	32
10	Earles, Colby		0	1	0	1	3	8	1	3	4	3	3	1	3	0	1	14
24	Wood, Ricky		0	1	0	1	0	0	0	0	0	0	0	0	1	0	0	6
44	Hodge, DeJuan		1	2	0	0	0	0	1	0	1	0	2	0	0	0	1	12
14	Cooper, Brandon		--	--	--	--	--	--	--	--	--	--	--	--	--	--	--	DNP
22	Stanger, Marshall		--	--	--	--	--	--	--	--	--	--	--	--	--	--	--	DNP
34	Longmire, Jason		--	--	--	--	--	--	--	--	--	--	--	--	--	--	--	DNP
42	Dobson, Carlos		--	--	--	--	--	--	--	--	--	--	--	--	--	--	--	DNP
	Team Totals								0	1	1				1			
	TOTALS		18	32	3	8	12	22	8	16	24	13	51	9	14	1	10	160

Deadball Rebounds: 1, 0: 1

Tot FG %:	1st Half:	6-16	.375	2nd Half:	12-16	.750	Game: .563
3-Pt FG %:	1st Half:	1- 3	.333	2nd Half:	2- 5	.400	Game: .375
FT % :	1st Half:	2- 3	.667	2nd Half:	10-19	.526	Game: .545

	1st	2nd	OT	OT	Tot
DLHS	21	21			42
FHS	15	36			51
DLHS	11	10	8	13	
FHS	9	6	16	20	

OFFICIALS: John Macon, David Reese, Phillip Cox

Technical Fouls: none

Attendance: TBA

Comments: 1996 TSSAA Class AA Semifinals

010

OFFICIAL NCAA BASKETBALL BOX SCORE - FIRST HALF

David Lipscomb High School

Date: March 15, 1996

DLHS (VISITORS)			Total FG	Total AT	3-Pts FG	3-Pts AT	FT	FT AT	Rebounds OF	Rebounds DF	Rebounds To	PF	TP	A	TO	BK	ST	MN
20	Semanchik, Ryan	f	0	3	0	2	0	0	0	1	1	0	0	5	1	1	0	13
22	Roller, Ryan	f	0	0	0	0	0	0	0	1	1	0	0	1	1	0	4	8
55	Puckett, Leland	c	2	4	0	0	0	0	0	1	1	1	4	0	1	0	1	13
12	Nesbitt, Larry	g	1	3	1	3	0	0	0	1	1	0	3	0	0	0	0	14
14	Wilkerson, Wesley	g	4	4	0	0	0	0	1	2	3	2	8	3	0	0	0	14
4	Betts, Brad		0	0	0	0	0	0	0	0	0	0	0	0	0	0	0	--
23	Neelley, Ryan		0	0	0	0	0	0	0	0	0	0	0	0	0	0	0	--
24	Williams, Jeremy		0	0	0	0	0	0	0	0	0	0	0	0	0	0	0	--
32	Dodd, Josh		0	0	0	0	0	0	0	0	0	1	0	0	0	0	0	3
33	Hunt, David		2	4	2	3	0	0	1	0	1	0	6	0	1	0	0	13
40	Horne, Brant		0	0	0	0	0	0	0	0	0	0	0	0	0	0	0	--
43	Bennett, Lee		0	0	0	0	0	0	0	0	0	0	0	0	0	0	0	--
50	Church, Bryan		0	0	0	0	0	0	0	0	0	0	0	0	0	0	0	--
54	Stephens, Aaron		0	0	0	0	0	0	0	0	0	0	0	0	1	0	0	3
	Team Totals								0	0	0				0			
	TOTALS		9	18	3	8	0	0	2	6	8	4	21	9	5	1	5	81

Deadball Rebounds: 0, 1: 1

Tot FG %: 1st Half: 9-18 .500
3-Pt FG %: 1st Half: 3- 8 .375
FT % : 1st Half: 0- 0 .000

Fulton High School

FHS (HOME)			Total FG	Total AT	3-Pts FG	3-Pts AT	FT	FT AT	Rebounds OF	Rebounds DF	Rebounds To	PF	TP	A	TO	BK	ST	MN
32	Austin, Wayne	f	1	2	1	2	0	0	0	2	2	1	3	1	1	0	0	15
40	Zimmerman, John	f	1	2	0	0	2	3	0	0	0	0	4	0	0	0	1	13
50	Jones, Matt	c	1	1	0	0	0	0	1	0	1	1	2	0	0	0	0	8
20	Turner, Juan	g	1	2	0	0	0	0	1	2	3	2	2	1	1	0	0	10
30	Wiley, Chris	g	1	6	0	0	0	0	1	2	3	1	2	2	1	0	1	16
10	Earles, Colby		0	1	0	1	0	0	0	0	0	0	0	0	2	0	0	4
14	Cooper, Brandon		0	0	0	0	0	0	0	0	0	0	0	0	0	0	0	--
22	Stanger, Marshall		0	0	0	0	0	0	0	0	0	0	0	0	0	0	0	--
24	Wood, Ricky		0	0	0	0	0	0	0	0	0	0	0	0	1	0	0	5
34	Longmire, Jason		0	0	0	0	0	0	0	0	0	0	0	0	0	0	0	--
42	Dobson, Carlos		0	0	0	0	0	0	0	0	0	0	0	0	0	0	0	--
44	Hodge, DeJuan		1	2	0	0	0	0	1	0	1	0	2	0	0	0	1	9
	Team Totals								0	1	1				0			
	TOTALS		6	16	1	3	2	3	4	7	11	5	15	4	6	0	3	80

Deadball Rebounds: 0, 0: 0

Tot FG %: 1st Half: 6-16 .375
3-Pt FG %: 1st Half: 1- 3 .333
FT % : 1st Half: 2- 3 .667

	1st	2nd	OT	OT	Tot
DLHS	21				21
FHS	15				15

DLHS 11 10
FHS 9 6

OFFICIALS: John Macon, David Reese, Phillip Cox
Technical Fouls:
Attendance: TBA
Comments: 1996 TSSAA Class AA Semifinals

1995 Class AA State Boys' Basketball Tournament

March 15 - March 18, 1995 · Murphy Center - MTSU - Murfreesboro, TN

Game 1
Wed. Mar. 15 7:00 PM

Frayser (26-8)	63
Knoxville Fulton (21-10)	58

Game 2
Wed. Mar. 15 8:45 PM

Sweetwater (33-2)	80
Union City (27-7)	53

Game 3
Thu. Mar. 16 11:00 AM

Harriman (28-3)	76
Austin-East (26-8)	65

Game 4
Thu. Mar. 16 12:45 PM

David Lipscomb (27-5)	79
Giles Co. (29-1)	67

Game 5
Fri. Mar. 17 2:30 PM

Frayser	65
Sweetwater	77

Game 6
Fri. Mar. 17 5:15 PM

Harriman	84
David Lipscomb	67

Game 7
Sat. Mar. 18 5:00 PM

Sweetwater	59
Harriman	65

Harriman
STATE CHAMPION

010

OFFICIAL NCAA BASKETBALL BOX SCORE — Site: MURFREESBORO, TENN.

GILES COUNTY HIGH SCHOOL (29-2) — Date: March 16, 1995

	GCHS (VISITORS)		Total FG	Total AT	3-Pts FG	3-Pts AT	FT	FT AT	Rebounds OF	Rebounds DF	Rebounds To	PF	TP	A	TO	BK	ST	MN
14	SMITH, JONATHAN	f	4	6	0	1	0	0	1	0	1	2	8	0	0	0	0	17
24	MARKS, TIMMY	f	7	16	0	4	1	2	5	2	7	4	15	2	5	0	4	27
50	MORRIS, GERALD	c	4	9	0	2	0	0	3	3	6	4	8	2	2	2	1	31
32	PIPKINS, MIKE	g	6	13	6	13	3	3	0	1	1	3	21	4	1	0	1	32-
34	COLEMAN, RASHUN	g	4	12	2	3	1	1	4	4	8	4	11	2	2	1	0	32-
44	RANDOLPH, CURTIS		2	5	0	1	0	0	2	1	3	2	4	2	2	0	2	21
00	PARKER, JOHN		--	--	--	--	--	--	--	--	--	--	--	--	--	--	--	DNP
10	BROWN, REGGIE		0	1	0	0	0	0	0	0	0	0	0	0	0	0	0	0+
21	REYNOLDS, TRAVIS		0	0	0	0	0	0	0	0	0	0	0	0	0	0	0	0+
30	RANDOLPH, GERALD		0	0	0	0	0	0	0	0	0	0	0	0	0	0	0	0+
42	BEETS, DARRELL		--	--	--	--	--	--	--	--	--	--	--	--	--	--	--	DNP
52	ANGUS, JAMES		--	--	--	--	--	--	--	--	--	--	--	--	--	--	--	DNP
54	WITT, BRANDON		--	--	--	--	--	--	--	--	--	--	--	--	--	--	--	DNP
	Team Totals								1	0	1				0			
	TOTALS		27	62	8	24	5	6	16	11	27	19	67	12	12	3	8	160

Deadball Rebounds: 0, 0: 0

Tot FG %:	1st Half:	16-30	.533	2nd Half: 11-32	.344	Game: .435
3-Pt FG %:	1st Half:	5- 9	.556	2nd Half: 3-15	.200	Game: .333
FT % :	1st Half:	0- 0	.000	2nd Half: 5- 6	.833	Game: .833

DAVID LIPSCOMB HIGH SCHOOL (28-5)

	DLHS (HOME)		Total FG	Total AT	3-Pts FG	3-Pts AT	FT	FT AT	Rebounds OF	Rebounds DF	Rebounds To	PF	TP	A	TO	BK	ST	MN
14	WILKERSON, WESLEY	f	7	9	2	3	7	9	0	2	2	1	23	8	3	1	4	30
20	SEMANCHIK, RYAN	f	0	1	0	1	0	0	0	3	3	0	0	0	1	0	0	23
51	SIMMONS, OLIVER	c	18	21	0	0	4	5	5	8	13	1	40	0	2	1	1	31
12	NESBITT, LARRY	g	2	4	0	1	0	0	0	3	3	0	4	2	3	0	1	23
24	SMITH, GABE	g	0	3	0	1	0	0	0	2	2	2	0	2	3	0	0	30
33	HUNT, DAVID		2	3	1	2	4	5	0	1	1	2	9	1	2	0	2	16
50	HALL, JIMMY		0	1	0	0	0	0	1	0	1	0	0	0	0	0	0	5
54	ROBERTS, EVERETT		1	1	1	1	0	0	0	0	0	0	3	0	0	0	0	2
55	PUCKETT, LELAND		0	0	0	0	0	0	0	0	0	0	0	0	0	0	0	1
4	BETTS, BRAD		0	0	0	0	0	0	0	0	0	0	0	0	0	0	0	0+
22	ROLLER, RYAN		--	--	--	--	--	--	--	--	--	--	--	--	--	--	--	DNP
23	CHURCH, BRYAN		--	--	--	--	--	--	--	--	--	--	--	--	--	--	--	DNP
32	DODD, JOSH		0	0	0	0	0	0	0	0	0	0	0	0	0	0	0	0+
40	HORNE, BRANT		0	0	0	0	0	0	0	0	0	0	0	0	0	0	0	0+
	Team Totals								0	1	1				0			
	TOTALS		30	43	4	9	15	19	6	20	26	6	79	13	14	2	8	160

Deadball Rebounds: 0, 0: 0

Tot FG %:	1st Half:	16-24	.667	2nd Half: 14-19	.737	Game: .698
3-Pt FG %:	1st Half:	2- 5	.400	2nd Half: 2- 4	.500	Game: .444
FT % :	1st Half:	1- 1	1.000	2nd Half: 14-18	.778	Game: .789

	1st	2nd	OT	OT	Tot
GCHS	37	30			67
DLHS	35	44			79

OFFICIALS: KEVIN CASE, JERRY CARPERNTER, TOM STINNETT

Technical Fouls: none

Attendance: TBA

Comments: TSSAA AA QUARTERFINALS

	1	2	3	4
GC	22	15	11	19
DL	17	18	12	32

01

CURRENT STATS - HALFTIME CompuSTATS / San Diego,CA (619)296-7834

GILES COUNTY HIGH SCHOOL Date: March 16, 1995

	GCHS (VISITORS)		FG	AT	FG	AT	FT	AT	OF	DF	To	PF	TP	A	TO	BK	ST	MN
			Total-3-pts						Rebounds									
14	SMITH,JONATHAN	f	3	3	0	0	0	0	0	0	0	0	6	0	0	0	0	9
24	MARKS,TIMMY	f	3	9*	0	1	0	0	2	1	3	1	6	2*	2*	0	4*	16
50	MORRIS,GERALD	c	4*	7	0	1	0	0	3*	1	4*	0	8	1	0	1*	0	16
32	PIPKINS,MIKE	g	4*	5	4*	5*	0	0	0	0	0	0	12*<	2*	1	0	0	16
34	COLEMAN,RASHUN	g	2	6	1	2	0	0	2	2*	4*	2*	5	0	0	1*	0	16
00	PARKER,JOHN		0	0	0	0	0	0	0	0	0	0	0	0	0	0	0	0
10	BROWN,REGGIE		0	0	0	0	0	0	0	0	0	0	0	0	0	0	0	0
21	REYNOLDS,TRAVIS		0	0	0	0	0	0	0	0	0	0	0	0	0	0	0	0
30	RANDOLPH,GERALD		0	0	0	0	0	0	0	0	0	0	0	0	0	0	0	0
42	BEETS,DARRELL		0	0	0	0	0	0	0	0	0	0	0	0	0	0	0	0
44	RANDOLPH,CURTIS		0	0	0	0	0	0	0	0	0	0	0	2*	1	0	0	7
52	ANGUS,JAMES		0	0	0	0	0	0	0	0	0	0	0	0	0	0	0	0
54	WITT,BRANDON		0	0	0	0	0	0	0	0	0	0	0	0	0	0	0	0
	Team Totals								0	0	0				4			
	TOTALS		16	30	5	9	0	0	7	4	11	3	37	7	4	2	4	80

Deadball Rebounds: 0, 0: 0

Tot FG %:	1st Half:	16-30	.533	2nd Half:	0- 0	.000	Game:	.533
3-Pt FG %:	1st Half:	5- 9	.556	2nd Half:	0- 0	.000	Game:	.556
FT % :	1st Half:	0- 0	.000	2nd Half:	0- 0	.000	Game:	.000

DAVID LIPSCOMB HIGH SCHOOL

	DLHS (HOME)		FG	AT	FG	AT	FT	AT	OF	DF	To	PF	TP	A	TO	BK	ST	MN
			Total-3-Pts						Rebounds									
14	WILKERSON,WESLEY	f	3	3	1*	1*	0	0	0	0	0	0	7	3*	3*	1*	1*	14
20	SEMANCHIK,RYAN	f	0	1	0	1*	0	0	0	2*	2	0	0	0	0	0	0	12
51	SIMMONS,OLIVER	c	11*	13*	0	0	1*	1*	3*	2*	5*	1*	23*<	0	1	0	1*	15
12	NESBITT,LARRY	g	1	3	0	1*	0	0	0	2*	2	0	2	2	1	0	1*	13
24	SMITH,GABE	g	0	2	0	1*	0	0	0	1	1	1*	0	2	3*	0	0	14
04	BETTS,BRAD		0	0	0	0	0	0	0	0	0	0	0	0	0	0	0	0
22	ROLLER,RYAN		0	0	0	0	0	0	0	0	0	0	0	0	0	0	0	0
23	CHURCH,BRYAN		0	0	0	0	0	0	0	0	0	0	0	0	0	0	0	0
32	DODD,JOSH		0	0	0	0	0	0	0	0	0	0	0	0	0	0	0	0
33	HUNT,DAVID		0	0	0	0	0	0	0	0	0	0	0	1	0	0	0	5
40	HORNE,BRANT		0	0	0	0	0	0	0	0	0	0	0	0	0	0	0	0
50	HALL,JIMMY		0	1	0	0	0	0	1	0	1	0	0	0	0	0	0	4
54	ROBERTS,EVERETT		1	1	1*	1*	0	0	0	0	0	0	3	0	0	0	0	2
55	PUCKETT,LELAND		0	0	0	0	0	0	0	0	0	0	0	0	0	0	0	1
	Team Totals								0	0	0				8			
	TOTALS		16	24	2	5	1	1	4	7	11	2	35	8	8	1	3	80

Deadball Rebounds: 0, 0: 0

Tot FG %:	1st Half:	16-24	.667	2nd Half:	0- 0	.000	Game:	.667
3-Pt FG %:	1st Half:	2- 5	.400	2nd Half:	0- 0	.000	Game:	.400
FT % :	1st Half:	1- 1	1.000	2nd Half:	0- 0	.000	Game:	1.000

* - Denotes high in that category

DLHS: largest lead: 2 No. of leads: 2
GCHS: largest lead: 6 No. of leads: 2

Lead Changes: 0 No. of Ties: 3

	1	2
GCHS	22	13
DLHS	17	20

010

OFFICIAL NCAA BASKETBALL BOX SCORE — Site: MURFREESBORO, TENNESSEE

DAVID LIPSCOMB HIGH SCHOOL (28-6) — Date: March 17, 1995

	DLHS (VISITORS)		Total FG	Total AT	3-Pts FG	3-Pts AT	FT	FT AT	Rebounds OF	Rebounds DF	Rebounds To	PF	TP	A	TO	BK	ST	MN
14	WILKERSON, WESLEY	f	6	14	5	9	0	0	6	2	8	3	17	4	0	0	0	30
20	SEMANCHIK, RYAN	f	1	2	0	0	0	0	0	2	2	3	2	0	2	0	0	17
51	SIMMONS, OLIVER	c	12	18	0	0	1	2	7	7	14	3	25	1	0	2	1	32-
12	NESBITT, LARRY	g	3	12	2	11	0	0	0	1	1	3	8	3	2	0	1	27
24	SMITH, GABE	g	1	6	1	3	0	0	3	2	5	4	3	3	4	0	0	23
33	HUNT, DAVID		4	12	2	8	0	0	1	0	1	4	10	3	0	0	0	22
50	HALL, JIMMY		1	2	0	0	0	0	1	1	2	1	2	0	0	0	0	6
54	ROBERTS, EVERETT		0	0	0	0	0	0	0	1	1	1	0	1	0	0	0	2
04	BETTS, BRAD		--	--	--	--	--	--	--	--	--	--	--	--	--	--	--	DNP
22	ROLLER, RYAN		--	--	--	--	--	--	--	--	--	--	--	--	--	--	--	DNP
23	CHURCH, BRYAN		0	0	0	0	0	0	0	0	0	0	0	0	0	0	0	0+
32	DODD, JOSH		--	--	--	--	--	--	--	--	--	--	--	--	--	--	--	DNP
40	HORNE, BRANT		--	--	--	--	--	--	--	--	--	--	--	--	--	--	--	DNP
55	PUCKETT, LELAND		--	--	--	--	--	--	--	--	--	--	--	--	--	--	--	DNP
	Team Totals								0	0	0				0			
	TOTALS		28	68	10	32	1	2	18	17	35	23	67	15	8	2	2	160

Deadball Rebounds: 0, 0: 0

Tot FG %:	1st Half: 11-26	.423	2nd Half: 17-42	.405	Game:	.412
3-Pt FG %:	1st Half: 4- 9	.444	2nd Half: 6-23	.261	Game:	.313
FT % :	1st Half: 0- 0	.000	2nd Half: 1- 2	.500	Game:	.500

HARRIMAN HIGH SCHOOL (30-3)

	HHS (HOME)		Total FG	Total AT	3-Pts FG	3-Pts AT	FT	FT AT	Rebounds OF	Rebounds DF	Rebounds To	PF	TP	A	TO	BK	ST	MN
24	HALL, SHANE	f	6	10	0	0	6	9	6	6	12	1	18	3	0	0	2	32-
34	COPELAND, JEREMAINE	f	11	17	3	6	1	3	1	3	4	3	26	7	0	0	2	32-
32	HOLMES, CEDRICK	c	7	10	0	0	6	7	3	7	10	2	20	0	1	1	0	30
4	BOYD, MARC	g	4	7	1	3	3	6	0	3	3	1	12	11	2	0	1	32-
10	TILLEY, BRENT	g	2	6	2	4	0	0	1	1	2	0	6	0	0	0	0	20
40	LOVE, GREG		1	1	0	0	0	0	1	0	1	3	2	3	0	0	0	13
05	BALCOM, DONALD		--	--	--	--	--	--	--	--	--	--	--	--	--	--	--	DNP
12	GOINS, DANIEL		--	--	--	--	--	--	--	--	--	--	--	--	--	--	--	DNP
20	PHILLIPS, BOBBY		--	--	--	--	--	--	--	--	--	--	--	--	--	--	--	DNP
22	JENKINS, CORY		0	0	0	0	0	0	0	2	2	0	0	0	1	0	0	0+
30	DAUGHERTY, MITCHELL		--	--	--	--	--	--	--	--	--	--	--	--	--	--	--	DNP
44	PICKELL, TRAVIS		--	--	--	--	--	--	--	--	--	--	--	--	--	--	--	DNP
	Team Totals								0	0	0				0			
	TOTALS		31	51	6	13	16	26	12	23	35	10	84	24	4	1	5	160

Deadball Rebounds: 1, 0: 1

Tot FG %:	1st Half: 13-24	.542	2nd Half: 18-27	.667	Game:	.608
3-Pt FG %:	1st Half: 2- 7	.286	2nd Half: 4- 6	.667	Game:	.462
FT % :	1st Half: 5- 8	.625	2nd Half: 11-18	.611	Game:	.615

	1st	2nd	OT	OT	Tot
DLHS	26	41			67
HHS	33	51			84

OFFICIALS: DOUG SEALS, STEVE NIXON, LYNN GRIFFITH

Technical Fouls: none

Attendance: TBA

Comments: TSSAA AA SEMIFINALS

	1	2	3	4	FINAL
David Lipscomb	14	12	19	22	67
Harriman	13	26	24	27	84

01

CURRENT STATS - HALFTIME CompuSTATS / San Diego,CA (619)296-7834

DAVID LIPSCOMB HIGH SCHOOL Date: March 17, 1995

	DLHS (VISITORS)		FG	AT	FG	AT	FT	AT	OF	DF	To	PF	TP	A	TO	BK	ST	MN
			Total-3-pts						Rebounds									
14	WILKERSON,WESLEY	f	2	3	2*	3*	0	0	2*	0	2	2*	6	3*	0	0	0	15
20	SEMANCHIK,RYAN	f	0	1	0	0	0	0	0	1	1	1	0	0	0	0	0	10
51	SIMMONS,OLIVER	c	5*	11*	0	0	0	0	2*	5*	7*	1	10*<	1	0	1*	0	16
12	NESBITT,LARRY	g	2	3	1	2	0	0	0	0	0	0	5	2	1	0	0	13
24	SMITH,GABE	g	0	3	0	2	0	0	0	1	1	1	0	1	2*	0	0	12
04	BETTS,BRAD		0	0	0	0	0	0	0	0	0	0	0	0	0	0	0	0
22	ROLLER,RYAN		0	0	0	0	0	0	0	0	0	0	0	0	0	0	0	0
23	CHURCH,BRYAN		0	0	0	0	0	0	0	0	0	0	0	0	0	0	0	0
32	DODD,JOSH		0	0	0	0	0	0	0	0	0	0	0	0	0	0	0	0
33	HUNT,DAVID		1	3	1	2	0	0	0	0	0	0	3	2	0	0	0	8
40	HORNE,BRANT		0	0	0	0	0	0	0	0	0	0	0	0	0	0	0	0
50	HALL,JIMMY		1	2	0	0	0	0	1	0	1	1	2	0	0	0	0	5
54	ROBERTS,EVERETT		0	0	0	0	0	0	0	0	0	1	0	1	0	0	0	1
55	PUCKETT,LELAND		0	0	0	0	0	0	0	0	0	0	0	0	0	0	0	0
	Team Totals								0	0	0				3			
	TOTALS		11	26	4	9	0	0	5	7	12	7	26	10	3	1	0	80

Deadball Rebounds: 0, 0: 0

Tot FG %:	1st Half:	11-26	.423	2nd Half:	0- 0	.000	Game: .423
3-Pt FG %:	1st Half:	4- 9	.444	2nd Half:	0- 0	.000	Game: .444
FT % :	1st Half:	0- 0	.000	2nd Half:	0- 0	.000	Game: .000

HARRIMAN HIGH SCHOOL

	HHS (HOME)		FG	AT	FG	AT	FT	AT	OF	DF	To	PF	TP	A	TO	BK	ST	MN
			Total-3-Pts						Rebounds									
24	HALL,SHANE	f	1	3	0	0	4*	6*	3*	3	6*	0	6	1	0	0	0	16
34	COPELAND,JEREMAINE	f	4*	7*	1*	3*	0	0	1	0	1	2*	9*<	4*	0	0	0	16
32	HOLMES,CEDRICK	c	3	3	0	0	0	0	1	5*	6*	2*	6	0	1*	0	0	14
04	BOYD,MARC	g	3	5	0	1	1	2	0	1	1	0	7	2	0	0	1*	16
10	TILLEY,BRENT	g	1	5	1*	3*	0	0	1	1	2	0	3	0	0	0	0	16
05	BALCOM,DONALD		0	0	0	0	0	0	0	0	0	0	0	0	0	0	0	0
12	GOINS,DANIEL		0	0	0	0	0	0	0	0	0	0	0	0	0	0	0	0
20	PHILLIPS,BOBBY		0	0	0	0	0	0	0	0	0	0	0	0	0	0	0	0
22	JENKINS,CORY		0	0	0	0	0	0	0	0	0	0	0	0	0	0	0	0
30	DAUGHERTY,MITCHELL		0	0	0	0	0	0	0	0	0	0	0	0	0	0	0	0
40	LOVE,GREG		1	1	0	0	0	0	0	0	0	0	2	0	0	0	0	2
44	PICKELL,TRAVIS		0	0	0	0	0	0	0	0	0	0	0	0	0	0	0	0
	Team Totals								0	0	0				1			
	TOTALS		13	24	2	7	5	8	6	10	16	4	33	7	1	0	1	80

Deadball Rebounds: 1, 0: 1

Tot FG %:	1st Half:	13-24	.542	2nd Half:	0- 0	.000	Game: .542
3-Pt FG %:	1st Half:	2- 7	.286	2nd Half:	0- 0	.000	Game: .286
FT % :	1st Half:	5- 8	.625	2nd Half:	0- 0	.000	Game: .625

* - Denotes high in that category

HHS : largest lead: 12 No. of leads: 1
DLHS: largest lead: 5 No. of leads: 4

Lead Changes: 1 No. of Ties: 3

	1	2
Lipscomb	14	12
Harriman	13	20

1993 Class AA State Boys' Basketball Tournament

March 17 - March 20, 1993 · Murphy Center - MTSU - Murfreesboro, TN

Game 1
Wed. Mar. 17 7:00 PM

Sweetwater (28-5)	59
Giles Co. (24-7)	56

Game 2
Wed. Mar. 17 8:45 PM

Union City (27-5)	55
Chuckey-Doak (24-8)	41

Game 3
Thu. Mar. 18 11:00 AM

David Lipscomb (29-4)	52
Kingsbury (28-4)	45

Game 4
Thu. Mar. 18 12:45 PM

Howard (33-1)	76
Alcoa (31-1)	52

Game 5
Fri. Mar. 19 2:30 PM

Sweetwater	58
Union City	57

Game 6
Fri. Mar. 19 5:15 PM

David Lipscomb	60
Howard	57

Game 7
Sat. Mar. 20 6:00 PM

Sweetwater	54
David Lipscomb	73

David Lipscomb
STATE CHAMPION

OFFICIAL NCAA BASKETBALL BOX SCORE 03-17-93 MURFREESBORO
Licensed To: Middle Tennessee FINAL BOX

VISITORS: KINGSBURY 28-5

NO	PLAYER	FG	FGA	3P	3PA	FT	FTA	OR	DR	TOT	PF	PTS	A	TO	BLK	S	MIN
10	DETRICK GOLDEN	1	8	0	2	0	0	0	1	1	4	2	2	4	0	0	26
13	J.D. ROSS	4	13	2	7	0	0	1	1	2	2	10	0	2	0	1	30
25	MONTRELL JONES	10	17	2	5	3	4	6	2	8	4	25	2	5	0	0	31
33	CLARENCE SAUNDERS	1	2	0	0	0	0	3	1	4	2	2	0	2	0	0	19
34	ZACHARY BRIGHT	2	3	0	0	0	2	2	4	6	2	4	1	0	0	1	19
20	TAURUS HENDERSON	DNP- CC															
31	CHRIS COLEMAN	DNP- CC															
14	REESICO LEWIS	0	0	0	0	0	0	0	0	0	1	0	0	0	0	0	5
24	MARVIN NELSON	DNP- CC															
12	MARLON ROLAND	DNP- CC															
22	DAVID BROOKS	0	2	0	2	0	0	0	0	0	1	0	0	0	0	0	9
40	DERRICK DAVIS	DNP- CC															
30	ANTWAN WILLIS	1	4	0	0	0	0	1	2	3	4	2	0	1	0	1	21
42	ANTONIO WILLIS	0	0	0	0	0	0	0	0	0	0	0	0	0	0	0	0
	TEAM							0	0	0				0			
	TOTALS	19	49	4	16	3	6	13	11	24	20	45	5	14	0	3	160

TOTAL FG %	1st Half	36.4	2nd Half	40.7	OT	Game	38.8	DEADBALL
3 PT FG %	1st Half	50.0	2nd Half	21.4	OT	Game	25.0	REBOUNDS 2
FT %	1st Half	0.0	2nd Half	50.0	OT	Game	50.0	

HOME: DAVID LIPSCOMB 30-4

NO	PLAYER	FG	FGA	3P	3PA	FT	FTA	OR	DR	TOT	PF	PTS	A	TO	BLK	S	MIN
12	SHANE BURTON	0	0	0	0	6	8	0	2	2	2	6	2	3	0	0	18
22	JEFF HUNTER	4	7	4	7	4	4	1	1	2	2	16	1	3	0	0	21
23	ZAC STARK	2	6	1	4	8	8	0	4	4	2	13	0	6	0	0	29
24	JOSH BOSTIC	0	3	0	2	3	4	0	1	1	1	3	6	6	0	1	31
51	OLIVER SIMMONS	7	9	0	0	0	0	1	9	10	1	14	0	1	2	0	20
50	JIMMY HALL	0	1	0	0	0	0	0	0	0	0	0	0	0	0	0	12
32	TOMMY HOLLIDAY	DNP- CC															
40	JOHN BORNSTEIN	0	1	0	0	0	0	0	0	0	0	0	0	0	0	1	3
33	MIKE KNOTT	DNP- CC															
52	LELAND PUCKETT	DNP- CC															
54	EVERETT ROBERTS	DNP- CC															
20	RYAN SEMANCHIK	0	0	0	0	0	0	0	0	0	0	0	0	0	0	0	11
55	BRANDON GLASS	DNP- CC															
33	GRANT SMOTHERS	DNP- CC															
14	FRANKLIN BENNETT	DNP- CC															
30	WESLEY WILKERSON	0	0	0	0	0	0	0	1	1	0	0	0	0	0	0	15
	TEAM							1	0	1				0			
	TOTALS	13	27	5	13	21	24	3	18	21	8	52	9	19	2	2	160

TOTAL FG %	1st Half	35.7	2nd Half	61.5	OT	Game	48.1	DEADBALL
3 PT FG %	1st Half	28.6	2nd Half	50.0	OT	Game	38.5	REBOUNDS 3
FT %	1st Half	75.0	2nd Half	90.0	OT	Game	87.5	

Technical Fouls: 1
Attendance: TBA

OFFICIALS
#0- ANTINIO PETTY
#0- ROY DILL
#0- PETE NORVILLE

SCORE BY PERIODS	1	2	OT	OT	OT	FINAL
KINGSBURY	17	28				45
DAVID LIPSCOMB	15	37				52

	1	2	3	4	Final
Kingsbury	10	7	6	22	45
David Lipscomb	13	2	17	20	52

TECHNICAL FOULS:

INDIVIDUAL:
KINGSBURY (1) 3:59 2nd BROOKS
DAVID: NONE MB

This report has been produced by STATMAN II (tm) 3.00.FWC
Copyright (c) 1991 NBA Properties, Inc. All Rights Reserved.

OFFICIAL NCAA BASKETBALL BOX SCORE 03-17-93 MURFREESBORO
Licensed To: Middle Tennessee

FIRST HALF

VISITORS: KINGSBURY

NO	PLAYER	FG	FGA	3P	3PA	FT	FTA	OR	DR	TOT	PF	PTS	A	TO	BLK	S	MIN
10	DETRICK GOLDEN	0	5	0	0	0	0	0	1	1	2	0	1	4	0	0	16
13	J.D. ROSS	1	3	0	0	0	0	0	0	0	0	2	0	1	0	0	14
25	MONTRELL JONES	5	9	1	2	0	0	2	0	2	0	11	1	0	0	0	15
33	CLARENCE SAUNDERS	1	2	0	0	0	0	2	1	3	0	2	0	0	0	0	11
34	ZACHARY BRIGHT	0	0	0	0	0	0	0	3	3	0	0	0	0	0	0	5
20	TAURUS HENDERSON	DNP-															
31	CHRIS COLEMAN	DNP-															
14	REESICO LEWIS	0	0	0	0	0	0	0	0	0	0	0	0	0	0	0	5
24	MARVIN NELSON	DNP-															
12	MARLON ROLAND	DNP-															
22	DAVID BROOKS	0	0	0	0	0	0	0	0	0	0	0	0	0	0	0	3
40	DERRICK DAVIS	DNP-															
30	ANTWAN WILLIS	1	3	0	0	0	0	1	1	2	2	2	0	0	0	0	11
42	ANTONIO WILLIS	DNP-															
	TEAM							0	0	0				0			
	TOTALS	8	22	1	2	0	0	5	6	11	4	17	2	5	0	0	80

TOTAL FG % 1st Half	36.4	2nd Half	OT	Game	36.4	DEADBALL	
3 PT FG % 1st Half	50.0	2nd Half	OT	Game	50.0	REBOUNDS	0
FT % 1st Half	0.0	2nd Half	OT	Game	0.0		

HOME: DAVID LIPSCOMB

NO	PLAYER	FG	FGA	3P	3PA	FT	FTA	OR	DR	TOT	PF	PTS	A	TO	BLK	S	MIN
12	SHANE BURTON	0	0	0	0	1	2	0	1	1	1	1	0	1	0	0	3
22	JEFF HUNTER	2	5	2	5	2	2	1	0	1	0	8	0	1	0	0	5
23	ZAC STARK	0	1	0	1	0	0	0	1	1	1	0	0	4	0	0	14
24	JOSH BOSTIC	0	2	0	1	0	0	0	0	0	0	0	4	2	0	0	16
51	OLIVER SIMMONS	3	5	0	0	0	0	1	6	7	0	6	0	1	1	0	5
50	JIMMY HALL	0	0	0	0	0	0	0	0	0	0	0	0	0	0	0	11
32	TOMMY HOLLIDAY	DNP-															
40	JOHN BORNSTEIN	0	1	0	0	0	0	0	0	0	0	0	0	0	0	1	2
33	MIKE KNOTT	DNP-															
32	LELAND PUCKETT	DNP-															
54	EVERETT ROBERTS	DNP-															
20	RYAN SEMANCHIK	0	0	0	0	0	0	0	0	0	0	0	0	0	0	0	11
55	BRANDON GLASS	DNP-															
33	GRANT SMOTHERS	DNP-															
14	FRANKLIN BENNETT	DNP-															
30	WESLEY WILKERSON	0	0	0	0	0	0	0	1	1	0	0	0	0	0	0	13
	TEAM							1	0	1				0			
	TOTALS	5	14	2	7	3	4	3	9	12	2	15	4	9	1	1	80

TOTAL FG % 1st Half	35.7	2nd Half	OT	Game	35.7	DEADBALL	
3 PT FG % 1st Half	28.6	2nd Half	OT	Game	28.6	REBOUNDS	1
FT % 1st Half	75.0	2nd Half	OT	Game	75.0		

echnical Fouls: 0
ttendance:

FFICIALS
O- ANTINIO PETTY
O- ROY DILL
O- PETE NORVILLE

SCORE BY PERIODS	1	2	OT	OT	OT	FINAL
KINGSBURY	17					17
DAVID LIPSCOMB	15					15

ECHNICAL FOULS:

	1	2	
Lipscomb	13	2	15
Kingsbury	10	7	17

NDIVIDUAL:
INGSBURY: NONE
AVID: NONE MB

This report has been produced by STATMAN II (tm) 3.00.FWC
Copyright (c) 1991 NBA Properties, Inc. All Rights Reserved.

OFFICIAL NCAA BASKETBALL BOX SCORE 03-19-93 MURFREESBORO
Licensed To: Middle Tennessee

FINAL BOX

VISITORS: HOWARD 29-2

NO	PLAYER	FG	FGA	3P	3PA	FT	FTA	OR	DR	TOT	PF	PTS	A	TO	BLK	S	MIN
11	EDRICK SMITH	5	8	0	0	0	1	3	3	6	0	10	4	7	0	1	25
15	ANTHONY SMITH	5	13	3	7	2	5	3	1	4	3	15	1	1	0	3	27
20	KEITH BRIDGES	2	11	0	3	2	2	1	3	4	2	6	0	1	0	0	28
41	LARRY PENN	6	11	0	0	3	4	3	9	12	0	15	1	4	0	5	28
44	DARREL HODGE	2	2	0	0	1	1	0	0	0	4	5	0	0	0	1	17
24	DAMOUS McCOLLEY	0	2	0	0	0	0	0	3	3	2	0	1	1	1	0	13
33	COREY ODEM	1	1	1	1	1	2	1	0	1	1	4	0	0	0	0	7
30	MARLON HODGE	DNP-	CC														
34	WARDELL RAMSEY	0	0	0	0	0	0	0	2	2	0	0	0	3	0	1	4
23	PATRICK DEWBERRY	DNP-	CC														
10	DERRICK KING	DNP-	CC														
05	ANTONIO STARR	DNP-	CC														
21	CARLO THORTON	1	2	0	0	0	0	0	0	0	1	2	2	0	0	1	11
14	THADEUS WILLIAMS	DNP-	CC														
	TEAM							2	1	3				0			
	TOTALS	22	50	4	11	9	15	13	22	35	13	57	9	17	1	12	160

TOTAL FG % 1st Half 55.0 2nd Half 36.7 OT Game 44.0 DEADBALL
3 PT FG % 1st Half 40.0 2nd Half 33.3 OT Game 36.4 REBOUNDS 1
FT % 1st Half 33.3 2nd Half 66.7 OT Game 60.0

HOME: DAVID LIPSCOMB 31-4

NO	PLAYER	FG	FGA	3P	3PA	FT	FTA	OR	DR	TOT	PF	PTS	A	TO	BLK	S	MIN
12	SHANE BURTON	0	0	0	0	2	4	0	2	2	3	2	4	3	0	1	27
22	JEFF HUNTER	5	13	3	11	0	0	1	4	5	2	13	3	2	0	0	28
23	ZAC STARK	4	9	4	7	0	0	1	3	4	5	12	1	2	0	0	26
24	JOSH BOSTIC	4	6	2	2	1	1	0	3	3	3	11	5	5	0	4	28
51	OLIVER SIMMONS	9	18	0	0	4	6	5	2	7	2	22	0	0	2	1	30
50	JIMMY HALL	0	1	0	0	0	0	0	0	0	1	0	0	0	0	0	2
32	TOMMY HOLLIDAY	DNP-	CC														
40	JOHN BORNSTEIN	0	1	0	0	0	0	1	3	4	0	0	1	2	0	0	6
33	MIKE KNOTT	DNP-	CC														
14	LELAND PUCKETT	DNP-	CC														
54	EVERETT ROBERTS	DNP-	CC														
20	RYAN SEMANCHIK	DNP-	CC														
55	BRANDON GLASS	DNP-	CC														
43	GRANT SMOTHERS	0	0	0	0	0	0	0	1	1	0	0	0	2	0	0	4
00	FRANKLIN BENNETT	DNP-	CC														
30	WESLEY WILKERSON	0	2	0	0	0	0	0	2	2	0	0	0	2	0	0	9
	TEAM							1	0	1				0			
	TOTALS	22	50	9	20	7	11	9	20	29	16	60	14	18	2	6	160

TOTAL FG % 1st Half 44.4 2nd Half 43.5 OT Game 44.0 DEADBALL
3 PT FG % 1st Half 57.1 2nd Half 38.5 OT Game 45.0 REBOUNDS 1
FT % 1st Half 100.0 2nd Half 42.9 OT Game 63.6

Technical Fouls: 0
Attendance: TBA

OFFICIALS
#0- BARRY MATHIS
#0- JOHN MACON
#0- DAVID CAMPBELL

SCORE BY PERIODS	1	2	OT	OT	OT	FINAL
HOWARD	25	32				57
DAVID LIPSCOMB	32	28				60

	1	2	3	4	Final
David Lipscomb	23	9	13	15	60
Howard	11	14	23	9	57

TECHNICAL FOULS:

INDIVIDUAL:
HOWARD: NONE
DAVID: NONE MB

This report has been produced by STATMAN II (tm) 3.00.FWC

OFFICIAL NCAA BASKETBALL BOX SCORE 03-19-93 MURFREESBORO
Licensed To: Middle Tennessee

FIRST HALF

VISITORS: HOWARD

NO	PLAYER	FG	FGA	3P	3PA	FT	FTA	OR	DR	TOT	PF	PTS	A	TO	BLK	S	MIN
11	EDRICK SMITH	2	2	0	0	0	0	1	2	3	0	4	2	6	0	1	13
15	ANTHONY SMITH	2	5	2	4	0	2	0	1	1	1	6	1	1	0	0	13
20	KEITH BRIDGES	0	1	0	1	0	0	0	0	0	0	0	0	1	0	0	12
41	LARRY PENN	4	7	0	0	0	0	1	3	4	0	8	0	1	0	2	12
44	DARREL HODGE	2	2	0	0	1	1	0	0	0	3	5	0	0	0	0	9
24	DAMOUS McCOLLEY	0	1	0	0	0	0	0	2	2	1	0	0	1	1	0	10
33	COREY ODEM	DNP-															
30	MARLON HODGE	DNP-															
34	WARDELL RAMSEY	0	0	0	0	0	0	0	2	2	0	0	0	3	0	1	4
23	PATRICK DEWBERRY	DNP-															
10	DERRICK KING	DNP-															
05	ANTONIO STARR	DNP-															
21	CARLO THORTON	1	2	0	0	0	0	0	0	0	1	2	1	0	0	1	7
14	THADEUS WILLIAMS	DNP-															
	TEAM							0	1	1				0			
	TOTALS	11	20	2	5	1	3	2	11	13	6	25	4	13	1	5	80

TOTAL FG % 1st Half	55.0	2nd Half	OT	Game	55.0	DEADBALL	
3 PT FG % 1st Half	40.0	2nd Half	OT	Game	40.0	REBOUNDS	1
FT % 1st Half	33.3	2nd Half	OT	Game	33.3		

HOME: DAVID LIPSCOMB

NO	PLAYER	FG	FGA	3P	3PA	FT	FTA	OR	DR	TOT	PF	PTS	A	TO	BLK	S	MIN
12	SHANE BURTON	0	0	0	0	2	2	0	0	0	0	2	2	1	0	0	13
22	JEFF HUNTER	3	5	1	3	0	0	1	2	3	2	7	1	1	0	0	13
23	ZAC STARK	1	3	1	2	0	0	0	1	1	2	3	0	1	0	0	11
24	JOSH BOSTIC	3	5	2	2	0	0	0	1	1	1	8	3	2	0	3	13
51	OLIVER SIMMONS	5	11	0	0	2	2	2	0	2	0	12	0	0	0	1	15
50	JIMMY HALL	0	0	0	0	0	0	0	0	0	0	0	0	0	0	0	1
32	TOMMY HOLLIDAY	DNP-															
40	JOHN BORNSTEIN	0	1	0	0	0	0	1	2	3	0	0	1	2	0	0	5
33	MIKE KNOTT	DNP-															
14	LELAND PUCKETT	DNP-															
54	EVERETT ROBERTS	DNP-															
20	RYAN SEMANCHIK	DNP-															
55	BRANDON GLASS	DNP-															
43	GRANT SMOTHERS	0	0	0	0	0	0	0	0	0	0	0	0	1	0	0	3
00	FRANKLIN BENNETT	DNP-															
30	WESLEY WILKERSON	0	2	0	0	0	0	0	2	2	0	0	0	0	0	0	6
	TEAM							0	0	0				0			
	TOTALS	12	27	4	7	4	4	4	8	12	5	32	7	8	0	4	80

TOTAL FG % 1st Half	44.4	2nd Half	OT	Game	44.4	DEADBALL	
3 PT FG % 1st Half	57.1	2nd Half	OT	Game	57.1	REBOUNDS	0
FT % 1st Half	100.0	2nd Half	OT	Game	100.0		

Technical Fouls: 0
Attendance:

OFFICIALS
#0- BARRY MATHIS
#0- JOHN MACON
#0- DAVID CAMPBELL

SCORE BY PERIODS	1	2	OT	OT	OT	FINAL
HOWARD	25					25
DAVID LIPSCOMB	32					32

TECHNICAL FOULS:

	1	2
Howard	11	14
David Lipscomb	23	9

INDIVIDUAL:
HOWARD: NONE
DAVID: NONE MB

This report has been produced by STATMAN II (tm) 3.00.FWC
Copyright (c) 1991 NBA Properties, Inc. All Rights Reserved.

OFFICIAL NCAA BASKETBALL BOX SCORE 03-20-93 MURFREESBORO
Licensed To: Middle Tennessee

FINAL BOX

VISITORS: DAVID LIPSCOMB 32-4

NO	PLAYER	FG	FGA	3P	3PA	FT	FTA	OR	DR	TOT	PF	PTS	A	TO	BLK	S	MIN
12	SHANE BURTON	4	9	0	0	4	5	0	2	2	2	12	2	2	0	4	26
22	JEFF HUNTER	3	6	2	5	2	2	1	2	3	2	10	0	1	0	1	25
23	ZAC STARK	3	6	1	4	0	0	3	0	3	0	7	1	1	2	1	23
24	JOSH BOSTIC	2	5	1	4	0	0	0	4	4	1	5	7	3	0	2	24
51	OLIVER SIMMONS	11	16	0	0	7	10	2	6	8	2	29	1	1	2	1	24
50	JIMMY HALL	1	1	0	0	0	0	0	0	0	1	2	0	0	0	0	7
32	TOMMY HOLLIDAY	0	0	0	0	0	0	2	0	2	0	0	0	1	0	0	1
40	JOHN BORNSTEIN	2	2	0	0	0	0	2	0	2	0	4	0	0	0	0	8
33	MIKE KNOTT	0	2	0	1	0	0	0	1	1	1	0	0	1	0	0	3
14	LELAND PUCKETT	DNP- CC															
54	EVERETT ROBERTS	0	0	0	0	0	0	0	0	0	0	0	0	0	0	1	1
20	RYAN SEMANCHIK	1	1	0	0	0	0	0	0	0	0	2	0	1	0	0	1
55	BRANDON GLASS	0	2	0	0	0	2	0	0	0	0	0	0	0	0	0	1
43	GRANT SMOTHERS	0	0	0	0	0	0	0	0	0	2	0	0	1	0	0	6
04	FRANKLIN BENNETT	0	0	0	0	0	0	0	0	0	0	0	0	0	0	0	1
30	WESLEY WILKERSON	1	2	0	1	0	0	0	3	3	3	2	1	1	0	0	9
	TEAM							1	4	5				0			
	TOTALS	28	52	4	15	13	19	11	22	33	14	73	12	13	4	10	160

TOTAL FG %	1st Half 61.5	2nd Half 46.2	OT	Game 53.8	DEADBALL		
3 PT FG %	1st Half 20.0	2nd Half 30.0	OT	Game 26.7	REBOUNDS	3	
FT %	1st Half 75.0	2nd Half 63.6	OT	Game 68.4			

HOME: SWEETWATER 30-6

NO	PLAYER	FG	FGA	3P	3PA	FT	FTA	OR	DR	TOT	PF	PTS	A	TO	BLK	S	MIN
03	HEATH HAWKINS	1	3	0	0	0	0	1	3	4	2	2	3	3	0	1	25
04	JAMEY UPTON	8	21	2	7	3	9	8	2	10	0	21	1	5	0	0	31
05	AARON GREEN	5	12	4	10	2	2	1	2	3	3	16	2	3	0	1	31
00	DAVEY UPTON	4	14	0	0	2	2	7	3	10	3	10	1	1	1	0	31
23	STERLING DAVIS	0	3	0	0	0	0	1	2	3	5	0	1	3	0	0	25
21	RUSS BRADBURRY	0	0	0	0	0	0	0	0	0	0	0	0	0	0	0	1
24	JASON HALL	0	0	0	0	0	0	0	0	0	0	0	0	1	0	0	1
50	STELL ALFONSO	0	0	0	0	0	0	0	0	0	0	0	0	0	0	0	0
52	ROBBIE HICKS	0	0	0	0	0	0	0	0	0	0	0	0	0	0	0	1
22	BRANDON KING	0	0	0	0	0	0	0	1	1	1	0	0	0	0	0	1
14	JESSIE LINDSAY	0	0	0	0	0	0	0	0	0	0	0	0	0	0	0	0
32	HARRY ERVIN	2	2	0	0	1	2	1	1	2	0	5	0	0	0	1	3
20	B.J. BARNEY	0	2	0	0	0	0	1	2	3	1	0	0	2	0	0	9
11	JEREMY UPTON	0	0	0	0	0	0	0	0	0	0	0	0	0	0	0	1
	TEAM							1	0	1				0			
	TOTALS	20	57	6	17	8	15	21	16	37	15	54	8	18	1	3	160

TOTAL FG %	1st Half 29.0	2nd Half 42.3	OT	Game 35.1	DEADBALL		
3 PT FG %	1st Half 37.5	2nd Half 33.3	OT	Game 35.3	REBOUNDS	1	
FT %	1st Half 75.0	2nd Half 45.5	OT	Game 53.3			

Technical Fouls: 0
Attendance: TBA

OFFICIALS
#0- ROY DILL
#0- DAVID CAMPBELL
#0- TYRONE THOMPSON

SCORE BY PERIODS	1	2	OT	OT	OT	FINAL
DAVID LIPSCOMB	39	34				73
SWEETWATER	24	30				54

TECHNICAL FOULS:

INDIVIDUAL:
DAVID: NONE MB
SWEETWATER: NONE

	1	2	3	4	Final
David Lipscomb	21	18	17	17	73
Sweetwater	11	13	8	22	54

This report has been produced by STATMAN II (tm) 3.00.FWC
Copyright (c) 1991 NBA Properties, Inc. All Rights Reserved.

OFFICIAL NCAA BASKETBALL BOX SCORE 03-20-93 MURFREESBORO
Licensed To: Middle Tennessee FIRST HALF

VISITORS: DAVID LIPSCOMB

NO	PLAYER	FG	FGA	3P	3PA	FT	FTA	OR	DR	TOT	PF	PTS	A	TO	BLK	S	MIN
12	SHANE BURTON	4	8	0	0	2	3	0	1	1	1	10	1	1	0	3	15
22	JEFF HUNTER	2	3	1	2	0	0	0	2	2	0	5	0	0	0	1	14
23	ZAC STARK	2	4	0	2	0	0	2	0	2	0	4	1	0	2	0	13
24	JOSH BOSTIC	0	1	0	1	0	0	0	2	2	0	0	4	2	0	2	14
51	OLIVER SIMMONS	7	9	0	0	4	5	1	3	4	1	18	1	0	2	0	14
50	JIMMY HALL	0	0	0	0	0	0	0	0	0	0	0	0	0	0	0	2
32	TOMMY HOLLIDAY	DNP-															
40	JOHN BORNSTEIN	0	0	0	0	0	0	0	0	0	0	0	0	0	0	0	3
33	MIKE KNOTT	DNP-															
14	LELAND PUCKETT	DNP-															
54	EVERETT ROBERTS	DNP-															
20	RYAN SEMANCHIK	DNP-															
55	BRANDON GLASS	DNP-															
43	GRANT SMOTHERS	0	0	0	0	0	0	0	0	0	0	0	0	1	0	0	2
04	FRANKLIN BENNETT	DNP-															
30	WESLEY WILKERSON	1	1	0	0	0	0	0	1	1	1	2	0	0	0	0	3
	TEAM							1	2	3				0			
	TOTALS	16	26	1	5	6	8	4	11	15	3	39	7	4	4	6	80

TOTAL FG %	1st Half	61.5	2nd Half		OT		Game	61.5	DEADBALL
3 PT FG %	1st Half	20.0	2nd Half		OT		Game	20.0	REBOUNDS 1
FT %	1st Half	75.0	2nd Half		OT		Game	75.0	

HOME: SWEETWATER

NO	PLAYER	FG	FGA	3P	3PA	FT	FTA	OR	DR	TOT	PF	PTS	A	TO	BLK	S	MIN
03	HEATH HAWKINS	1	2	0	0	0	0	1	2	3	2	2	1	2	0	1	15
04	JAMEY UPTON	5	11	1	4	1	2	4	1	5	0	12	1	1	0	0	16
05	AARON GREEN	2	5	2	4	0	0	0	2	2	1	6	0	2	0	0	16
00	DAVEY UPTON	1	9	0	0	2	2	5	0	5	1	4	1	1	1	0	16
23	STERLING DAVIS	0	2	0	0	0	0	0	1	1	3	0	1	1	0	0	13
21	RUSS BRADBURRY	DNP-															
24	JASON HALL	DNP-															
50	STELL ALFONSO	DNP-															
52	ROBBIE HICKS	DNP-															
22	BRANDON KING	DNP-															
14	JESSIE LINDSAY	DNP-															
32	HARRY ERVIN	DNP-															
20	B.J. BARNEY	0	2	0	0	0	0	1	1	2	0	0	0	1	0	0	4
11	JEREMY UPTON	DNP-															
	TEAM							1	0	1				0			
	TOTALS	9	31	3	8	3	4	12	7	19	7	24	4	8	1	1	80

TOTAL FG %	1st Half	29.0	2nd Half		OT		Game	29.0	DEADBALL
3 PT FG %	1st Half	37.5	2nd Half		OT		Game	37.5	REBOUNDS 0
FT %	1st Half	75.0	2nd Half		OT		Game	75.0	

Technical Fouls: 0
Attendance:

OFFICIALS
#0- ROY DILL
#0- DAVID CAMPBELL
#0- TYRONE THOMPSON

SCORE BY PERIODS	1	2	OT	OT	OT	FINAL
DAVID LIPSCOMB	39					39
SWEETWATER	24					24

TECHNICAL FOULS:

	1	2
David Lipscomb	21	18
Sweetwater	11	13

INDIVIDUAL:
DAVID: NONE MB
SWEETWATER: NONE

This report has been produced by STATMAN II (tm) 3.00.FWC

1991 Class AA State Boys' Basketball Tournament

March 20 - March 23, 1991 · Murphy Center - MTSU - Murfreesboro, TN

Game 1
Wed. Mar. 20 7:00 PM

Chuckey-Doak (25-6)	63
David Lipscomb (26-7)	50

Game 2
Wed. Mar. 20 8:45 PM

Kingsbury (35-1)	65
McNairy Central (26-4)	54

Game 3
Thu. Mar. 21 11:00 AM

Madisonville (28-3)	62
Smith Co. (29-3)	47

Game 4
Thu. Mar. 21 12:45 PM

Brentwood Academy (29-5)	61
Kingston (26-6)	54

Game 5
Fri. Mar. 22 2:30 PM

Chuckey-Doak	32
Kingsbury	55

Game 6
Fri. Mar. 22 5:15 PM

Madisonville	47
Brentwood Academy	58

Game 7
Sat. Mar. 23 6:00 PM

Kingsbury	53
Brentwood Academy	46

Kingsbury
STATE CHAMPION

FINAL

OFFICIAL NCAA® BASKETBALL BOX SCORE

Date 20 MARCH Site MURFREESBORO, TN

VISITORS (Last name, first) (Indicate starters with an asterisk)

No.	DAVID LIPSCOMB HIGH (26-8)	Total FG FG	Total FG FGA	3-point FG	3-point FGA	FT	FTA	Rebounds Off	Rebounds Def	Rebounds Tot	PF	TP	A	TO	BLK	S	MIN
43	KIRK DUGGAN	4	5	0	0	3	3	0	3	3	4	11	0	3	1	0	
30	JEFF KELLER	3	7	0	0	2	2	1	2	3	0	6	0	1	0	0	
14	JOSH BOSTIC	1	5	1	1	0	0	2	1	3	4	3	0	3	0	2	
12	SHANE BURTON	0	1	0	1	0	0	0	0	0	0	0	0	0	0	0	
4	LEE ANDERSON	4	11	0	2	1	1	0	3	3	(5)	9	3	2	0	1	
20	PAUL HAMMOND	0	3	0	3	0	0	0	1	1	4	0	0	1	0	0	
22	JEFF HUNTER	0	3	0	1	0	0	0	3	3	1	0	1	0	0	0	
23	ZAC STARK	0	0	0	0	0	0	0	0	0	0	0	0	0	0	0	
24	MAX BRYAN	3	12	2	8	2	2	3	5	8	4	10	4	1	2	0	
32	RANDY BOSTIC	1	1	1	1	0	0	0	0	0	2	3	0	0	0	0	
33	BRIAN PEREZ	0	1	0	0	0	0	1	0	1	0	0	0	0	0	0	
40	NEAL MAYO												~~0~~	~~2~~	~~0~~	~~1~~	
50	BRETT JONES	2	3	0	0	2	2	0	0	0	0	6	0	2	0	1	
52	JOHN BORNSTEIN / GLANT SMOTHERS																
	TEAM REBOUNDS (included in Totals)									0							
	TOTALS	18	52	4	17	10	10	7	18	25	24	50	8	13	3	4	

TOTAL FG%: 1st half (8-19) .421 2nd half (10-33) .303 Game (18-52) .346 Deadball rebounds 0

3-Pt. FG%: 1st half (1-5) .200 2nd half (3-12) .250 Game (4-17) .235

FT%: 1st half (0-0) .000 2nd half (10-10) 1.000 Game (10-10) 1.000

HOME (Last name, first) (Indicate starters with an asterisk)

No.	CHUCKEY-DOAK HIGH (26-6)	Total FG FG	Total FG FGA	3-point FG	3-point FGA	FT	FTA	Rebounds Off.	Rebounds Def.	Rebounds Tot.	PF	TP	A	TO	BLK	S	MIN
35	JEFF DARNELL	2	7	1	1	6	9	0	3	3	3	11	7	2	0	3	
33	FESS HALL	2	4	0	0	2	9	1	6	7	2	6	0	1	0	2	
50	CHAD WAMPLER	4	4	0	0	6	7	2	8	10	3	14	0	2	2	2	
30	TRAMPUS BRIGHT	2	3	1	1	0	0	0	2	2	2	5	1	0	1	2	
20	SAM BROYLES	6	10	3	5	3	4	0	1	1	1	18	2	3	1	1	
5	MICHAEL ANDERSON	2	5	0	0	3	4	1	1	2	0	7	1	1	0	0	
10	BILLY GOODMAN	0	0	0	0	0	1	0	1	1	0	0	1	0	0	0	
15	JESSIE HIGGINS	1	1	0	0	0	0	0	0	0	0	2	0	0	0	0	
40	MARC BOATRIGHT	0	0	0	0	0	0	0	0	0	0	0	0	0	0	0	
45	STEVE BROYLES	0	0	0	0	0	0	0	0	0	1	0	0	0	0	0	
55	ERIC DOBSON	0	0	0	0	0	0	0	0	0	0	0	0	0	0	0	
	TEAM REBOUNDS (included in Totals)									1		TEAM		1			
	TOTALS	19	34	5	7	20	34	4	22	27	12	63	12	10	4	10	

TOTAL FG%: 1st half (9-17) .529 2nd half (10-17) .588 Game (19-34) .559 Deadball rebounds 3

3-Pt. FG%: 1st half (0-2) .000 2nd half (5-5) 1.000 Game (5-7) .714

FT%: 1st half (4-4) 1.000 2nd half (16-30) .533 Game (20-34) .588

Technical fouls:

Attendance:

Officials:

SCORE BY PERIODS

	1st H.		2nd H.		OT	OT	FINAL
DAVID LIPSCOMB	6	11	13	20			50
CHUCKEY-DOAK	12	10	17	24			63

NCAA 6649-8/89

HALF

OFFICIAL NCAA® BASKETBALL BOX SCORE

Date 20 MARCH Site MURFREESBORO, TN

VISITORS (Last name, first) (Indicate starters with an asterisk)

No.	DAVID LIPSCOMB HIGH	Total FG FG	Total FG FGA	3-point FG	3-point FGA	FT	FTA	Rebounds Off.	Rebounds Def.	Rebounds Tot.	PF	TP	A	TO	BLK	S	MIN
43	KIRK DUGGAN	2	3	0	0	0	0	0	2	2	2	4	0	2	1	0	
30	JEFF KELLER	3	5	0	0	0	0	1	2	3	0	6	0	0	0	0	
14	JOSH BOSTIC	0	1	0	0	0	0	0	0	0	1	0	0	3	0	0	
12	SHANE BURTON	0	0	0	0	0	0	0	0	0	0	0	0	0	0	0	
4	LEE ANDERSON	1	4	0	1	0	0	0	1	1	0	2	2	1	0	1	
20	PAUL HAMMOND	0	1	0	1	0	0	0	0	0	1	0	0	0	0	0	
22	JEFF HUNTER	0	0	0	0	0	0	0	0	0	0	0	0	0	0	0	
23	ZAC STARK																
24	MAX BRYAN	1	3	1	3	0	0	0	3	3	1	3	3	0	1	0	
32	RANDY BOSTIC																
33	BRIAN PEREZ																
40	NEAL MAYO																
50	BRETT JONES	1	2	0	0	0	0	0	0	0	0	2	0	1	0	1	
52	JOHN BORNSTEIN																
54	GRANT SMOTHERS																
	TEAM REBOUNDS (included in Totals)									0							
	TOTALS	8	19	1	5	0	0	1	8	9	5	17	5	7	2	2	

TOTAL FG%: 1st half (8-19) .421 2nd half _____ Game _____ Deadball rebounds 0

3-Pt. FG%: 1st half (1-5) .200 2nd half _____ Game _____

FT%: 1st half (0-0) .000 2nd half _____ Game _____

HOME (Last name, first) (Indicate starters with an asterisk)

No.	CHUCKEY - DOAK HIGH	Total FG FG	Total FG FGA	3-point FG	3-point FGA	FT	FTA	Rebounds Off.	Rebounds Def.	Rebounds Tot.	PF	TP	A	TO	BLK	S	MIN
35	JEFF DARNELL	1	4	0	0	0	0	0	2	2	2	2	1	1	0	1	
33	FESS HALL	1	3	0	0	0	0	0	1	1	0	2	0	0	0	1	
50	CHAD WAMPLER	3	3	0	0	2	2	0	3	3	1	8	0	2	0	2	
30	TRAMPUS BRIGHT	1	1	0	0	0	0	0	1	1	1	2	1	0	1	1	
20	SAM BROYLES	3	5	0	2	0	0	0	0	0	0	6	1	0	1	0	
5	MICHAEL ANDERSON	0	1	0	0	2	2	0	1	1	0	2	1	1	0	0	
10	BILLY GOODMAN																
15	JESSIE HIGGINS																
40	MARC BOATRIGHT																
45	STEVE BROYLES																
55	ERIC DOBSON																
	TEAM REBOUNDS (included in Totals)									1							
	TOTALS	9	17	0	2	4	4	0	8	9	4	22	4	4	2	5	

TOTAL FG%: 1st half (9-17) .529 2nd half _____ Game _____ Deadball rebounds 0

3-Pt. FG%: 1st half (0-2) .000 2nd half _____ Game _____

FT%: 1st half (4-4) 1.000 2nd half _____ Game _____

Technical fouls: _____

Attendance: _____

Officials: _____

SCORE BY PERIODS	1st H.		2nd H.		OT	OT	HALF ~~FINAL~~
DAVID LIPSCOMB	6	11					17
CHUCKEY - DOAK	12	10					22

NCAA 6649-8/89

1990 Class AA State Boys' Basketball Tournament

March 21 - March 24, 1990 · Murphy Center - MTSU - Murfreesboro, TN

Game 1
Wed. Mar. 21 7:00 PM

McMinn Central (24-7)	64
Knoxville Fulton (23-6)	57

Game 2
Wed. Mar. 21 8:45 PM

Brentwood Academy (27-1)	62
Treadwell (28-6)	58

Game 3
Thu. Mar. 22 11:00 AM

Howard (24-11)	50
Alcoa (28-2)	45

Game 4
Thu. Mar. 22 12:45 PM

Union City (23-9)	64
David Lipscomb (26-5)	63

Game 5
Fri. Mar. 23 2:30 PM

McMinn Central	63
Brentwood Academy	70

Game 6
Fri. Mar. 23 5:15 PM

Howard	48
Union City	61

Game 7
Sat. Mar. 24 6:00 PM

Brentwood Academy	65
Union City	72

Union City
STATE CHAMPION

OFFICIAL NCAA BASKETBALL BOX SCORE 03-22-90 MURFREESBORO
FINAL BOX

VISITORS: DAVID LIPSCOMB 26-6

NO	PLAYER	FG	FGA	3P	3PA	FT	FTA	OR	DR	TOT	PF	PTS	A	TO	BLK	S	MIN
04	ANDERSON	0	0	0	0	0	2	0	1	1	4	0	6	3	0	0	24
20	GREEN	11	22	2	5	7	8	3	3	6	3	31	3	6	0	0	31
24	BRYAN	4	7	2	4	0	0	2	1	3	4	10	0	2	1	0	31
30	KELLER	6	9	0	0	4	6	3	1	4	1	16	1	2	0	0	31
43	DUGGAN	0	0	0	0	2	2	0	3	3	1	2	1	2	0	0	15
23	J WILSON	0	0	0	0	0	0	0	0	0	0	0	0	0	0	0	1
32	BOSTIC	0	0	0	0	0	0	0	0	0	0	0	0	0	0	0	1
50	B JONES	0	0	0	0	2	2	0	1	1	3	2	0	1	0	0	19
14	T STEWART	1	1	0	0	0	0	0	1	1	0	2	0	0	0	0	7
40	HAMMOND	DNP-															
22	HINSON	DNP-															
52	HEIM	DNP-															
54	BOWEN	DNP-															
12	C HARRIS	DNP-															
33	PEREZ	DNP-															
	TEAM REBOUNDS							1	1	1							
	TOTALS	22	39	4	9	15	20	9	12	21	16	63	11	16	1	0	160

TOTAL FG %:	1st Half 61.1	2nd Half 52.4	Game 56.4	DEADBALL	
3 PT FG %:	1st Half 50.0	2nd Half 40.0	Game 44.4	REBOUNDS	1
FT %:	1st Half 100.0	2nd Half 54.5	Game 75.0		

Technical Fouls: 0

HOME: UNION CITY 24-9

NO	PLAYER	FG	FGA	3P	3PA	FT	FTA	OR	DR	TOT	PF	PTS	A	TO	BLK	S	MIN
10	TREADWELL	3	8	0	2	1	4	1	3	4	3	7	6	4	0	2	29
33	T BROWN	6	16	1	6	5	5	1	2	3	3	18	1	4	0	2	32
43	FOWLER	6	8	0	0	0	0	3	2	5	4	12	0	3	0	0	25
50	CALDWELL	9	9	0	0	2	2	4	4	8	3	20	1	2	1	2	26
52	PAYNE	2	4	0	0	0	1	1	1	2	4	4	0	0	1	0	20
24	HAMBLEN	DNP-															
32	PRATHER	DNP-															
34	PARTIN	DNP-															
42	ROBERSON	1	1	0	0	1	2	1	0	1	2	3	2	1	0	1	22
40	B WILLIAMS	DNP-															
44	GRADDY	0	0	0	0	0	0	0	0	0	2	0	0	0	0	0	6
14	RICHKOWSKI	DNP-															
15	HEATH	DNP-															
20	P ALEXANDER	DNP-															
	TEAM REBOUNDS							0	0	-1							
	TOTALS	27	46	1	8	9	14	11	12	23	21	64	10	14	2	7	160

TOTAL FG %:	1st Half 56.5	2nd Half 60.9	Game 58.7	DEADBALL	
3 PT FG %:	1st Half 0.0	2nd Half 25.0	Game 12.5	REBOUNDS	1
FT %:	1st Half 77.8	2nd Half 40.0	Game 64.3		

Technical Fouls: 0

OFFICIALS:
JAMES SHOEMAKER
BILLY BARNARD

SCORE BY PERIODS	1	2	OT	OT	OT	FINAL
DAVID LIPSCOMB	33	30				63
UNION CITY	33	31				64

SCORE BY QUARTERS:

DAVID LIPSCOMB	16	17	18	12
UNION CITY	14	19	17	14

PAID TOURNEY ATTENDANCE: 4,608; TOTAL ATT: 11,908

OFFICIAL NCAA BASKETBALL BOX SCORE 03-22-90 MURFREESBORO
FIRST HALF

VISITORS: DAVID LIPSCOMB

NO	PLAYER	FG	FGA	3P	3PA	FT	FTA	OR	DR	TOT	PF	PTS	A	TO	BLK	S	MIN
04	ANDERSON	0	0	0	0	0	0	0	0	0	3	0	4	1	0	0	8
20	GREEN	5	10	1	2	5	5	0	1	1	1	16	2	4	0	0	15
24	BRYAN	2	3	1	2	0	0	1	0	1	1	5	0	1	1	0	15
30	KELLER	3	4	0	0	2	2	1	1	2	0	8	0	1	0	0	15
43	DUGGAN	0	0	0	0	0	0	0	2	2	1	0	1	2	0	0	9
23	J WILSON	0	0	0	0	0	0	0	0	0	0	0	0	0	0	0	1
12	C HARRIS	DNP-															
32	BOSTIC	0	0	0	0	0	0	0	0	0	0	0	0	0	0	0	1
33	PEREZ	DNP-															
40	HAMMOND	DNP-															
22	HINSON	DNP-															
52	HEIM	DNP-															
54	BOWEN	DNP-															
50	B JONES	0	0	0	0	2	2	0	1	1	3	2	0	0	0	0	9
14	T STEWART	1	1	0	0	0	0	0	1	1	0	2	0	0	0	0	7
	TEAM REBOUNDS							0	0	0							
	TOTALS	11	18	2	4	9	9	2	6	8	9	33	7	9	1	0	80

TOTAL FG %: 1st Half 61.1 2nd Half Game 61.1 DEADBALL
3 PT FG %: 1st Half 50.0 2nd Half Game 50.0 REBOUNDS 0
FT %: 1st Half 100.0 2nd Half Game 100.0

Technical Fouls: 0

HOME: UNION CITY

NO	PLAYER	FG	FGA	3P	3PA	FT	FTA	OR	DR	TOT	PF	PTS	A	TO	BLK	S	MIN
10	TREADWELL	2	4	0	1	1	2	0	2	2	2	5	4	3	0	2	16
33	T BROWN	3	9	0	3	5	5	1	0	1	2	11	1	2	0	2	16
43	FOWLER	0	0	0	0	0	0	1	0	1	1	0	0	2	0	0	9
50	CALDWELL	6	6	0	0	0	0	1	3	4	2	12	1	1	0	1	13
52	PAYNE	2	4	0	0	0	0	1	0	1	2	4	0	0	1	0	11
24	HAMBLEN	DNP-															
32	PRATHER	DNP-															
34	PARTIN	DNP-															
42	ROBERSON	0	0	0	0	1	2	1	0	1	0	1	0	0	0	0	12
40	B WILLIAMS	DNP-															
44	GRADDY	0	0	0	0	0	0	0	0	0	1	0	0	0	0	0	3
14	RICHKOWSKI	DNP-															
15	HEATH	DNP-															
20	P ALEXANDER	DNP-															
	TEAM REBOUNDS							0	0	-1							
	TOTALS	13	23	0	4	7	9	5	5	10	10	33	6	8	1	5	80

TOTAL FG %: 1st Half 56.5 2nd Half Game 56.5 DEADBALL
3 PT FG %: 1st Half 0.0 2nd Half Game 0.0 REBOUNDS 1
FT %: 1st Half 77.8 2nd Half Game 77.8

Technical Fouls: 0

OFFICIALS:
JAMES SHOEMAKER
BILLY BARNARD

SCORE BY PERIODS	1	2	OT	OT	OT	FINAL
DAVID LIPSCOMB	33					33
UNION CITY	33					33

SCORE BY QUARTERS:
DAVID LIPSCOMB 16 17
UNION CITY 14 19
PAID TOURNEY ATTENDANCE: 4,608; TOTAL ATT: 11,908

1989 Class AA State Boys' Basketball Tournament

March 15 - March 18, 1989 · Murphy Center - MTSU - Murfreesboro, TN

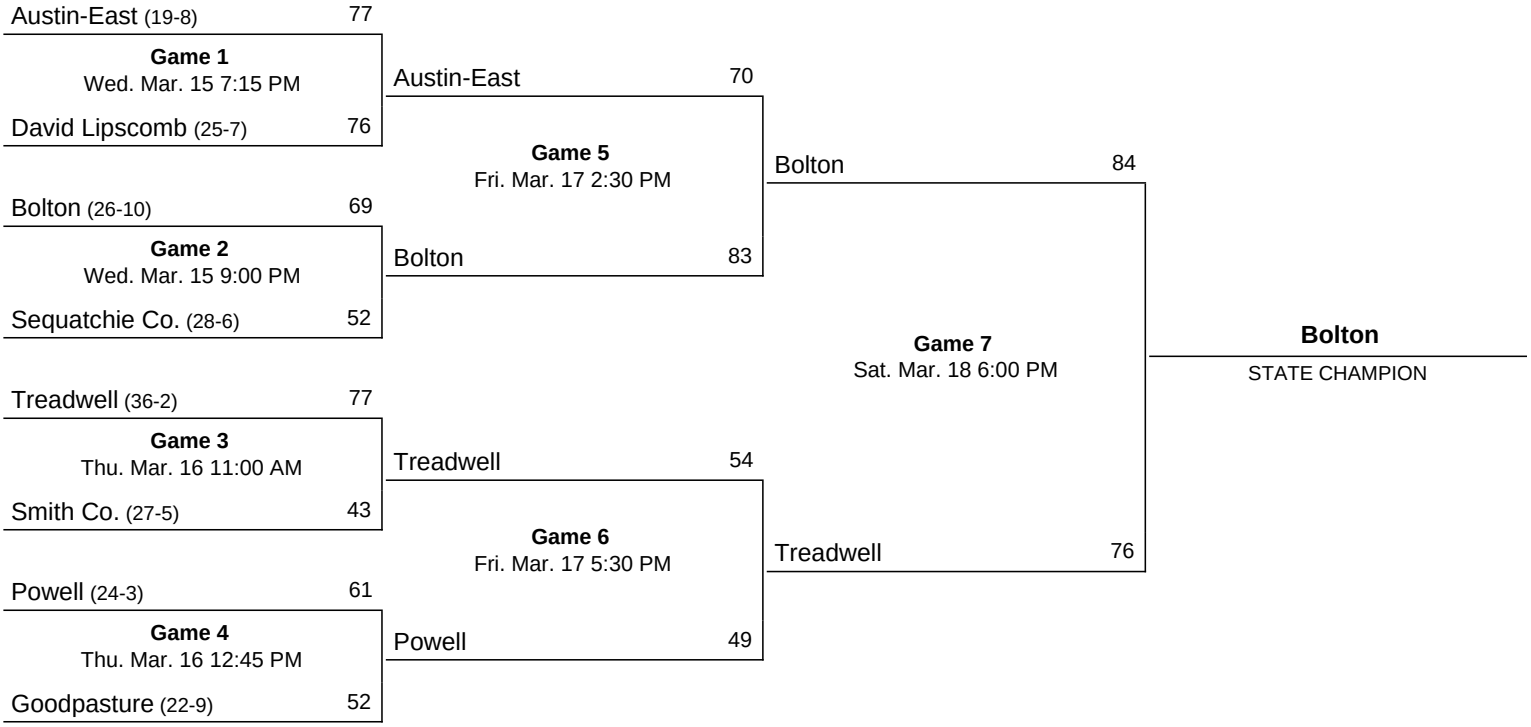

OFFICIAL NCAA BASKETBALL BOX SCORE

Date 3/15/89 Site Murfreesboro, Tenn.

VISITORS (Last Name, First)

No.	Austin-East		Total FG FG	Total FG FGA	3-point FG	3-point FGA	FT	FTA	Rebounds Off	Rebounds Def	Rebounds Tot	PF	TP	A	TO	BLK	S	MIN
31	Milton Dean	f	7	15	1	2	2	5	1	3	4	5	17	0	0	0	3	
35	Tim Davis	f	3	5	0	0	5	7	0	0	0	4	11	8	5	0	0	
41	Toby McClellan	c	9	15	1	5	0	1	5	3	8	2	19	0	2	0	0	
51	Rhonyia Quick	g	2	2	0	0	1	3	0	1	1	4	5	0	0	0	0	
53	Darrell Middleton	g	8	13	0	0	3	7	4	7	11	2	19	0	1	2	0	
45	Amiri Johnson		0	0	0	0	0	0	0	1	1	3	0	0	0	1	0	
5	John Whiteside		1	3	0	0	4	4	3	2	5	0	6	0	0	0	0	
	TEAM REBOUNDS (Included in Totals)										1							
	TOTALS		30	53	2	7	15	27	13	17	31	20	77	8	8	3	3	

TOTAL FG %: 1st Half .542 (13-24) 2nd Half .586 (17-29) Game .566
3-Pt. FG %: 1st Half .333 (1-3) 2nd Half .250 (1-4) Game .286
FT %: 1st Half .000 (0-2) 2nd Half .600 (15-25) Game .556

Deadball Rebounds 2

HOME (Last Name, First)

No.	David Lipscomb		Total FG FG	Total FG FGA	3-point FG	3-point FGA	FT	FTA	Rebounds Off	Rebounds Def	Rebounds Tot	PF	TP	A	TO	BLK	S	MIN
4	Lee Anderson	f	1	1	1	1	1	4	0	1	1	5	4	5	3	0	1	
12	John Martin	f	0	1	0	0	0	0	1	6	7	2	0	1	1	0	0	
20	Michael Green	c	13	23	2	4	8	9	2	4	6	4	36	0	2	0	1	
22	Greg Thompson	g	4	8	2	3	4	4	1	2	3	5	14	2	6	0	1	
33	Shane Kirby	g	4	9	0	0	8	8	0	4	4	3	16	1	1	0	1	
40	Reid Collins		1	1	0	0	2	2	0	0	0	0	4	0	0	0	0	
23	Adam Fuller		1	2	0	0	0	0	0	1	1	2	2	1	0	0	0	
24	Jeff Wilson		0	0	0	0	0	0	0	0	0	0	0	0	0	0	0	
30	Jeff Keller		0	0	0	0	0	0	0	0	0	0	0	0	0	0	0	
32	Tim Gualtney		0	0	0	0	0	0	0	0	0	0	0	0	0	0	0	
	TEAM REBOUNDS (Included in Totals)										2							
	TOTALS		24	45	5	8	23	27	4	18	24	21	76	10	13	0	4	

TOTAL FG %: 1st Half .450 (9-20) 2nd Half .600 (15-25) Game .533
3-Pt. FG %: 1st Half .500 (1-2) 2nd Half .667 (4-6) Game .625
FT %: 1st Half .889 (8-9) 2nd Half .833 (15-18) Game .852

Deadball Rebounds 3

OFFICIALS:

Technical Fouls:

Attendance

Copyright 1987 National Collegiate Athletic Association

SCORE BY PERIODS	1st H.	2nd H.	OT	OT	FINAL
Austin-East	14-13	20-30			77
David Lipscomb	11-16	21-28			76

OFFICIAL NCAA BASKETBALL BOX SCORE

Date 3/15/89 Site Murfreesboro, Tenn.

VISITORS (Last Name, First)

No.	Austin-East		Total FG FG	Total FG FGA	3-point FG	3-point FGA	FT	FTA	Rebounds Off	Rebounds Def	Rebounds Tot	PF	TP	A	TO	BLK	S	MIN
31	Dwight Foster	f	5	8	1	1	0	1	1	3	4	1	11	0	0	0	1	
35	Tim Davis	f	2	3	0	0	0	0	0	0	0	1	4	1	3	0	0	
41	Toby McClellan	c	3	6	0	2	0	0	1	1	2	1	6	0	0	0	0	
51	Rhonyio Quick	g	0	0	0	0	0	0	0	1	1	2	0	0	0	0	0	
53	Darrell Middleton	g	3	6	0	0	0	1	1	3	4	0	6	0	1	0	0	
45	Amiri Johnson		0	0	0	0	0	0	0	0	0	1	0	0	0	1	0	
5	John Whiteside		0	1	0	0	0	0	0	0	0	0	0	0	0	0	0	
	TEAM REBOUNDS (included in Totals)										1							
	TOTALS		13	24	1	3	0	2	3	8	12	6	27	1	4	1	1	

TOTAL FG %: 1st Half .542 2nd Half _____ Game _____

3-Pt. FG %: 1st Half .333 2nd Half _____ Game _____

FT %: 1st Half .000 2nd Half _____ Game _____

Deadball Rebounds 0

HOME (Last Name, First)

No.	David Lipscomb		Total FG FG	Total FG FGA	3-point FG	3-point FGA	FT	FTA	Rebounds Off	Rebounds Def	Rebounds Tot	PF	TP	A	TO	BLK	S	MIN
4	Lee Anderson	f	0	0	0	0	1	2	0	1	1	0	1	3	2	0	1	
12	John Martin	f	0	1	0	0	0	0	1	3	4	0	0	1	0	0	0	
20	Michael Green	c	5	11	1	2	3	3	0	1	1	2	14	0	1	0	1	
22	Greg Thompson	g	1	2	0	0	0	0	0	1	1	2	2	0	2	0	0	
33	Shane Kirby	g	2	4	0	0	2	2	0	3	3	0	6	0	1	0	1	
40	Reid Collins		1	1	0	0	2	2	0	0	0	0	4	0	0	0	0	
23	Adam Fuller		0	1	0	0	0	0	0	1	1	1	0	0	0	0	0	
	TEAM REBOUNDS (included in Totals)										1							
	TOTALS		9	20	1	2	8	9	1	10	12	5	27	4	6	0	3	

TOTAL FG %: 1st Half .451 2nd Half _____ Game _____

3-Pt. FG %: 1st Half .500 2nd Half _____ Game _____

FT %: 1st Half .889 2nd Half _____ Game _____

Deadball Rebounds 1

OFFICIALS: _____

Technical Fouls: _____

Attendance _____

SCORE BY PERIODS	1st H.	2nd H.	OT	OT	FINAL
Austin-East	14	13			
David Lipscomb	11	16			

Copyright 1987 National Collegiate Athletic Association

1988 Class AA State Boys' Basketball Tournament

March 16 - March 19, 1988 · Vanderbilt Memorial Gym - Nashville, TN

Game 1
Wed. Mar. 16 7:30 PM

Loudon (25-6)	70
Chattanooga City (19-10)	67

Game 2
Wed. Mar. 16 9:15 PM

Memphis Carver (26-10)	74
Waverly (31-2)	68

Game 3
Thu. Mar. 17 11:00 AM

Memphis East (34-3)	89
Howard (26-2)	73

Game 4
Thu. Mar. 17 12:45 PM

David Lipscomb (31-1)	75
Knoxville Rule (22-2)	61

Game 5
Fri. Mar. 18 2:30 PM

Loudon	76
Memphis Carver	68

Game 6
Fri. Mar. 18 5:45 PM

Memphis East	84
David Lipscomb	79

Game 7
Sat. Mar. 19 6:00 PM

Loudon	69
Memphis East	70

Memphis East
STATE CHAMPION

8

OFFICIAL NCAA BASKETBALL BOX SCORE

Date 3-17-88 Site Nashville, Tennessee Memorial Gym

VISITORS (Last Name, First) (22-3)

No.	KNOXVILLE RULE		Total FG FG	Total FG FGA	3-point FG	3-point FGA	FT	FTA	Rebounds Off	Rebounds Def	Rebounds Tot	PF	TP	A	TO	BLK	S	MIN
33	LANXTER, Tim	f	5	9			3	5	3	3	6	4	13		4	2		
35	GALLMAN, James	f	3	5	0	1	0	2	0	2	2	1	6		1		2	
55	FARMER, James	c	4	7	0	1	2	4	5	4	9	3	10	1			1	
23	DAILEY, Doug	g	7	12	1	1	0	0	0	5	5	4	15	1	2		1	
43	NELSON, Marlon	g	4	20	1	7	2	4	3	7	10	4	11	6	12		2	
21	HARDIN, Anthony		1	1			0	0	0	0	0	2	2		1			
25	FLETCHER, Marlon		0	0			0	0	0	0	0	1	0					
31	WELLS, Eric		1	3			2	3	2	5	7	5	4			2		
51	FOXX, Ronald		0	0			0	0	0	0	0	1	0					
41	TAYLOR, Ed		0	2			0	0	0	0	0	0	0					
	TEAM REBOUNDS (Included in Totals)								1	1	2							
	TOTALS		25	59	2	10	9	18	14	27	41	25	61	8	20	4	6	

TOTAL FG %: 1st Half 44.8 2nd Half 40.0 Game 42.4
3-Pt. FG %: 1st Half — 2nd Half 20.0 Game 20.0
FT %: 1st Half 100.0 2nd Half 40.0 Game 50.0

Deadball Rebounds 6

HOME (Last Name, First)

No.	NASHVILLE DAVID LIPSCOMB (32-1)		Total FG FG	Total FG FGA	3-point FG	3-point FGA	FT	FTA	Rebounds Off	Rebounds Def	Rebounds Tot	PF	TP	A	TO	BLK	S	MIN
20	GREEN, Michael	f	4	11	1	7	0	0	1	6	7	1	9	4				
30	EUBANKS, Greg	f	3	7			2	3	3	3	6	4	8	1	2		1	
50	DUNCAN, Ashley	c	6	11			3	9	3	2	5	4	15		5		1	
4	HOLLIDAY, Andy	g	0	1	0	1	2	2	0	1	1	3	2		3			
42	MEYER, Jerry	g	9	20	3	3	15	16	3	6	9	2	36	6	3		4	
22	THOMPSON, Greg		0	0			0	1	0	0	0	0	0					
32	SNELL, Billy		2	2			0	2	0	0	0	0	4					
40	ANDERSON, Charlie		0	1			0	0	1	0	1	1	0	2	1			
12	MARTIN, John		0	0			0	0	0	0	0	0	0	1				
44	ANDERSON, Lee		0	0			0	0	0	0	0	0	0					
54	GLENN, Paul		0	2			1	2	1	1	2	1	1					
34	COLLINS, Reid		0	0			0	0	0	0	0	0	0					
	TEAM REBOUNDS (included in Totals)								0	2	2							
	TOTALS		24	55	4	11	23	35	12	21	33	16	75	14	14	0	6	

TOTAL FG %: 1st Half 32.0 2nd Half 53.3 Game 43.6
3-Pt. FG %: 1st Half 20.0 2nd Half 50.0 Game 36.4
FT %: 1st Half 72.7 2nd Half 62.5 Game 65.7

Deadball Rebounds 6

OFFICIALS: Larry McDaniel, James Bennett

Technical Fouls: Rule bench (4:36-4th); Lanxter (1:02-4th) Nelson (1:50-4th)

SCORE BY PERIODS	1st H.	2nd H.	OT	OT	FINAL
Knox Rule	12-17	18-14			61
Lipscomb	13-12	25-25			75

16

OFFICIAL NCAA BASKETBALL BOX SCORE

Date 3-18-88 Site Memorial Gym Nashville, Tennessee

VISITORS (Last Name, First)

No.	NASHVILLE DAVID LIPSCOMB (32-2)		Total FG FG	Total FG FGA	3-pt. FG	3-pt. FGA	FT	FTA	Rebounds Off	Rebounds Def	Rebounds Tot	PF	TP	A	TO	BLK	S	MIN
20	GREEN, Michael	f	7	10	1	1	5	7	0	2	2	2	20	2	5		1	
30	EUBANKS, Greg	f	2	2			0	0	1	1	2	5	4		2		1	
50	DUNCAN, Ashley	c	11	16			0	1	3	2	5	4	22	2			2	
42	MEYER, Jerry	g	4	16	1	3	13	15	2	4	6	1	22	8	5			
4	HOLLIDAY, Andy	g	2	2			1	4	0	1	1	3	5		2		2	
22	THOMPSON, Greg		0	1			0	0	0	1	1	0	0	1	1			
32	SNELL, Billy		1	3			0	0	1	5	6	2	2				1	
40	ANDERSON, Charlie		1	2			2	2	1	1	2	2	4	2				
	TEAM REBOUNDS (included in Totals)								1	2	3							
	TOTALS		28	52	2	4	21	29	9	19	28	19	79	15	15	0	7	

TOTAL FG %: 1st Half 53.6 2nd Half 54.2 Game 53.8
3-Pt. FG %: 1st Half 100.0 2nd Half 33.3 Game 50.0
FT %: 1st Half 66.7 2nd Half 76.5 Game 72.4

Deadball Rebounds 5

HOME (Last Name, First)

No.	MEMPHIS EAST (36-3)		Total FG FG	Total FG FGA	3-pt. FG	3-pt. FGA	FT	FTA	Rebounds Off	Rebounds Def	Rebounds Tot	PF	TP	A	TO	BLK	S	MIN
25	SMITH, Billy	f	6	11	2	2	0	0	2	4	6	2	14	2	2	1	1	
45	JACKSON, Marvellous	f	10	13			0	1	3	3	6	4	20	1	1		2	
55	DOUGLASS, Anthony	c	10	16			8	10	5	8	13	2	28	1	1	4	2	
35	LEWIS, Tony	g	3	11			2	5	4	3	7	4	8	1	3		1	
21	WATKINS, Vernard	g	3	7	0	1	6	6	0	0	0	4	12	14	4		2	
11	TRAYLOR, Ron		0	0			2	2	0	0	0	0	2		2		1	
13	MOODY, Rodney		0	1	0	1	0	0	1	0	1	2	0					
15	JACKSON, Eddie		0	0			0	1	0	0	0	2	0	1			4	
23	JEFFERY, Willie		0	0			0	2	0	0	0	2	0					
33	PATTERSON, Chris		0	1			0	1	0	0	0	1	0					
	TEAM REBOUNDS (included in Totals)								0	0	0							
	TOTALS		32	60	2	4	18	28	15	18	33	23	84	20	13	5	13	

TOTAL FG %: 1st Half 46.7 2nd Half 60.0 Game 53.3
3-Pt. FG %: 1st Half 33.3 2nd Half 100.0 Game 50.0
FT %: 1st Half 72.7 2nd Half 58.8 Game 64.3

Deadball Rebounds 4

OFFICIALS: Steve Pyatt, Roy Dill

SCORE BY PERIODS	1st H.	2nd H.	OT	OT	FINAL
Lipscomb	15-24	22-18			79
East	25-12	19-28			84

Technical Fouls:

Attendance

1987 Class AA State Boys' Basketball Tournament

March 17 - March 20, 1987 · Vanderbilt Memorial Gym - Nashville, TN

Game 1
Wed. Mar. 18 7:30 PM

Mitchell (27-7)	55
Gibbs (27-2)	49

Game 2
Wed. Mar. 18 9:15 PM

David Lipscomb (29-2)	70
Meigs Co. (26-7)	58

Game 3
Thu. Mar. 19 11:00 AM

Austin-East (25-3)	69
Covington (24-12)	42

Game 4
Thu. Mar. 19 12:45 PM

Waverly (26-4)	74
Livingston Academy (30-1)	53

Game 5
Fri. Mar. 20 2:30 PM

Mitchell	60
David Lipscomb	53

Game 6
Fri. Mar. 20 5:45 PM

Austin-East	51
Waverly	45

Game 7
Sat. Mar. 21 6:00 PM

Mitchell	53
Austin-East	57

Austin-East
STATE CHAMPION

6

OFFICIAL NCAA BASKETBALL BOX SCORE

Date 3-19-87 Site MEMORIAL GYM VANDERBILT UNIVERSITY

VISITORS (Last Name, First)

No.	DAVID LIPSCOMB		FG	FGA	FT	FTA	REB	PF	TP	MIN	A	TO	BLK	S
5	HOLIDAY, Andy	f	0	0	0	0	0	3	0					
11	WALLER, Gary	f	0	0	0	0	0	0	0					
15	MARTIN, John	c	0	0	0	0	1	0	0					
21	GREEN, Michael	g	3	5	4	5	2	0	10					1
23	THOMPSON, Greg	g	0	0	0	0	0	0	0					
31	EUBANKS, Greg		1	3	0	0	3	2	2		2			1
33	SNELL, Billy		1	1	0	0	1	0	2					
41	ANDERSON, Charlie		1	1	0	0	1	1	2		1			
43	MEYER, Jerry		13	20	10	12	4	2	36		2			
51	DUNCAN, Ashley		4	7	6	9	10	4	14					1
53	ALLEN, Troy		1	1	2	2	2	1	4		4			
55	HERBERT, Ward		0	0	0	0	0	0	0					
	TEAM REBOUNDS (Included in Totals)						3							
	TOTALS		24	38	22	28	27	13	70		9	19	0	3

FG %: 1st Half 57.1 2nd Half 70.6 Game 63.2

FT %: 1st Half 90.0 2nd Half 72.2 Game 78.6

Deadball Rebounds 1

OME

No.	MEIGS COUNTY		FG	FGA	FT	FTA	REB	PF	TP	MIN	A	TO	BLK	S
5	JEWELL, Todd	f												
1	POWELL, Jason	f	9	25	4	6	3	2	22		4			3
2	HENNESSEE, Chad	c												
3	GREGORY, Richie	g												
1	RICE, Dewayne	g	5	8	2	2	3	5	12		1			1
3	WILSON, Ed		4	7	1	2	4	5	9		2			2
5	WRIGHT, Mike		4	5	1	2	2	3	9		2			
1	TROWBRIDGE, Robby													
3	SLACK, Tony		1	5	0	0	6	4	2					3
5	JENNINGS, Greg		0	1	0	0	0	3	0					
1	FERGUSON, Travis		2	2	0	0	4	1	4					
5	BUCHANAN, John													
	TEAM REBOUNDS (Included in Totals)						0							
	TOTALS		25	53	8	12	22	23	58		9	17	0	9

FG %: 1st Half 55.6 2nd Half 42.9 Game 47.2

FT %: 1st Half 50.0 2nd Half 75.0 Game 66.7

Deadball Rebounds 2

FICIALS: Jerry Carpenter, Kenneth Everett

hnical Fouls:

ndance 4,122

SCORE BY PERIODS

	1st H.	2nd H.	OT	OT	FINAL
Lipscomb	16-17	18-19			70
Meigs Co.	13-9	20-16			[illegible]

Copyright 1984 National Collegiate Athletic Association

15

OFFICIAL NCAA BASKETBALL BOX SCORE

Date 3-20-87 Site MEMORIAL GYM VANDERBILT UNIVERSITY

VISITORS (Last Name, First)

No.	DAVID LIPSCOMB (30-3)		FG	FGA	FT	FTA	REB	PF	TP	MIN	A	TO	BLK	S
5	HOLIDAY, Andy	f	0	0	0	0	0	3	0		1			
11	WALLER, Gary	f												
15	MARTIN, John	c												
21	GREEN, Michael	g	0	2	0	0	2	0	0					
23	THOMPSON, Greg	g												
31	EUBANKS, Greg		3	4	5	5	4	2	11					
33	SNELL, Billy													
41	ANDERSON, Charlie		2	2	0	1	0	1	4		1			
43	MEYER, Jerry		12	20	6	8	1	4	30		3			2
51	DUNCAN, Ashley		1	8	0	0	8	4	2					
53	ALLEN, Troy		2	4	2	2	3	2	6		2			
55	HERBERT, Ward													
	TEAM REBOUNDS (Included in Totals)						4							
	TOTALS		20	40	13	16	22	16	53		7	13	0	2

FG %: 1st Half 44.4 2nd Half 54.5 Game 50.0

FT %: 1st Half 83.3 2nd Half 75.0 Game 81.3

Deadball Rebounds 1

HOME

No.	MITCHELL (29-7)		FG	FGA	FT	FTA	REB	PF	TP	MIN	A	TO	BLK	S
12	GREEN, Douglas	f	4	10	2	2	3	1	10		2			1
14	HOUSE, Roderick	f												
20	NOEL, Gregory	c												
22	RICHARDSON, Ricky	g	4	13	2	2	0	3	10		6			3
32	GORDON, Quinton	g												
33	HUNT, Tim		5	13	2	2	2	4	12		3		1	2
35	SPEAKS, Sean		5	10	3	4	14	1	13		2			1
40	JONES, Roy													
42	CHANDLER, Charles													
50	PARTEE, Marcel		6	8	3	4	11	4	15				4	
	TEAM REBOUNDS (Included in Totals)						1							
	TOTALS		24	54	12	14	31	13	60		13	8	5	7

FG %: 1st Half 48.0 2nd Half 41.4 Game 44.4

FT %: 1st Half 0.0 2nd Half 85.7 Game 85.7

Deadball Rebounds 1

OFFICIALS: Eddie Coleman, Dan Friar

Technical Fouls:

Attendance 4315

SCORE BY PERIODS	1st H.	2nd H.	OT	OT	FINAL
Lipscomb	15-11	10-17			53
Mitchell	10-14	15-21			60

Copyright © 1984 National Collegiate Athletic Association

1974 Small Class State Boys' Baskeball Tournament

March 12 - March 15, 1974 · Mid-South Coliseum - Memphis, TN

Happy Valley	27					
Game 9 Wed. Mar. 13 7:15 PM						
Maury City	26					
		Happy Valley	41			
		OT **Game 13** Thu. Mar. 14 7:15 PM				
		BGA	39			
				Happy Valley	44	
BGA	64					
Game 10 Wed. Mar. 13 1:45 PM						
Trousdale Co.	54					
				Game 15 Fri. Mar. 15 8:45 PM		**Happy Valley** STATE CHAMPION
Knoxville Catholic	72					
Game 11 Tue. Mar. 12 1:45 PM						
Bledsoe Co.	57					
		Knoxville Catholic	84			
		Game 14 Thu. Mar. 14 1:45 PM				
				Knoxville Catholic	42	
Dresden	58					
Game 12 Tue. Mar. 12 7:15 PM						
David Lipscomb	50					
		Dresden	62			

SESSION II

NASH. LIPSCOMB	FG - A	FT - A	Reb	PF	TP
RUTLEDGE	2-9	0-0	5	5	4
MAJOR	3-12	0-0	10	3	6
COOPER	2-3	3-4	10	1	7
HOOPER	9-19	0-0	8	2	18
THETFORD	7-21	1-2	3	5	15
CLARK	0-0	0-0	0	0	0
DOZIER					
GORE					
LEATHERS	0-0	0-0	0	0	0
WATERS					
BULLINGTON					
WALLS					
TOTALS	23-64	4-6	36	16	50
Pct:	36%	66%			

DRESDEN	FG - A	FT - A	Reb	PF	TP
HICKMAN	0-11	2-2	6	0	2
IRVINE	5-10	1-3	8	4	11
DAVIDSON	2-4	1-3	12	2	5
OSBORNE	2-13	4-4	8	0	8
McHANEY	12-24	6-7	3	3	30
BILLINGSBY					
SMITH					
SEGEBARTH					
DAVIS					
WILKEY					
DEWEESE					
GARDINER	1-2	0-0	1	0	2
TOTALS	22-64	14-19	38	9	58
Pct:	34%	73%			

PLACE
MSU FIELDHOUSE

DATE
MARCH 12, 1974

ATTENDANCE

SCORE AT HALF
LIPSCOMB 28
DRESDEN 21

TURNOVERS

OFFICIALS
DOYLE HUMAN
BEN HAYES

MEMPHIS STATE UNIVERSITY
SPORTS INFORMATION SERVICES

1973 Small Class State Boys' Basketball Tournament

March 14 - March 17, 1973 · Stokely Athletic Center - UT Knoxville - Knoxville, TN

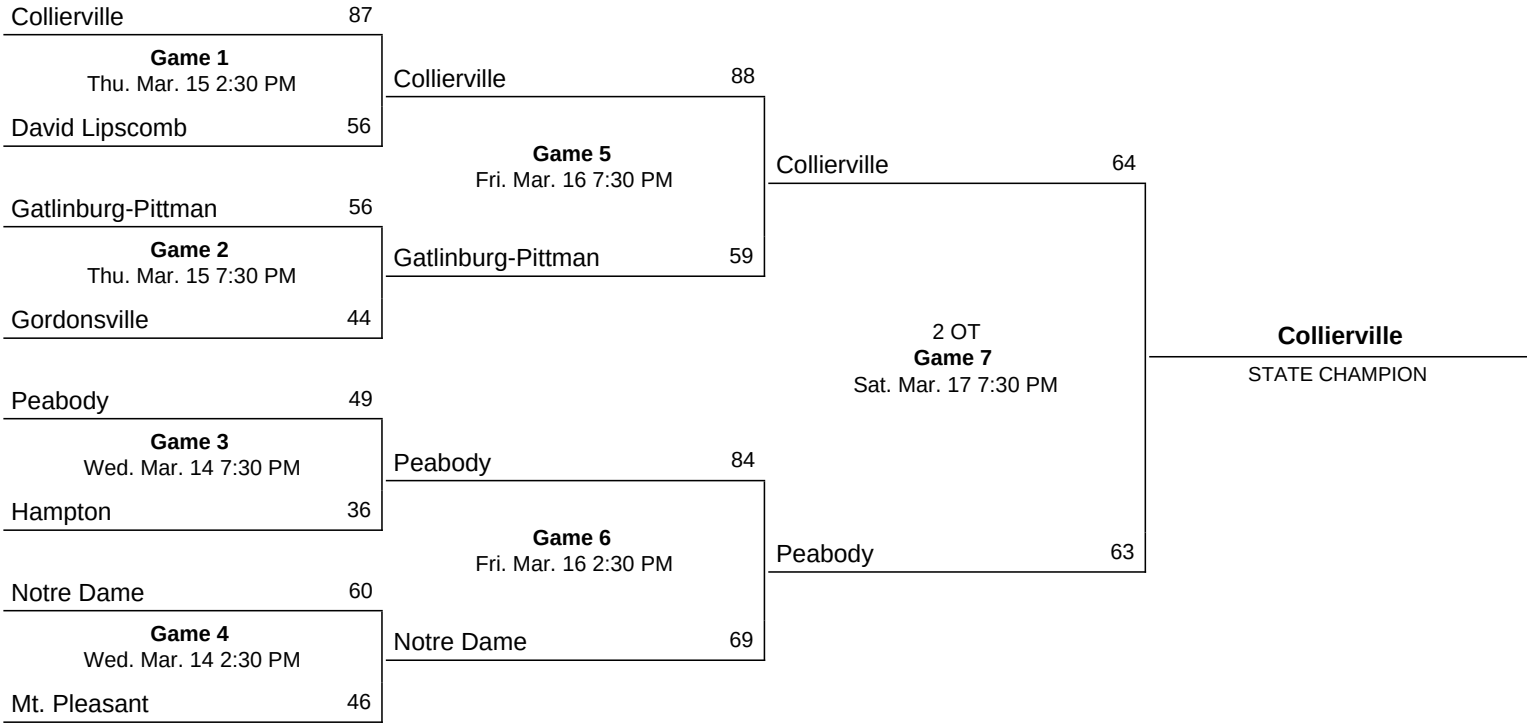

UNIVERSITY OF TENNESSEE
SPORTS PUBLICITY

State Tour. Game # 5

TOwns
Col.-26
Lips.-27

DATE: March 15, 1973

ATTENDANCE:

POINTS SCORED EACH PERIOD

	First Half		Second Half		EP	EP	Final
Collierville ~~TENNESSEE~~	20	19	23	25			87
Lipscomb	12	16	11	19			58

TEAM	FIELD GOALS			FREE THROWS			RE-BOUNDS	PER. FOULS	ASSTS.	TOTAL POINTS
Collierville	MADE	ATT.	PER-CENT	MADE	ATT.	PER-CENT				
Fields	14	32		5	7		25	3		33
Jeans	5	8		2	4		6	3		12
Shaw	8	10		0	0		5	5		16
Robinson	1	11		0	0		9	4		2
Anderson	3	9		4	4		8	3		10
Harris	4	11		0	0		5	1		8
Shinn	0	5		4	4		4	1		4
Jones	0	1		0	0		0	1		0
Lumpkin	1	2		0	0		1	2		2
Brown	0	2		0	0		0	0		0
Team							11			
TOTALS	36	91	39.6%	15	19	78.9	74	23		87

TEAM	FIELD GOALS			FREE THROWS			RE-BOUNDS	PER. FOULS	ASSTS.	TOTAL POINTS
David Lipscomb	MADE	ATT.	PER-CENT	MADE	ATT.	PER-CENT				
Wyatt	4	14		3	4		8	2		11
Hooper	3	19		0	0		9	4		6
Richardson	6	10		8	14		11	1		20
Thetford	6	19		1	3		4	2		13
Shaub	1	4		0	2		5	3		2
Major	0	4		0	0		1	2		0
Tate	0	1		4	4		0	0		4
Cooper	0	0		2	4		0	0		2
Hillin	0	1		0	0		2	0		0
Leathers	0	1		0	0		0	0		0
Team							11			
TOTALS	20	73	27.4%	18	31	58.1%	51	14		58

Troy Jones and Joe Mack Caldwell

1951 State Boys' Basketball Tournament

March 13 - March 17, 1951

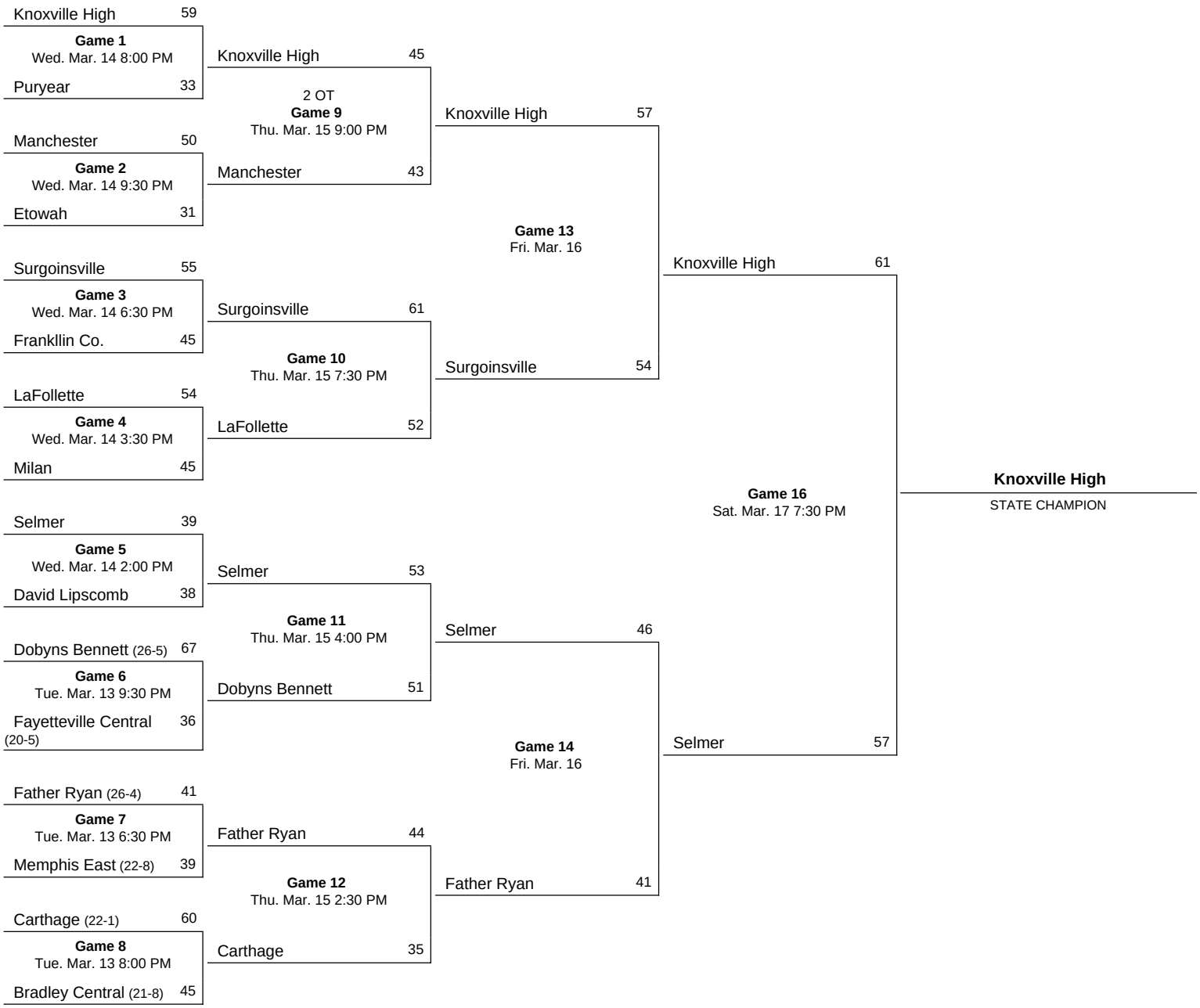

Consolation Contests

Mar. 17 9:00 PM Game 15 Third Place **Father Ryan 71**, Surgoinsville 37 **Stats**

Pos.—Selmer (39)	Lipscomb (38)
F—W. McClain (12)	Wingo (18)
F—Bob Kirk (12)	Walker (1)
C—B. McClain (10)	Brown (10)
G—Hawkins	Batey (2)
G—McCullar (5)	Foster (5)

Halftime score: Lipscomb 25; Selmer 7.

Subs: Lipscomb—Warren (2).

1926 Tennessean-Vanderbilt State Prep and High School Boys' Basketball Tournament

March 17 - March 20, 1926

First Round

- MBA 44 — Game 1 Wed. Mar. 17 7 PM — Gallatin Private Institute 11
- Algood — Game 2 Wed. Mar. 17 — Bye
- Knoxville High — Game 3 Wed. Mar. 17 — Bye
- Morgan — Game 4 Wed. Mar. 17 — Bye
- Hume-Fogg 21 — Game 5 Wed. Mar. 17 8:30 PM — Cornersville 13
- Castle Heights — Game 6 Wed. Mar. 17 — Bye
- Ridgley — Game 7 Wed. Mar. 17 — Bye
- Lipscomb — Game 8 Wed. Mar. 17 — Bye
- Alpine 21 — Game 9 Thu. Mar. 18 10:30 AM — Lebanon 16
- Cheatham Co. — Game 10 Wed. Mar. 17 — Bye
- Memphis Central — Game 11 Wed. Mar. 17 — Bye
- Baylor — Game 12 Wed. Mar. 17 — Bye
- Branham and Hughes 27 — Game 13 Thu. Mar. 18 9:30 AM — BGA 25
- Nashville Cathedral — Game 14 Wed. Mar. 17 — Bye
- Chattanooga Central — Game 15 Wed. Mar. 17 — Bye
- Goodlettsville — Game 16 Wed. Mar. 17 — Bye

Second Round

- Game 17, Thu. Mar. 18 1:30 PM: MBA 56 — Algood 10
- Game 18, Thu. Mar. 18 2:30 PM: Knoxville High 21 — Morgan 15
- Game 19, Thu. Mar. 18 4:30 PM: Hume-Fogg 22 — Columbia Military 15
- Game 20, Thu. Mar. 18 11:30 AM: Ridgley 24 — Lipscomb 12
- Game 21, Fri. Mar. 19 10:30 AM: Alpine 16 — Cheatham Co. 26
- Game 22, Thu. Mar. 18 3:30 PM: Memphis Central 23 — Baylor 21
- Game 23, Thu. Mar. 18 8:30 PM: Branham and Hughes 26 — Nashville Cathedral 17
- Game 24, Thu. Mar. 18 7:30 PM: Chattanooga Central 23 — Goodlettsville 19

Quarterfinals

- Game 25, Fri. Mar. 19 2:30 PM: MBA 42 — Knoxville High 13
- Game 26, Fri. Mar. 19 3:30 PM: Hume-Fogg 16 — Ridgley 17
- Game 27, Fri. Mar. 19 8:30 PM: Cheatham Co. 19 — Memphis Central 27
- Game 28, Fri. Mar. 19 7:30 PM: Branham and Hughes 24 — Chattanooga Central 28

Semifinals

- Game 29, Sat. Mar. 20 2 PM: MBA 29 — Ridgley 20
- Game 30, Sat. Mar. 20 3 PM: Memphis Central 27 — Chattanooga Central 11

Championship

- Game 31, Sat. Mar. 20 8:15 PM: MBA 24 — Memphis Central 10

MBA

STATE CHAMPION

Ridgly	Pos	D. L.
Robertson (3)	F	Locke
Hurt (9)	F	Young (2)
Bryant (9)	C	Pullias (5)
Stewart	G	Pyers (1)
Marshall (3)	G	Martin

Substitutions—Ridgley. Hudson and Stewart. David Lipscomb. Pitts and Smith.

Officials: Referee, Chest. Scorer. Johnson. Timers. Richter and Petty.